

BI- s^* -CONCAVE DISTRIBUTIONS

NILANJANA LAHA AND JON A. WELLNER

ABSTRACT. We introduce a new shape-constrained class of distribution functions on \mathbb{R} , the *bi- s^* -concave* class. In parallel to results of [Dümbgen et al. \(2017\)](#) for what they called the class of bi-log-concave distribution functions, we show that every s -concave density f has a bi- s^* -concave distribution function F and that every bi- s^* -concave distribution function satisfies $\gamma(F) \leq 1/(1+s)$ where finiteness of

$$\gamma(F) \equiv \sup_x F(x)(1-F(x)) \frac{|f'(x)|}{f^2(x)},$$

the Csörgő - Révész constant of F , plays an important role in the theory of quantile processes on \mathbb{R} .

CONTENTS

1. Introduction: the bi-log-concave class	1
2. Questions and extensions: the bi- s^* -concave class	3
3. s -concavity of f implies s^* -concavity of F and $1-F$	5
4. Bi- s^* -concave is (much!) bigger than s -concave	9
5. The bi- s^* -concave analogue of Theorem 1	11
5.1. Characterization theorem, bi- s^* -concave class	11
5.2. Bounds for F bi- s^* -concave when $s < 0$.	18
5.3. Bounds for F bi- s^* -concave when $s > 0$.	20
6. A consequence for Fisher information	22
7. Questions and further problems	23
8. Appendix: proof of Theorem 2 when $s \in (0, \infty)$	24
Acknowledgement	29
References	29

1. INTRODUCTION: THE BI-LOG-CONCAVE CLASS

[Dümbgen et al. \(2017\)](#) investigated a shape constraint they called “bi-log-concavity” for distribution functions F on \mathbb{R} : a distribution function F

Date: January 30, 2021.

2000 Mathematics Subject Classification. 60E15, 60F10.

Key words and phrases. log-concave, bi-log-concave, shape constraint, s -concave, quantile process, Csörgő-Révész condition, hazard function.

Supported in part by NSF Grant DMS-1566514.

is *bi-log-concave* if both $x \mapsto \log F(x)$ and $x \mapsto \log(1 - F(x))$ are concave functions of x . They noted that [Bagnoli and Bergstrom \(2005\)](#) showed that any log-concave distribution with density f has a bi-log-concave distribution function F , but that the inclusion is proper: there are many bi-log-concave distributions that are not log-concave, and in fact bi-log-concave distributions may not be unimodal. [Dümbgen et al. \(2017\)](#) proved the following interesting theorem characterizing the class of bi-log-concave distributions.

First a bit of notation:

$$J(F) \equiv \{x \in \mathbb{R} : 0 < F(x) < 1\}.$$

A distribution function F is non-degenerate if $J(F) \neq \emptyset$.

Theorem 1. (*DKW, 2017*) *For a non-degenerate distribution function F the following four statements are equivalent:*

- (i) *F is bi-log-concave.*
- (ii) *F is continuous on \mathbb{R} and differentiable on $J(F)$ with derivative $f = F'$ such that*

$$F(x+t) \begin{cases} \leq F(x) \exp\left(\frac{f(x)}{F(x)}t\right) \\ \geq 1 - (1 - F(x)) \exp\left(-\frac{f(x)}{(1-F(x))}t\right) \end{cases}$$

for all $x \in J(F)$ and $t \in \mathbb{R}$.

- (iii) *F is continuous on \mathbb{R} and differentiable on $J(F)$ with derivative $f = F'$ such that the hazard function $f/(1-F)$ is non-decreasing and reverse hazard function f/F is non-increasing on $J(F)$.*

- (iv) *F is continuous on \mathbb{R} and differentiable on $J(F)$ with bounded and strictly positive derivative $f = F'$. Furthermore, f is locally Lipschitz-continuous on $J(F)$ with L^1 -derivative $f' = F''$ satisfying*

$$\frac{-f^2}{1-F} \leq f' \leq \frac{f^2}{F}.$$

An important implication of (iv) of Theorem 1 is that the inequalities can be rewritten as follows:

$$-1 \leq -F(x) \leq F(x)(1-F(x)) \frac{f'(x)}{f^2(x)} \leq 1 - F(x) \leq 1.$$

This implies that the bi-log-concave family of distributions satisfies

$$(1.1) \quad \gamma(F) \equiv \sup_{x \in J(F)} F(x)(1-F(x)) \frac{|f'(x)|}{f^2(x)} \leq 1.$$

The parameter $\gamma(F)$ arises in the study of quantile processes and transportation distances between empirical distributions and true distributions on \mathbb{R} : see e.g. [Csörgő and Révész \(1978\)](#), [Shorack and Wellner \(1986, 2009\)](#) Chapter 18, page 643, [Bobkov and Ledoux \(2017\)](#), and [del Barrio et al. \(2005\)](#).

2. QUESTIONS AND EXTENSIONS: THE BI- s^* -CONCAVE CLASS

This immediately raises several questions:

Question 1: What about distributions in classes larger than the log-concave class? In particular what happens for the s -concave classes described by [Borell \(1975\)](#)? See [Dharmadhikari and Joag-Dev \(1988\)](#), and [Brascamp and Lieb \(1976\)](#).

Question 2: Is there a class of bi- s^* -concave distributions with the property that if f is s -concave, then F is bi- s -concave (or perhaps bi- s^* -concave with s^* related to s)?

Question 3: Is there a class of bi- s^* -concave distributions with a theorem analogous to Theorem 1 with an analogue of Theorem 1(iv) implying that $\gamma(F)$ is bounded by some function of s for all bi- s^* -concave distributions F ?

We provide positive answers to Questions 1-3 when $s \in (-1, \infty)$, beginning with the following definition of *bi- s^* -concavity* of a distribution function F .

Definition 1. For $s \in (-1, \infty]$ we let $s^* \equiv s/(1+s) \in (-\infty, 1]$. For $s \in (-1, 0)$ we say that a distribution function F on \mathbb{R} is bi- s^* -concave if both $x \mapsto F^{s^*}(x)$ and $x \mapsto (1 - F(x))^{s^*}$ are convex functions of $x \in J(F)$. For $s \in (0, \infty)$ we say that F is bi- s^* -concave if $x \mapsto F^{s^*}(x)$ is concave for $x \in (\inf J(F), \infty)$ and $x \mapsto (1 - F(x))^{s^*}$ is concave for $x \in (-\infty, \sup J(F))$. For $s = 0$ we say that F is bi-0-concave (or bi-log-concave) if both $x \mapsto \log F(x)$ and $x \mapsto \log(1 - F(x))$ are concave functions of $x \in J(F)$. Note that this definition of bi-log-concavity is equivalent to the definition of bi-log-concavity given by [Dümbgen et al. \(2017\)](#).

To briefly explain this definition, recall that a density function f (or just a non-negative function f) on \mathbb{R} (or even on \mathbb{R}^d) is s -concave for $s < 0$ if f^s is convex, while f is s -concave for $s > 0$ if f^s is concave on $J(F)$. Furthermore, from the theory of concave measures due to [Borell \(1975\)](#), [Brascamp and Lieb \(1976\)](#), and [Rinott \(1976\)](#), if f is s -concave, the probability measure P on $(\mathbb{R}, \mathcal{B})$ defined by $P(B) = \int_B f(x)dx$ for Borel sets B , is t -concave with $t = s/(1+s) \equiv s^*$ if $s > -1$; see [Dharmadhikari and Joag-Dev \(1988\)](#) for an introduction, and [Gardner \(2002\)](#) for a comprehensive review. From the basic theory of Borell, Brascamp and Lieb, and Rinott, it follows easily that if f is s -concave with $s \in (-1, \infty]$, then F and $1 - F$ are s^* -concave; i.e. the distribution function F corresponding to f is bi- s^* -concave. This proof, as well as a simpler calculus type proof assuming that derivatives exist, is given in Section 3. The same argument also establishes the corresponding implication in the log-concave case since, in the log-concave case, $s = 0$ and $s^* = 0$ as well. In Section 5 we provide a complete characterization of the class of bi- s^* -concave distributions on \mathbb{R} , answering Question 3.

For the moment we illustrate the definition with several examples.

Example 1. Suppose f_r is the t -density with $r > 0$ “degrees of freedom”:

$$f_r(x) = \frac{C_r}{\left(1 + \frac{x^2}{r}\right)^{(r+1)/2}} \quad \text{for } x \in \mathbb{R}.$$

Here $C_r = \Gamma((r+1)/2)/(\sqrt{\pi}\Gamma(r/2))$. It is well-known (see e.g. [Borell \(1975\)](#)) that $f_r \in \mathcal{P}_s$, the class of s -concave densities, if $s \leq -1/(1+r)$. Note that s takes values in $(-1, 0)$ since $r \in (0, \infty)$. From the Borell-Brascamp-Lieb inequality we guess that the “right” transformation h of F and $1-F$ to define the Bi- s^* -concave class is $h(u) = u^{s^*} = u^{s/(1+s)}$ where $s = -1/(1+r)$, the largest possible value of s . This leads directly to Definition 1. Note that s^* in the Borell-Brascamp-Lieb inequality is well-defined since $s > -1$. Since $s = -(1+r)^{-1}$ we see that we can take $s^* = s/(1+s) = -1/r$ for the t_r family. Then we want to know if $F_r^{-1/r}$ and $(1-F_r)^{-1/r}$ are convex. Direct computation shows that these are convex functions of x . Plotting these for $r \in \{1/2, 1, 4\}$ we see that they are indeed convex. Moreover we find that $\gamma(F_r) = 1 + 1/r = 1/(1+s)$; this agrees nicely with the log-concave and bi-log-concave picture when $r = \infty$ (so $\gamma(F_\infty) = \gamma(N(0, 1)) = 1$), and it yields distributions with arbitrarily large values of $\gamma(F)$ by considering $\gamma(F_r)$ with r arbitrarily small. Note, in particular, that this yields $\gamma(F_1) = \gamma(\text{Cauchy}) = 2$. Also note that this suggests the conjecture $\gamma(F) \leq 1/(1+s)$ for all bi- s^* -concave distribution functions F where $1/(1+s)$ varies from 1 to ∞ as s varies from 0 to -1 .

Example 2. Suppose that $f_{a,b}$ is the family of F -distributions with “degrees of freedom” $a > 0$ and $b > 0$. (In statistical practice, if T has the density $f_{a,b}$, this would usually be denoted by $T \sim F_{b,a}$ where b is the “numerator degrees of freedom” and a is the “denominator degrees of freedom”.) The density is given by

$$f_{a,b}(x) = C_{a,b} \frac{x^{(b/2)-1}}{(a+bx)^{(a+b)/2}} \quad \text{for } x \geq 0.$$

(In fact, $C(a,b) = a^{a/2}b^{b/2}/\text{Beta}(a/2, b/2)$, and $f_{a,b}(x) \rightarrow g_b(x)$ as $a \rightarrow \infty$ where g_b is the Gamma density with parameters $b/2$ and $b/2$.) It is well-known (see e.g. [Borell \(1975\)](#)) that $f_{a,b} \in \mathcal{P}_s$, the class of s -concave densities, if $s \leq -1/(1 + \frac{a}{2})$ when $a \geq 2$ and $b \geq 2$. This implies that $s \in [-1/2, 0)$, and the resulting $s^* = s/(1+s)$ is in $[-1, 0)$. By Proposition 2 it follows that F^{s^*} and $(1-F)^{s^*}$ are convex; i.e. F and $1-F$ are s^* -concave. This is confirmed by numerical computation.

Example 3. Suppose that $f_{a,b}(x) \equiv f(x; a, b) = (a/b)(x/b)^{-(a+1)}1_{[b, \infty)}(x)$, the Pareto distribution with parameters a and b . In this case $f_{a,b}$ is s -concave for each $s \leq -1/(1+a)$. Thus we take $s = -1/(1+a) \in (-1, 0)$ for $a \in (0, \infty)$. Note that $s^* = s/(1+s) = -1/a$. Note that $f_{a,b}^s(x) =$

$(x/b) \cdot (b/a)^{1/(1+a)}$ is certainly convex. Furthermore, it is easily seen that

$$CR_R(x) \equiv (1 - F(x)) \frac{f'(x)}{f^2(x)} = 1 - s^* = 1 + 1/a \quad \text{for all } x > b.$$

Thus the Pareto distribution is analogous to the exponential distribution in the log-concave case in the sense that it is exactly on the convex *and* concave boundary.

Example 4. Suppose that $f_r(x) = C_r(1 - x^2/r)^{r/2} 1_{[-\sqrt{r}, \sqrt{r}]}(x)$ where $r \in (0, \infty)$. Here

$$C_r = \Gamma((3+r)/2)/(\sqrt{\pi r} \Gamma(1+r/2)).$$

Note that f_r is s -concave with $s = 2/r \in (0, \infty)$ since $f_r^{2/r}(x) = C_r^{2/r}(1 - x^2/r) 1_{[-\sqrt{r}, \sqrt{r}]}(x)$ is concave. As $r \rightarrow \infty$ it is easily seen that $f_r(x) \rightarrow (2\pi)^{-1/2} \exp(-x^2/2)$, the standard normal density. Thus $r = \infty$ corresponds to $s = 0$. On the other hand,

$$\begin{aligned} g_r(x) &\equiv \sqrt{r} f_r(\sqrt{r}x) = \sqrt{r} C_r (1 - x^2)^{r/2} 1_{[-1,1]}(x) \\ &\rightarrow 2^{-1} 1_{[-1,1]}(x) \quad \text{as } r \rightarrow 0. \end{aligned}$$

Thus $r = 0$ corresponds to $s = +\infty$.

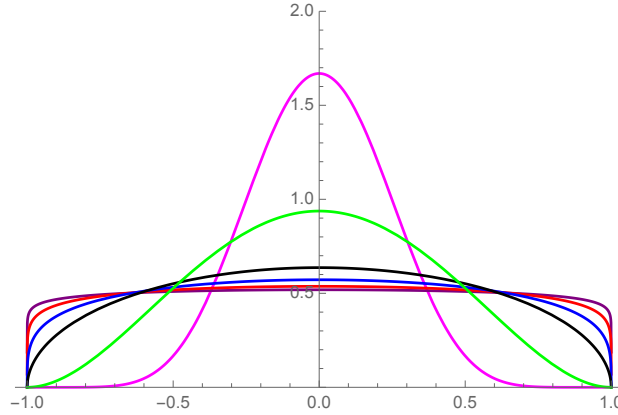


FIGURE 1. The s -concave densities g_r of Example 4 with $s = 2/r \in (0, \infty)$: $s = 1/8$, magenta; $s = 1/2$, green; $s = 2$, black; $s = 4$, blue; $s = 8$, red; $s = 16$, purple.

3. s -CONCAVITY OF f IMPLIES s^* -CONCAVITY OF F AND $1 - F$

Motivated by Examples 1-4, we first give an extension of the log-concave preservation result of Bagnoli and Bergstrom (2005); also see Lemma 3 of An (1998).

Proposition 1. (*Bagnoli and Bergstrom; An; Barlow and Proschan*)

If f is log-concave then both F and $1 - F$ are log-concave; i.e. $\log F$ and $\log(1 - F)$ are concave.

Proposition 2. If f is s -concave with $s \in (-1, \infty)$, then both F and $1 - F$ are $s^* = s/(1 + s)$ concave; i.e. F^{s^*} and $(1 - F)^{s^*}$ are convex when $s < 0$; and $\log F$ and $\log(1 - F)$ are concave when $s = 0$; and F^{s^*} and $(1 - F)^{s^*}$ are convex when $s > 0$. Equivalently, F is bi- s^* -concave.

Remark 1. Results related to Proposition 1 have a long history in reliability theory and econometrics. Barlow and Proschan (1975) (Lemma 5.8, page 77) showed that if f is log-concave (i.e. PF_2 , or Polya frequency of order 2), then $f/(1 - F)$ is non-decreasing (or “Increasing Failure Rate” in their terminology); they also noted that the IFR property is equivalent to $1 - F$ being log-concave. Their proof of the IFR property using the equivalence of log-concavity of f and $f \in PF_2$ is delightfully short and does not rely on existence of f' . An (1998) also proves Proposition 1 using PF_2 equivalences to log-concavity without requiring existence of f' . The simple “calculus based” proof given here and taken from Bagnoli and Bergstrom (2005), which relies on the classical “second-order conditions” for convexity (see e.g. Boyd and Vandenberghe (2004), section 3.1.4), was apparently given by Dierker (1991), but is likely to have a much longer history.

In the modern theory of convexity, Proposition 1 is an immediate consequence of the results of Prekopa (1973). As we will see in the second proof, Proposition 2 is an immediate consequence of the results of Borell (1975), Brascamp and Lieb (1976), and Rinott (1976).

Proof of Proposition 1

First Proof, assuming f' exists:

Fact 1: First note that f is log-concave if and only if f'/f is non-increasing.

Fact 2: Note that $F(x) = \int_a^x f(y)dy$ is log-concave if and only if $f'(x)F(x) - f^2(x) \leq 0$. To see this, note that

$$\begin{aligned} (\log F)'(x) &= \frac{f}{F}(x), \quad \text{and} \\ (\log F)''(x) &= \frac{f''}{F} - \frac{f^2}{F^2} = \frac{f'F - f^2}{F^2} \leq 0. \end{aligned}$$

Now if f is log-concave we can use fact 1 to write

$$\begin{aligned} \frac{f'}{f}(x)F(x) &= \frac{f'}{f}(x) \int_a^x f(y)dy \\ &\leq \int_a^x \frac{f'(y)}{f(y)} f(y)dy = \int_a^x f'(y)dy \\ &= f(x) - f(a) = f(x). \end{aligned}$$

Rearranging this inequality yields $f'(x)F(x) - f^2(x) \leq 0$, and by Fact 2 we conclude that F is log-concave. Note that this inequality also can be

rewritten as $\frac{f'(x)}{f^2(x)}F(x) \leq 1$, and hence we conclude that

$$\frac{f'(x)}{f^2(x)}F(x)(1 - F(x)) \leq 1 - F(x) \leq 1$$

The argument for $1 - F$ is analogous and yields the inequality $\frac{f'(x)}{f^2(x)}(1 - F(x)) \geq -1$, and hence we conclude that

$$\frac{f'(x)}{f^2(x)}F(x)(1 - F(x)) \geq -F(x) \geq -1$$

Thus both F and $1 - F$ are log-concave, and $\gamma(F) \leq 1$. \square

Second Proof, general (without assuming f' exists): See the second proof of Proposition 2 below.

Proof of Proposition 2

First Proof, assuming f' exists:

Suppose $s \in (-1, 0)$; the proof for $s > 0$ is similar.

Fact 1-s: First note that f is s -concave for $s < 0$ if and only if $\varphi \equiv f^s$ is convex on $J(F)$, which is equivalent to φ' being non-decreasing. But we find

$$\varphi'(x) = (f^s)'(x) = sf^{s-1}(x)f'(x) = sf^s(x)(f'(x)/f(x)).$$

Fact 2-s: Note that $F(x) = \int_a^x f(y)dy$ is s^* -concave for $s^* < 0$ if and only if

$$(s^* - 1)f^2 + Ff' \leq 0 \text{ on } J(F).$$

To see this, note that for $x \in J(F)$

$$\begin{aligned} (F^{s^*})'(x) &= s^*F^{s^*-1}(x)f(x), \text{ and} \\ (F^{s^*})''(x) &= s^*(s^* - 1)F^{s^*}(x) \left(\frac{f}{F}(x) \right)^2 + s^* \frac{f'(x)}{F(x)} F^{s^*}(x) \\ &= s^* \frac{F^{s^*}(x)}{F^2(x)} \{ (s^* - 1)f^2(x) + F(x)f'(x) \} \\ &\geq 0 \end{aligned}$$

if and only if (since $s^* = s/(1 + s) < 0$)

$$(s^* - 1)f^2(x) + F(x)f'(x) \leq 0.$$

Now if f is s -concave and $x \in J(F)$ we can use fact 1-s to write

$$\begin{aligned} sf^s(x) \frac{f'}{f}(x) F(x) &= sf^s(x) \frac{f'}{f}(x) \int_a^x f(y)dy \\ &\geq \int_a^x sf^s(y) \frac{f'(y)}{f(y)} f(y)dy = \int_a^x sf^s(y) f'(y)dy \\ &= \frac{s}{s+1} (f^{s+1}(x) - f^{s+1}(a)) = \frac{s}{s+1} f^{s+1}(x). \end{aligned}$$

Rearranging this inequality (and noting that $s < 0$) yields $(s^* - 1)f^2 + Ff' \leq 0$, and by Fact 2-s we conclude that F is s^* -concave. Note that for $x \in J(F)$

this inequality can also be rewritten as $\frac{f'(x)}{f^2(x)}F(x) \leq \frac{1}{1+s}$, and hence we conclude that

$$\frac{f'(x)}{f^2(x)}F(x)(1-F(x)) \leq \frac{1}{1+s}(1-F(x)) \leq \frac{1}{1+s} = 1-s^*.$$

The argument for $1-F$ is analogous and yields the inequality $\frac{f'(x)}{f^2(x)}(1-F(x)) \geq -\frac{1}{1+s} = -(1-s^*)$, and hence we conclude that

$$\frac{f'(x)}{f^2(x)}F(x)(1-F(x)) \geq -\frac{1}{1+s}F(x) \geq -\frac{1}{1+s}$$

Thus both F and $1-F$ are s^* -concave, and $\gamma(F) \leq 1/(1+s)$. \square

Proof of Proposition 2

Second Proof, general (without assuming f' exists): First some background and definitions:

- Let $a, b \geq 0$ and $\theta \in (0, 1)$. The generalized mean of order $s \in \mathbb{R}$ is defined by

$$M_s(a, b; \theta) = \begin{cases} ((1-\theta)a^s + \theta b^s)^{1/s}, & \text{if } s \in (0, \infty), \\ a^{1-\theta}b^\theta, & \text{if } s = 0, \\ \max\{a, b\}, & \text{if } s = \infty, \\ \min\{a, b\}, & \text{if } s = -\infty. \end{cases}$$

- Let (M, d) be a metric space with Borel σ -field \mathcal{M} . A measure μ on \mathcal{M} is called t -concave if for nonempty sets $A, B \in \mathcal{M}$ and $0 < \theta < 1$ we have

$$\mu_*((1-\theta)A + \theta B) \geq M_t(\mu_*(A), \mu_*(B); \theta).$$

- A non-negative real-valued function h on (M, d) is called s -concave if for $x, y \in M$ and $0 < \theta < 1$ we have

$$h((1-\theta)x + \theta y) \geq M_s(h(x), h(y); \theta).$$

- Suppose $(M, d) = (\mathbb{R}^k, |\cdot|)$, k -dimensional Euclidean space with the usual Euclidean metric and suppose that f is an s -concave density function with respect to Lebesgue measure λ on \mathcal{B}_k , and consider the probability measure μ on \mathcal{B}_k defined by

$$\mu(B) = \int_B f d\lambda \quad \text{for all } B \in \mathcal{B}_k.$$

Then by a theorem of Borell (1975), Brascamp and Lieb (1976), and Rinott (1976), the measure μ is s^* concave where $s^* = s/(1+ks)$ if $s \in (-1/k, \infty)$ and $s^* = 0$ if $s = 0$.

- Here we are in the case $k = 1$. Thus for $s \in (-1, \infty)$ the measure μ is s^* concave: for $s \in (-1, \infty)$, $A, B \in \mathcal{B}_1$, and $0 < \theta < 1$,

$$(3.1) \quad \mu_*((1-\theta)A + \theta B) \geq M_{s^*}(\mu_*(A), \mu_*(B); \theta);$$

here μ_* denotes inner measure (which is needed in general in view of examples noted by Erdős and Stone (1970)). With this preparation we can give

our second proof of Proposition 2: if $A = (-\infty, x]$ and $B = (-\infty, y]$ for $x, y \in J(F)$, it is easily seen that

$$\begin{aligned} (1 - \theta)A + \theta B &= \{(1 - \theta)x' + \theta y' : x' \leq x, y' \leq y\} \\ &\subset \{(1 - \theta)x' + \theta y' : (1 - \theta)x' + \theta y' \leq (1 - \theta)x + \theta y\} \\ &= (-\infty, (1 - \theta)x + \theta y]. \end{aligned}$$

Therefore, with the second inequality following from (3.1)

$$\begin{aligned} F((1 - \theta)x + \theta y) &= \mu((-\infty, (1 - \theta)x + \theta y]) \\ &\geq \mu((1 - \theta)(-\infty, x] + \theta(-\infty, y]) \\ &\geq M_{s^*}(\mu((-\infty, x]), \mu((-\infty, y]); \theta) = M_{s^*}(F(x), F(y); \theta); \end{aligned}$$

i.e. F is s^* -concave. Similarly, taking $A = (x, \infty)$ and $B = (y, \infty)$ it follows that $1 - F$ is s^* -concave.

Note that this argument contains a second proof of Proposition 1 when $s = 0$. \square

4. BI- s^* -CONCAVE IS (MUCH!) BIGGER THAN s -CONCAVE

Here we note that just as the class of bi-log-concave distributions is considerably larger than the class of log-concave distributions (as shown by Dümmbgen *et al.* (2017)), the class of bi- s^* -concave distributions is considerably larger than the class of s -concave distributions. In particular, multimodal distributions are allowed in both the bi-log-concave and the bi- s -concave classes.

Example 5. (Dümmbgen *et al.* (2017), pages 2-3) Suppose that f is the mixture $(1/2)N(-\delta, 1) + (1/2)N(\delta, 1)$. Dümmbgen *et al.* (2017) showed (numerically) that the corresponding distribution function F is bi-log-concave for $\delta \leq 1.34$ but not for $\delta \geq 1.35$. This distribution has a bi-modal density for $\delta = 1.34$.

Example 6. Now suppose that f is the mixture $(1/2)t_1(\cdot - \delta) + (1/2)t_1(\cdot + \delta)$ with $\delta > 0$ where t_r is the standard t density with r degrees of freedom as in Example 5. By numerical calculation, this density is bi- s^* -concave for $\delta = 1.4$, but fails to be bi- s^* -concave for $\delta = 1.5$. Again by numerical calculations the t_1 mixture density with $\delta = 1.475$ is bi- $(-1/2)^*$ -concave, but with $\delta = 1.48$ it is *not* bi- $(-1/2)^*$ -concave; see Figure 5.

The following plots illustrate the bounds in Section 5.

Upper and lower bounds for the density $f = F'$ of F follow from (iii) of Theorem 2. These bounds are illustrated for the bi- s^* -concave distribution t_1 mixture with $\delta = 1.3$ in Figure 3.

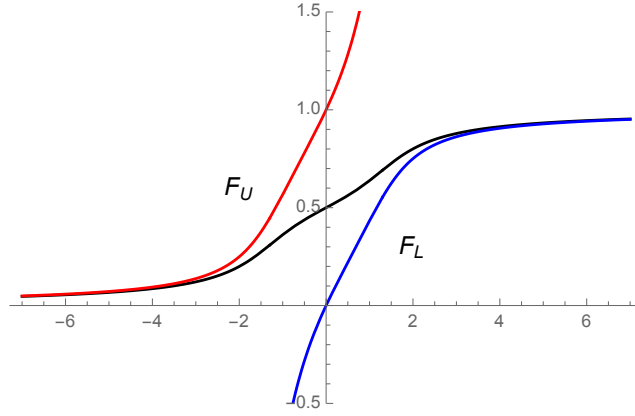


FIGURE 2. The bi- s^* -concave t_1 mixture distribution function F (black) for $\delta = 1.3$ with its convex upper bound F_U (red) and concave lower bound F_L (blue) defined by (5.6) and (5.7).

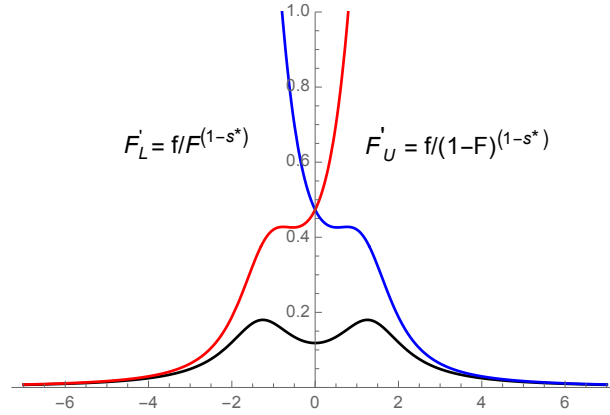


FIGURE 3. The bi- s^* -concave t_1 mixture density function f (black), $\delta = 1.3$, with its bi- s^* -concave upper bounds F'_U (red) and F'_L (blue) defined by (5.9) and (5.8).

To get some feeling for what is happening with the Csörgő - Révész condition, Figure 5 gives plots of the two functions

$$CR(x) \equiv F(x)(1 - F(x)) \frac{f'(x)}{f^2(x)},$$

$$CR_{min}(x) = \min\{F(x), 1 - F(x)\} \frac{f'(x)}{f^2(x)}.$$

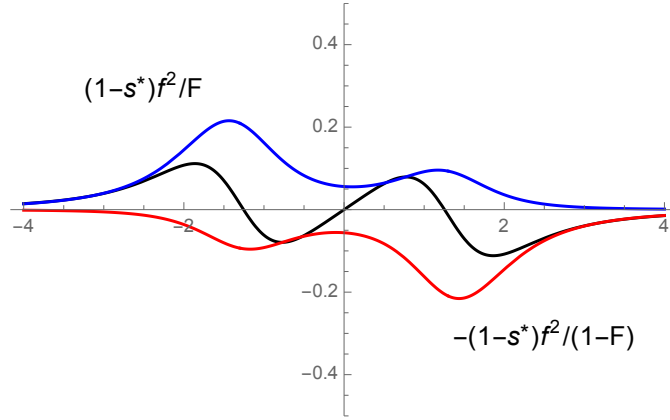


FIGURE 4. The bi- s^* -concave t_1 mixture density function derivative f' (black) for $\delta = 1.3$ with its bi- s^* -concave upper (blue) and lower (red) bounds as given in (iv) of Theorem 2.

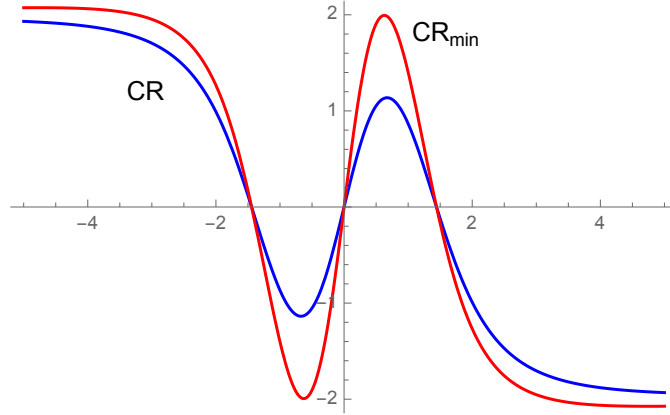


FIGURE 5. The Csörgő-Révész functions CR (blue) and CR_{min} (red) for the mixed t_1 density with $\delta = 1.475$.

5. THE BI- s^* -CONCAVE ANALOGUE OF THEOREM 1

5.1. Characterization theorem, bi- s^* -concave class. Now we can formulate the natural bi- s^* -concave analogue of Theorem 1.

Theorem 2. *Let $s \in (-1, \infty]$. For a non-degenerate distribution function F the following four statements are equivalent:*

- (i) F is bi- s^* -concave.
- (ii) F is continuous on \mathbb{R} and differentiable on $J(F)$ with derivative $f = F'$.

Moreover when $s \leq 0$,

$$(5.1) \quad F(x+t) \begin{cases} \leq F(x) \cdot \left(1 + s^* \frac{f(x)}{F(x)} t\right)_+^{1/s^*} \\ \geq 1 - (1 - F(x)) \cdot \left(1 - s^* \frac{f(x)}{1-F(x)} t\right)_+^{1/s^*} \end{cases}$$

for all $x \in \mathbb{R}$ and $t \in \mathbb{R}$. When $s > 0$,

$$(5.2) \quad F(x+t) \begin{cases} \leq F(x) \cdot \left(1 + s^* \frac{f(x)}{F(x)} t\right)_+^{1/s^*}, & \text{for } t \in (a-x, \infty) \\ \geq 1 - (1 - F(x)) \cdot \left(1 - s^* \frac{f(x)}{1-F(x)} t\right)_+^{1/s^*}, & \text{for } t \in (-\infty, b-x) \end{cases}$$

for all $x \in J(F)$.

(iii) F is continuous on \mathbb{R} and differentiable on $J(F)$ with derivative $f = F'$ such that the s^* -hazard function $f/(1-F)^{1-s^*}$ is non-decreasing, and the reverse s^* -hazard function f/F^{1-s^*} is non-increasing on $J(F)$.

(iv) F is continuous on \mathbb{R} and differentiable on $J(F)$ with bounded and strictly positive derivative $f = F'$. Furthermore, f is locally Lipschitz-continuous on $J(F)$ with L^1 -derivative $f' = F''$ satisfying

$$(5.3) \quad -(1-s^*) \frac{f^2}{1-F} \leq f' \leq (1-s^*) \frac{f^2}{F}.$$

Recall that $s^* = s/(1+s) \in (-\infty, 1]$ and $(1-s^*) = 1/(1+s) \in [0, \infty)$. Alternatively,

$$-\frac{f^2}{1-F} \leq (1+s)f' \leq \frac{f^2}{F}.$$

This yields the following corollary extending (1.1) from $s = 0$ to $s \in (-1, \infty]$.

Corollary 1. Suppose that F is bi- s^* -concave for $s \in (-1, \infty]$. Then

$$\gamma(F) = \sup_{x \in J(F)} F(x)(1-F(x)) \frac{|f'(x)|}{f^2(x)} \leq 1-s^* = \frac{1}{1+s},$$

and

$$\tilde{\gamma}(F) = \sup_{x \in J(F)} \min\{F(x), 1-F(x)\} \frac{|f'(x)|}{f^2(x)} \leq 1-s^* = \frac{1}{1+s}.$$

Remark 2. The three distribution functions F considered by [Shorack and Wellner \(1986, 2009\)](#) page 644 all involved log-concave densities with the resulting bound for $\gamma(F)$ being 1. Theorem 2 and Corollary 1 give a rather complete description of how the values of $\gamma(F)$ and $\tilde{\gamma}(F)$ depend on the index s^* of bi- s^* -concavity.

Proof of Theorem 2. If $s = 0$, the proof follows from Theorem 1 of Dümmbgen *et al.* (2017). When $s = \infty$, $s^* = 1$ and $1 - s^* = 0$. In this case $f' = 0$ almost everywhere (Lebesgue) and f is a uniform density on (a, b) . When $s \in (0, \infty)$ the proof is essentially the same as for $s = 0$ with only two minor modifications (in the proof of (i) implies (ii) and in the proof of (iii) implies (iv)); see the Appendix section 8 for complete details. It remains to consider the case when $s \in (-1, 0)$. Our proof closely parallels the proof for the case $s = 0$ given by Dümmbgen *et al.* (2017). Throughout our proof we will denote $\inf J(F)$ and $\sup J(F)$ by a and b respectively. Notice that if F is continuous, $J(F) = (a, b)$.

Proof of (i) implies (ii): Since F is bi- s^* -concave with $s^* < 0$, $\psi = F^{1/s^*}$ is convex on $J(F)$. Since $\psi(x) = 1$ and ∞ for $x \geq \sup J(F)$ and $x \leq \inf J(F)$ respectively, ψ is convex on \mathbb{R} . By the convex version of Lemma 6 of Dümmbgen *et al.* (2017) ψ is continuous on the interior of $\{\psi < \infty\}$. Therefore ψ and hence F is continuous on the interior of the set $\{F > 0\}$ or (a, ∞) . Similarly, the s^* -concavity of $1 - F$ implies continuity of $1 - F$ on the interior of the set $\{1 - F > 0\} := (-\infty, b)$ where $b := \sup\{F < 1\}$. However unless $a < b$, F would be degenerate. Hence, $a < b$ and F is continuous on \mathbb{R} . More precisely $J(F) = (a, b)$.

Let $x \in (a, b)$. Convexity of ψ implies that

$$F'(x \pm) = \lim_{t \rightarrow 0, \pm t > 0} \frac{\psi^{1/s^*}(x+t) - \psi^{1/s^*}(x)}{t} = \frac{1}{s^*} \psi(x)^{1/s^*-1} \psi'(x \pm)$$

exist and satisfy

$$F'(x-) \leq F'(x+).$$

Similarly, convexity of $(1 - F)^{s^*}$ yields

$$(1 - F)'(x+) \geq (1 - F)'(x-)$$

which implies that

$$-F'(x+) \geq -F'(x-).$$

Therefore $F'(x-) = F'(x+)$ which proves the differentiability of F . It also shows that $\psi'(x+) = \psi'(x-) = \psi'(x)$ on (a, b) .

By Lemma 6 (convex version) of Dümmbgen *et al.* (2017) for each $x \in (a, b)$ and $c \in [\psi'(x-), \psi'(x+)]$ one has

$$\psi(x+t) - \psi(x) \geq ct \quad \text{for all } t \in \mathbb{R}.$$

Therefore

$$\psi(x+t) - \psi(x) \geq t\psi'(x).$$

Hence,

$$F^{s^*}(x+t) - F^{s^*}(x) \geq ts^* f(x) F(x)^{s^*-1},$$

or, with $x_+ = \max\{x, 0\}$,

$$\frac{F^{s^*}(x+t)}{F^{s^*}(x)} \geq \left(1 + s^* \frac{f(x)}{F(x)} t\right)_+.$$

Hence,

$$\frac{F(x+t)}{F(x)} \leq \left(1 + s^* \frac{f(x)}{F(x)} t\right)_+^{1/s^*}.$$

Analogously it follows that

$$(1 - F(x+t))^{s^*} - (1 - F(x))^{s^*} \geq -ts^* f(x)(1 - F(x))^{s^*-1}$$

which yields

$$\left(\frac{1 - F(x+t)}{1 - F(x)}\right)^{s^*} \geq \left(1 - ts^* \frac{f(x)}{1 - F(x)}\right)_+$$

or

$$F(x+t) \geq 1 - (1 - F(x)) \cdot \left(1 - ts^* \frac{f(x)}{1 - F(x)}\right)_+^{1/s^*}.$$

Hence (5.1) is proved.

Since (ii) holds, F is continuous and differentiable on $J(F)$ with derivative $f = F'$ and satisfies (5.1). Now let $x, y \in J(F)$ with $x < y$. Let

$$(5.4) \quad h = f/F^{1-s^*}.$$

Then applying (5.1) we obtain that

$$\frac{F^{s^*}(x)}{F^{s^*}(y)} \geq 1 + s^* \frac{f(y)}{F(y)}(x - y).$$

Hence,

$$\begin{aligned} F^{s^*}(x) &\geq F^{s^*}(y) + s^* \frac{f(y)}{F(y)^{1-s^*}}(x - y) \\ &= F^{s^*}(y) + s^* h(y)(x - y) \\ &\geq F^{s^*}(x) + s^* h(x)(y - x) + s^* h(y)(x - y). \end{aligned}$$

Therefore

$$s^*(x - y)(h(y) - h(x)) \leq 0$$

where $s^*(x - y) > 0$, implying that $h(y) \leq h(x)$. Therefore h is non-increasing. Now let

$$(5.5) \quad \tilde{h} = f/(1 - F)^{1-s^*}.$$

From (5.1) we also obtain that

$$(1 - F(x))^{s^*} - (1 - F(y))^{s^*} \geq -ts^* \frac{f(y)}{(1 - F(y))^{1-s^*}} = -ts^* \tilde{h}(y)$$

or

$$\begin{aligned}
(1 - F(x))^{s^*} &\geq (1 - F(y))^{s^*} - (x - y)s^*\tilde{h}(y) \\
&= (1 - F(x))^{s^*} - (y - x)s^*\tilde{h}(x) - (x - y)s^*\tilde{h}(y) \\
&= (1 - F(x))^{s^*} - s^*(y - x)(\tilde{h}(y) - \tilde{h}(x)).
\end{aligned}$$

Since $s^*(y - x) < 0$, the last inequality leads to

$$0 \leq \tilde{h}(y) - \tilde{h}(x),$$

implying that \tilde{h} is non-decreasing.

Proof of (iii) implies (iv): If the conditions of (iii) hold, then it immediately follows that $f > 0$ on $J(F)$. If not, suppose that $f(x_0) = 0$ for some $x_0 \in J(F)$. Now $J(F) = (a, b)$ since F is continuous. Since $f(x)/F(x)^{1-s^*}$ is non-increasing, $f(x) = 0$ for $x \in [x_0, b)$. Similarly since $f(x)/(1 - F(x))^{1-s^*}$ is non-decreasing we obtain $f(x) = 0$ for $x \in (a, x_0]$. Therefore, $F' = 0$ or F is constant on $J(F)$. Then F violates the continuity condition of (iii). Hence $f > 0$ on $J(F)$.

Suppose h and \tilde{h} are as defined in (5.4) and (5.5). Then the monotonicities of h and \tilde{h} imply that for any $x, x_0 \in J(F)$,

$$f(x) = \begin{cases} F^{1-s^*}(x)h(x) \leq h(x_0) & \text{if } x \geq x_0, \\ (1 - F(x))^{1-s^*}\tilde{h}(x) \leq \tilde{h}(x_0) & \text{if } x \leq x_0. \end{cases}$$

Next, let $c, d \in J(F)$ with $c < d$. We will bound $(f(y) - f(x))/(y - x)$ for $x, y \in J(F)$ such that $x, y \in (c, d)$ with $x \neq y$. This will yield local Lipschitz-continuity of f on $J(F)$. To this end, note that

$$\begin{aligned}
\frac{f(y) - f(x)}{y - x} &= \frac{F^{1-s^*}(y)h(y) - F^{1-s^*}(x)h(x)}{y - x} \\
&= h(y)\frac{F^{1-s^*}(y) - F^{1-s^*}(x)}{y - x} + F^{1-s^*}(x)\frac{h(y) - h(x)}{y - x} \\
&\leq h(c)\frac{F^{1-s^*}(y) - F^{1-s^*}(x)}{y - x} \\
&\rightarrow h(c)(1 - s^*)f(x)F^{-s^*}(x) = (1 - s^*)h(c)h(x)F^{1-2s^*}(x)
\end{aligned}$$

as $y \rightarrow x$. Here the inequality followed from the fact that

$$\frac{h(y) - h(x)}{y - x} \leq 0$$

which holds since h is non-increasing. Now since $h(x) \leq h(c)$, $1 - 2s^* > 0$, $1 - s^* > 0$, and $F(x) \leq F(d)$, we find that

$$\limsup_{y \rightarrow x} \frac{f(y) - f(x)}{y - x} \leq (1 - s^*)h(c)^2 F^{1-2s^*}(d)$$

for all $x \in (c, d)$. Analogously with $\bar{F} = 1 - F$ we obtain that

$$\begin{aligned} \frac{f(y) - f(x)}{y - x} &= \frac{\bar{F}^{1-s^*}(y)\tilde{h}(y) - \bar{F}^{1-s^*}(x)\tilde{h}(x)}{y - x} \\ &= \tilde{h}(y)\frac{\bar{F}^{1-s^*}(y) - \bar{F}^{1-s^*}(x)}{y - x} + \bar{F}^{1-s^*}(x)\frac{\tilde{h}(y) - \tilde{h}(x)}{y - x} \\ &\geq \tilde{h}(y)\frac{\bar{F}^{1-s^*}(y) - \bar{F}^{1-s^*}(x)}{y - x} \end{aligned}$$

since, by the non-decreasing property of \tilde{h} , for any $x, y \in J(F)$,

$$\frac{\tilde{h}(y) - \tilde{h}(x)}{y - x} > 0.$$

Next observe that since $1 - s^* = 1/(1 + s) > 0$, and \bar{F} is nonincreasing,

$$\tilde{h}(y)\frac{\bar{F}^{1-s^*}(y) - \bar{F}^{1-s^*}(x)}{y - x} \geq \tilde{h}(d)\frac{\bar{F}^{1-s^*}(y) - \bar{F}^{1-s^*}(x)}{y - x}.$$

Hence as $y \rightarrow x$ it follows that

$$\begin{aligned} \liminf_{y \rightarrow x} \frac{f(y) - f(x)}{y - x} &\geq -\tilde{h}(d)(1 - s^*)f(x)\bar{F}^{-s^*}(x) \\ &= -\tilde{h}(d)\tilde{h}(x)(1 - s^*)\bar{F}^{1-2s^*}(x). \end{aligned}$$

Therefore using the fact that $\tilde{h}(x) \leq \tilde{h}(d)$ and $1 - 2s^* > 0$ we conclude that

$$\liminf_{y \rightarrow x} \frac{f(y) - f(x)}{y - x} \geq -\tilde{h}(d)^2(1 - s^*)\bar{F}^{1-2s^*}(c).$$

Combining the above with (5.6) we find that f is Lipschitz-continuous on (c, d) with Lipschitz-constant

$$\max\{(1 - s^*)h(c)^2F^{1-2s^*}(d), (1 - s^*)\tilde{h}(d)^2\bar{F}^{1-2s^*}(c)\}.$$

This proves that f is locally Lipschitz continuous on $J(F)$. Hence, f is also locally absolutely continuous with L^1 -derivative f' such that

$$f(y) - f(x) = \int_x^y f'(t)dt \quad \text{for all } x, y \in J(F);$$

hence $f'(x)$ can be chosen so that

$$f'(x) \in \left[\liminf_{y \rightarrow x} \frac{f(y) - f(x)}{y - x}, \limsup_{y \rightarrow x} \frac{f(y) - f(x)}{y - x} \right].$$

However (5.6) and (5.6) imply that for $c < x < d$,

$$\begin{aligned} &\left[\liminf_{y \rightarrow x} \frac{f(y) - f(x)}{y - x}, \limsup_{y \rightarrow x} \frac{f(y) - f(x)}{y - x} \right] \\ &\subset \left[-(1 - s^*)\tilde{h}(d)^2\bar{F}^{1-2s^*}(c), (1 - s^*)h(c)^2F^{1-2s^*}(d) \right] \end{aligned}$$

Now since f and F are continuous and $F > 0$ on $J(F)$, so are h and \tilde{h} . Therefore, letting $c, d \rightarrow x$ it follows that

$$\frac{-(1-s^*)f(x)^2\bar{F}^{1-2s^*}(x)}{\bar{F}^{2-2s^*}(x)} \leq f'(x) \leq (1-s^*)\frac{f(x)^2F^{1-2s^*}(x)}{F^{2-2s^*}(x)};$$

and this implies (5.3).

Proof of (iv) implies (i): The fact that (iii) implies (i) can be easily proved since f/F^{1-s^*} non-increasing on $J(F)$ implies that F^{s^*} is convex on $J(F)$. Also $1 < F^{s^*} < \infty$ on $J(F)$. Now $F^{s^*}(x) = \infty$ for $x < \inf J(F)$ and $F^{s^*}(x) = 1$ for $x > \sup J(F)$. Therefore F^{s^*} is convex on \mathbb{R} . Similarly one can show that $(1-F)^{s^*}$ is convex on \mathbb{R} . Hence F is bi- s^* -concave. Therefore it is enough to prove that (iv) implies (iii).

By Lemma 7 of Dümmbgen *et al.* (2017) h is non-increasing on $J(F)$ if and only if for any $x \in J(F)$ the following holds:

$$\limsup_{y \rightarrow x} \frac{h(y) - h(x)}{y - x} \leq 0.$$

Suppose $x \neq y \in J(F)$ and $r := \min(x, y)$ and $s := \max(x, y)$. Then it follows that

$$\begin{aligned} \frac{h(y) - h(x)}{y - x} &= \frac{f(y)/F^{1-s^*}(y) - f(x)/F^{1-s^*}(x)}{y - x} \\ &= \frac{1}{F^{1-s^*}(y)} \frac{f(y) - f(x)}{y - x} - \frac{f(x)}{F^{1-s^*}(x)F^{1-s^*}(y)} \frac{F^{1-s^*}(y) - F^{1-s^*}(x)}{y - x} \\ &= \frac{1}{F^{1-s^*}(y)} \frac{\int_r^s f'(t)dt}{s - r} - \frac{f(x)}{F^{1-s^*}(x)F^{1-s^*}(y)} \frac{F^{1-s^*}(y) - F^{1-s^*}(x)}{y - x} \\ &\leq \frac{(1-s^*)}{F^{1-s^*}(y)(s-r)} \int_r^s \frac{f(t)^2}{F(t)} dt - \frac{f(x)}{F^{1-s^*}(x)F^{1-s^*}(y)} \frac{F^{1-s^*}(y) - F^{1-s^*}(x)}{y - x}. \end{aligned}$$

by (5.3). Since F is continuous by (iv), $J(F)$ must be an interval. Also since $x, y \in J(F)$, $[r, s] \subset J(F)$. Since f and F are continuous on $J(F)$ and $F > 0$ on $J(F)$, f^2/F is continuous and integrable on $J(F)$ and hence also on $[r, s]$. Letting $y \rightarrow x$ we obtain that

$$\limsup_{y \rightarrow x} \frac{h(y) - h(x)}{y - x} \leq \frac{(1-s^*)f(x)^2}{F^{2-s^*}(x)} - \frac{(1-s^*)f(x)^2}{F^{2-s^*}(x)} = 0.$$

Analogously by Lemma 7 of Dümmbgen *et al.* (2017), to show \tilde{h} is non-decreasing it is enough to show that

$$\liminf_{y \rightarrow x} \frac{\tilde{h}(y) - \tilde{h}(x)}{y - x} \geq 0.$$

To verify this suppose $x \neq y \in J(F)$ and $r := \min(x, y)$ and $s := \max(x, y)$. As before we calculate

$$\begin{aligned}
\frac{\tilde{h}(y) - \tilde{h}(x)}{y - x} &= \frac{f(y)/\bar{F}^{1-s^*}(y) - f(x)/\bar{F}^{1-s^*}(x)}{y - x} \\
&= \frac{1}{\bar{F}^{1-s^*}(y)} \frac{f(y) - f(x)}{y - x} - \frac{f(x)}{\bar{F}^{1-s^*}(x)\bar{F}^{1-s^*}(y)} \frac{\bar{F}^{1-s^*}(y) - \bar{F}^{1-s^*}(x)}{y - x} \\
&= \frac{1}{\bar{F}^{1-s^*}(y)} \frac{\int_r^s f'(t)dt}{s - r} - \frac{f(x)}{\bar{F}^{1-s^*}(x)\bar{F}^{1-s^*}(y)} \frac{\bar{F}^{1-s^*}(y) - \bar{F}^{1-s^*}(x)}{y - x} \\
&\geq -\frac{(1-s^*)}{\bar{F}^{1-s^*}(y)(s-r)} \int_r^s \frac{f(t)^2}{\bar{F}(t)} dt - \frac{f(x)}{\bar{F}^{1-s^*}(x)\bar{F}^{1-s^*}(y)} \frac{\bar{F}^{1-s^*}(y) - \bar{F}^{1-s^*}(x)}{y - x}
\end{aligned}$$

by (5.3). Since f and \bar{F} are continuous on $J(F)$, letting $y \rightarrow x$ it follows that

$$\liminf_{y \rightarrow x} \frac{\tilde{h}(y) - \tilde{h}(x)}{y - x} \geq -\frac{(1-s^*)f(x)^2}{\bar{F}^{2-s^*}(x)} + \frac{(1-s^*)f(x)^2}{\bar{F}^{2-s^*}(x)} = 0.$$

□

5.2. Bounds for F bi- s^* -concave when $s < 0$. First, upper and lower bounds on F : Note that $(1+y)^r \geq 1+ry$ for any $r < 0$ and $y \geq -1$. Taking $y = -F(x)$ and $r = s^*$ yields

$$(1 - F(x))^{s^*} \geq 1 - s^*F(x)$$

or, by rearranging,

$$(5.6) \quad F(x) \leq \frac{1}{-s^*} \left\{ (1 - F(x))^{s^*} - 1 \right\} \equiv F_{U,s}(x) \equiv F_U(x)$$

where F_U is a convex function if F is bi- s^* -concave. Similarly, taking $y = -(1 - F(x))$ and $r = s^*$ yields, by rearranging terms

$$(5.7) \quad F(x) \geq \frac{1}{-s^*} \left\{ (1 - s^*) - F(x)^{s^*} \right\} \equiv F_{L,s}(x) \equiv F_L(x)$$

where F_L is a concave function if F is bi- s^* -concave. Note that

$$(5.8) \quad F'_U(x) = \frac{f(x)}{(1 - F(x))^{1-s^*}} = \frac{f(x)}{(1 - F(x))^{1/(1+s)}}$$

is monotone non-decreasing, while

$$(5.9) \quad F'_L(x) = \frac{f(x)}{F^{1-s^*}(x)} = \frac{f(x)}{F^{1/(1+s)}(x)}$$

is monotone non-increasing. Therefore

$$\begin{aligned}
0 &\leq F''_U(x) = (1 - F(x))^{s^*-2} \left\{ (1 - s^*)f^2(x) + (1 - F(x))f'(x) \right\}, \\
0 &\geq F''_L(x) = F(x)^{s^*-2} \left\{ (s^* - 1)f^2(x) + F(x)f'(x) \right\}.
\end{aligned}$$

The upper and lower bounds in (iv) of Theorem 2 follow by rearranging these inequalities.

Taking F to be the distribution function of t_1 and plotting the bounds for F , $F' = f$ and $F'' = f'$ yields the following three figures.

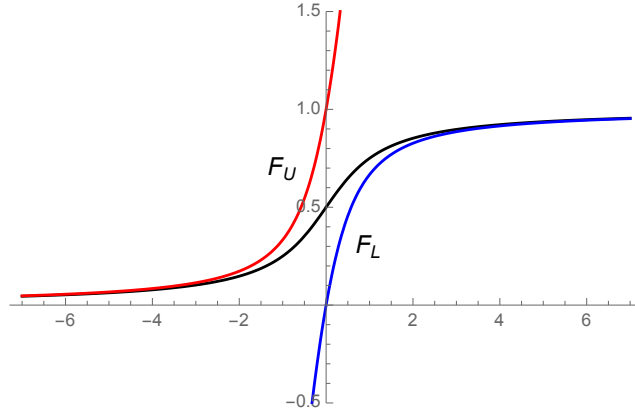


FIGURE 6. The bi- s^* -concave t_1 distribution function F (black) with its convex upper bound F_U (red) and concave lower bound F_L (blue), where F_U and F_L are given in (5.6) and (5.7).

Upper bounds for the density $f = F'$ of F follow from (iii) of Theorem 2: These bounds are illustrated for the bi- s^* -concave distribution t_1 in Figure 7.

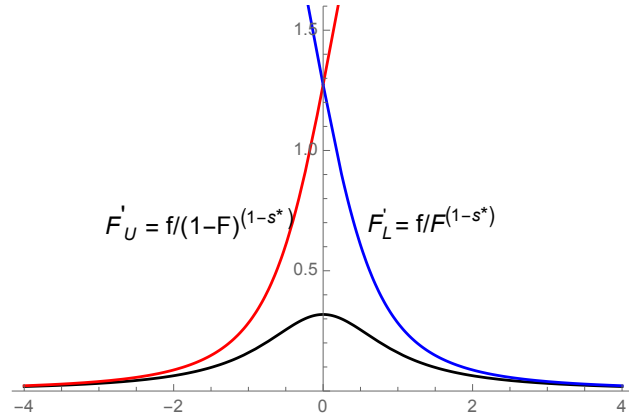


FIGURE 7. The bi- s^* -concave t_1 density function f (black) with its bi- s^* -concave upper bounds F'_U (red) and F'_L (blue) as given by (5.8) and (5.9).

Upper and lower bounds for the derivative f' of f are given in (iv) of Theorem 2: These bounds are illustrated for the bi- s^* -concave distribution t_1 in Figure 8.

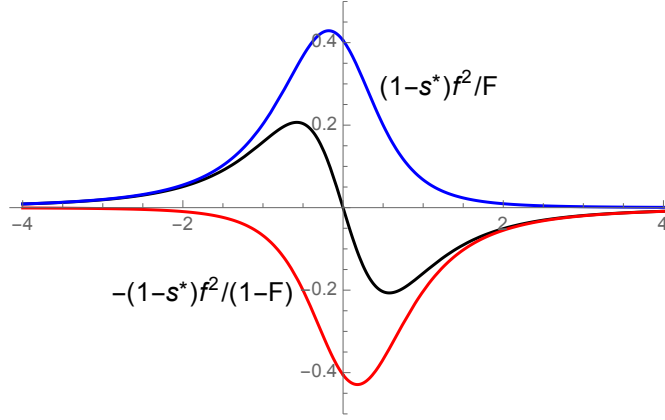


FIGURE 8. The bi- s^* -concave t_1 density function derivative f' (black) with its bi- s^* -concave lower (red) and upper (blue) bounds as given in (iv) of Theorem 2.

5.3. Bounds for F bi- s^* -concave when $s > 0$. Upper and lower bounds on F : Note that now $(1+y)^r \leq 1+ry$ for any $r \in (0, 1]$ and $y \geq -1$ by concavity of $(1+y)^r$. Taking $y = -F(x)$ and $r = s^* > 0$ (since $s > 0$) yields

$$(1 - F(x))^{s^*} \leq 1 - s^* F(x).$$

By rearranging,

$$\begin{aligned} F(x) &\leq \frac{1}{-s^*} \{(1 - F(x))^{s^*} - 1\} \\ (5.10) \quad &= \frac{1}{s^*} \left\{ 1 - (1 - F(x))^{s^*} \right\} \equiv F_{U,s}(x) \equiv F_U(x) \end{aligned}$$

where F_U is a convex function if F is bi- s^* -concave. Similarly, taking $y = -(1 - F(x))$ and $r = s^*$ yields, by rearranging terms

$$(5.11) \quad F(x) \geq \frac{1}{s^*} \left\{ F(x)^{s^*} - (1 - s^*) \right\} \equiv F_{L,s}(x) \equiv F_L(x)$$

where F_L is a concave function if F is bi- s^* -concave. Note that

$$(5.12) \quad F'_U(x) = \frac{f(x)}{(1 - F(x))^{1-s^*}} = \frac{f(x)}{(1 - F(x))^{1/(1+s)}}$$

is monotone non-decreasing, while

$$(5.13) \quad F'_L(x) = \frac{f(x)}{F^{1-s^*}(x)} = \frac{f(x)}{F^{1/(1+s)}(x)}$$

is monotone non-increasing. Therefore

$$\begin{aligned} 0 &\leq F''_U(x) = (1 - F(x))^{s^*-2} \left\{ (1 - s^*)f^2(x) + (1 - F(x))f'(x) \right\}, \\ 0 &\geq F''_L(x) = F(x)^{s^*-2} \left\{ (s^* - 1)f^2(x) + F(x)f'(x) \right\}. \end{aligned}$$

Again note that the upper and lower bounds in (iv) of Theorem 2 follow by rearranging these inequalities.

Taking F to be the distribution function of $g(\cdot, r)$ with $r = 1$ as in Example 4 and plotting the bounds for F , $F' = f$ and $F'' = f'$ yields the following three figures.

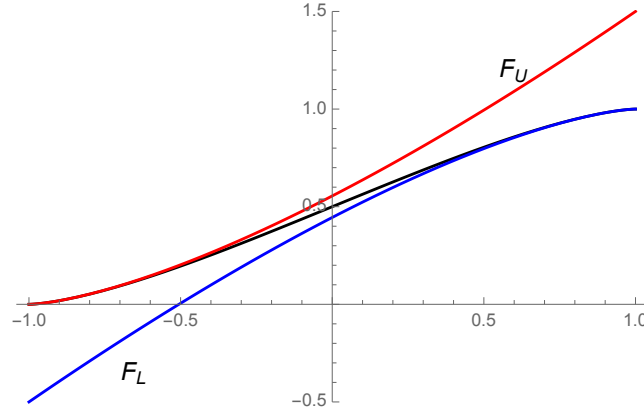


FIGURE 9. The bi- s^* -concave distribution function F (black) corresponding to $g(\cdot; 1)$ of Example 4 with its convex upper bound F_U (red) and concave lower bound F_L (blue) (where F_U and F_L are given in (5.10) and (5.11)).

Upper and lower bounds for the density $f = F'$ of F follow from (iii) of Theorem 2. These bounds are illustrated for the bi- s^* -concave distribution F corresponding to $g(\cdot; 1)$ of Example 4 in Figure 10.

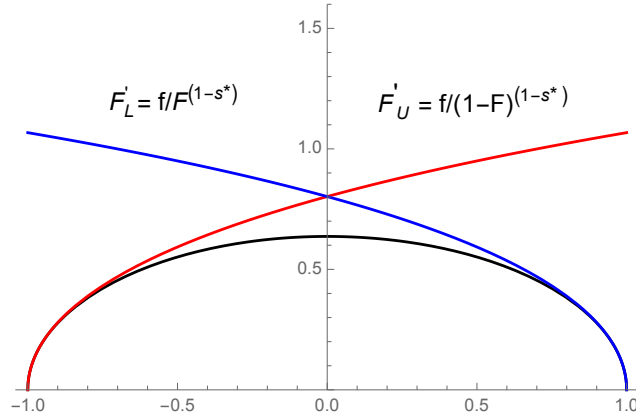


FIGURE 10. The bi- s^* -concave density function $g(\cdot; 1)$ of Example 4 (black) with its bi- s^* -concave upper bounds F'_L and F'_U given in (5.13) and (5.12).

Upper and lower bounds for the derivative f' of f are given in (iv) of Theorem 2. These bounds are illustrated for the bi- s^* -concave distribution function F with density $g(\cdot; 1)$ as in Example 4 in Figure 11.

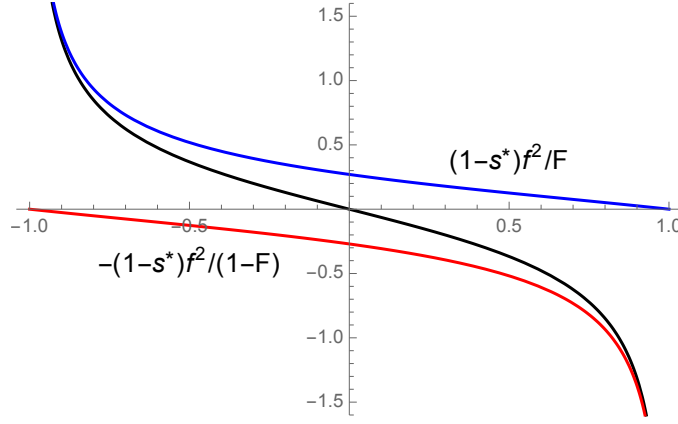


FIGURE 11. $F'' = f'$ (black) for the bi- s^* -concave function F corresponding to the density $g(\cdot; 1)$ as in Example 4 with its bi- s^* -concave upper (blue) and lower (red) bounds as given in (iv) of Theorem 2.

6. A CONSEQUENCE FOR FISHER INFORMATION

In this section we suppose that F is a bi- s^* -concave distribution function with absolutely continuous density f with respect to Lebesgue measure. Then from (5.3) of Theorem 2 it follows that

$$\frac{|f'(x)|}{f(x)} \leq \frac{1}{1+s} \frac{f(x)}{F(x) \wedge (1-F(x))} \quad \text{for all } x \in J(F),$$

and hence that

$$\begin{aligned} I_f &\equiv \int_{\mathbb{R}} \left(\frac{|f'(x)|}{f(x)} \right)^2 f(x) dx \\ &\leq \frac{1}{(1+s)^2} \int_{\mathbb{R}} \frac{f^2(x)}{(F(x) \wedge (1-F(x)))^2} dF(x) \\ &\leq \frac{1}{(1+s)^2} \left\{ \int_{\mathbb{R}} \frac{f^2(x)}{F^2(x)} dF(x) + \int_{\mathbb{R}} \frac{f^2(x)}{(1-F(x))^2} dF(x) \right\} \\ (6.1) \quad &\leq \frac{2}{(1+s)^2} \max \left\{ \int_{\mathbb{R}} \left(\frac{f}{F} \right)^2 dF, \int_{\mathbb{R}} \left(\frac{f}{1-F} \right)^2 dF \right\}. \end{aligned}$$

But with $h = f'/f$, we find that

$$\int_{-\infty}^x h dF = \int_{-\infty}^x (f'(y)/f(y)) f(y) dy = f(x) \quad \text{and} \quad \frac{f(x)}{F(x)} = \frac{\int_{-\infty}^x h dF}{F(x)},$$

while

$$\int_x^{\infty} h dF = \int_x^{\infty} (f'/f) f dy = -f(x), \quad \text{and} \quad \frac{-f(x)}{1-F(x)} = \frac{\int_x^{\infty} h dF}{1-F(x)}.$$

Thus by the L_2 version of Hardy's inequality

$$\begin{aligned} \int_{\mathbb{R}} \left(\frac{f(x)}{F(x)} \right)^2 dF(x) &\leq 4 \int_{\mathbb{R}} \left(\frac{|f'(x)|}{f(x)} \right)^2 f(x) dx = 4I_f, \text{ and} \\ (6.2) \quad \int_{\mathbb{R}} \left(\frac{f(x)}{1-F(x)} \right)^2 dF(x) &\leq 4 \int_{\mathbb{R}} \left(\frac{|f'(x)|}{f(x)} \right)^2 f(x) dx = 4I_f. \end{aligned}$$

Combining the inequalities in (6.1) and (6.2) yields

$$\begin{aligned} I_f &\leq \frac{2}{(1+s)^2} \max \left\{ \int_{\mathbb{R}} \left(\frac{f(x)}{F(x)} \right)^2 dF(x), \int_{\mathbb{R}} \left(\frac{f(x)}{1-F(x)} \right)^2 dF(x) \right\} \\ (6.3) \quad &\leq \frac{8}{(1+s)^2} I_f. \end{aligned}$$

But we note that the densities f_r in Example 4 have

$$I_{f_r} = \frac{r}{2} \cdot \frac{\Gamma\left(\frac{r}{2} - 1\right) \Gamma\left(\frac{r+3}{2}\right)}{\Gamma\left(\frac{r}{2} + 1\right)^2} \nearrow \infty$$

as $r \searrow 2$, and $I_{f_r} = \infty$ for $0 < r \leq 2$. In this latter case all the integrals in (6.3) are infinite.

7. QUESTIONS AND FURTHER PROBLEMS

Question 1. Application of bi- s^* -concavity to construction of confidence bands for F ? [Dümbgen et al. \(2017\)](#) use their bi-log-concave bounds to construct new confidence bands for bi-log-concave distribution functions F . Alternative confidence bands based on the bi- s^* -concavity assumption may be of interest.

Question 2. What can be said when $s \leq -1$? The only result we know in the direction of preserving s -concavity in the spirit of Borell, Brascamp and Lieb, and Rinott is due to [Dancs and Uhrin \(1980\)](#), but we do not have an interpretation of their result. We also do not know if there is an approximation of the general (standardized) quantile process \mathbb{Q}_n in terms of the uniform quantile process \mathbb{V}_n in this case.

Question 3. Bi-log-concavity or bi- s^* -concavity in higher dimensions? Although log-concave (and s -concave) densities and measures on \mathbb{R}^d (and a variety of non-Euclidean spaces) exist, we do not know of any analogue of bi- s^* -concavity or bi-log-concavity in higher dimensions.

Question 4. Transportation distances for empirical measures when $d \geq 2$? The Csörgő - Révész condition has proved very useful for studying empirical transportation distances for empirical measures in one dimension, largely because of the connection with quantile processes. We do not know of comparable theory for transportation distances for empirical measures in higher dimensional settings.

8. APPENDIX: PROOF OF THEOREM 2 WHEN $s \in (0, \infty)$

Proof. Our proof of Theorem 2 for the case $s \in (0, \infty)$ closely parallels the proof for the case $s \in (-1, 0]$. The main difference is the proof of (iii) implies (iv). When $0 < s < \infty$, $s^* = s/(1+s) \in (0, 1)$, and hence $1 - 2s^* < 0$ for $s > 1$. This requires a slightly different argument in this range and results in different constants in the Lipschitz bounds.

Let us denote $\inf J(F)$ and $\sup J(F)$ by a and b respectively. Notice that $J(F) = (a, b)$ if F is continuous.

Proof of (i) implies (ii): Since F is bi- s^* -concave with $s^* > 0$, $\psi = F^{s^*}$ is concave on (a, ∞) . Consequently ψ , and hence F also, is continuous on (a, ∞) by Lemma 6 of [Dümbgen et al. \(2017\)](#). Similarly, the s^* -concavity of $1 - F$ implies continuity of $1 - F$ on $(-\infty, b)$. Now if $a = b$, F would be degenerate. Hence, $a < b$ and F is continuous on \mathbb{R} . Therefore we can also conclude that $J(F) = (a, b)$.

Let $x \in (a, b)$. Concavity of ψ implies that

$$F'(x \pm) = \lim_{t \rightarrow 0, \pm t > 0} \frac{\psi^{1/s^*}(x+t) - \psi^{1/s^*}(t)}{t} = \frac{1}{s^*} \psi(x)^{1/s^*-1} \psi'(x \pm)$$

exist and satisfy

$$F'(x+) \leq F'(x-).$$

Similarly, concavity of $(1 - F)^{s^*}$ yields

$$(1 - F)'(x-) \geq (1 - F)'(x+)$$

which implies that

$$-F'(x-) \geq -F'(x+).$$

Therefore $F'(x-) = F'(x+)$ which proves the differentiability of F . It also shows that $\psi'(x+) = \psi'(x-) = \psi'(x)$ on (a, b) .

By Lemma 6 of [Dümbgen et al. \(2017\)](#) for each $x \in (a, b)$ and $c \in [\psi'(x+), \psi'(x-)]$ one has

$$\psi(x+t) - \psi(x) \leq ct \quad \text{for } t \in (a-x, \infty)$$

since ψ is concave on (a, ∞) . Therefore for such x and t ,

$$\psi(x+t) - \psi(x) \leq t\psi'(x).$$

Hence,

$$F^{s^*}(x+t) - F^{s^*}(x) \leq ts^* f(x) F(x)^{s^*-1}$$

or,

$$\frac{F^{s^*}(x+t)}{F^{s^*}(x)} \leq 1 + s^* \frac{f(x)}{F(x)} t.$$

Hence,

$$\frac{F(x+t)}{F(x)} \leq \left(1 + s^* \frac{f(x)}{F(x)} t\right)^{1/s^*}.$$

Analogously it follows that for $t \in (-\infty, b - x)$,

$$(1 - F(x + t))^{s^*} - (1 - F(x))^{s^*} \leq -ts^* f(x)(1 - F(x))^{s^*-1}$$

which yields

$$\left(\frac{1 - F(x + t)}{1 - F(x)} \right)^{s^*} \leq 1 - ts^* \frac{f(x)}{1 - F(x)}$$

or

$$F(x + t) \geq 1 - (1 - F(x)) \cdot \left(1 - ts^* \frac{f(x)}{1 - F(x)} \right)^{1/s^*}.$$

Hence (5.2) is proved. Notice that for $s^* < 0$ the inequalities in (5.1) hold for all t because if $s^* < 0$, unlike the present case, F^{s^*} and $(1 - F)^{s^*}$ are convex on the entire real line.

Proof of (ii) implies (iii): Since (ii) holds, F is continuous and differentiable on $J(F)$ with derivative $f = F'$ and satisfies (5.2). Now let $x, y \in J(F)$ with $x < y$. Let

$$(8.1) \quad h = f/F^{1-s^*}.$$

Then applying (5.2) we obtain that

$$\frac{F^{s^*}(x)}{F^{s^*}(y)} \leq 1 + s^* \frac{f(y)}{F(y)}(x - y).$$

Hence,

$$\begin{aligned} F^{s^*}(x) &\leq F^{s^*}(y) + s^* \frac{f(y)}{F(y)^{1-s^*}}(x - y) \\ &= F^{s^*}(y) + s^* h(y)(x - y) \\ &\leq F^{s^*}(x) + s^* h(x)(y - x) + s^* h(y)(x - y). \end{aligned}$$

Therefore

$$s^*(x - y)(h(y) - h(x)) \geq 0$$

where $s^*(x - y) < 0$, implying that $h(y) \leq h(x)$. Therefore h is non-increasing. Now let

$$(8.2) \quad \tilde{h} = f/(1 - F)^{1-s^*}.$$

From (5.2) we also obtain that

$$(1 - F(x))^{s^*} - (1 - F(y))^{s^*} \leq -ts^* \frac{f(y)}{(1 - F(y))^{1-s^*}} = -ts^* \tilde{h}(y)$$

or

$$\begin{aligned} (1 - F(x))^{s^*} &\leq (1 - F(y))^{s^*} - (x - y)s^* \tilde{h}(y) \\ &= (1 - F(x))^{s^*} - (y - x)s^* \tilde{h}(x) - (x - y)s^* \tilde{h}(y) \\ &= (1 - F(x))^{s^*} - s^*(y - x)(\tilde{h}(y) - \tilde{h}(x)). \end{aligned}$$

Since $s^*(y - x) > 0$, the last inequality leads to

$$0 \leq \tilde{h}(y) - \tilde{h}(x),$$

implying that \tilde{h} is non-decreasing.

Proof of (iii) implies (iv): If the conditions of (iii) hold, then it immediately follows that $f > 0$ on $J(F)$. If not, suppose that $f(x_0) = 0$ for some $x_0 \in J(F)$ where $J(F) = (a, b)$ since F is continuous. Then since $f(x)/F(x)^{1-s^*}$ is non-increasing, $f(x) = 0$ for $x \in [x_0, b)$. Similarly since $f(x)/(1 - F(x))^{1-s^*}$ is non-decreasing we obtain $f(x) = 0$ for $x \in (a, x_0]$. Therefore, $F' = 0$ or F is constant on (a, b) or $J(F)$. Then F violates the continuity condition of (iii). Hence $f > 0$ on $J(F)$.

Suppose h and \tilde{h} are as defined in (8.1) and (8.2). Then the monotonicities of h and \tilde{h} imply that for any $x, x_0 \in J(F)$,

$$f(x) = \begin{cases} F^{1-s^*}(x)h(x) \leq h(x_0) & \text{if } x \geq x_0, \\ (1 - F(x))^{1-s^*}\tilde{h}(x) \leq \tilde{h}(x_0) & \text{if } x \leq x_0. \end{cases}$$

Next, let $c, d \in J(F)$ with $c < d$. We will bound $(f(y) - f(x))/(y - x)$ for $x, y \in J(F)$ such that $x, y \in (c, d)$ with $x \neq y$. This will yield local Lipschitz-continuity of f on $J(F)$. To this end, note that

$$\begin{aligned} \frac{f(y) - f(x)}{y - x} &= \frac{F^{1-s^*}(y)h(y) - F^{1-s^*}(x)h(x)}{y - x} \\ &= h(y)\frac{F^{1-s^*}(y) - F^{1-s^*}(x)}{y - x} + F^{1-s^*}(x)\frac{h(y) - h(x)}{y - x} \\ &\leq h(c)\frac{F^{1-s^*}(y) - F^{1-s^*}(x)}{y - x} \\ &\rightarrow h(c)(1 - s^*)f(x)F^{-s^*}(x) = (1 - s^*)h(c)h(x)F^{1-2s^*}(x) \end{aligned}$$

as $y \rightarrow x$. Here the inequality followed from the fact that

$$\frac{h(y) - h(x)}{y - x} \leq 0$$

which holds since h is non-increasing. Now since $h(x) \leq h(c)$, $s^* > 0$, $1 - s^* > 0$, and $F(c) \leq F(x) \leq F(d)$, we find that

$$(8.3) \quad \limsup_{y \rightarrow x} \frac{f(y) - f(x)}{y - x} \leq (1 - s^*)h(c)^2 F^{1-s^*}(d) F^{-s^*}(c)$$

for all $x \in (c, d)$. Analogously with $\bar{F} = 1 - F$ we obtain that

$$\begin{aligned} \frac{f(y) - f(x)}{y - x} &= \frac{\bar{F}^{1-s^*}(y)\tilde{h}(y) - \bar{F}^{1-s^*}(x)\tilde{h}(x)}{y - x} \\ &= \tilde{h}(y)\frac{\bar{F}^{1-s^*}(y) - \bar{F}^{1-s^*}(x)}{y - x} + \bar{F}^{1-s^*}(x)\frac{\tilde{h}(y) - \tilde{h}(x)}{y - x} \\ &\geq \tilde{h}(y)\frac{\bar{F}^{1-s^*}(y) - \bar{F}^{1-s^*}(x)}{y - x} \end{aligned}$$

since, by the non-decreasing property of \tilde{h} , for any $x, y \in J(F)$,

$$\frac{\tilde{h}(y) - \tilde{h}(x)}{y - x} > 0.$$

Next observe that since $1 - s^* = 1/(1 + s) > 0$, and $\bar{F}(y) \leq \bar{F}(x)$ if $y \geq x$,

$$\tilde{h}(y) \frac{\bar{F}^{1-s^*}(y) - \bar{F}^{1-s^*}(x)}{y - x} \geq \tilde{h}(d) \frac{\bar{F}^{1-s^*}(y) - \bar{F}^{1-s^*}(x)}{y - x}.$$

Hence as $y \rightarrow x$ it follows that

$$\begin{aligned} \liminf_{y \rightarrow x} \frac{f(y) - f(x)}{y - x} &\geq -\tilde{h}(d)(1 - s^*)f(x)\bar{F}^{-s^*}(x) \\ &= -\tilde{h}(d)\tilde{h}(x)(1 - s^*)\bar{F}^{1-2s^*}(x). \end{aligned}$$

Therefore using the fact that $\tilde{h}(x) \leq \tilde{h}(d)$ and $1 - s^*, s^* > 0$ we conclude that

$$(8.4) \quad \liminf_{y \rightarrow x} \frac{f(y) - f(x)}{y - x} \geq -\tilde{h}(d)^2(1 - s^*)\bar{F}^{1-s^*}(c)\bar{F}^{-s^*}(d).$$

Combining the above with (8.3) we find that f is Lipschitz-continuous on (c, d) with Lipschitz-constant

$$\max\{(1 - s^*)h(c)^2F^{1-s^*}(d)F^{-s^*}(c), (1 - s^*)\tilde{h}(d)^2\bar{F}^{1-s^*}(c)\bar{F}^{-s^*}(d)\}.$$

This proves that f is locally Lipschitz continuous on $J(F)$. Hence, f is also locally absolutely continuous with L^1 -derivative f' such that

$$f(y) - f(x) = \int_x^y f'(t)dt \quad \text{for all } x, y \in J(F);$$

hence $f'(x)$ can be chosen so that

$$f'(x) \in \left[\liminf_{y \rightarrow x} \frac{f(y) - f(x)}{y - x}, \limsup_{y \rightarrow x} \frac{f(y) - f(x)}{y - x} \right].$$

However (8.3) and (8.4) imply that for $c < x < d$,

$$\begin{aligned} &\left[\liminf_{y \rightarrow x} \frac{f(y) - f(x)}{y - x}, \limsup_{y \rightarrow x} \frac{f(y) - f(x)}{y - x} \right] \\ &\subset \left[-(1 - s^*)\tilde{h}(d)^2\bar{F}^{1-s^*}(c)F^{-s^*}(d), (1 - s^*)h(c)^2F^{1-s^*}(d)F^{-s^*}(c) \right] \end{aligned}$$

Now since f and F are continuous and $F > 0$ on $J(F)$, so are h and \tilde{h} . Therefore, letting $c, d \rightarrow x$ it follows that

$$\frac{-(1 - s^*)f(x)^2\bar{F}^{1-2s^*}(x)}{\bar{F}^{2-2s^*}(x)} \leq f'(x) \leq (1 - s^*)\frac{f(x)^2F^{1-2s^*}(x)}{F^{2-2s^*}(x)};$$

and this implies (5.3).

Proof of (iv) implies (i): Notice that the fact that (iii) implies (i) can be easily verified since f/F^{1-s^*} non-increasing on $J(F)$ implies that F^{s^*} is concave on $J(F)$. Since F is continuous, $J(F) = (a, b)$. Now $F^{s^*} \in (0, 1)$

on $J(F)$ and $F^{s^*}(x) = 1$ for $x \geq b$. Therefore F^{s^*} is concave on (a, ∞) . Similarly one can show that $(1 - F)^{s^*}$ is concave on $(-\infty, b)$. Therefore F is bi- s^* -concave. Therefore it is enough to prove that (iv) implies (iii).

By Lemma 7 of [Dümbgen et al. \(2017\)](#) h is non-increasing on $J(F)$ if and only if for any $x \in J(F)$ the following holds:

$$\limsup_{y \rightarrow x} \frac{h(y) - h(x)}{y - x} \leq 0.$$

Suppose $x \neq y \in J(F)$ and $r := \min(x, y)$ and $s := \max(x, y)$. Then it follows that

$$\begin{aligned} \frac{h(y) - h(x)}{y - x} &= \frac{f(y)/F^{1-s^*}(y) - f(x)/F^{1-s^*}(x)}{y - x} \\ &= \frac{1}{F^{1-s^*}(y)} \frac{f(y) - f(x)}{y - x} - \frac{f(x)}{F^{1-s^*}(x)F^{1-s^*}(y)} \frac{F^{1-s^*}(y) - F^{1-s^*}(x)}{y - x} \\ &= \frac{1}{F^{1-s^*}(y)} \frac{\int_r^s f'(t)dt}{s - r} - \frac{f(x)}{F^{1-s^*}(x)F^{1-s^*}(y)} \frac{F^{1-s^*}(y) - F^{1-s^*}(x)}{y - x} \\ &\leq \frac{(1 - s^*)}{F^{1-s^*}(y)(s - r)} \int_r^s \frac{f(t)^2}{F(t)} dt - \frac{f(x)}{F^{1-s^*}(x)F^{1-s^*}(y)} \frac{F^{1-s^*}(y) - F^{1-s^*}(x)}{y - x} \end{aligned}$$

by (5.3). Since F is continuous by (iv), $J(F) = (a, b)$. Also since $x, y \in J(F)$, $[r, s] \subset J(F)$. Since f and F are continuous on $J(F)$ and $F > 0$ on $J(F)$, f^2/F is continuous and integrable on $J(F)$ and hence also on $[r, s]$. Letting $y \rightarrow x$ we obtain that

$$\limsup_{y \rightarrow x} \frac{h(y) - h(x)}{y - x} \leq \frac{(1 - s^*)f(x)^2}{F^{2-s^*}(x)} - \frac{(1 - s^*)f(x)^2}{F^{2-s^*}(x)} = 0.$$

Analogously, by Lemma 7 of [Dümbgen et al. \(2017\)](#), to show \tilde{h} is non-decreasing it is enough to show that

$$\liminf_{y \rightarrow x} \frac{\tilde{h}(y) - \tilde{h}(x)}{y - x} \geq 0.$$

To verify this suppose $x \neq y \in J(F)$ and $r := \min(x, y)$ and $s := \max(x, y)$. As before we calculate

$$\begin{aligned} \frac{\tilde{h}(y) - \tilde{h}(x)}{y - x} &= \frac{f(y)/\bar{F}^{1-s^*}(y) - f(x)/\bar{F}^{1-s^*}(x)}{y - x} \\ &= \frac{1}{\bar{F}^{1-s^*}(y)} \frac{f(y) - f(x)}{y - x} - \frac{f(x)}{\bar{F}^{1-s^*}(x)\bar{F}^{1-s^*}(y)} \frac{\bar{F}^{1-s^*}(y) - \bar{F}^{1-s^*}(x)}{y - x} \\ &= \frac{1}{\bar{F}^{1-s^*}(y)} \frac{\int_r^s f'(t)dt}{s - r} - \frac{f(x)}{\bar{F}^{1-s^*}(x)\bar{F}^{1-s^*}(y)} \frac{\bar{F}^{1-s^*}(y) - \bar{F}^{1-s^*}(x)}{y - x} \\ &\geq -\frac{(1 - s^*)}{\bar{F}^{1-s^*}(y)(s - r)} \int_r^s \frac{f(t)^2}{\bar{F}(t)} dt - \frac{f(x)}{\bar{F}^{1-s^*}(x)\bar{F}^{1-s^*}(y)} \frac{\bar{F}^{1-s^*}(y) - \bar{F}^{1-s^*}(x)}{y - x} \end{aligned}$$

by (5.3). Since f and \bar{F} are continuous on $J(F)$, letting $y \rightarrow x$ it follows that

$$\liminf_{y \rightarrow x} \frac{\tilde{h}(y) - \tilde{h}(x)}{y - x} \geq -\frac{(1 - s^*)f(x)^2}{\bar{F}^{2-s^*}(x)} + \frac{(1 - s^*)f(x)^2}{\bar{F}^{2-s^*}(x)} = 0.$$

□

ACKNOWLEDGEMENT

We owe thanks to Lutz Dümbgen for pointing out a simpler proof of Proposition 1 (not given here) and for noting several typos.

REFERENCES

- An, M. Y. (1998). Logconcavity versus logconvexity: a complete characterization. *J. Econom. Theory*, **80**(2), 350–369.
- Bagnoli, M. and Bergstrom, T. (2005). Log-concave probability and its applications. *Econom. Theory*, **26**(2), 445–469.
- Barlow, R. E. and Proschan, F. (1975). *Statistical Theory of Reliability and Life Testing*. Holt, Rinehart and Winston, Inc., New York-Montreal, Que.-London. Probability models, International Series in Decision Processes, Series in Quantitative Methods for Decision Making.
- Bobkov, S. and Ledoux, M. (2017). *One-dimensional empirical measures, order statistics, and Kantorovich transport distances*. Memoirs of the American Mathematical Society. American Mathematical Society.
- Borell, C. (1975). Convex set functions in d -space. *Period. Math. Hungar.*, **6**(2), 111–136.
- Boyd, S. and Vandenberghe, L. (2004). *Convex Optimization*. Cambridge University Press, Cambridge.
- Brascamp, H. J. and Lieb, E. H. (1976). On extensions of the Brunn-Minkowski and Prékopa-Leindler theorems, including inequalities for log concave functions, and with an application to the diffusion equation. *J. Functional Analysis*, **22**(4), 366–389.
- Csörgő, M. and Révész, P. (1978). Strong approximations of the quantile process. *Ann. Statist.*, **6**(4), 882–894.
- Dancs, S. and Uhrin, B. (1980). On a class of integral inequalities and their measure-theoretic consequences. *J. Math. Anal. Appl.*, **74**(2), 388–400.
- del Barrio, E., Giné, E., and Utzet, F. (2005). Asymptotics for L_2 functionals of the empirical quantile process, with applications to tests of fit based on weighted Wasserstein distances. *Bernoulli*, **11**(1), 131–189.
- Dharmadhikari, S. and Joag-Dev, K. (1988). *Unimodality, Convexity, and Applications*. Probability and Mathematical Statistics. Academic Press, Inc., Boston, MA.
- Dierker, E. (1991). Competition for consumers. In *Equilibrium theory and applications*, pages 393 – 402. Cambridge University Press.

- Dümbgen, L., Kolesnyk, P., and Wilke, R. (2017). Bi-log-concave distribution functions. *J. Statist. Planning and Inference*, **184**, 1–17.
- Erdős, P. and Stone, A. H. (1970). On the sum of two Borel sets. *Proc. Amer. Math. Soc.*, **25**, 304–306.
- Gardner, R. J. (2002). The Brunn-Minkowski inequality. *Bull. Amer. Math. Soc. (N.S.)*, **39**(3), 355–405.
- Prekopa, A. (1973). On logarithmic concave measures and functions. *Acta Sci. Math. (Szeged)*, **34**, 335–343.
- Rinott, Y. (1976). On convexity of measures. *Ann. Probability*, **4**(6), 1020–1026.
- Shorack, G. R. and Wellner, J. A. (1986). *Empirical Processes with Applications to Statistics*. Wiley Series in Probability and Mathematical Statistics: Probability and Mathematical Statistics. John Wiley & Sons Inc., New York.
- Shorack, G. R. and Wellner, J. A. (2009). *Empirical Processes with Applications to Statistics*, volume 59 of *Classics in Applied Mathematics*. Society for Industrial and Applied Mathematics (SIAM), Philadelphia, PA. Reprint of the 1986 original [MR0838963].

(N. Laha) DEPARTMENT OF STATISTICS, BOX 354322, UNIVERSITY OF WASHINGTON, SEATTLE, WA 98195-4322, USA.

E-mail address: nlaha@uw.edu

(J. A. Wellner) DEPARTMENT OF STATISTICS, BOX 354322, UNIVERSITY OF WASHINGTON, SEATTLE, WA 98195-4322, USA.

E-mail address: jaw@stat.washington.edu