

Trimming the Hill estimator: robustness, optimality and adaptivity*

Shrijita Bhattacharya[†] Michael Kallitsis[‡] Stilian Stoev[†]

March 3, 2022

Abstract

We introduce a trimmed version of the Hill estimator for the index of a heavy-tailed distribution, which is robust to perturbations in the extreme order statistics. In the ideal Pareto setting, the estimator is essentially finite-sample efficient among all unbiased estimators with a given strict upper break-down point. For general heavy-tailed models, we establish the asymptotic normality of the estimator under second order conditions and discuss its minimax optimal rate in the Hall class. We introduce the so-called trimmed Hill plot, which can be used to select the number of top order statistics to trim. We also develop an automatic, data-driven procedure for the choice of trimming. This results in a new type of robust estimator that can *adapt* to the unknown level of contamination in the extremes. As a by-product we also obtain a methodology for identifying extreme outliers in heavy tailed data. The competitive performance of the trimmed Hill and adaptive trimmed Hill estimators is illustrated with simulations.

1 Introduction

The estimation of the tail index for heavy-tailed distributions is perhaps one of the most studied problems in extreme value theory. Since the seminal works of [25], [29], [22] and others, numerous aspects of this problem and its applications have been explored (see for example the monographs of [19], [6], [15], [30] and the references therein).

Given the extensive work on the subject, it may appear naive to hope to say something new. Nevertheless, some curious aspects of this fundamental problem have remained unexplored.

Suppose that X_1, \dots, X_n is an i.i.d. sample from a heavy tailed distribution F . Namely,

$$\mathbb{P}(X_1 > x) \equiv 1 - F(x) \sim \ell(x)x^{-1/\xi}, \quad \text{as } x \rightarrow \infty, \quad (1.1)$$

*MK and SB were supported by National Science Foundation grant CNS-1422078; SB and SS were partially supported by the NSF grant DMS-1462368.

[†]Department of Statistics, University of Michigan, 311 West Hall, 1085 S. University Ann Arbor, MI 48109-1107, {shrijita, sstoev}@umich.edu

[‡]Merit Network, Inc., 1000 Oakbrook Drive, Suite 200, Ann Arbor, MI 48104, mgkallit@merit.edu

for some $\xi > 0$ and a slowly varying function $\ell : (0, \infty) \rightarrow (0, \infty)$, i.e., $\ell(\lambda x)/\ell(x) \rightarrow 1$, $x \rightarrow \infty$, for all $\lambda > 0$. The parameter ξ will be referred to as the *tail index* of F . Its estimation is of fundamental importance to the applications of extreme value theory.

The fact that ξ governs the asymptotic tail-behavior of F means that, in practice, one should estimate it by focusing on the most extreme values of the sample. In many applications, one quickly runs out of data since only the largest few order statistics are utilized. In this case, every extreme data-point matters. In practice, however, the largest few order statistics may be *corrupted*. This may lead to a severe bias in the estimation of ξ (see, Tables 2 and 3, below). In fact, the computed estimate of ξ may be entirely based on these corrupted observations. In such contexts, it is important to have a robust estimator of ξ , which does not necessarily use the most extreme order statistics, perhaps puts less weight on them, or indicates to what extent the most extreme data can be trusted to come from the same distribution.

At first sight, this appears to be an ill-posed problem. Since the tail index ξ is an asymptotic quantity, one *has to focus* on the largest order statistics and if these statistics are corrupted, then there little or no information left to estimate ξ . Nevertheless, using the joint asymptotic behavior of the extreme order statistics, one can detect statistically significant anomalies in the most extreme order statistics.

The problem of robust estimation of the tail index has already received some attention (see for example [18], [21], [26], [11], [28], [12]). However, there are still open questions on the optimality and adaptivity of robust estimators to the potentially unknown proportion of extreme outliers. In this paper, we address these two issues.

Recall the classic *Hill estimator*

$$\hat{\xi}_k(n) := \frac{1}{k} \sum_{i=1}^k \log \left(\frac{X_{(n-i+1,n)}}{X_{(n-k,n)}} \right), \quad (1.2)$$

where $1 \leq k \leq n-1$ and $X_{(n,n)} \geq X_{(n-1,n)} \geq \dots \geq X_{(1,n)}$ are the order statistics of the sample X_i , $i = 1, \dots, n$. In Section 2, we introduce the *trimmed Hill estimator*:

$$\hat{\xi}_{k_0,k}^{\text{trim}}(n) := \sum_{i=k_0+1}^k c_{k_0,k}(i) \log \left(\frac{X_{(n-i+1,n)}}{X_{(n-k,n)}} \right), \quad 0 \leq k_0 < k < n. \quad (1.3)$$

Under the Pareto model (2.1), we obtain the *optimal* weights, $c_{k_0,k}(i)$ such that $\hat{\xi}_{k_0,k}^{\text{trim}}$ is the best linear unbiased estimator for ξ (see Proposition 2.1, below).

Although the idea trimming has been considered before by Brazauskas and Serfling [11], and most recently by Zou *et al* [33], the optimal trimmed Hill estimator has not been derived before. These two works use equal weights in (1.3), thereby producing either suboptimal or biased estimators respectively. Inference for the *truncated* Pareto model has been developed in the seminal work of Aban *et al* [2] and recently by Beirlant *et al* [5]. This should be distinguished from the approach of *trimming* the data in order to achieve robustness, which is the main focus of our work.

Note that the trimmed estimators in (1.3) *do not depend* on the top k_0 order statistics. Therefore, they have a *strong upper break-down point* (see Definition 3.1). In the ideal Pareto setting, it turns out that our trimmed Hill estimator is essentially finite-sample optimal among the class of all unbiased estimators of ξ with a fixed *strong upper break-down point* (see Theorem 3.2). In Section 3.2, we establish the asymptotic normality of the trimmed Hill estimator in the semi parametric regime (1.1), under second order conditions on the regularly varying function ℓ as in Beirlant *et al* [4]. The rate of convergence of these estimators is the same as that of the classic Hill as long as $k_0 = o(k)$ (see Theorem 3.3). The minimax rate-optimality of the trimmed Hill estimators is established in Section 3.

These theoretical results though encouraging, are not practically useful unless one has a data-adaptive method for the choice of the trimming parameter k_0 . This problem is addressed in Section 4. There, we start by introducing *trimmed Hill plot* which can be used to visually determine k_0 . Then, by exploiting the elegant joint distribution structure of the optimal trimmed Hill estimators, we devise a weighted sequential testing method for the identification of k_0 . The devised sequential testing can be shown to be asymptotically consistent for the general heavy tailed regime (see [8]). This leads to a new *adaptive trimmed Hill* estimator, which works well even if the degree of contamination in the top order statistics is largely unknown. This novel adaptive robustness property is not present in the existing robust estimators.

In Section 6, we demonstrate the need for adaptive robustness and the advantages of our estimator in comparison with established robust estimators in the literature. The finite-sample performance of the trimmed Hill estimator is studied in the context of various heavy tailed models, tail indices, and contamination scenarios in Section 5. We also propose a unified approach which can jointly estimate k_0 along with k so that the method is more suited to practical applications. In Section 7, we finally summarize our contributions and outline some future problems and practical challenges.

2 The Trimmed Hill Estimator

In this section, we shall focus on the fundamental $\text{Pareto}(\sigma, \xi)$ model and assume that

$$\mathbb{P}(X > x) = (x/\sigma)^{-1/\xi}, \quad x \geq \sigma, \quad (2.1)$$

for some $\sigma > 0$ and a tail index $\xi > 0$.

Motivated by the goal to provide a robust estimate of the tail index ξ and in view of the classical Hill estimator in (1.2), we consider the class of statistics, $\hat{\xi}_{k_0, k}^{\text{trim}}(n)$ defined in (1.3). Proposition 2.1 below finds the weights, $c_{k_0, k}(i)$ for which the estimator in (1.3) is unbiased for ξ and also has the minimum variance. Their optimality and robustness are discussed in Section 3.

The following result gives the form of the best linear unbiased trimmed Hill estimator. Its proof is given in Section 2.

Proposition 2.1. Suppose X_1, \dots, X_n are i.i.d. observations from the distribution $\text{Pareto}(\sigma, \xi)$ as in (2.1). Then among the general class of estimators given by (1.3), the minimum variance linear unbiased estimator of ξ is given by

$$\hat{\xi}_{k_0, k}(n) = \frac{k_0 + 1}{k - k_0} \log \left(\frac{X_{(n-k_0, n)}}{X_{(n-k, n)}} \right) + \frac{1}{k - k_0} \sum_{i=k_0+2}^k \log \left(\frac{X_{(n-i+1, n)}}{X_{(n-k, n)}} \right), \quad 0 \leq k_0 < k < n. \quad (2.2)$$

The choice of the trimming parameter k_0 is of key importance in practice. In Section 4, we propose an automatic data driven methodology for the selection of k_0 , which is motivated by the following result.

Proposition 2.2. The joint distribution of $\hat{\xi}_{k_0, k}(n)$ can be expressed in terms of gamma distributed random variables;

$$\left\{ \hat{\xi}_{k_0, k}(n), k_0 = 0, \dots, k-1 \right\} \stackrel{d}{=} \left\{ \xi \frac{\Gamma_{k-k_0}}{k - k_0}, k_0 = 0, \dots, k-1 \right\}, \quad (2.3)$$

where the Γ_i 's are as in (8.1). Consequently, we have that

$$\text{Cov}(\hat{\xi}_{i, k}(n), \hat{\xi}_{j, k}(n)) = \frac{\xi^2}{k - i \wedge j}, \quad i, j = 0, 1, \dots, k-1 \quad (2.4)$$

where \wedge denotes the min operator. Moreover, as $k - k_0 \rightarrow \infty$,

$$\sqrt{k - k_0}(\hat{\xi}_{k_0, k}(n) - \xi) \stackrel{d}{\Rightarrow} N(0, \xi^2) \quad (2.5)$$

The proof is given in Section 2.

3 Optimality and Asymptotic Properties

3.1 Optimality in the ideal Pareto case

The trimmed Hill estimators in (1.3) possess a strict upper breakdown point in the following sense.

Definition 3.1. A statistic $\hat{\theta}$ is said to have a strict upper breakdown point β , $0 \leq \beta < 1$, if $\hat{\theta} = T(X_{(n-[n\beta], n)}, \dots, X_{(1, n)})$ where $X_{(n, n)} \geq \dots \geq X_{(1, n)}$ are the order statistics of the sample. That is, $\hat{\theta}$ is unaffected by the values of the top $[n\beta]$ order statistics.

Assuming that all observations are generated from $\text{Pareto}(\sigma, \xi)$, the following theorem describes the optimality properties of the trimmed Hill estimator for both the asymptotic and finite sample regimes for a given value of strict upper break down point.

Theorem 3.2. Consider the class of statistics given by

$$\mathcal{U}_{k_0} = \left\{ T = T(X_{(n-k_0, n)}, \dots, X_{(1, n)}) : \mathbb{E}(T) = \xi, X_1, \dots, X_n \stackrel{i.i.d.}{\sim} \text{Pareto}(\sigma, \xi) \right\}$$

which are all unbiased estimators of ξ with strong upper breakdown point $\beta = k_0/n$. Then for $\hat{\xi}_{k_0, n-1}(n)$ as in (2.2), we have

$$\frac{\xi^2}{n - k_0} \leq \inf_{T \in \mathcal{U}_{k_0}} \text{Var}(T) \leq \text{Var}(\hat{\xi}_{k_0, n-1}) = \frac{\xi^2}{n - k_0 - 1}. \quad (3.1)$$

In particular, $\hat{\xi}_{k_0, n-1}$ is asymptotically minimum variance unbiased estimator (MVUE) of ξ among the class of estimators described by \mathcal{U}_{k_0} .

The proof is given in Section 8.3.

3.2 Asymptotic normality

Here, we shall establish the asymptotic normality of $\hat{\xi}_{k_0, k}$ under the general semi-parametric regime (1.1). We shall also briefly discuss the minimax rate optimality of the trimmed Hill estimator.

Following [4], consider the tail quantile function

$$Q(t) = \inf\{x : F(x) \geq 1 - 1/t\} = F^{-1}(1 - 1/t), \quad t > 1 \quad (3.2)$$

where F^{-1} is the generalized inverse of the distribution function F . As in [4], we assume

$$Q(t) = t^\xi L(t) \quad (3.3)$$

where L is a slowly varying function at ∞ , which is equivalent to (1.1) (see, e.g., p. 29 in [9]).

Observe that

$$X_i = Q(Y_i), \quad i = 1, \dots, n,$$

where Y_i , $i = 1, \dots, n$ are i.i.d Pareto(1, 1). Thus in view of (2.2) and (3.3), straightforward algebra yields:

$$\begin{aligned} \hat{\xi}_{k_0, k}(n) &= \frac{k_0 + 1}{k - k_0} \log \left(\frac{Y_{(n-k_0, n)}^\xi}{Y_{(n-k, n)}^\xi} \right) + \frac{1}{k - k_0} \sum_{i=k_0+2}^k \log \left(\frac{Y_{(n-i+1, n)}^\xi}{Y_{(n-k, n)}^\xi} \right) + R_{k_0, k}(n) \\ &=: \hat{\xi}_{k_0, k}^*(n) + R_{k_0, k}(n), \end{aligned} \quad (3.4)$$

where $Y_{(i, n)}$'s are the order statistics for the Y_i 's and where the remainder $R_{k_0, k}(n)$ is:

$$R_{k_0, k}(n) = \frac{1}{k - k_0} \left((k_0 + 1) \log \frac{L(Y_{(n-k_0, n)})}{L(Y_{(n-k, n)})} + \sum_{i=k_0+2}^k \log \frac{L(Y_{(n-i+1, n)})}{L(Y_{(n-k, n)})} \right). \quad (3.5)$$

Observe that, the $X_i^* := Y_i^\xi$'s follow $\text{Pareto}(1, \xi)$ and thus the statistic $\widehat{\xi}_{k_0, k}^*(n)$ in (3.4) is nothing but the trimmed Hill estimator in the ideal Pareto data X_i^* , $i = 1, \dots, n$. We shall show that under suitable assumptions on the function L , $\sqrt{k - k_0}R_{k_0, k}(n)$ converges to a constant in probability. This in view of (3.4), naturally leads to an asymptotic normality result for $\widehat{\xi}_{k_0, k}(n)$ (see (2.5)).

To this end, following [4], we adopt the second order condition:

$$\forall x > 1 : \frac{L(tx)}{L(t)} = 1 + cg(t) \int_1^x \nu^{-\rho-1} d\nu + o(g(t)), \quad t \rightarrow \infty \quad (3.6)$$

such that $g : (0, \infty) \rightarrow (0, \infty)$ is a $-\rho$ varying function with $\rho \geq 0$. It can be shown that (3.6) implies

$$\sup_{t \geq t_\varepsilon} \left| \log \frac{L(tx)}{L(t)} - cg(t) \int_1^x \nu^{-\rho-1} d\nu \right| \leq \begin{cases} \varepsilon g(t) & \text{if } \rho > 0 \\ \varepsilon g(t)x^\varepsilon & \text{if } \rho = 0. \end{cases} \quad (3.7)$$

for all $\varepsilon > 0$ and some t_ε dependent on ε and g (see Lemma A.2 in [4] for more details.)

Theorem 3.3. *Suppose (3.6) holds and let $k \rightarrow \infty$, $n \rightarrow \infty$ and $k/n \rightarrow 0$ be such that for some $\delta > 0$,*

$$k^\delta g(n/k) \rightarrow A \quad (3.8)$$

for a constant A . Then,

$$k^\delta \max_{0 \leq k_0 < h(k)} \left| \widehat{\xi}_{k_0, k}(n) - \widehat{\xi}_{k_0, k}^*(n) - \frac{cAk^{-\delta}}{1 + \rho} \right| \xrightarrow{P} 0, \quad (3.9)$$

where $h(k) = o(k)$ and $\widehat{\xi}_{k_0, k}(n)$ and $\widehat{\xi}_{k_0, k}^(n)$ are defined in (3.4).*

The proof is given in Section 8.3.

Corollary 3.4. *If $k_0 = o(k)$ and $\sqrt{k}g(n/k) \rightarrow A$,*

$$\sqrt{k}(\widehat{\xi}_{k_0, k}(n) - \xi) \xrightarrow{d} N\left(\frac{cA}{1 + \rho}, \xi^2\right)$$

The proof is a direct consequence of Theorem 3.3 for $\delta = 1/2$ and result (2.5).

3.3 On the minimax rate-optimality

We end this section with a brief discussion of the rate-optimality of the trimmed Hill estimators in the context of the Hall class. Namely, consider the class of distributions $\mathcal{D} := \mathcal{D}_\xi(B, \rho)$ with tail index $\xi > 0$, such that (3.3) holds, where

$$L(x) = 1 + r(x), \quad \text{with} \quad |r(x)| \leq Bx^{-\rho}, \quad (x > 0) \quad (3.10)$$

for some *fixed* constants $B > 0$ and $\rho > 0$ (see also (2.7) in [10]).

Theorem 3.5 (uniform consistency). *Suppose that $k = k(n) \propto n^{2\rho/(2\rho+1)}$ and $h(k) = o(k)$, as $n \rightarrow \infty$. Then, for every sequence $a(n) \downarrow 0$, such that $a(n)\sqrt{k(n)} \rightarrow \infty$, we have*

$$\liminf_{n \rightarrow \infty} \inf_{F \in \mathcal{D}_\xi(B, \rho)} \mathbb{P}_F \left(\max_{0 \leq k_0 < h(k)} |\hat{\xi}_{k_0, k}(n) - \xi| \leq a(n) \right) = 1. \quad (3.11)$$

where by \mathbb{P}_F , we understand that $\hat{\xi}_{k_0, k}(n)$ was built using independent realizations from F .

The proof of this result is given in Section 9. Relation (3.11) reads as follows. The estimator $\hat{\xi}_{k_0, k}(n)$ is *uniformly consistent* (at the rate $a(n)$) in *both* the family of possible distributions \mathcal{D} and in the choice of the trimming parameter k_0 , so long as $k_0 = o(k)$. This remarkable property shows that $\hat{\xi}_{k_0, k}(n)$ are minimax rate-optimal in the sense of Hall and Welsh [23]. Indeed, Theorem 1 in Hall and Welsh implies the following.

Theorem 3.6 (rate optimality). *Let $\hat{\xi}_n$ be any estimator of ξ based on an independent sample from a distribution $F \in \mathcal{D}_\xi(B, \rho)$. If we have*

$$\liminf_{n \rightarrow \infty} \inf_{F \in \mathcal{D}_\xi(B, \rho)} \mathbb{P}_F(|\hat{\xi}_n - \xi| \leq a(n)) = 1 \quad (3.12)$$

then $n^{\rho/(2\rho+1)}a(n) = \infty$.

This result shows that no estimator can be uniformly consistent over the Hall class of distributions \mathcal{D} at a rate better than $n^{\rho/(2\rho+1)}$. This is the *minimax* optimal rate that one could possibly hope to achieve. Observe that this result applies also to the trimmed Hill estimators. As seen in Theorem 3.5 above the *trimmed Hill* estimators attain this minimax optimal rates uniformly in $k_0 \in [0, h(k)]$, for any $h(k) = o(n^{2\rho/(2\rho+1)})$.

4 Data driven parameter selection

4.1 Choice of k_0

Suppose X_i , $i = 1, 2, \dots, n$ are generated from the distribution F of the form (1.1), then the optimal trimmed Hill statistic, $\hat{\xi}_{k_0, k}(n)$ is asymptotically an unbiased estimator for the tail index ξ (see Theorem 3.3) as long as the parameters k_0 and k satisfy (3.9). However, this result breaks down in the presence of outliers, i.e. $\hat{\xi}_{k_0, k}(n)$ may be biased estimate of ξ for some $1 \leq k_0 \leq k - 1$. The intuition to this end is illustrated via trimmed Hill plots explained below.

For a fixed value of k , trimmed Hill plot is a plot of the values of $\hat{\xi}_{k_0, k}(n)$ for varying values of k_0 (see Figure 1). The vertical lines correspond to $\hat{\xi}_{k_0, k}(n) \pm \hat{\sigma}_{k_0, k}(n)$ where $\hat{\sigma}_{k_0, k}(n) = \hat{\xi}_{k_0, k}(n)/\sqrt{k - k_0}$ denotes the plug in estimate of the standard error of $\hat{\xi}_{k_0, k}(n)$ (see Proposition 2.2). In the presence of outliers, a change-point in the form of a knee occurs in the values of $\hat{\xi}_{k_0, k}(n)$, when k_0 is close to true number of outliers, k_0^* . In order to obtain a robust estimate of the tail index ξ , it is essential to

obtain an adaptive estimate of the k_0^* . This can be achieved by estimating the location of the knee, which serves as close approximation to the true number of outliers k_0^* . The plug in statistic, $\hat{\xi}_{\hat{k}_0,k}(n)$ based on the so-obtained \hat{k}_0 serves as a robust estimate of the tail index, ξ .

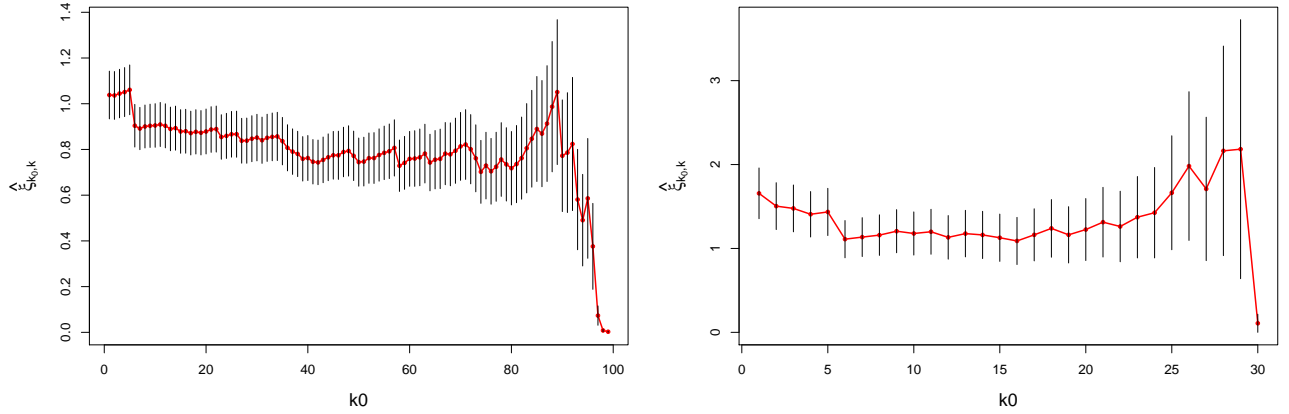


Figure 1: Trimmed Hill Plot for 10 outliers and sample size 100. Left: Pareto(1,1) with $k = 99$ Burr(1,0.5,1) with $k = 24$ (see (5.4)).

In order to obtain an accurate estimate for ξ , it is an important task to get an estimate of the parameters k_0 and k . In the first section, we describe the methodology for the estimation of k_0 when k is fixed. Next we describe an iterative algorithm which allows for the estimation of the parameters k_0 and k simultaneously.

Proposition 4.1. *Suppose all the X_i 's are generated from Pareto(σ, ξ), then consider the following class of statistics*

$$T_{k_0,k}(n) := \frac{(k - k_0 - 1)\hat{\xi}_{k_0+1,k}(n)}{(k - k_0)\hat{\xi}_{k_0,k}(n)}, \quad k_0 = 0, 1, \dots, k - 2. \quad (4.1)$$

the $T_{k_0,k}(n)$'s are independent and follow Beta($k - k_0 - 1, 1$) distribution for $k_0 = 0, 1, \dots, k - 2$.

Proof. By (4.1) and Proposition 2.2, we have

$$(T_{0,k}, \dots, T_{k-2,k}) \stackrel{d}{=} \left(\frac{\Gamma_{k-1}}{\Gamma_k}, \dots, \frac{\Gamma_1}{\Gamma_2} \right), \quad (4.2)$$

which implies

$$T_{k_0,k} \stackrel{d}{=} \frac{\Gamma_{k-k_0-1}}{\Gamma_{k-k_0}} \sim \text{Beta}(k - k_0 - 1, 1), \quad i = 0, \dots, k - 2.$$

To show the independence of the $T_{k_0,k}$'s, from Relation (8.2) in Lemma 8.1 observe that Γ_m and $\{\Gamma_i/\Gamma_m, i = 1, \dots, m\}$ are independent for all $1 \leq m \leq k-2$. This in turn implies that

$$\left(\frac{\Gamma_1}{\Gamma_2}, \frac{\Gamma_2}{\Gamma_3}, \dots, \frac{\Gamma_{m-1}}{\Gamma_m}\right) \text{ and } \Gamma_m \text{ are independent.}$$

Since $\Gamma_i, i = 1, \dots, m$ and (E_{m+1}, \dots, E_k) are independent, for all $m = 1, \dots, k-2$, we have

$$\left(\frac{\Gamma_1}{\Gamma_2}, \dots, \frac{\Gamma_{m-1}}{\Gamma_m}\right) \text{ and } (\Gamma_m, E_{m+1}, \dots, E_k) \text{ are independent.} \quad (4.3)$$

The independence of the $T_{k_0,k}$'s follows from (4.3) by observing that for all $1 \leq m \leq k-2$, $\left(\frac{\Gamma_m}{\Gamma_{m+1}}, \dots, \frac{\Gamma_{k-1}}{\Gamma_k}\right)$ is a function of $(\Gamma_m, E_{m+1}, \dots, E_k)$. \square

Remark 4.2. Observe that the distribution of $T_{k_0,k}(n)$ depends only on $X_{(n-k_0,n)}, \dots, X_{(n-k,n)}$. Therefore the joint distribution of $T_{k_0,k}(n)$'s and hence that of $U_{k_0,k}(n)$'s remains unchanged as long as

$$(X_{(n-k_0,n)}, \dots, X_{(n-k,n)}) \stackrel{d}{=} (Y_{(n-k_0,n)}, \dots, Y_{(n-k,n)})$$

where $Y_{(n,n)} > \dots > Y_{(1,n)}$ are the order statistics for a sample of n i.i.d. observations from $\text{Pareto}(\sigma, \xi)$. In other words, Proposition 4.1 goes through for all $k_0 \geq k_0^*$ provided that the top k_0^* outliers do not perturb the nature of the order statistics $X_{(n-k_0+1,n)}, k_0 \geq k_0^*$. This motivates the sequential testing methodology discussed in the next section.

Theorem 4.3. *Suppose (3.3) in Theorem 3.3 holds for some $\delta > 0$. Then,*

$$k^\delta \max_{0 \leq k_0 < h(k)} \left| T_{k_0,k}(n) - T_{k_0,k}^*(n) \right| \xrightarrow{P} 0, \quad (4.4)$$

where $T_{k_0,k}(n)$ and $T_{k_0,k}^*(n)$ are based on $\hat{\xi}_{k_0,k}(n)$ and $\hat{\xi}_{k_0,k}^*(n)$ respectively (see (3.4) and (4.1) for explicit expressions).

The proof of this is described in Section 8.4.

Remark 4.4. Observe that by Theorem 4.3, the asymptotic distribution of $T_{k_0,k}(n)$ and also that of $U_{k_0,k}(n)$ is same as described in Proposition 4.1 as long as the number of outliers, $k_0 = o(k)$. This allows us to use the algorithm described below (see Algorithm1) for the estimation of k_0 in general heavy tailed models (1.1).

4.2 Exponentially Weighted Sequential Testing, EWST

Whereas the trimmed Hill plot provides an illustrative estimate of the number of outliers k_0^* , we discuss the weighted sequential testing algorithm for the estimation of k_0^* in a principled manner. One strategy to estimate the true number of outliers, k_0^* , is to look for the presence of outliers among the set of values, $T_{k_0,k}(n)$. In this context, we define the following statistic

$$U_{k_0,k}(n) := 2|(T_{k_0,k}(n))^{k-k_0-1} - 0.5|, \quad k_0 = 0, 1, \dots, k-2. \quad (4.5)$$

For i.i.d. observations from $\text{Pareto}(\sigma, \xi)$, $U_{k_0,k}(n)$ are i.i.d. $U(0, 1)$ random variables (see Proposition 4.1). An estimate of k_0^* is obtained by identifying the largest value of k_0 for which the hypothesis that $U_{k_0,k}(n)$ follows $U(0, 1)$ gets rejected.

In this direction, we begin with a large value of $k_0 = f(k)$ and test the hypothesis: $U_{k_0,k}(n) \sim N(0, 1)$. If rejected, we stop our search and declare $\hat{k}_0 = k_0$. Otherwise, we decrease the value of k_0 by 1 and proceed until the hypothesis $U_{k_0,k}(n) \sim U(0, 1)$ gets rejected or $k_0 = 0$. The resulting value of k_0 then gives an estimate of k_0^* . The level for these tests increases exponentially with decrease in k_0 . This is done in order to guard against large values k_0 close to k .

The methodology is formally described in the following algorithm.

Algorithm 1

- 1: Let $q \in (0, 1)$ be the significance level.
 - 2: Choose a constant $a > 1$ and set $c = 1/\sum_{i=1}^{k-1} a^i$.
 - 3: Set $k_0 = f(k)$.
 - 4: Compute $T_{k_0,k}(n) = ((k - k_0 - 1)\hat{\xi}_{k_0+1,k}(n)/((k - k_0)\hat{\xi}_{k_0,k}(n)))$.
 - 5: Compute $U_{k_0,k}(n) = 2|(T_{k_0,k}(n))^{k-k_0-1} - 0.5|$ as defined in (4.5).
 - 6: If $\log(U_{k_0,k}(n)) < ca^{k-k_0-1} \log(1 - q)$, set $k_0 = k_0 - 1$ else goto step 6.
 - 7: If $k_0 \geq 0$, goto step 3 else $k_0 = k_0 + 1$.
 - 8: Return $\hat{k}_0 = k_0$.
-

Proposition 4.5. *For i.i.d. observations from $\text{Pareto}(\sigma, \xi)$ and $q \in (0, 1)$, let $\hat{k}_0(q)$ be the estimate of k_0^* based on Algorithm 1 with $f(k) = k - 2$, then under the null hypothesis $H_0 : k_0^* = 0$, we have $P_{H_0}[\hat{k}_0 > 0] = q$.*

Proof. The type I error for Algorithm 1, $P_{H_0}[\hat{k}_0 > 0]$ is given by

$$\begin{aligned} 1 - P_{H_0}[\hat{k}_0 = 0] &= 1 - P_{H_0} \left[\log(U_{0,k}) < ca^{k-1} \log(1 - q), \dots, \log(U_{k-2,k}) < ca \log(1 - q) \right] \quad (4.6) \\ &= 1 - \prod_{i=0}^{k-2} P_{H_0} \left[U_{i,k} < (1 - q)^{ca^{k-i-1}} \right] \\ &= 1 - \prod_{i=0}^{k-2} (1 - q)^{ca^{k-i-1}} \\ &= 1 - (1 - q)^{c \sum_{i=0}^{k-2} a^{k-i-1}} = q. \end{aligned}$$

where the last equality follows since $c = \sum_{i=1}^{k-1} a^i = \sum_{i=0}^{k-2} a^{k-i-1}$. □

Remark 4.6. For Pareto case we attain the the exact bound of type I error. The bound is also attained asymptotically for the general heavy tailed distribution in (1.1) but requires additional assumptions. The following theorem sheds light on the reason behind the consistency of EWST for the more general heavy tailed setup.

Theorem 4.7. *If (4.4) holds for some $1 < \delta < 2$, then*

$$k^{(\delta-1)} \max_{0 \leq k_0 < h(k)} \left| U_{k_0, k}(n) - U_{k_0, k}^*(n) \right| \xrightarrow{P} 0, \quad (4.7)$$

with $U_{k_0, k}(n)$ and $U_{k_0, k}^*(n)$ are defined in (4.5). Moreover, if $f(k) = O(k^{\delta-1})$,

$$P_{H_0}[\hat{k}_0 > 0] \xrightarrow{P} q. \quad (4.8)$$

The proof is described in Section 9.

5 Simulations

In this section, we evaluate the performance of the adaptive trimmed Hill estimator, $\hat{\xi}_{\hat{k}_0, \hat{k}}(n)$, in terms of the mean squared error, MSE as

$$\text{MSE}(\hat{\xi}_{\hat{k}_0, \hat{k}}(n)) = \mathbb{E}(\hat{\xi}_{\hat{k}_0, \hat{k}}(n) - \xi)^2 \quad (5.1)$$

For comparison, we compute the asymptotic relative efficiency, ARE with respect to both the trimmed Hill estimator, $\hat{\xi}_{k_0, k}(n)$ and the classic Hill, $\hat{\xi}_k(n)$. The formulas are given by

$$\begin{aligned} \text{ARE}_{\text{TRIM}} &= \text{MSE}(\hat{\xi}_{k_0, k}(n)) / \text{MSE}(\hat{\xi}_{\hat{k}_0, \hat{k}}(n)) \\ \text{ARE}_{\text{HILL}} &= \text{MSE}(\hat{\xi}_k(n)) / \text{MSE}(\hat{\xi}_{\hat{k}_0, \hat{k}}(n)) \end{aligned} \quad (5.2)$$

respectively, where k_0 is the true trimming parameter, and k is replaced by its optimal choice as:

$$k_{n, k_0}^* = \arg \min_{k=k_0+1, \dots, n-1} \text{MSE}(\hat{\xi}_{k_0, k}(n)). \quad (5.3)$$

We first explore the performance of exponentially weighted sequential testing algorithm, EWST as described in Section 4.2 as an estimator of the trimming parameter k_0 . In Sections 5.1, 5.2 and 5.4, we replace \hat{k} in (5.2) by the optimal values k_{n, k_0}^* in (5.3).

In Section 5.5, we will address the performance of the adaptive trimmed Hill, $\hat{\xi}_{\hat{k}_0, \hat{k}}(n)$ where k is unknown and estimated from the data as described in Section 5.5.

The efficacy of the proposed algorithms have been explored in the light of the following heavy-tailed distributions.

$$\begin{aligned}
\text{Pareto}(\sigma, \alpha) &: 1 - F(x) = \sigma^\alpha x^{-\alpha}; \quad x > 1, \alpha > 0; \quad \xi = 1/\alpha \\
\text{Frechet}(\alpha) &: 1 - F(x) = 1 - \exp(-x^{-\alpha}); \quad x > 0, \alpha > 0; \quad \xi = 1/\alpha \\
\text{Burr}(\eta, \lambda, \tau) &: 1 - F(x) = 1 - \left(\frac{\eta}{\eta + x^{-\tau}} \right)^{-\lambda}; \quad x > 0, \eta > 0, \lambda > 0, \tau > 0; \quad \xi = 1/\tau \\
|\text{T}|(t) &: 1 - F(x) = \int_x^\infty \frac{2\Gamma(\frac{t+1}{2})}{\sqrt{n\pi}\Gamma(\frac{t}{2})} \left(1 + \frac{w^2}{t} \right)^{-\frac{t+1}{2}} dw; \quad x > 0, t > 0; \quad \xi = 1/t
\end{aligned} \tag{5.4}$$

In Sections 5.2 and 5.4, the number of outliers k_0 and the tail index ξ are kept fixed. Varying values of ξ and k_0 are studied in Section 5.3.

5.1 Performance under H_0 ($k_0 = 0$)

In this section, we let X_1, \dots, X_n be i.i.d. generated from one of the four distributions in (5.4). The tail index ξ is fixed at 1. We assume that there are no outliers, i.e. $k_0 = 0$ which in turn implies that the trimmed Hill coincides with the classic Hill estimator.

Assuming $k = \hat{k} = k_{n,0}^*$, we evaluate the performance of the adaptive trimmed Hill, $\hat{\xi}_{\hat{k}_0, \hat{k}}(n)$ with respect to the classic Hill, $\hat{\xi}_k(n)$ in terms of ARE using (5.2). The trimming parameter estimate \hat{k}_0 is obtained using EWST as in Section 4.2. The ARE's are based on 5000 independent Monte Carlo realizations. For EWST, the significance level, q and the exponentiation parameter a are fixed at 0.05 and 1.2 respectively.

n	Pareto(1,1)	Frechet(1)	Burr(1,0.5,1)	T(1)
100	99.17	97.19	86.25	97.22
200	99.53	99.33	96.64	99.83
500	99.85	99.88	98.27	99.85

Table 1: ARE of the adaptive trimmed Hill with respect to the classic Hill, $k_0 = 0$ and $\xi = 1$.

As seen in Table 1, apart from the Burr distribution, we have fairly large ARE values (almost 100%) even at sample size $n = 100$. This indicates that the EWST algorithm picks up the true $k_0 = 0$ in almost all of the cases. As the sample size grows ($n = 500$), the behavior is more uniform across different distribution and we achieve nearly 100% asymptotic relative efficiency even for the Burr case. This may be explained by the asymptotic Pareto-like behavior of the heavy tailed distributions (see (1.1)).

In the following section, we explore the behavior of adaptive trimmed Hill when there are non zero outliers in the data, i.e. $k_0 > 0$.

5.2 Inflated outliers ($k_0 > 0$)

We simulate from one of the distributions in (5.4) with $\xi = 1$. We introduce k_0 outliers by perturbing the top- k_0 order statistics using one of the following two approaches

$$X_{(n-i+1,n)} := X_{(n-k_0,n)} + (X_{(n-i+1,n)} - X_{(n-k_0,n)})^L, \quad i = 1, \dots, k_0, \quad L > 1 \quad (5.5)$$

$$X_{(n-i+1,n)} := X_{(n-k_0,n)} + C(X_{(n-i+1,n)} - X_{(n-k_0,n)}), \quad i = 1, \dots, k_0, \quad C > 1 \quad (5.6)$$

For $L, C > 1$, the transformations (5.5) and (5.6) lead to inflation of the top- k_0 order statistics while still preserving their order.

We first fix $k_0 = 10$ and assume that $k = \hat{k} = k_{n,10}^*$. We then obtain the trimming parameter estimate, \hat{k}_0 and the corresponding adaptive trimmed Hill estimator, $\hat{\xi}_{\hat{k}_0, \hat{k}}$ by using the EWST algorithm in Section 4.2. The performance is evaluated in terms of the ARE relative to the trimmed Hill and $\hat{\xi}_{k_0, k}(n)$ and the classic Hill $\hat{\xi}_k(n)$, as in (5.2). Tables 2 and 3 show the performance of the adaptive trimmed Hill for varying values of L and C respectively.

n	100				200				500			
L	1.2	1.5	5	20	1.2	1.5	5	20	1.2	1.5	5	20
Pareto(1,1)	0.92	0.54	0.94	0.99	0.94	0.77	0.98	1.00	0.95	0.94	1.00	1.00
	1.03	2.95	76.5	1808	1.02	3.58	644.9	1608	1.02	3.21	45.7	1114
Frechet(1)	0.82	0.26	0.69	0.96	0.74	0.37	0.89	0.99	0.71	0.56	0.97	1.00
	11.6	3.66	10.4	13.9	21.7	10.8	26.5	28.9	45.4	35.7	59.8	62.2
Burr(1,0.5,1)	1.13	0.33	0.21	0.94	0.87	0.26	0.54	0.96	0.74	0.37	0.88	0.99
	5.19	1.48	0.88	4.24	9.47	2.92	10.3	19.7	5.87	10.3	23.8	25.8
T (1)	0.87	0.29	0.56	0.96	0.79	0.36	0.85	0.98	0.75	0.62	0.95	1.00
	15.6	5.11	10.0	17.0	31.7	14.5	33.3	38.0	71.6	58.4	88.6	94.7

Table 2: ARE of the adaptive trimmed Hill $k_0 = 10$, $\xi = 1$ and $L > 1$. For each distribution, top row corresponds to ARE_{TRIM} and bottom row indicates ARE_{HILL} .

n	100				200				500			
C	2	10	20	100	2	10	20	100	2	10	20	100
Pareto(1,1)	0.93	0.57	0.64	0.95	0.95	0.73	0.80	0.98	0.98	0.87	0.93	0.99
	1.01	1.85	3.33	12.7	1.01	1.57	2.57	7.22	1.00	1.29	1.79	3.52
Frechet(1)	0.84	0.29	0.37	0.70	0.81	0.39	0.45	0.83	0.81	0.51	0.60	0.92
	11.8	3.94	5.44	10.3	22.7	11.8	13.9	23.7	50.2	31.6	37.7	59.6
Burr(1,0.5,1)	0.98	0.33	0.27	0.37	0.86	0.33	0.33	0.62	0.8	0.44	0.47	0.83
	4.52	1.44	1.20	1.58	9.17	3.58	3.65	6.82	21.3	12.0	12.7	22.3
T (1)	0.80	0.28	0.30	0.58	0.77	0.38	0.47	0.86	0.83	0.54	0.65	0.93
	14.5	4.97	5.34	10.6	31.4	15.2	18.9	31.9	80.5	53.0	61.4	87.4

Table 3: ARE of the adaptive trimmed Hill $k_0 = 10$, $\xi = 1$ and $C > 1$. For each distribution, top row corresponds to ARE_{TRIM} and bottom row indicates ARE_{HILL} .

We first observe the ARE values compared to the oracle trimmed Hill statistic are relatively stable and improve considerably with the increase in sample size n . For outliers of small magnitude, i.e. $L = 1.2$ and $C = 2$, the ARE values are relatively higher as compared to the case of moderate outliers, i.e. $L = 2, 5$ or $C = 10, 20$. This is natural, since small values of L and C are indicative of lower levels of contamination and thus the estimation of ξ is accurate even if k_0 is underestimated. For $L = 2, 5$ and $C = 10, 20$, we have for estimation accuracy for the trimming parameter \hat{k}_0 (observed in histograms of \hat{k}_0 not reported here). However, the increase in severity of outliers produces a greater error in the estimation of ξ . Outliers of large magnitude, i.e. $L = 20$ and $C = 100$, allow for nearly perfect detection accuracy for the trimming parameter k_0 and hence the ARE values close to 100%.

The estimation of k_0 is best under the Pareto setting followed by Frechet and the T-distribution. Of all cases, the Burr distribution is most challenging. This is explained by the slow rate of convergence of Burr tails to Pareto tails and hence the relatively lower efficiency of the adaptive trimmed Hill. For large sample sizes $n = 500$, sensitivity of the adaptive trimmed Hill to underlying distribution structure decreases and we attain nearly 100% accuracy uniformly across all distributions when $L > 2$ and $C > 20$.

Finally, we observe the unusually large ARE values relative to the classic Hill. It is remarkable that even small perturbations in the top order statistics ($L = 1.2$ and $C = 2$) lead to an unacceptable bias of the classic Hill estimator. The MSE deteriorates by a factor of 14 or 15 in case of the T-distribution for $n = 100$ and it could be as bad as 80 when $n = 500$. This highlights the importance of considering adaptive robust estimators of ξ in real data problems where the observations could be contaminated. For the remaining section, we shall thus consider the ARE values relative to the trimmed Hill only.

5.3 Role of ξ and k_0

In this section, we explore the influence of the tail exponent ξ and the extent of contamination k_0 on the EWST algorithm of Section 4.2. Figures 2 and 3 display the ARE values of the adaptive trimmed

Hill, $\hat{\xi}_{\hat{k}_0, \hat{k}}(n)$ for varying values of ξ and k_0 respectively.

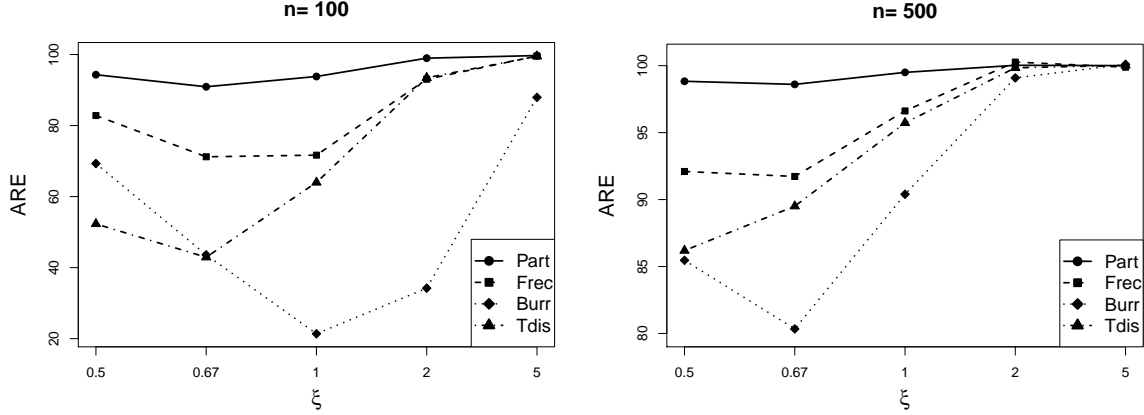


Figure 2: Performance for varying values of tail exponent ξ . Left and right panels correspond to $n = 100$ and $n = 500$, respectively.

We first inject $k_0 = 10$ top outlier statistics as in (5.5) with $L = 5$. The underlying distributions from which the data is generated correspond to Pareto($1, 1/\xi$), Frechet($1/\xi$), Burr($1, 0.5, 1/\xi$) and $|T|(1/\xi)$ with ξ in the range $\{0.5, 0.67, 1, 2, 5\}$. With $k = \hat{k} = k_{n,10}^*$, we consider the ARE values of the adaptive trimmed Hill, $\hat{\xi}_{\hat{k}_0, \hat{k}}(n)$ relative to the trimmed Hill, $\hat{\xi}_{k_0, k}$ for varying values of ξ . Figure 2 shows this behavior for varying sample sizes.

We observe that the efficiency of the proposed adaptive trimmed Hill approaches 100% for $\xi > 0.67$ for all distributions with increase in sample size n . This is expected as the heavy tailed distributions in (1.1) get closer to the Pareto distribution asymptotically. Whereas the Pareto distribution is more or less robust to the change in the tail exponent ξ , the other three heavy tailed distributions suffer from a mild loss in efficiency in the range $\xi < 2$. The superior performance at higher values of ξ indicates easy identification of outliers in heavier tails. The performance of our estimator improves on both sides of $\xi = 0.67$ for all distributions apart from the Burr. The Burr distribution is the most challenging in terms of identification of the trimming parameter k_0 and has relatively low efficiency for $0.67 < \xi < 2$ especially for smaller sample sizes.

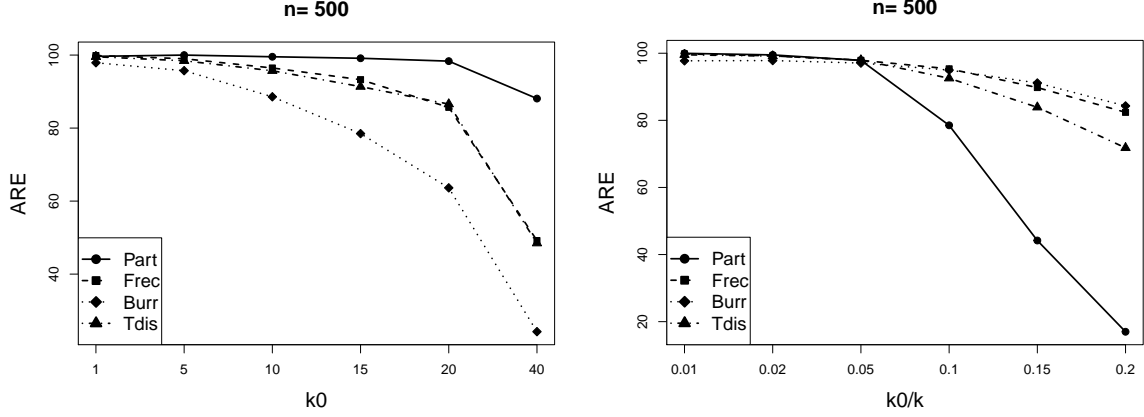


Figure 3: Performance for varying amount of outliers. Left and right panels correspond to the number k_0 and the proportion k_0/k of outliers respectively.

We next inject k_0 top outlier statistics as in (5.5) with $L = 5$ and distribution in (5.4) with $\xi = 1$. The underlying distributions from which the data is generated correspond to Pareto(1, 1), Frechet(1), Burr(1, 0.5, 1) and $|T|(1)$. We consider two different scenarios, one where $k_0 \in \{1, 5, 10, 15, 20, 40\}$ and the other where $k_0/k \in \{0.01, 0.02, 0.05, 0.1, 0.2\}$. For scenario 1 (varying k_0), we let $k = \hat{k} = k_{n,k_0}^*$ and for scenario 2 (varying k_0/k), we let $k = \hat{k} = k_{n,0}^*$. We then apply the EWST algorithm for estimation of k_0 . Figure 3 displays the ARE values of the adaptive trimmed Hill, $\hat{\xi}_{\hat{k}_0,k}(n)$ relative to the trimmed Hill, $\hat{\xi}_{k_0,k}$.

We observe that with increase in both number (k_0) and proportion of outliers (k_0/k), naturally the efficiency of the proposed adaptive trimmed Hill decreases. This may be attributed to the fact that the detection accuracy of k_0 becomes increasingly difficult with increase in both number and proportion of outliers. From Figure 3, we observe that when the number of outliers, k_0 is kept constant, the ARE of Pareto is the greatest while that of Burr is the least. On the other when the proportion k_0/k is kept constant, the performance under Burr is the best while that under Pareto is the worst. This unusual phenomenon can be explained as follows. For same sample size, the optimal $k = k_{n,k_0}^*$ is the largest for Pareto followed by T, Frechet and Burr. Since a large effective sample size allows for better estimation of k_0 , therefore the highest ARE values are obtained corresponding to the Pareto distribution in 3 left. For k_0/k constant, large $k = k_{n,0}^*$ implies large number of outliers, k_0 . Since $k_{n,0}^*$ is smallest in case of the Burr distribution, we record largest ARE values for the Burr distribution in Figure 3 right.

5.4 Deflated Outliers, $k_0 > 0$

We simulate from one of the distributions in (5.4) with $\xi = 1$. We introduce k_0 outliers by perturbing the top order statistics as in (5.5) and (5.6) where now $L, C < 1$. For $L, C < 1$, the transformations

(5.5) and (5.6) lead to the deflation of the top- k_0 order statistics while still preserving their order.

n	100			200			500		
L	0.005	0.05	0.5	0.005	0.05	0.5	0.005	0.05	0.5
Pareto(1,1)	0.99	0.82	0.90	1.00	0.88	0.90	1.00	0.96	0.93
Frechet(1)	1.35	1.64	2.87	1.20	1.54	1.92	1.12	1.23	1.68
Burr(1,0.5,1)	1.59	3.04	5.14	1.38	1.97	2.91	1.21	1.46	2.06
T (1)	1.31	1.59	2.33	1.17	1.22	1.59	1.10	1.13	1.42

Table 4: ARE of the adaptive trimmed Hill relative to trimmed Hill for $k_0 = 10$, $\xi = 1$ and $L < 1$.

With $k_0 = 10$ and $k = \hat{k} = k_{n,10}^*$, we obtain the trimming parameter estimate, \hat{k}_0 and the corresponding adaptive trimmed Hill estimator, $\hat{\xi}_{\hat{k}_0, \hat{k}}$ using the EWST algorithm in Section 4.2. Their performance is evaluated in terms of the ARE relative to the trimmed Hill $\hat{\xi}_{k_0, k}(n)$ in Tables 4 and 5.

n	100			200			500		
L	0.005	0.05	0.5	0.005	0.05	0.5	0.005	0.05	0.5
Pareto(1,1)	0.97	0.75	1.05	0.98	0.87	1.02	1.00	0.94	1.00
Frechet(1)	1.09	1.68	2.22	1.06	1.97	1.71	1.07	1.75	1.46
Burr(1,0.5,1)	1.11	3.46	3.51	1.05	2.95	2.48	1.08	1.99	1.78
T (1)	1.06	1.50	1.94	1.06	1.40	1.52	1.03	1.32	1.29

Table 5: ARE of the adaptive trimmed Hill relative to trimmed Hill for $k_0 = 10$, $\xi = 1$ and $C < 1$.

For the Pareto distribution, the ARE is higher in for more severe outliers $L = 0.005$, $C = 0.001$ than the case of moderate outliers $L = 0.05$, $C = 0.1$. This is because more extreme outliers facilitate easier estimation of k_0 and hence the large ARE. However observe that for $L = 0.5$, $C = 0.5$, we have greater than the case of $L = 0.05$, $C = 0.1$. This is because values of L and C close to 1 under estimation of k_0 does not have a huge impact on the MSE of the adaptive trimmed Hill. For the distributions apart from Pareto, we obtain ARE values which are greater than 100%. The detection accuracy of EWST in determining k_0 has the exact same trend as that for the Pareto case. However, for other heavy tailed distributions, a few downscaled outliers sometimes helps in improving the MSE value of the adaptive trimmed Hill. As a result, the adaptive trimmed Hill outperforms the oracle trimmed Hill benchmark based on the true value of k_0 .

5.5 Joint estimation of k and k_0

From Relation (3.11) in Theorem 3.5 and Corollary ?? , we observe that if $k_0 = o(n^{2\rho/(2\rho+1)})$, the asymptotic mean squared error (AMSE) of the trimmed Hill estimator is same as that of the classic

Hill. Therefore following [24], the value of k which minimizes the AMSE of the trimmed Hill is

$$k_n^{\text{opt}} \sim \left(\frac{C^2 \rho (\rho + 1)^2}{2D^2 \rho^3} \right)^{1/(2\rho+1)} n^{2\rho/(2\rho+1)}.$$

The finite sample equivalent of k_n^{opt} is given by k_{n,k_0}^* as in (5.3). Drees and Kaufmann in [16] provide a methodology for the estimation of k_n^{opt} for the classic Hill. Motivated by their approach, we propose a method for the joint estimation of k_0 and k under the following assumptions

$$\begin{aligned} k_0 &= o(n^{2\rho/(2\rho+1)}) \\ 1 - F(x) &= Cx^{-1/\xi}(1 + Dx^{-\rho/\xi} + o(x^{-\rho/\xi})) \\ F^{-1}(1 - t) &= ct^{-\xi} \exp\left(\int_t^1 \frac{\varepsilon(s)}{s} ds\right) \end{aligned} \quad (5.7)$$

The last two assumptions correspond to Eqs (2) and (5) in [16] respectively.

Suppose the trimming parameter, k_0 is known. We define the modified version of Eq (4) in [16] as

$$\bar{k}_{n,k_0}(r_n) = \min \left\{ k \in \{k_0 + 1, \dots, n - 1\} \mid \max_{k_0+1 \leq i \leq k} (i - k_0 + 1)^{1/2} |\hat{\xi}_{k_0,i}(n) - \hat{\xi}_{k_0,k}(n)| > r_n \right\} \quad (5.8)$$

where $\hat{\xi}_{k_0,i}$ is the trimmed Hill based on $i - k_0$ observations. We conjecture a modified version of Theorem 1 in [16], where the classic Hill estimator gets replaced by its corresponding trimmed version as follows:

Proposition 5.1. *Suppose $r_n = o((n - k_0)^{1/2})$, $\log \log(n - k_0) = o(r_n)$ and (5.7) holds. Then if $\hat{\rho}_n$ is any consistent estimator of ρ and $\tilde{\xi}_n$ is a consistent initial estimator of ξ , then for $\epsilon \in (0, 1)$ and $(\log \log(n - k_0))^{1/2\epsilon} = o(r_n)$, we have*

$$\hat{k}_{n,k_0}^{\text{opt}} = (2\hat{\rho}_n + 1)^{-1/\hat{\rho}_n} (2\tilde{\xi}_n \hat{\rho}_n)^{1/(2\hat{\rho}_n+1)} \left(\frac{\bar{k}_{n,k_0}(r_n^\epsilon)}{(\bar{k}_{n,k_0}(r_n))^\epsilon} \right)^{1/(1-\epsilon)} \quad (5.9)$$

is a consistent estimator of k_{n,k_0}^* in the sense that $\hat{k}_{n,k_0}/k_{n,k_0}^*$ converges in probability to 1. In particular, $\hat{\xi}_{k_0, \hat{k}_{n,k_0}^{\text{opt}}}(n)$ has the same asymptotic efficiency as $\hat{\xi}_{k_0, k_{n,k_0}^*}(n)$.

The trimmed estimator, $\hat{\xi}_{k_0, 2\sqrt{n}}$ can be used as an initial consistent estimator of ξ for a wide range distributions from (1.1). As in [16], it can be shown that for $\lambda \in (0, 1)$, a consistent estimator of ρ is given by

$$\hat{\rho}_{n,k_0,\lambda}^{(1)}(r_n) = \log_\lambda \frac{\max_{k_0+1 \leq i \leq [\lambda \bar{k}_{n,k_0}(r_n)]} (i - k_0 + 1)^{1/2} |\hat{\xi}_{k_0,i}(n) - \hat{\xi}_{k_0, [\lambda \bar{k}_{n,k_0}(r_n)]}(n)|}{\max_{k_0+1 \leq i \leq [\bar{k}_{n,k_0}(r_n)]} (i - k_0 + 1)^{1/2} |\hat{\xi}_{k_0,i}(n) - \hat{\xi}_{k_0, [\bar{k}_{n,k_0}(r_n)]}(n)|} - \frac{1}{2} \quad (5.10)$$

The detailed presentation of the proof of Proposition 5.1 shall be the subject of another work. Here, we shall only demonstrate its application in practice (see Tables 6 and 7).

We next describe a methodology which allows for the estimation of k when the trimming parameter k_0 is unknown. In this direction, we start with an initial choice of the parameter k . From this initial choice of k , we estimate the trimming parameter, k_0 using EWST Algorithm 1. With this choice of \hat{k}_0 , we obtain an estimate for k by using Proposition 5.1. We iterate between the values of k and k_0 , unless convergence is obtained. Next, we describe the methodology more formally:

Algorithm 2

- 1: Set a threshold τ and $i = 1$.
 - 2: Choose k as a function of n . Let $\hat{k}^{(0)}$ be this initial choice.
 - 3: Let $i = i + 1$.
 - 4: With $k = \hat{k}^{(i)}$, obtain $\hat{k}_0^{(i)}$ using Algorithm 1
 - 5: With $k_0 = \hat{k}_0^{(i)}$, obtain $\hat{k}_{(i+1)}$ using (5.9) in Proposition 5.1.
 - 6: If $|\hat{k}^{(i+1)} - \hat{k}^{(i)}| > \tau$, goto step 4 else goto step 7
 - 7: Return $\hat{k} = \hat{k}^{(i)}$ and $\hat{k}_0 = \hat{k}_0^{(i)}$.
-

In order to evaluate the performance of Algorithm 2, we first consider the ARE of the adaptive trimmed Hill, $\hat{\xi}_{\hat{k}_0, \hat{k}}$ relative to the trimmed Hill, $\hat{\xi}_{k_0, k_{n, k_0}^*}$ where k_{n, k_0}^* is obtained as in (5.3). Table 6 shows the ARE values of for Frechet and T distributions with varying tail indices (see (5.4)). The number of outliers k_0 is fixed at 10 and two values of $L = 5, 20$ are chosen. The two columns correspond to the case where ρ is either fixed at constant 1 or estimated using (5.10) for $\lambda = 0.6$.

L	n	Frechet(5)		Frechet(2)		Frechet(1)		T (4)		T (10)	
		1	$\hat{\rho}^{(1)}$	1	$\hat{\rho}^{(1)}$	1	$\hat{\rho}^{(1)}$	1	$\hat{\rho}^{(1)}$	1	$\hat{\rho}^{(1)}$
5	100	0.74	0.63	0.31	0.18	0.27	0.24	0.86	0.63	0.88	0.64
	200	0.71	0.64	0.37	0.51	0.72	0.49	0.87	0.66	0.86	0.64
	500	0.78	0.60	0.66	0.53	0.71	0.46	0.83	0.62	0.80	0.69
20	100	0.76	0.61	0.87	0.68	0.50	0.55	0.94	0.74	0.90	0.77
	200	0.74	0.71	0.86	0.60	0.74	0.47	0.89	0.66	0.85	0.69
	500	0.79	0.63	0.88	0.51	0.75	0.44	0.82	0.80	0.63	0.68

Table 6: ARE of the adaptive trimmed Hill relative to trimmed Hill for $k_0 = 10$.

We observe that the ARE values are nearly 75% for the Frechet and become as large as 90% for the T distribution. The performance is better when $\rho = 1$ rather than estimated from the data using (5.10). Large values of $\alpha = 1/\xi$ lead to greater ARE values for both T and Frechet. This behavior is similar to that observed in the case of known k (see Figure 2). Increase in the severity of outliers, L leads to overall improvement in the efficiency, a phenomenon also seen previously in Section 5.2.

In order to allow for a comparative baseline to our results in Table 6, we replicate the settings of Tables 3 and 6 in [16]. We consider the ratio of root mean squared error of the adaptive trimmed to that of the trimmed as:

$$R = \sqrt{\text{MSE}(\hat{\xi}_{k_0, \hat{k}})} / \sqrt{\text{MSE}(\hat{\xi}_{k_0, k_{n, k_0}^*})}$$

The results in [16] correspond to $k_0 = 0$ and $k_{n, k_0}^* = k_n^{\text{opt, sim}}$. As can be seen from the Table, our results nearly match the ones obtained from [16]. This further indicates the efficiency of the proposed Algorithm 2 in the joint estimation of k_0 and k .

n	L	Frechet(5)		Frechet(2)		Frechet(1)		T (4)		T (10)	
		1	$\hat{\rho}^{(1)}$	1	$\hat{\rho}^{(1)}$	1	$\hat{\rho}^{(1)}$	1	$\hat{\rho}^{(1)}$	1	$\hat{\rho}^{(1)}$
100	5	1.16	1.26	1.80	2.34	1.93	2.04	1.08	1.26	1.06	1.25
	20	1.15	1.28	1.07	1.22	1.41	1.35	1.03	1.16	1.05	1.14
	drees	1.29	1.22	1.08	1.24	1.28	1.12	1.36	1.15	1.24	1.48
200	5	1.18	1.25	1.65	1.40	1.18	1.44	1.07	1.23	1.08	1.25
	20	1.16	1.19	1.08	1.30	1.16	1.46	1.06	1.23	1.09	1.20
	drees	1.19	1.21	1.08	1.23	1.34	1.14	1.28	1.14	1.28	1.46
500	5	1.14	1.29	1.23	1.38	1.18	1.48	1.10	1.27	1.12	1.20
	20	1.12	1.26	1.07	1.40	1.16	1.51	1.11	1.12	1.26	1.21
	drees	1.12	1.18	1.05	1.26	1.30	1.12	1.27	1.14	1.3	1.41

Table 7: Ratio of mean squared errors: adaptive trimmed Hill to trimmed Hill for $k_0 = 10$.

6 Comparisons with existing estimators and adaptivity

6.1 Comparison with other robust estimators

In this section, we present a comparative analysis of the performance of our proposed trimmed Hill estimator, $\hat{\xi}_{k_0, k}$ with respect to the already existing robust tail estimation procedures in the literature. For observations from the Pareto distribution, a robust estimator of α based on the trimmed Hill estimator, $\hat{\xi}_{k_0, n-1}$ is given by

$$\hat{\alpha}_{\text{TRIM}} = \left(1 - \frac{2}{n}\right) \frac{1}{\hat{\xi}_{k_0, n-1}} \quad (6.1)$$

where $(1 - 2/n)$ is the correction factor for $\hat{\alpha}_{\text{MLE}}$ as in [12].

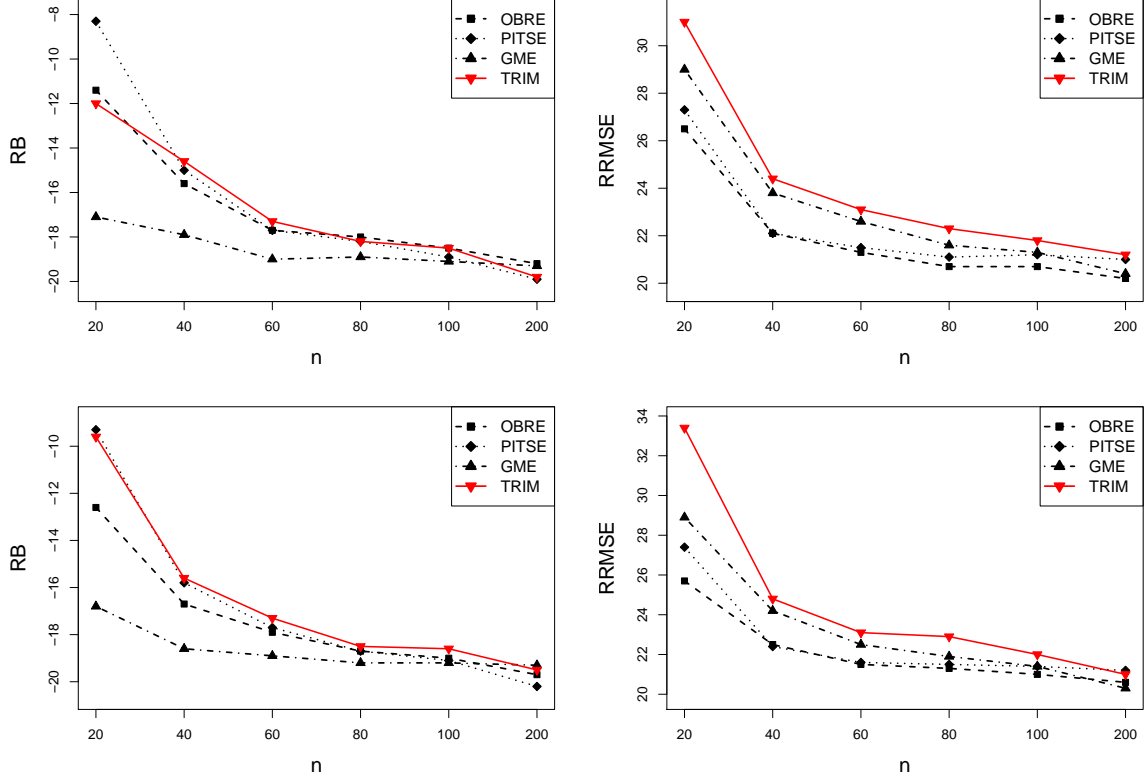


Figure 4: Performance of robust estimators for $0.9P(\alpha, 1) + 0.1P(\alpha, 1000)$ at $\text{ARE}=78\%$. Top left and right correspond to RB and RRMSE values for $\alpha = 1$. Bottom left and right correspond to RB and RRMSE values for $\alpha = 3$.

The comprehensive comparative analysis in [12] evaluates many robust estimators of the exponent $\alpha = 1/\xi$ with respect to the maximum likelihood estimator $\hat{\alpha}_{\text{MLE}}$ for i.i.d. Pareto observations. The class of estimators used in [12] include the optimal B-robust estimator, (OBRE) proposed in [32], the weighted maximum likelihood estimator (WMLE) introduced in [17], the generalized median estimator (GME) of [11], the partial density component estimator (PDCE) proposed in [31] and the probability integral transform statistic estimator (PITSE) of [20]. Among these estimators of α , the OBRE, PITSE and GME exhibit a superior performance in comparison to the rest and shall be used as the comparative baseline.

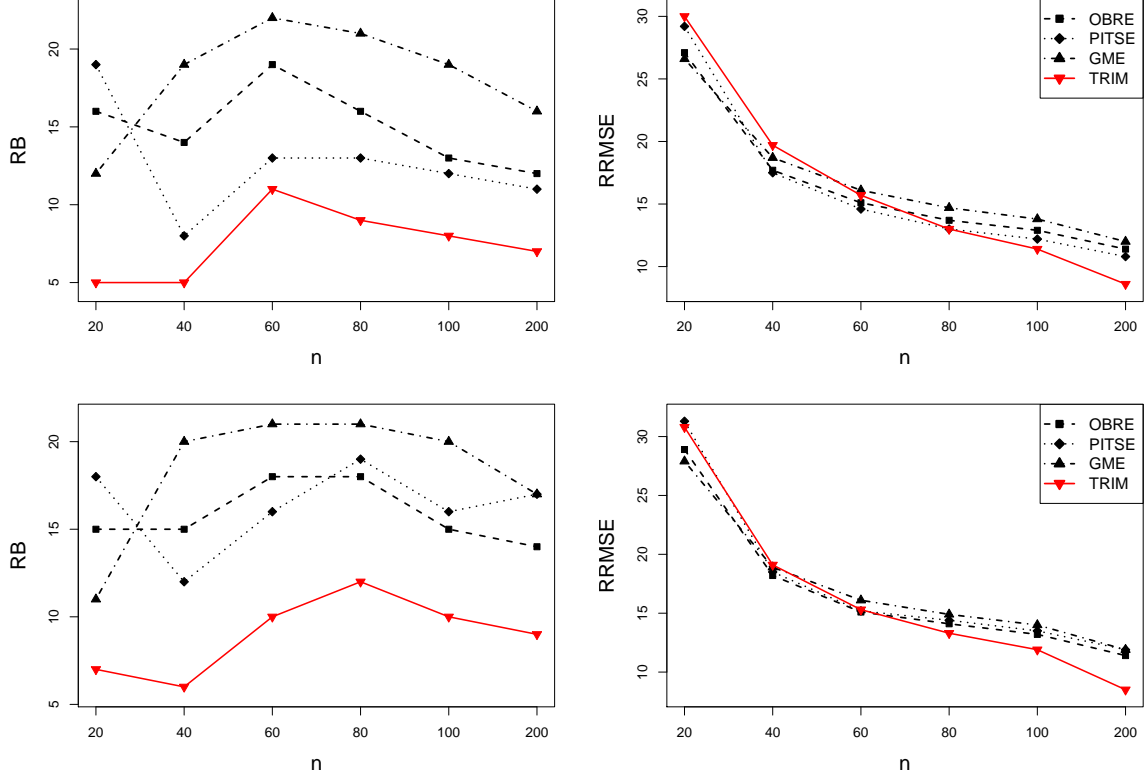


Figure 5: Performance of robust estimators where 5% observations of $P(\alpha, 1)$ are inflated by 10 at ARE=78%. Top left and right correspond to RB and RRMSE values for $\alpha = 1$. Bottom left and right correspond to RB and RRMSE values for $\alpha = 3$.

The comparison criterion chosen is the relative bias, RB and relative mean squared error, RRMSE as in [12]. The explicit formulas for RB and RRMSE are given by

$$\begin{aligned} \text{RB}(\alpha) &= \frac{1}{\alpha} \left(\frac{1}{m} \sum_{i=1}^m (\hat{\alpha}_i - \alpha) \right) \times 100\% \\ \text{RRMSE}(\alpha) &= \frac{1}{\alpha} \left(\frac{1}{m} \sum_{i=1}^m (\hat{\alpha}_i - \alpha)^2 \right)^{1/2} \times 100\% \end{aligned} \quad (6.2)$$

where the $\hat{\alpha}_i$'s are independent realizations of a particular estimator of $\alpha = 1/\xi$.

To be able to compare with [12], we need to determine k_0 in (6.1) so as to match the target ARE (Asymptotic Relative Efficiency) of the estimators considered therein. By relation (2.4) in Proposition

2.2 it is easy to see that

$$\text{ARE}(\hat{\alpha}_{\text{TRIM}}) = \frac{\text{Var}(\hat{\alpha}_{\text{MLE}})}{\text{Var}(\hat{\alpha}_{\text{TRIM}})} \approx \frac{1/n}{1/(n-1-k_0)} \quad (6.3)$$

where the last asymptotic equivalence follows by a simple application of delta method to the function form of $\hat{\alpha}_{\text{TRIM}}$ in terms of the statistic $\xi_{k_0, n-1}$. Given n , to achieve a target ARE, we use (6.3) to solve for k_0 .

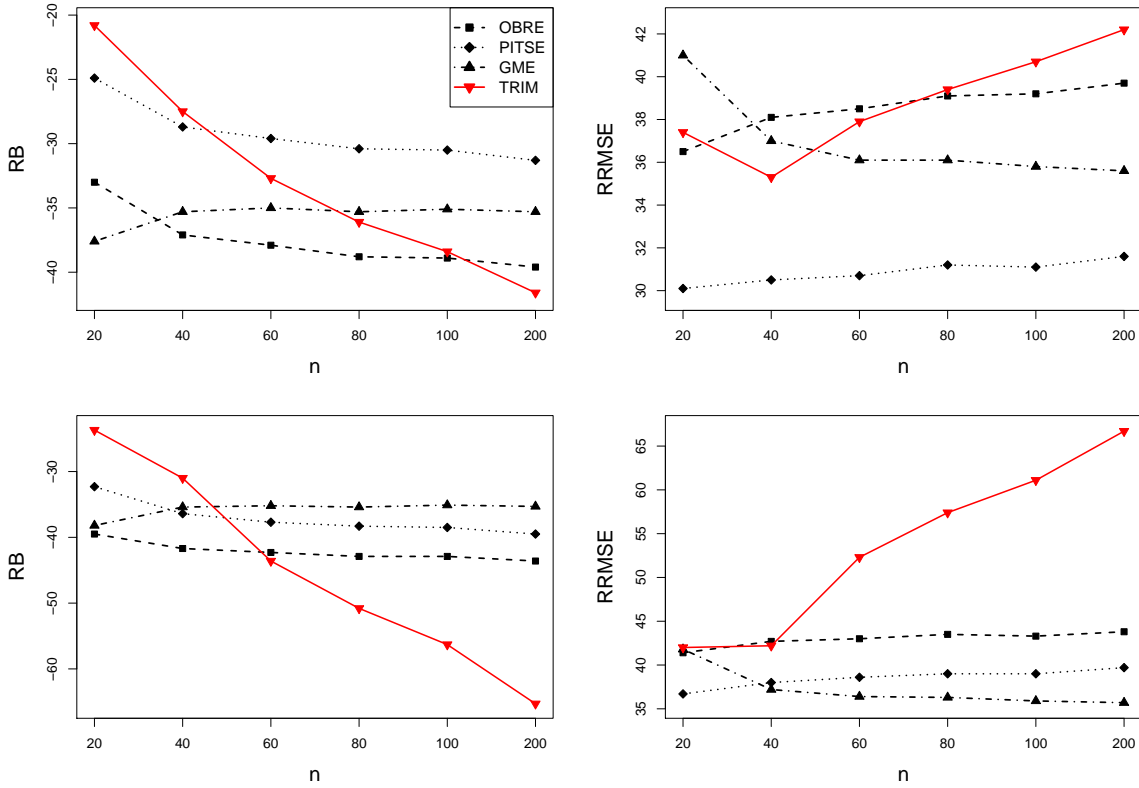


Figure 6: Performance of robust estimators for $0.9P(\alpha, 1) + 0.1P(\alpha, 1000)$ at ARE=94%. Top left and right correspond to RB and RRMSE values for $\alpha = 1$. Bottom left and right correspond to RB and RRMSE values for $\alpha = 3$.

As in [12], the data sets are simulated from the Pareto distribution $\text{Pareto}(1, 1)$ and contaminated in two ways. In the first method of introducing outliers, we generate observations from the following mixture distribution

$$F = (1 - \varepsilon) \text{Pareto}(\alpha, 1) + \varepsilon \text{Pareto}(\alpha, 1000) \quad (6.4)$$

for $\varepsilon \in (0, 1)$ and $\alpha > 0$. In the second method of contamination, s proportion of the observations is randomly selected from $\text{Pareto}(\alpha, 1)$ and multiplied by a constant factor of 10.

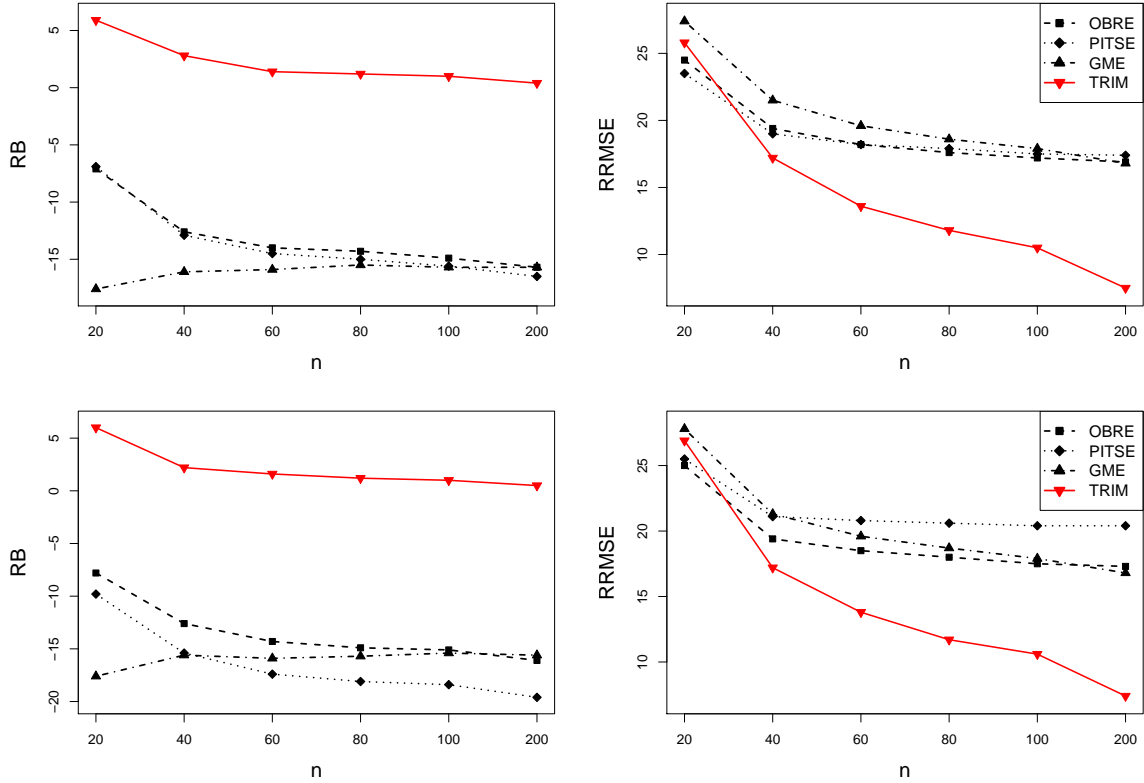


Figure 7: Performance of robust estimators for $0.95P(\alpha, 1) + 0.05P(\alpha, 1000)$ at $\text{ARE}=94\%$. Top left and right correspond to RB and RRMSE values for $\alpha = 1$. Bottom left and right correspond to RB and RRMSE values for $\alpha = 3$.

For both methods of data contamination, we analyze performance of the four estimators viz OBRE, PITSE, GME and TRIM. We first fix the asymptotic relative efficiency for these estimators at 78%. Figure 4 shows the performance under the first method of data contamination with $\varepsilon = 0.9$ and $\alpha = 1$ and 3. We observe that the performance of $\hat{\alpha}_{\text{TRIM}}$ closely follows that of $\hat{\alpha}_{\text{OBRE}}$, $\hat{\alpha}_{\text{PITSE}}$ and $\hat{\alpha}_{\text{GME}}$. In fact, all the estimators are relatively similar in this case and their difference is relatively small as the sample size n grows. Figure 5 on the other hand, shows the performance under the second method of data contamination with $s = 0.05$ and $\alpha = 1$ and 3. For this case, we observe the superior performance of $\hat{\alpha}_{\text{TRIM}}$ in comparison to the estimators. This behavior is more apparent in larger sample sizes ($n = 200$) where the trimmed estimator has more than 50% lower RRMSE values than

the rest.

We next fix the asymptotic relative efficiency for these estimators at 94%. Figure 6 shows the performance under the first method of data contamination with $\varepsilon = 0.9$ and $\alpha = 1$ and 3. We observe that in this case the performance of $\hat{\alpha}_{\text{TRIM}}$ is relatively poor when compared to that of $\hat{\alpha}_{\text{OBRE}}$, $\hat{\alpha}_{\text{PITSE}}$ and $\hat{\alpha}_{\text{GME}}$ especially for larger sample sizes, n . However this phenomenon gets entirely reversed when $\varepsilon = 0.95$ (see Figure 7). The performance of $\hat{\alpha}_{\text{TRIM}}$ improves drastically with increase in sample size n and surpasses the performance of all the other robust estimators. For $n = 200$, the improvement is up to a factor 200% in the RRMSE values. The surprising difference in the performance observed in Figures 6 and 9 can be explained as follows.

Since the ARE of $\hat{\alpha}_{\text{TRIM}}$ is directly related to the trimming value k_0 (see (6.1)), large ARE or small k_0 values can control against small proportion of contamination ($1 - \varepsilon = 0.05$) but not against large proportions ($1 - \varepsilon = 0.1$). In scenario of Figure 6, setting the ARE as 94% and contaminating 10% of the data, our trimmed estimator is artificially forced to include outliers. This leads to the relatively poor performance of $\hat{\alpha}_{\text{TRIM}}$. For other estimators, the link between ARE and robustness is not as direct which gives them an advantage. At 5% contamination, our trimmed estimator picks up all the outliers at ARE level 94% and hence outperforms the competitors (Figure 7).

In the following section, we illustrate an important advantage of our trimmed estimator when k_0 is estimated from the data. This allows us to adapt the degree of robustness to the proportion of outliers.

6.2 Adaptive robustness

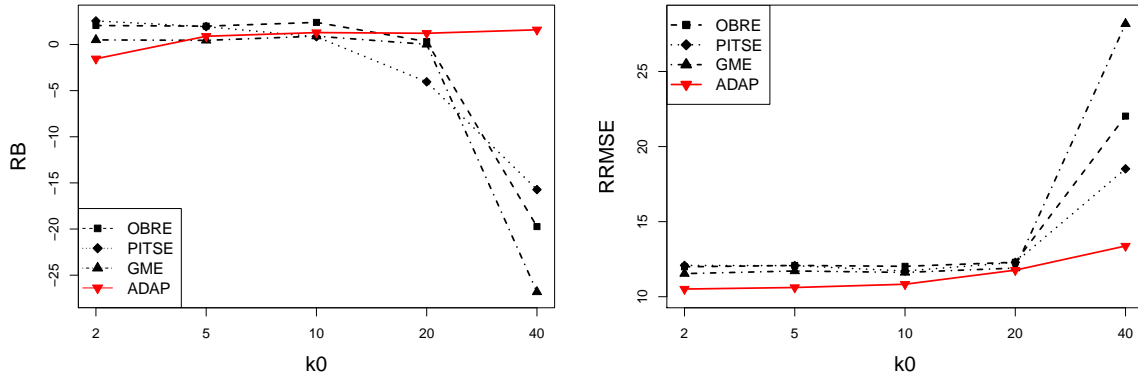


Figure 8: Performance of robust estimators at ARE=78%. Top left and right correspond to RB and RRMSE values.

In this section, we describe the superior performance of the adaptive trimmed Hill estimator (ADAP), $\hat{\xi}_{\hat{k}_0, k}$, relative to several well known existing estimators when the degree of contamination is unknown.

The performance of these existing robust estimators depends on the choice of parameters, which is directly related to their asymptotic relative efficiency.

For example, the optimal B-robust estimator (OBRE) requires a suitable choice of the parameter c (see [32]) and the probability integral transform estimator (PITSE) requires a suitable choice of the parameter t (see [20]) in order to allow for a given degree of robustness. Unless the degree of contamination is pre specified, it is impossible to accurately determine these parameters, which control the degree of robustness. Our estimator, on the other hand is adaptive in nature and automatically picks the trimming parameter, thereby producing an estimator of the tail index which can adapt to potentially unknown degree of contamination of the top order statistics.

We demonstrate the adaptive property of the proposed estimator, ADAP for the Pareto model where the outliers are injected as in (5.5). For comparative purposes, we use the three best robust estimators, OBRE, PITSE and GME from [12] also described in Section 6.1. The comparison is made in terms of RRMSE and RB values as in (6.2). As in Section 6.1, we calibrate the parameters of the competing estimators by setting the ARE to be 78% or 94%.

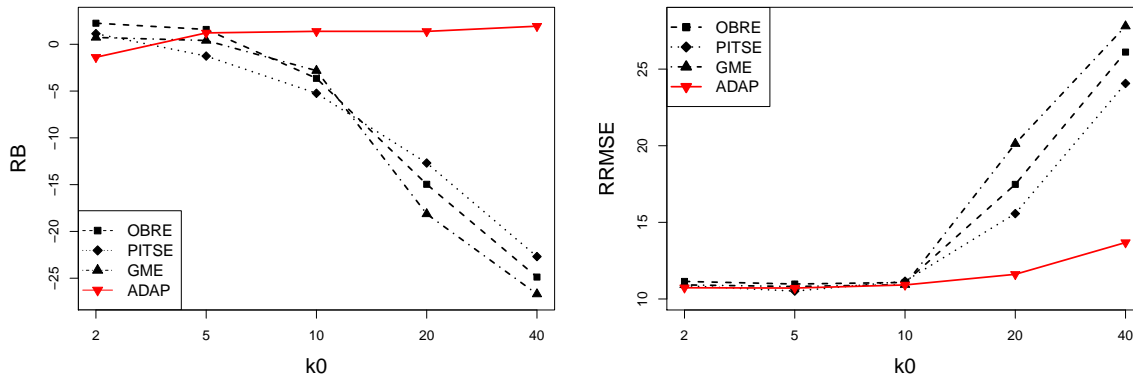


Figure 9: Performance of robust estimators at ARE=94%. Top left and right correspond to RB and RRMSE values.

Figure 8 demonstrates the performance of ADAP against the three competitors at ARE=78%. Observe that the competitors fail to adapt to the growing degree of contamination and essentially break down at $k_0/n = 40\%$. On the other hand, apart from a mild loss in efficiency, our estimator is resilient to the degree of contamination and adapts itself even to higher values of k_0/n . This feature is even more prominent in Figure 9 where the ARE for all estimators is fixed at 94%. Even at contamination proportion as low as 10%, ADAP outperforms all the competitors. This is expected since the performance of the competitors is sensitive to the choice of ARE. Large ARE values (94%) allow for a smaller degree of robustness, hence the poor performance of the OBRE, PITSE and GME even at lower contamination levels. To the best of our knowledge, the remarkable adaptive robustness property inherent to our estimator is not present in any other estimator in the literature.

7 Discussion

In this paper, we introduced the trimmed Hill estimator for the heavy-tail exponent ξ . We established its finite-sample optimality in the ideal Pareto setting and its asymptotic normality under a second order regular variation condition. In Section 3.3, we established a uniform consistency result for the trimmed Hill estimator. For the Hall class of distributions, we argued that the trimmed Hill estimator attains the same minimax optimal rate as in the case of no outliers, provided that $k_0 = o(n^{2\rho/(2\rho+1)})$, where $\rho > 0$ is the second order regular variation exponent. One open problem is to establish the minimax optimal rate of the trimmed Hill estimator, in the case when the rate of contamination k_0 exceeds the minimax optimal rate.

In Section 5.5, we develop a methodology for the joint selection of the parameters k_0 and k , based on the work of Drees and Kaufman [16]. We formulate an extension of their results when $k_0 = o(n^{2\rho/(2\rho+1)})$. This leads to a practical method for the joint selection of k_0 and k . This method is shown to work as well as the original method of Drees and Kaufman even if the top order statistics are contaminated. As in the case of uncontaminated extremes, however, the main challenge is the accurate estimation of the second order exponent ρ . In the future, perhaps other bootstrap-based methods for the joint estimation of k_0 and k should be explored as in [13].

Our key methodological contribution is the data-driven selection of the trimming parameter k_0 using weighted sequential testing. It leads to a robust estimator that adapts to the potentially unknown degree of contamination in the extremes. This unique feature is not available in many other robust estimators, which require the selection of tuning parameters. As demonstrated in Section 6.2, the adaptive trimmed Hill estimator has superior performance with practically no tuning. As an added bonus, we obtain a method for the identification of suspect outliers in the extremes of the data, which can be used to perform forensics or detect anomalies [1].

Finally, we would like to advocate broadly for using robust methods for the estimation of the tail index. Our experience with extensive simulation studies (see e.g., Tables 2 and 3) convinced us that contamination in small proportion of the extreme order statistics leads to severe bias in the non-robust estimation methods. Trimming and especially data-adaptive trimming provide good alternatives at the expense of little to no loss in efficiency in the case when no contamination is present.

8 Appendix

8.1 Auxiliary Lemmas

Lemma 8.1. *Let $E_j \stackrel{i.i.d}{\sim} \text{Exp}(1)$, $j = 1, 2, \dots, n+1$ be standard exponential random variables. Then, the $\text{Gamma}(i, 1)$ random variables defined as*

$$\Gamma_i = \sum_{j=1}^i E_j \quad i = 1, \dots, n+1, \quad (8.1)$$

satisfy

$$\left(\frac{\Gamma_1}{\Gamma_{n+1}}, \dots, \frac{\Gamma_n}{\Gamma_{n+1}}\right) \text{ and } \Gamma_{n+1} \text{ are independent.} \quad (8.2)$$

and

$$\left(\frac{\Gamma_1}{\Gamma_{n+1}}, \dots, \frac{\Gamma_n}{\Gamma_{n+1}}\right) \stackrel{d}{=} (U_{(1,n)}, \dots, U_{(n,n)}) \quad (8.3)$$

where $U_{(1,n)} < \dots < U_{(n,n)}$ are the order statistics of n i.i.d. $U(0,1)$ random variables.

For details on the proof see Example 4.6 on page 44 in [3]. The next result, quoted from page 37 in [14], shall be used throughout the course of the paper to switch between order statistics of exponentials and i.i.d. exponential random variables.

Lemma 8.2 (Rényi, 1953). *Let E_1, E_2, \dots, E_n be a sample of n i.i.d. standard exponential random variables and $E_{(1,n)} \leq E_{(2,n)} \leq E_{(n,n)}$ be the order statistics. By Rényi's (1953) representation, we have for fixed $k \leq n$,*

$$(E_{(1,n)}, \dots, E_{(i,n)}, \dots, E_{(k,n)}) \stackrel{d}{=} \left(\frac{E_1^*}{n}, \dots, \sum_{j=1}^i \frac{E_j^*}{n-j+1}, \dots, \sum_{j=1}^k \frac{E_j^*}{n-j+1}\right) \quad (8.4)$$

where E_1^*, \dots, E_k^* are also i.i.d. standard exponentials.

Lemma 8.3. *For $\Gamma_m = E_1 + E_2 + \dots + E_m$ where the E_i 's are i.i.d. standard exponential random variables, for any ρ*

$$\sup_{m \geq M} \left| \left(\frac{\Gamma_m}{m}\right)^{-\rho} - 1 \right| \xrightarrow{a.s.} 0, \quad M \rightarrow \infty \quad (8.5)$$

$$\sup_{m,n \geq M} \left| \left(\frac{\Gamma_m/m}{\Gamma_n/n}\right)^{-\rho} - 1 \right| \xrightarrow{a.s.} 0, \quad M \rightarrow \infty \quad (8.6)$$

Lemma 8.4. *For all $\rho > 0$, we have*

$$\sup_{m \geq M} \left| \frac{1}{m} \sum_{i=1}^m \left(\frac{\Gamma_{i+1}}{\Gamma_{m+1}}\right)^\rho - \frac{1}{1-\rho} \right| \xrightarrow{a.s.} 0, \quad M \rightarrow \infty$$

Proof. It is equivalent to show that, as $m \rightarrow \infty$,

$$\left| \frac{1}{m} \sum_{i=1}^m \left(\frac{\Gamma_{i+1}}{\Gamma_{m+1}}\right)^\rho - \frac{1}{1+\rho} \right| \xrightarrow{a.s.} 0. \quad (8.7)$$

For a fixed $\omega \in \Omega$, let us define the following sequence of functions

$$f_m(x) = \sum_{i=1}^m (\Gamma_{i+1}/\Gamma_{m+1})^\rho(\omega) \mathbf{1}_{(\frac{i-1}{m}, \frac{i}{m}]}(x), \quad x > 0$$

Suppose $x \in ((i-1)/m, i/m]$, then

$$f_m(x) = (\Gamma_{[mx]+1}/\Gamma_{m+1})^{-\rho}(\omega) = \left(\frac{[mx]+1}{m}\right)^{-\rho} \left(\frac{\Gamma_{[mx]+1}/([mx]+1)}{\Gamma_m/m}\right)^{\rho}(\omega) \rightarrow x^{-\rho} \quad (8.8)$$

where the convergence follows from (8.6). Moreover since $\Gamma_{[mx]+1} < \Gamma_m$ and $\rho < 0$, therefore $|f_m(x)| \leq 1$, for all $x > 0$. Thus by dominated convergence theorem,

$$\int_0^1 f_m(x) dx = \frac{1}{m} \sum_{i=1}^m (\Gamma_{i+1}/\Gamma_{m+1})^{-\rho}(\omega) \rightarrow \int_0^1 x^{-\rho} dx = \frac{1}{1-\rho} \quad (8.9)$$

Since (8.8) hold for all $\omega \in \Omega$ with $P[\Omega] = 1$, so does (8.9). This completes the proof. \square

8.2 Proofs for Section 2

Lemma 8.5. *If E_i 's $i = 1, \dots, n$ are i.i.d. observations from $\text{Exp}(\xi)$, the best linear unbiased estimator (BLUE) of ξ based on the order statistics, $E_{(1,n)} < \dots < E_{(r,n)}$ is given by*

$$\hat{\xi} = \frac{1}{r} \sum_{i=1}^{r-1} E_{(i,n)} + \frac{n-r+1}{r} E_{(r,n)}$$

Proof. Let $\hat{\xi} = \sum_{i=1}^r \gamma_i E_{(i,n)}$ denote the BLUE of ξ . By Relation (8.4) in Lemma 8.2, the BLUE can then be expressed as

$$\hat{\xi} = \sum_{i=1}^r \gamma_i \sum_{j=1}^i \frac{E_j^*}{(n-j+1)} = \sum_{j=1}^r E_j^* \sum_{i=j}^r \frac{\gamma_i}{(n-j+1)} =: \sum_{j=1}^r E_j^* \delta_j \quad (8.10)$$

where the E_j^* are i.i.d. from $\text{Exp}(\xi)$.

For i.i.d. observations from $\text{Exp}(\xi)$, the sample mean is the uniformly minimum variance unbiased estimator for ξ (see Lehmann Scheffe Theorem, Theorem 1.11, page 88 in [27]). Thus $\delta_j = 1/r$ yields the required best linear unbiased estimator.

Using the fact that $\sum_{i=j}^r \gamma_i = \delta_j(n-j+1) = (n-j+1)/r$, we obtain

$$\gamma_i = \begin{cases} \frac{n-r+1}{r} & i = r \\ \frac{1}{r} & i < r \end{cases}$$

This completes the proof. \square

Lemma 8.6. *Suppose g is $-\rho$ -varying for $\rho \geq 0$ and $Y_{(n-k,n)}$ is the $(k+1)^{\text{th}}$ order statistic for n observations from $\text{Pareto}(1,1)$, then*

$$\frac{g(Y_{(n-k,n)})}{g(n/k)} \xrightarrow{P} 1 \quad (8.11)$$

provided $k \rightarrow \infty$, $n \rightarrow \infty$ and $k/n \rightarrow \infty$.

Proof. Since g is $-\rho$ varying, g may be expressed as $g(t) = t^{-\rho}l(t)$, for some slowly varying function $l(\cdot)$. Thus, we have

$$\frac{g(Y_{(n-k,n)})}{g(n/k)} = \left(\frac{Y_{(n-k,n)}}{n/k}\right)^{-\rho} \frac{l(Y_{(n-k,n)})}{l(n/k)}$$

From (8.12), we have $Y_{(n-k,n)} \stackrel{d}{=} \Gamma_{n+1}/\Gamma_{k+1}$ and therefore, by weak law of large numbers, we have $Y_{(n-k,n)}/(n/k) \xrightarrow{P} 1$.

Thus to prove (8.11), it suffices to show $l(Y_{(n-k,n)})/l(n/k) \xrightarrow{P} 1$. In this direction, observe that for some $\delta > 0$, we have

$$\begin{aligned} P\left[\left|\frac{l(Y_{(n-k,n)})}{l(n/k)} - 1\right| > \varepsilon\right] &\leq P\left[\left|\frac{l(Y_{(n-k,n)})}{l(n/k)} - 1\right| > \varepsilon, \left|\frac{Y_{(n-k,n)}}{n/k} - 1\right| \leq \delta\right] + P\left[\left|\frac{Y_{(n-k,n)}}{n/k} - 1\right| > \delta\right] \\ &\leq P\left[\sup_{\lambda \in [1-\delta, 1+\delta]} \left|\frac{l(\lambda n/k)}{l(n/k)} - 1\right| > \varepsilon\right] + P\left[\left|\frac{Y_{(n-k,n)}}{n/k} - 1\right| > \delta\right] \end{aligned}$$

The first term on the right hand side goes to 0 by Theorem 1.5.2 on page 22 in [9]. The second term goes to 0 since $Y_{(n-k,n)}/(n/k) \xrightarrow{P} 1$. \square

Proof of Proposition 2.1. Observe that X_i 's can be alternatively written as

$$X_i = \sigma U_i^{-\xi}, \quad i = 1, \dots, n,$$

where U_i 's are i.i.d. $U(0, 1)$. Therefore by Relation (8.3) in Lemma 8.1, we have

$$(X_{(n,n)}, \dots, X_{(1,n)}) = \sigma(U_{(1,n)}^{-\xi}, \dots, U_{(n,n)}^{-\xi}) \stackrel{d}{=} \sigma\left(\left(\frac{\Gamma_1}{\Gamma_{n+1}}\right)^{-\xi}, \dots, \left(\frac{\Gamma_n}{\Gamma_{n+1}}\right)^{-\xi}\right) \quad (8.12)$$

where $X_{(n,n)} > \dots > X_{(1,n)}$ are the order statistics for the X_i 's. Hence, for all $1 \leq k \leq n-1$, we have

$$\begin{aligned} \left(\log\left(\frac{X_{(n,n)}}{X_{(n-k,n)}}\right), \dots, \log\left(\frac{X_{(k)}}{X_{(n-k,n)}}\right)\right) &\stackrel{d}{=} -\xi\left(\log\left(\frac{\Gamma_1}{\Gamma_{k+1}}\right), \dots, \log\left(\frac{\Gamma_k}{\Gamma_{k+1}}\right)\right) \\ &\stackrel{d}{=} -\xi(\log U_{(1,k)}, \dots, \log U_{(k,k)}), \end{aligned} \quad (8.13)$$

where the $U_{(i,k)}$'s are the order statistics for a sample of k i.i.d. $U(0, 1)$ and the last equality in (8.13) follows from Relation (8.3) in Lemma 8.1. Since negative log transforms of $U(0, 1)$ are standard exponentials, one can define $E_{(i,k)}$, $i = 1, \dots, k$ as

$$\left(\log\left(\frac{X_{(n,n)}}{X_{(n-k,n)}}\right), \dots, \log\left(\frac{X_{(k)}}{X_{(n-k,n)}}\right)\right) =: (E_{(k,k)}, \dots, E_{(1,k)}) \quad (8.14)$$

such that the $E_{(i,k)}$'s are distributed as order statistics of k i.i.d. exponentials with mean ξ , henceforth denoted by $\text{Exp}(\xi)$. One can thereby simplify $\widehat{\xi}_{k_0,k}^{\text{trim}}$ in (1.3) as

$$\widehat{\xi}_{k_0,k}^{\text{trim}} = \sum_{i=k_0+1}^k c_{k_0,k}(n-i+1, n) E_{(k-i+1,k)} = \sum_{i=1}^{k-k_0} \delta_i E_{(i,k)} \quad (8.15)$$

where $\delta_i = c_{k_0,k}(k-i+1)$. The optimal choice of weights δ_i 's which produce the best linear unbiased estimator (BLUE) for ξ is obtained using Lemma 8.5 as:

$$\delta_i^{\text{opt}} = \begin{cases} \frac{1}{k-k_0} & i = 1, \dots, k-k_0-1 \\ \frac{k_0+1}{k-k_0} & i = k-k_0 \end{cases} \quad (8.16)$$

Rewriting $E_{(i,k)}$'s in terms of $X_{(n-i+1,n)}$'s as in (8.14) completes the proof. \square

Proof of Proposition 2.2. From (8.15) and (8.16) in Proposition 2.1, we have

$$\left\{ \widehat{\xi}_{k_0,k}, k_0 = 0, \dots, k-1 \right\} = \left\{ \frac{1}{k-k_0} \sum_{i=1}^{k-k_0-1} E_{(i,k)} + \frac{k_0+1}{k-k_0} E_{(k-k_0,k)}, k_0 = 0, \dots, k-1 \right\} \quad (8.17)$$

Using Relation (8.4) from Lemma 8.2, for all $k_0 = 0, 1, \dots, k-1$, we have

$$\widehat{\xi}_{k_0,k} = \frac{1}{k-k_0} \sum_{i=1}^{k-k_0-1} \sum_{j=1}^i \frac{E_j^*}{(k-j+1)} + \frac{k_0+1}{k-k_0} \sum_{j=1}^{k-k_0} \frac{E_j^*}{(k-j+1)} \quad (8.18)$$

Interchanging the order of summation in the first term in the right hand side of (8.18), for $k_0 = 0, 1, \dots, k-1$, we obtain

$$\begin{aligned} \widehat{\xi}_{k_0,k} &= \sum_{j=1}^{k-k_0-1} \frac{E_j^*}{k-j+1} \sum_{i=j}^{k-k_0-1} \frac{1}{k-k_0} + \frac{k_0+1}{k-k_0} \sum_{j=1}^{k-k_0} \frac{E_j^*}{(k-j+1)} \\ &= \sum_{j=1}^{k-k_0-1} \frac{E_j^*}{k-j+1} \left(\sum_{i=j}^{k-k_0-1} \frac{1}{k-k_0} + \frac{k_0+1}{k-k_0} \right) + \frac{E_{k-k_0}^*}{k-k_0} \\ &= \sum_{j=1}^{k-k_0-1} \frac{E_j^*}{k-j+1} \frac{(k-j+1)}{k-k_0} + \frac{E_{k-k_0}^*}{k-k_0} \\ &= \frac{1}{k-k_0} \sum_{j=1}^{k-k_0} E_j^*, \end{aligned}$$

Since E_j^* , $j = 1, \dots, k-k_0$ are rescaled i.i.d. standard exponentials, Relation (2.3) follows.

The covariance structure in (2.4) readily follows from (2.3) and the fact that

$$\text{Cov}\left(\frac{\Gamma_i}{i}, \frac{\Gamma_j}{j}\right) = \frac{i \wedge j}{ij} = \frac{1}{i \vee j}, \quad i, j = 0, 1, \dots, k$$

where \vee denotes the max operator. This completes the proof. \square

8.3 Proofs for Section 3

Proof of Theorem 3.2. Suppose for the moment σ is known and consider the class of statistics:

$$\mathcal{U}_{k_0}^\sigma = \left\{ T = T(X_{(n-k_0, n)}, \dots, X_{(1, n)}) : \mathbb{E}(T) = \xi, X_1, \dots, X_n \stackrel{i.i.d.}{\sim} \text{Pareto}(\sigma, \xi) \right\}.$$

Since σ is no longer a parameter, every statistic in $\mathcal{U}_{k_0}^\sigma$ can be equivalently written as a function of $\log(X_{(n-i+1, n)}/\sigma)$, $i = k_0 + 1, \dots, n$. Therefore, the set of random variables in $\mathcal{U}_{k_0}^\sigma$ equals

$$\mathcal{U}_{k_0}^\sigma = \left\{ S = S\left(\log\left(\frac{X_{(n-k_0, n)}}{\sigma}\right), \dots, \log\left(\frac{X_{(1, n)}}{\sigma}\right)\right) : \mathbb{E}(S) = \xi, X_1, \dots, X_n \stackrel{i.i.d.}{\sim} \text{Pareto}(\sigma, \xi) \right\}.$$

Since X_i 's follow $\text{Pareto}(\sigma, \xi)$, we have $\log(X_i/\sigma) \sim \text{Exp}(\xi)$ and therefore

$$\left(\log\left(\frac{X_{(n-k_0, n)}}{\sigma}\right), \dots, \log\left(\frac{X_{(1, n)}}{\sigma}\right)\right) \stackrel{d}{=} (E_{(n-k_0, n)}, \dots, E_{(1, n)}),$$

where $E_{(1, n)} \leq \dots \leq E_{(n, n)}$ are the order statistics of n i.i.d. observations from $\text{Exp}(\xi)$. Therefore

$$\mathcal{U}_{k_0}^\sigma \stackrel{d}{=} \left\{ S = S(E_{(n-k_0, n)}, \dots, E_{(1, n)}) : \mathbb{E}(S) = \xi, E_1, \dots, E_n \stackrel{i.i.d.}{\sim} \text{Exp}(\xi) \right\}, \quad (8.19)$$

where we observe that the distribution of the E_i 's does not depend on σ .

Using Relation (8.4) from Lemma 8.2, we have

$$\begin{aligned} S(E_{(n-k_0, n)}, \dots, E_{(1, n)}) &= S\left(\sum_{j=1}^{n-k_0} \frac{E_j^*}{n-j+1}, \dots, \sum_{j=1}^{n-k} \frac{E_j^*}{n-j+1}\right) \\ &= R(E_1^*, \dots, E_{n-k_0}^*) \end{aligned}$$

Using this on the right hand side of (8.19), we get

$$\mathcal{U}_{k_0}^\sigma \stackrel{d}{=} \mathcal{V}_{k_0} := \left\{ R = R(E_1^*, \dots, E_{n-k_0}^*) : \mathbb{E}(R) = \xi, E_1^*, \dots, E_{n-k_0}^* \stackrel{i.i.d.}{\sim} \text{Exp}(\xi) \right\}. \quad (8.20)$$

where the first equality is in the sense of finite dimensional distributions.

Therefore, $L = \inf_{T \in \mathcal{U}_{k_0}^\sigma} \text{Var}(T) = \inf_{R \in \mathcal{V}_{k_0}} \text{Var}(R)$. The quantity L can be easily obtained as

$$L = \text{Var}(\overline{E}_{n-k_0}^*) = \frac{\xi^2}{n-k_0} \quad (8.21)$$

since the sample mean, $\bar{E}_{n-k_0}^* = \sum_{i=1}^{n-k_0} E_i^*/(n-k_0)$ is uniformly minimum variance estimator (UMVUE), for ξ among the class described by \mathcal{V}_{k_0} . This follows from the fact that $\bar{E}_{n-k_0}^*$ is an unbiased and complete sufficient statistic for ξ (see Lehmann Scheffe Theorem, Theorem 1.11, page 88 in [27]).

To complete the proof, observe that every statistic, T in \mathcal{U}_{k_0} is an unbiased estimator of ξ for any arbitrary choice of σ . This implies that $T \in \mathcal{U}_{k_0}^\sigma$ and therefore $L \leq \inf_{T \in \mathcal{U}_{k_0}} \text{Var}(T)$, which yields the lower bound in (3.1).

For the upper bound in (3.1), we observe that $\hat{\xi}_{k_0, n-1} \in \mathcal{U}_{k_0}$, which in view of Proposition 2.2 implies

$$\inf_{T \in \mathcal{U}_{k_0}} \text{Var}(T) \leq \text{Var}(\hat{\xi}_{k_0, n-1}) = \frac{\xi^2}{n - k_0 - 1}.$$

This completes the proof. \square

We shall next present the proof of Theorem 3.3. To begin with we state the following three lemmas which shall be used as a part of the proof.

Lemma 8.7.

$$\max_{0 \leq k_0 < k} \left| \frac{k - k_0}{kg(Y_{(n-k, n)})} S_{k_0, k} + \frac{c}{1 + \rho} \left(\frac{k_0}{k} \right)^{1+\rho} - \frac{c}{1 + \rho} \right| \xrightarrow{P} 0. \quad (8.22)$$

where $S_{k_0, k}$ is defined as

$$S_{k_0, k} := \frac{cg(Y_{(n-k, n)})}{k - k_0} \left((k_0 + 1) \int_1^{Y_{(n-k_0, n)}/Y_{(n-k, n)}} \nu^{-\rho-1} d\nu + \sum_{i=k_0+2}^k \int_1^{Y_{(n-i+1, n)}/Y_{(n-k, n)}} \nu^{-\rho-1} d\nu \right). \quad (8.23)$$

where Y_i 's are n i.i.d observations from $\text{Pareto}(1, 1)$

Proof. The proof of (8.22) involves two cases: $\rho > 0$ and $\rho = 0$.

Case $\rho > 0$: Using the expression of $S_{k_0, k}$ in (8.23), we get

$$\begin{aligned} \frac{k - k_0}{kg(Y_{(n-k, n)})} S_{k_0, k} &= -\frac{c}{k\rho} \left((k_0 + 1) \left(\frac{Y_{(n-k_0, n)}}{Y_{(n-k, n)}} \right)^{-\rho} + \sum_{i=k_0+2}^k \left(\frac{Y_{(n-i+1, n)}}{Y_{(n-k, n)}} \right)^{-\rho} - k \right) \\ &= \frac{c}{k\rho} \sum_{i=1}^{k_0} \left\{ \left(\frac{Y_{(n-i+1, n)}}{Y_{(n-k, n)}} \right)^{-\rho} - \left(\frac{Y_{(n-k_0, n)}}{Y_{(n-k, n)}} \right)^{-\rho} \right\} \\ &\quad - \frac{c}{k\rho} \sum_{i=1}^k \left\{ \left(\frac{Y_{(n-i+1, n)}}{Y_{(n-k, n)}} \right)^{-\rho} - 1 \right\} \end{aligned} \quad (8.24)$$

Expressing the order statistics of Pareto in terms of Gamma random variables as in (8.12), we get

$$\frac{k - k_0}{kg(Y_{(n-k,n)})} S_{k_0,k+c_{1+\rho}} \left(\frac{k_0}{k} \right)^{1+\rho} \stackrel{d}{=} \underbrace{c_{1+\rho} \left(\frac{k_0}{k} \right)^{1+\rho} + \frac{c_\rho}{k} \sum_{i=1}^{k_0} \left\{ \left(\frac{\Gamma_{i+1}}{\Gamma_{k+1}} \right)^\rho - \left(\frac{\Gamma_{k_0+1}}{\Gamma_{k+1}} \right)^\rho \right\}}_{B_{k_0,k}} - \underbrace{\frac{c_\rho}{k} \sum_{i=1}^k \left\{ \left(\frac{\Gamma_{i+1}}{\Gamma_{k+1}} \right)^\rho - 1 \right\}}_{A_k}$$

with $c_t = c/t$.

To prove (8.22), we first show that $\max_{0 \leq k_0 < k} |A_k + c/(1+\rho)| \xrightarrow{a.s.} 0$. For this (8.7), we have $|(1/k) \sum_{i=1}^k (\Gamma_{i+1}/\Gamma_{k+1})^\rho - 1/(1+\rho)| \xrightarrow{a.s.} 0$. Therefore for any $\omega \in \Omega$ with $P[\Omega] = 1$,

$$\left| A_k(\omega) + \frac{c}{1+\rho} \right| = \left| \frac{c}{\rho k} \sum_{i=1}^k \left(\frac{\Gamma_{i+1}}{\Gamma_{k+1}} \right)^\rho(\omega) - \frac{c}{\rho} + \frac{c}{1+\rho} \right| = \left| \frac{c_\rho}{k} \sum_{i=1}^k \left(\frac{\Gamma_{i+1}}{\Gamma_{k+1}} \right)^\rho(\omega) - \frac{c_\rho}{1+\rho} \right| \rightarrow 0$$

We next show that $\max_{0 \leq k_0 < k} B_{k_0,k} \xrightarrow{a.s.} 0$. For this observe that for any $\omega \in \Omega$,

$$\begin{aligned} \max_{0 \leq k_0 < M} B_{k_0,k}(\omega) &\leq \max_{0 \leq k_0 < M} \left\{ c_{1+\rho} \left(\frac{k_0}{k} \right)^{1+\rho} + \frac{c_\rho}{k} \sum_{i=1}^{k_0} \left| \left(\frac{\Gamma_{i+1}}{\Gamma_{k+1}} \right)^\rho(\omega) - \left(\frac{\Gamma_{k_0+1}}{\Gamma_{k+1}} \right)^\rho(\omega) \right| \right\} \\ &\leq \max_{0 \leq k_0 < M} \left\{ c_{1+\rho} \left(\frac{k_0}{k} \right)^{1+\rho} + c_\rho \frac{2k_0}{k} \right\} \quad (\text{since } (\Gamma_i/\Gamma_{k+1})^\rho \leq 1, 1 \leq i \leq k, \rho > 0) \\ &\leq \frac{c^{1+\rho} M^{1+\rho} + 2c_\rho M}{k} = \frac{B_{0M}}{k} \end{aligned} \quad (8.25)$$

Additionally,

$$\begin{aligned} \max_{M \leq k_0 < k} B_{k_0,k}(\omega) &\leq \max_{M \leq k_0 < k} \left| c_{1+\rho} \left(\frac{k_0}{k} \right)^{1+\rho} + \frac{c_\rho}{k} \sum_{i=1}^{k_0} \left\{ \left(\frac{\Gamma_{i+1}}{\Gamma_{k+1}} \right)^\rho(\omega) - \left(\frac{\Gamma_{k_0+1}}{\Gamma_{k+1}} \right)^\rho(\omega) \right\} \right| \\ &\leq \max_{M \leq k_0 < k} \left(\frac{k_0}{k} \right)^{1+\rho} \left| \frac{c_{1+\rho}}{c_\rho} + \left(\frac{k_0}{k} \right)^\rho \frac{1}{k_0} \sum_{i=1}^{k_0} \left\{ \left(\frac{\Gamma_{i+1}}{\Gamma_{k+1}} \right)^\rho(\omega) - \left(\frac{\Gamma_{k_0+1}}{\Gamma_{k+1}} \right)^\rho(\omega) \right\} \right| \\ &\leq \max_{M \leq k_0 < k} \left| \frac{\rho}{1+\rho} + \left(\frac{\Gamma_{k_0+1}/k_0}{\Gamma_{k+1}/k} \right)^\rho(\omega) \underbrace{\left\{ \frac{1}{k_0} \sum_{i=1}^{k_0} \left(\frac{\Gamma_{i+1}}{\Gamma_{k_0+1}} \right)^\rho(\omega) - 1 \right\}}_{C_{k_0}(\omega)} \right| \\ &= \max_{M \leq k_0 < k} \left| \frac{\rho}{1+\rho} + (C_{k_0}(\omega) - 1) + (C_{k_0}(\omega) - 1) \left\{ \left(\frac{\Gamma_{k_0+1}/k_0}{\Gamma_{k+1}/k} \right)^\rho - 1 \right\} \right| \end{aligned} \quad (8.26)$$

Since $\Gamma_{i+1} < \Gamma_{k_0+1}$ and $\rho > 0$, thereby $|C_{k_0}| < 1$. This allows us to simplify (8.26) as

$$\max_{M \leq k_0 < k} B_{k_0,k}(\omega) \leq \underbrace{\sup_{M \leq k_0} \left| C_{k_0}(\omega) - \frac{1}{1+\rho} \right|}_{B_{1M}(\omega)} + 2 \underbrace{\sup_{M \leq k_0, k} \left| \left(\frac{\Gamma_{k_0+1}/k_0}{\Gamma_{k+1}/k} \right)^\rho(\omega) - 1 \right|}_{B_{2M}(\omega)}$$

Thus

$$\max_{0 \leq k_0 < k} B_{k_0, k}(\omega) \leq \frac{B_{0M}}{k} + B_{1M}(\omega) + B_{2M}(\omega).$$

Taking \limsup w.r.t to k on both sides we get

$$\limsup_{k \rightarrow \infty} \max_{0 \leq k_0 < k} B_{k_0, k}(\omega) \leq B_{1M}(\omega) + B_{2M}(\omega) \quad (8.27)$$

Using Lemmas 8.1 and 8.3 shows that $B_{1M}(\omega) \rightarrow 0$ and $B_{2M}(\omega) \rightarrow 0$ for all $\omega \in \Omega$ with $P[\Omega] = 1$.

Thus taking \limsup w.r.t M on both sides of (8.27) completes the proof for $\rho < 0$.

Case $\rho = 0$: Using the expression of $S_{k_0, k}$ in (8.23), we get

$$\begin{aligned} \frac{k - k_0}{kg(Y_{(n-k, n)})} S_{k_0, k} + \frac{ck_0}{k} &= \frac{c}{k} \left((k_0 + 1) \log \left(\frac{Y_{(n-k_0, n)}}{Y_{(n-k, n)}} \right) + \sum_{i=k_0+2}^k \log \left(\frac{Y_{(n-i+1, n)}}{Y_{(n-k, n)}} \right) \right) + \frac{ck_0}{k} \\ &\stackrel{d}{=} \frac{c(k - k_0)}{k} \hat{\xi}_{k_0, k}^{**} + \frac{ck_0}{k} \\ &\stackrel{d}{=} c \left(\frac{\Gamma_{k-k_0}}{k} - \frac{k - k_0}{k} + 1 \right) \end{aligned} \quad (8.28)$$

where $\hat{\xi}_{k_0, k}^{**}$ is the trimmed Hill estimator in (2.2) with X_i 's replaced by the i.i.d. Pareto(1, 1).

Thus to prove (8.22), it suffices to show $\max_{0 \leq k_0 < k} |\Gamma_{k-k_0} - (k - k_0)|/k \xrightarrow{a.s.} 0$. For every ω in Ω with $P[\Omega] = 1$, we have

$$\begin{aligned} \max_{0 \leq k_0 < k} \frac{|\Gamma_{k-k_0}(\omega) - (k - k_0)|}{k} &= \max_{0 \leq k_0 < k} \frac{(k - k_0)}{k} \left| \frac{\Gamma_{k-k_0}}{k - k_0}(\omega) - 1 \right| \\ &\leq \underbrace{\frac{M}{k} \max_{0 \leq k-k_0 < M} \left| \frac{\Gamma_{k-k_0}}{k - k_0}(\omega) - 1 \right|}_{F_{1M}(\omega)} + \underbrace{\sup_{k-k_0 \geq M} \left| \frac{\Gamma_{k-k_0}}{k - k_0}(\omega) - 1 \right|}_{F_{2M}(\omega)} \end{aligned} \quad (8.29)$$

Observe that by the SLLN, $|\Gamma_n/n - 1| \xrightarrow{a.s.} 0$. Therefore $\sup_n |\Gamma_n(\omega)/n - 1|$ is bounded for all $\omega \in \Omega$ with $P[\Omega] = 1$. This implies $F_{1M}(\omega) \leq \sup_n |\Gamma_n(\omega)/n - 1|$ is bounded.

Thus taking \limsup with respect to k on both sides of (8.29) we get

$$\limsup_{k \rightarrow \infty} \max_{0 \leq k_0 < k} \frac{|\Gamma_{k-k_0}(\omega) - (k - k_0)|}{k} \leq F_{2M}(\omega)$$

Taking $\lim_{M \rightarrow \infty}$ on both sides and using (8.6), the proof follows. \square

Lemma 8.8. *Assumption (3.6) imply*

$$\max_{0 \leq k_0 \leq k} \left(\frac{k - k_0}{kg(Y_{(n-k, n)})} |R_{k_0, k} - S_{k_0, k}| \right) \xrightarrow{P} 0 \quad (8.30)$$

where $R_{k_0, k}$ and $S_{k_0, k}$ are defined in (3.5) and (8.23), respectively.

Proof. The proof of (8.30) involves two cases: $\rho > 0$ and $\rho = 0$.

Case $\rho > 0$: Since $Y_{(n-i+1,n)}/Y_{(n-k,n)} > 1$, $i = 1, \dots, k$, over the event $\{Y_{(n-k,n)} > t_\varepsilon\}$, by (3.6):

$$\begin{aligned} (k - k_0)|R_{k_0,k} - S_{k_0,k}| &\leq (k_0 + 1) \left| \log \frac{L(Y_{(n-k_0,n)})}{L(Y_{(n-k,n)})} - cg(Y_{(n-k,n)}) \int_1^{Y_{(n-k_0,n)}/Y_{(n-k,n)}} \nu^{-\rho-1} d\nu \right| \\ &\quad + \sum_{i=k_0+2}^k \left| \log \frac{L(Y_{(n-i+1,n)})}{L(Y_{(n-k,n)})} - cg(Y_{(n-k,n)}) \int_1^{Y_{(n-i+1,n)}/Y_{(n-k,n)}} \nu^{-\rho-1} d\nu \right| \\ &\leq (k_0 + 1)g(Y_{(n-k,n)})\varepsilon + \sum_{i=k_0+2}^k g(Y_{(n-k,n)})\varepsilon = g(Y_{(n-k,n)})k\varepsilon. \end{aligned}$$

Therefore over the event $\{Y_{(n-k,n)} > t_\varepsilon\}$

$$\max_{0 \leq k_0 \leq k} \left(\frac{k - k_0}{kg(Y_{(n-k,n)})} |R_{k_0,k} - S_{k_0,k}| \right) \leq \varepsilon. \quad (8.31)$$

From (8.12) we get $Y_{(n-k,n)} \stackrel{d}{=} (\Gamma_{k+1}/\Gamma_{n+1})^{-1}$. By Lemma 8.3, we have

$$Y_{(n-k,n)} \stackrel{d}{=} \frac{n}{k} \left(\frac{\Gamma_{k+1}/k}{\Gamma_{n+1}/n} \right)^{-1} \xrightarrow{P} \infty$$

which implies $P[Y_{(n-k,n)} > t_\varepsilon] \rightarrow 1$ and hence completes the proof.

Case $\rho = 0$: As in the previous case, over the event $\{Y_{(n-k,n)} > t_\varepsilon\}$, by (3.6) we have

$$\begin{aligned} (k - k_0)|R_{k_0,k} - S_{k_0,k}| &= (k_0 + 1) \left| \log \frac{L(Y_{(n-k_0,n)})}{L(Y_{(n-k,n)})} - cg(Y_{(n-k,n)}) \int_1^{Y_{(n-k_0,n)}/Y_{(n-k,n)}} \frac{d\nu}{\nu} \right| \\ &\quad + \sum_{i=k_0+2}^k \left| \log \frac{L(Y_{(n-i+1,n)})}{L(Y_{(n-k,n)})} - cg(Y_{(n-k,n)}) \int_1^{Y_{(n-i+1,n)}/Y_{(n-k,n)}} \frac{d\nu}{\nu} \right| \\ &\leq \varepsilon \left((k_0 + 1)g(Y_{(n-k,n)}) \left(\frac{Y_{(n-k_0,n)}}{Y_{(n-k,n)}} \right)^\varepsilon + \sum_{i=k_0+2}^k g(Y_{(n-k,n)}) \left(\frac{Y_{(n-i+1,n)}}{Y_{(n-k,n)}} \right)^\varepsilon \right) \end{aligned} \quad (8.32)$$

Since $Y_{(n-i+1,n)} \geq Y_{(n-k_0,n)}$ for $i = 1, \dots, k_0 + 1$, we further obtain

$$\max_{0 \leq k_0 \leq k} \left(\frac{(k - k_0)}{kg(Y_{(n-k,n)})} |R_{k_0,k} - S_{k_0,k}| \right) \leq \frac{\varepsilon}{k} \sum_{i=1}^k \left(\frac{Y_{(n-i+1,n)}}{Y_{(n-k,n)}} \right)^\varepsilon \leq 2\varepsilon \quad (8.33)$$

over the events $\{Y_{(n-k,n)} > t_\varepsilon\}$ and $\{(1/k) \sum_{i=1}^k (Y_{(n-i+1,n)}/Y_{(n-k,n)})^\varepsilon < 2\}$.

For $\{(1/k) \sum_{i=1}^k (Y_{(n-i+1,n)}/Y_{(n-k,n)})^\varepsilon < 2\}$, from (8.12), we observe that

$$\frac{1}{k} \sum_{i=1}^k \left(\frac{Y_{(n-i+1,n)}}{Y_{(n-k,n)}} \right)^\varepsilon \stackrel{d}{=} \frac{1}{k} \sum_{i=1}^k \left(\frac{\Gamma_{i+1}}{\Gamma_{k+1}} \right)^{-\varepsilon} = \frac{1}{k} \sum_{i=1}^k U_{i,k}^{-\varepsilon} \xrightarrow{P} \frac{1}{1-\varepsilon}$$

where the last convergence follows from weak law of large numbers.

Thus $P[(1/k) \sum_{i=1}^k (Y_{(n-i+1,n)}/Y_{(n-k,n)})^\varepsilon < 2] \rightarrow 1$ as long as $\varepsilon < 0.5$. Since we already proved that $P[Y_{(n-k,n)} > t_\varepsilon] \rightarrow 1$, the proof for the case $\rho < 0$ follows. \square

Proof of Theorem 3.3. Using (3.4), we can rewrite (3.9) as

$$k^\delta \max_{0 \leq k_0 < h(k)} \left| R_{k_0,k} - \frac{k^{-\delta} cA}{(1+\rho)} \right| \xrightarrow{P} 0 \quad (8.34)$$

In this direction, observe that

$$\left| R_{k_0,k} - \frac{k^{-\delta} cA}{(1+\rho)} \right| \leq |R_{k_0,k} - S_{k_0,k}| + \left| S_{k_0,k} - \frac{k^{-\delta} cA}{(1+\rho)} \right|$$

where $S_{k_0,k}$ is defined in (8.23).

To prove (8.34), we first show that $k^\delta \max_{0 \leq k_0 < h(k)} |R_{k_0,k} - S_{k_0,k}| \xrightarrow{P} 0$. In this direction, we have

$$\begin{aligned} k^\delta \max_{0 \leq k_0 < h(k)} |R_{k_0,k} - S_{k_0,k}| &= k^\delta \max_{0 \leq k_0 < h(k)} \frac{kg(Y_{n-k,n})}{k-k_0} \left(\frac{k-k_0}{kg(Y_{n-k,n})} |R_{k_0,k} - S_{k_0,k}| \right) \\ &\leq \frac{\Delta_{1k}}{1-h(k)/k} \underbrace{\max_{0 \leq k_0 < h(k)} \left(\frac{k-k_0}{kg(Y_{n-k,n})} |R_{k_0,k} - S_{k_0,k}| \right)}_{\Delta_{2k}} \end{aligned}$$

where $\Delta_{2k} \xrightarrow{P} 0$ by Lemma 8.8. Since $h(k) = o(k)$, $1-h(k)/k \rightarrow 1$ and $\Delta_{1k} = k^\delta g(Y_{n-k,n})$

$$\Delta_{1k} = k^\delta g(n/k) \frac{g(Y_{n-k,n})}{g(n/k)} \xrightarrow{P} A \quad (8.35)$$

where (8.35) follows from assumption (3.8) and Lemma 8.6.

Towards the proof of (8.34), we finally show that $k^\delta \max_{0 \leq k_0 < h(k)} |S_{k_0,k} - (k^{-\delta} cA)/(1+\rho)| \xrightarrow{P} 0$. In this direction, we have

$$\begin{aligned} k^\delta \max_{0 \leq k_0 < h(k)} \left| S_{k_0,k} - \frac{k^{-\delta} cA}{(1+\rho)} \right| &= k^\delta \max_{0 \leq k_0 < h(k)} \frac{kg(Y_{n-k,n})}{k-k_0} \left| \frac{k-k_0}{kg(Y_{n-k,n})} S_{k_0,k} - \frac{cA(k-k_0)}{k(1+\rho)\Delta_{1k}} \right| \\ &\leq \frac{\Delta_{1k}}{1-h(k)/k} \underbrace{\max_{0 \leq k_0 < h(k)} \left| \frac{k-k_0}{kg(Y_{n-k,n})} S_{k_0,k} - \frac{cA(k-k_0)}{k(1+\rho)\Delta_{1k}} \right|}_{\Delta_{3k}} \end{aligned}$$

where $\Delta_{1k} \xrightarrow{P} A$ as in (8.35) and $1 - h(k)/k \rightarrow 1$. Δ_{3k} can be further simplified as

$$\Delta_{3k} \leq \underbrace{\max_{0 \leq k_0 < h(k)} \left| \frac{k - k_0}{kg(Y_{(n-k, n)})} S_{k_0, k} + c \left(\frac{k_0}{k} \right)^{1+\rho} - \frac{c}{1+\rho} \right|}_{\Delta_{4k}} + \underbrace{\max_{0 \leq k_0 < h(k)} \left| \frac{c}{1+\rho} - c \left(\frac{k_0}{k} \right)^{1+\rho} - \frac{cA(k - k_0)}{k(1+\rho)\Delta_{1k}} \right|}_{\Delta_{5k}}$$

where $\Delta_{4k} \xrightarrow{P} 0$ by Lemma 8.7. Since $\max_{0 \leq k_0 < k} (k_0/k)^{1+\rho} \leq (h(k)/k)^{1+\rho} \rightarrow 0$, thus to prove $\Delta_{5k} \xrightarrow{P} 0$, it suffices to show that

$$\max_{0 \leq k_0 < h(k)} \left| \frac{c}{1+\rho} - \frac{cA(k - k_0)}{k(1+\rho)\Delta_{1k}} \right| \xrightarrow{P} 0$$

In this direction, we observe that

$$\begin{aligned} \max_{0 \leq k_0 \leq h(k)} \left| \frac{c}{1+\rho} - \frac{cA(k - k_0)}{k(1+\rho)\Delta_{1k}} \right| &\leq \frac{|c|}{1+\rho} \max_{0 \leq k_0 < h(k)} \left(\left| 1 - \frac{A}{\Delta_{1k}} \right| + \frac{Ak_0}{k\Delta_{1k}} \right) \\ &\leq \frac{|c|}{1+\rho} \left(\left| 1 - \frac{A}{\Delta_{1k}} \right| + \frac{Ah(k)}{\Delta_{1k}k} \right) \xrightarrow{P} 0 \end{aligned}$$

since $h(k)/k \rightarrow 0$ and $A/\Delta_{1k} \xrightarrow{P} 1$ as in (8.35). This completes the proof. \square

8.4 Proofs for Section 4

Proof of Theorem 4.3. From (4.1) we have

$$\begin{aligned} k^\delta \max_{0 \leq k_0 < h(k)} |T_{k_0, k} - T_{k_0, k}^*| &= k^\delta \max_{0 \leq k_0 < h(k)} \frac{k - k_0 - 1}{k - k_0} \left| \frac{\widehat{\xi}_{k_0+1, k}}{\widehat{\xi}_{k_0, k}} - \frac{\widehat{\xi}_{k_0+1, k}^*}{\widehat{\xi}_{k_0, k}^*} \right| \\ &\leq \frac{k^\delta}{1 - h(k)/k} \max_{0 \leq k_0 < h(k)} \underbrace{\left| \frac{\widehat{\xi}_{k_0+1, k}}{\widehat{\xi}_{k_0, k}} - \frac{\widehat{\xi}_{k_0+1, k}^*}{\widehat{\xi}_{k_0, k}^*} \right|}_{W_{k_0, k}} \end{aligned}$$

Since $h(k) = o(k)$, to prove (8.36), it remains to show $k^\delta \max_{0 \leq k_0 < h(k)} W_{k_0, k} \xrightarrow{P} 0$. In this direction, we observe that

$$\begin{aligned} W_{k_0, k} &\leq \left| \frac{\widehat{\xi}_{k_0+1, k}}{\widehat{\xi}_{k_0, k}} - \frac{\widehat{\xi}_{k_0+1, k}^*}{\widehat{\xi}_{k_0, k}^*} - \frac{cAk^{-\delta}}{(1+\rho)\widehat{\xi}_{k_0, k}} \right| + \frac{|c|Ak^{-\delta}}{(1+\rho)\widehat{\xi}_{k_0, k}} \left| 1 - \frac{\widehat{\xi}_{k_0+1, k}^*}{\widehat{\xi}_{k_0, k}^*} \right| \\ &\quad + \left| \frac{\widehat{\xi}_{k_0+1, k}^*}{\widehat{\xi}_{k_0, k}^*} - \frac{\widehat{\xi}_{k_0+1, k}^*}{\widehat{\xi}_{k_0, k}^*} + \frac{cAk^{-\delta}}{(1+\rho)\widehat{\xi}_{k_0, k}^*} \frac{\widehat{\xi}_{k_0+1, k}^*}{\widehat{\xi}_{k_0, k}^*} \right| \\ &= \frac{1}{\widehat{\xi}_{k_0, k}} \left(\left| R_{k_0, k} - \frac{cAk^{-\delta}}{1+\rho} \right| + \frac{|c|Ak^{-\delta}}{(1+\rho)} \left| 1 - \frac{\widehat{\xi}_{k_0+1, k}^*}{\widehat{\xi}_{k_0, k}^*} \right| + \frac{\widehat{\xi}_{k_0+1, k}^*}{\widehat{\xi}_{k_0, k}^*} \left| \frac{cAk^{-\delta}}{(1+\rho)} - R_{k_0+1, k} \right| \right) \end{aligned}$$

where $R_{k_0, k}$ is defined in (3.5). Thus to show $k^\delta \max_{0 \leq k_0 < h(k)} W_{k_0, k} \xrightarrow{P} 0$, it

$$\begin{aligned} \max_{0 \leq k_0 < h(k)} k^\delta W_{k_0, k} &\leq \left(M_{1k} + \frac{|c|A}{(1+\rho)} \max_{0 \leq k_0 < h(k)} |1 - B_{k_0, k}| + M_{1k} \max_{0 \leq k_0 \leq h(k)} B_{k_0, k} \right) \max_{0 \leq k_0 < h(k)} \frac{1}{\widehat{\xi}_{k_0, k}} \\ &= \left(M_{1k} \max_{0 \leq k_0 \leq h(k)} (1 + B_{k_0, k}) + \frac{|c|A}{(1+\rho)} \max_{0 \leq k_0 \leq h(k)} |1 - B_{k_0, k}| \right) \max_{0 \leq k_0 < h(k)} \frac{1}{\widehat{\xi}_{k_0, k}} \end{aligned}$$

where $M_{1k} = k^\delta \max_{0 \leq k_0 < h(k)} |R_{k_0, k} - (k^{-\delta}cA)/(1+\rho)| \xrightarrow{P} 0$ is a direct consequence of Theorem 3.3. Using (8.17), we next observe that

$$\begin{aligned} \max_{0 \leq k_0 \leq h(k)} |1 - B_{k_0, k}| &\stackrel{d}{=} \max_{0 \leq k_0 \leq h(k)} \left| 1 - \frac{\Gamma_{k-k_0-1}/(k-k_0-1)}{\Gamma_{k-k_0}/(k-k_0)} \right| \\ &\leq \frac{1}{1-h(k)/k} \max_{k-h(k) \leq i \leq k} \left| \frac{\Gamma_i/i}{\Gamma_{i+1}/(i+1)} - 1 \right| \xrightarrow{a.s.} 0 \end{aligned} \tag{8.36}$$

is a direct consequence of (8.6) in Lemma 8.3. (8.36) also proves that $\max_{0 \leq k_0 \leq h(k)} (1 + B_{k_0, k})$ is bounded in probability.

Thus, to complete the proof of $k^\delta \max_{0 \leq k_0 < h(k)} W_{k_0, k} \xrightarrow{P} 0$, we show that $\min_{0 \leq k_0 < h(k)} |\widehat{\xi}_{k_0, k}|$ is bounded away from 0 in probability as follows:

$$\min_{0 \leq k_0 < h(k)} \widehat{\xi}_{k_0, k} \geq \min_{0 \leq k_0 < h(k)} \widehat{\xi}_{k_0, k}^* - \max_{0 \leq k_0 < h(k)} |\widehat{\xi}_{k_0, k} - \widehat{\xi}_{k_0, k}^*| \tag{8.37}$$

For $\delta > 0$, Theorem 3.3 implies $\max_{0 \leq k_0 < h(k)} |\widehat{\xi}_{k_0, k} - \widehat{\xi}_{k_0, k}^*| \xrightarrow{P} 0$. Therefore $\min_{0 \leq k_0 < h(k)} \widehat{\xi}_{k_0, k}$ is bounded away from 0 as long as $\min_{0 \leq k_0 < h(k)} \widehat{\xi}_{k_0, k}^*$ is bounded away from 0. This can be easily shown because

$$\min_{0 \leq k_0 < h(k)} \widehat{\xi}_{k_0, k}^* \stackrel{d}{=} \min_{0 \leq k_0 < h(k)} \frac{\Gamma_{k-k_0}}{k-k_0} \geq 1 - \max_{k-h(k) \leq i < k} \left| \frac{\Gamma_i}{i} - 1 \right| \xrightarrow{a.s.} 1$$

where the last convergence is a direct consequence of (8.5) in Lemma 8.3. This completes the proof. \square

References

- [1] M. Kallitsis, S. A. Stoev, S. Bhattacharya, and G. Michailidis. Amon: An open source architecture for online monitoring, statistical analysis, and forensics of multi-gigabit streams. *IEEE Journal on Selected Areas in Communications*, 34(6):1834–1848, June 2016.
- [2] I.B. Aban, M.M. Meerschaert, and A.K. Panorska. Parameter Estimation for the Truncated Pareto Distribution *Journal of the American Statistical Association*, 101: 270–277, 2006.
- [3] M. Ahsanullah, V. Nevzorov, and M. Shakil. *An introduction to order statistics*, volume 3 of *Atlantis Studies in Probability and Statistics*. Atlantis Press, Paris, 2013.
- [4] J. Beirlant, Ch. Bouquiaux, and B. Werker. Semiparametric lower bounds for tail index estimation. *Journal of Statistical Planning and Inference*, 136(3):705 – 729, 2006.
- [5] J. Beirlant, I. Fraga Alves and I. Gomes, Tail fitting for truncated and non-truncated Pareto-type distributions. *Extremes*, 19(3):429–462, 2016.
- [6] J. Beirlant, Y. Goegebeur, J. Teugels, and J. Segers. *Statistics of extremes*. Wiley Series in Probability and Statistics. John Wiley & Sons, Ltd., Chichester, 2004. Theory and applications, With contributions from Daniel De Waal and Chris Ferro.
- [7] J. Beirlant, A. Guillou, G. Dierckx, and A. Fils-Villetard. Estimation of the extreme value index and extreme quantiles under random censoring. *Extremes* 10(3): 151–174, 2007.
- [8] Sh. Bhattacharya, M. Kallitsis, and S. Stoev. Trimming the Hill estimator: robustness, optimality and adaptivity. *Extended version*. <https://arxiv.org/abs/1705.03088>
- [9] N.H. Bingham, C.M. Goldie, and J.L. Teugels. *Regular Variation*. Number no. 1 in Encyclopedia of Mathematics and its Applications. Cambridge University Press, 1989.
- [10] St. Boucheron and M. Thomas. Tail index estimation, concentration and adaptivity. *Electronic Journal of Statistics* , 9(2): 2751–2792, 2015.
- [11] V. Brazauskas and R. Serfling. Robust estimation of tail parameters for two-parameter Pareto and exponential models via generalized quantile statistics. *Extremes*, 3(3):231–249 (2001), 2000.
- [12] M. Brzezinski. Robust estimation of the Pareto tail index: a Monte Carlo analysis. *Empirical Economics*, 51(1):1–30, 2016.
- [13] J. Danielsson, L. de Haan, L. Peng, and C.G. de Vries. Using a bootstrap method to choose the sample fraction in tail index estimation. *J. Multivariate Anal.* 76(2):226–248, 2001.
- [14] L. de Haan. *Extreme Value Theory, An Introduction*. Springer.
- [15] L. de Haan and A. Ferreira. *Extreme value theory*. Springer Series in Operations Research and Financial Engineering. Springer, New York, 2006. An introduction.
- [16] H. Drees and E. Kaufmann. Selecting the optimal sample fraction in univariate extreme value estimation. *Stochastic Processes and their Applications*, 75(2): 149–172, 1998.
- [17] D. Dupuis and M.-P. Victoria-Feser. A robust prediction error criterion for Pareto modeling of upper tails. *Canadian Journal of Statistics*, 34(4):639–358, 2006. ID: unige:6462.

- [18] Ch. Dutang, Y. Goegebeur, and A. Guillou. Robust and bias-corrected estimation of the coefficient of tail dependence. *Insurance Math. Econom.*, 57:46–57, 2014.
- [19] P. Embrechts, C. Klüppelberg, and T. Mikosch. *Modelling Extreme Events*. Springer-Verlag, New York, 1997.
- [20] M. Finkelstein, H.G. Tucker, and J.A. Veeh. Pareto tail index estimation revisited. *North American Actuarial Journal*, 10(1):1–10, 2006.
- [21] Y. Goegebeur, A. Guillou, and A. Verster. Robust and asymptotically unbiased estimation of extreme quantiles for heavy tailed distributions. *Statist. Probab. Lett.*, 87:108–114, 2014.
- [22] P. Hall. On some simple estimates of an exponent of regular variation. *J. Roy. Stat. Assoc.*, 44:37–42, 1982. Series B.
- [23] P. Hall and A.H. Welsh. Best Attainable Rates of Convergence for Estimates of Parameters of Regular Variation. *The Annals of Statistics*, 12(3):1079–1084, 1984.
- [24] P. Hall and A.H. Welsh. Adaptive estimates of parameters of regular variation. *Ann. Statist.* 13, *The Annals of Statistics*, 12(3):331–341, 1985.
- [25] B. M. Hill. A simple general approach to inference about the tail of a distribution. *The Annals of Statistics*, 3:1163–1174, 1975.
- [26] K. Knight. A simple modification of the Hill estimator with applications to robustness and bias reduction. *Technical Report*. <http://www.utstat.utoronto.ca/keith/papers/robusthill.pdf>
- [27] E.L. Lehmann and G. Casella. *Theory of Point Estimation*. Springer.
- [28] L. Peng and A.H. Welsh. Robust estimation of the generalized Pareto distribution. *Extremes*, 4(1):53–65, 2001.
- [29] J. Pickands. Statistical inference using extreme order statistics. *Ann. Statist.*, 3:119–131, 1975.
- [30] S.I. Resnick. *Heavy-tail phenomena*. Springer Series in Operations Research and Financial Engineering. Springer, New York, 2007. Probabilistic and statistical modeling.
- [31] B. Vandewalle, J. Beirlant, A. Christmann, and M. Hubert. A robust estimator for the tail index of Pareto-type distributions. *Comput. Stat. Data Anal.*, 51(12):6252–6268, August 2007.
- [32] M.-P. Victoria-Feser and E. Ronchetti. Robust methods for personal-income distribution models. *Canadian Journal of Statistics*, 22(2):247–258, 1994.
- [33] J. Zou, R. Davis, and G. Samorodnitsky. Extreme Value Analysis Without the Largest Values: What Can Be Done? *Technical Report*. <https://people.orie.cornell.edu/gennady/techreports/StrangeHill.pdf>

9 Supplement

Lemma 9.1. *Assumption (3.10) implies there exist $M > 0$ such that*

$$\inf_{F \in \mathcal{D}_\xi(B, \rho)} P_F \left[\max_{0 \leq k_0 < k} \sqrt{k} |R_{k_0, k}| \leq M \right] \rightarrow 1 \text{ as } h(k) \rightarrow \infty \quad (9.1)$$

where $R_{k_0, k}$ is defined in (3.5) and $k = O(n^{2\rho/(1+2\rho)})$.

Proof. By (3.10), we have $1 - Bx^{-\rho} \leq L(x) \leq 1 + Bx^{-\rho}$. Therefore

$$\begin{aligned} (k - k_0)R_{k_0, k} &\leq (k_0 + 1) \log \frac{1 + BY_{(n-k_0, n)}^{-\rho}}{1 - BY_{(n-k, n)}^{-\rho}} + \sum_{i=k_0+2}^k \log \frac{1 + BY_{(n-i+1, n)}^{-\rho}}{1 - BY_{(n-k, n)}^{-\rho}} \\ &\leq k \log \frac{1 + BY_{(n-k, n)}^{-\rho}}{1 - BY_{(n-k, n)}^{-\rho}} \end{aligned} \quad (9.2)$$

since $Y_{(n-k, n)}^{-\rho} \geq Y_{(n-i+1, n)}^{-\rho}$ for $i = k_0 + 1, \dots, k$. Similarly, we also have

$$(k - k_0)R_{k_0, k} \geq k \log \frac{1 - BY_{(n-k, n)}^{-\rho}}{1 + BY_{(n-k, n)}^{-\rho}} \quad (9.3)$$

and thus, (9.2) and (9.3) together imply

$$\max_{0 \leq k_0 < h(k)} \sqrt{k} |R_{k_0, k}| \leq \frac{\sqrt{k} Y_{(n-k, n)}^{-\rho}}{1 - h(k)/k} \max_{0 \leq k_0 < h(k)} \frac{1}{Y_{(n-k, n)}^{-\rho}} \log \frac{1 + BY_{(n-k, n)}^{-\rho}}{1 - BY_{(n-k, n)}^{-\rho}} \quad (9.4)$$

where $h(k) = o(k)$ and

$$\sqrt{k} Y_{(n-k, n)}^{-\rho} \frac{1}{Y_{(n-k, n)}^{-\rho}} \log \frac{1 + BY_{(n-k, n)}^{-\rho}}{1 - BY_{(n-k, n)}^{-\rho}} \stackrel{d}{=} \underbrace{\sqrt{k} (\Gamma_{k+1}/\Gamma_{n+1})^\rho}_{\Delta_{1k}} \underbrace{\frac{1}{(\Gamma_{k+1}/\Gamma_{n+1})^\rho} \log \frac{1 + B(\Gamma_{k+1}/\Gamma_{n+1})^\rho}{1 - B(\Gamma_{k+1}/\Gamma_{n+1})^\rho}}_{\Delta_{2k}}$$

Now, by relation (8.5) in Lemma 8.3, we have $((\Gamma_{k+1}/k)/(\Gamma_{n+1}/n))^\rho \xrightarrow{a.s.} 1$. For $k = O(n^{2\rho/(1+2\rho)})$, Δ_{1k} is bounded almost surely and $\Delta_{2k} \xrightarrow{a.s.} 2B$. Therefore there exist M such that

$$\inf_{F \in \mathcal{D}_\xi(B, \rho)} P_F \left[\max_{0 \leq k_0 < k} \frac{k - k_0}{k Y_{(n-k, n)}^{-\rho}} |R_{k_0, k}| \leq M \right] \geq P[\Delta_{1k} \Delta_{2k} \leq M] \rightarrow 1$$

This completes the proof. □

Proof of Theorem 3.5. Let $P_n = \inf_{F \in \mathcal{D}_\xi(B, \rho)} P_F \left[\max_{0 \leq k_0 < h(k)} |\hat{\xi}_{k_0, k} - \xi| \leq a(n) \right]$, then

$$P_n = \inf_{\mathcal{D}_\xi(B, \rho)} P_F \left[\underbrace{\max_{0 \leq k_0 < h(k)} \sqrt{k} |R_{k_0, k}| \leq (\sqrt{k} a(n))/2}_{A_{1n}} \cap \underbrace{\max_{0 \leq k_0 < h(k)} \sqrt{k} |\hat{\xi}_{k_0, k}^* - \xi| \leq (\sqrt{k} a(n))/2}_{A_{2n}} \right]$$

Since $\sqrt{k} a(n) \rightarrow \infty$, by Lemma 9.1, $\inf_{F \in \mathcal{D}_\xi(B, \rho)} P_F[A_{1n}] \rightarrow 1$. We also have that,

$$\inf_{F \in \mathcal{D}_\xi(B, \rho)} P_F[A_{2n}] = P \left[\max_{0 \leq k_0 < h(k)} \sqrt{k} |\hat{\xi}_{k_0, k}^*(n) - \xi| \leq (\sqrt{k} a(n))/2 \right]$$

since $\hat{\xi}_{k_0, k}^*$ does not depend on $F \in \mathcal{D}_\xi(B, \rho)$.

By using Donsker's principle, we will show that

$$\max_{0 \leq k_0 < h(k)} |\hat{\xi}_{k_0, k}^*(n) - \xi| = o_P(a(n)),$$

which will imply $P_F(A_{2n}) \rightarrow 1$. Indeed, without loss of generality, suppose $\xi = 1$ and let E_i , $i = 1, 2, \dots$ be independent standard exponential random variables. For every $\epsilon \in (0, 1)$, we have that

$$W_k = \{W_k(t), t \in [\epsilon, 1]\} := \left\{ \frac{\sqrt{k}}{[kt]} \sum_{i=1}^{[kt]} (E_i - 1), t \in [0, 1] \right\} \xrightarrow{d} \{B(t)/t, t \in [\epsilon, 1]\}, \quad (9.5)$$

as $k \rightarrow \infty$, where $B = \{B(t), t \in [0, 1]\}$ is the standard Brownian motion, and where the last convergence is in the space of cadlag functions $\mathbb{D}[\epsilon, 1]$ equipped with the Skorokhod J_1 -topology. (In fact, since the limit has continuous paths, the convergence is also valid in the uniform norm.)

Recall that by (2.3), we have

$$\{\hat{\xi}_{k_0, k}^*(n), 0 \leq k_0 < k\} \stackrel{d}{=} \left\{ \sum_{i=1}^{k-k_0} E_i / (k - k_0), 0 \leq k_0 < k \right\}.$$

Thus,

$$\sqrt{k} \max_{0 \leq k_0 < h(k)} |\hat{\xi}_{k_0, k}^*(n) - \xi| \stackrel{d}{=} \sup_{t \in [1-h(k)/k, 1]} |W_k(t)| \leq \sup_{t \in [\epsilon, 1]} |W_k(t)|, \quad (9.6)$$

where the last inequality holds for all sufficiently large k , since $1 - h(k)/k \rightarrow 1$, as $k \rightarrow \infty$. Since the supremum is a continuous functional in J_1 , the convergence in (9.5) implies that the right-hand side of (9.6) converges in distribution to $\sup_{t \in [\epsilon, 1]} |B(t)/t| = O_P(1)$, which is finite with probability one.

This, since $a(n)\sqrt{k(n)} \rightarrow \infty$, completes the proof. \square

Proof of Theorem 4.7. We first begin with the proof of (4.7). For this from (4.5) we have

$$\begin{aligned}
\max_{0 \leq k_0 < h(k)} |U_{k_0,k} - U_{k_0,k}^*| &= \max_{0 \leq k_0 < h(k)} 2 \left| |(T_{k_0,k})^{k-k_0-1} - 0.5| - |(T_{k_0,k}^*)^{k-k_0-1} - 0.5| \right| \\
&\leq 2 \max_{0 \leq k_0 < h(k)} \left| |(T_{k_0,k})^{k-k_0-1} - (T_{k_0,k}^*)^{k-k_0-1}| \right| \\
&\leq 2 \max_{0 \leq k_0 < h(k)} \left| \left(\frac{T_{k_0,k}}{T_{k_0,k}^*} \right)^{k-k_0-1} - 1 \right|
\end{aligned}$$

where the last inequality holds since $T_{k_0,k}^* \leq 1$ (see 4.1). Thus to prove (4.7), it suffices to show

$$k^{\delta-1} \max_{0 \leq k_0 < h(k)} \left| \left(\frac{T_{k_0,k}}{T_{k_0,k}^*} \right)^{k-k_0-1} - 1 \right| \xrightarrow{P} 0 \quad (9.7)$$

To prove (9.7), we begin by showing

$$k^\delta \max_{0 \leq k_0 < h(k)} \left| \frac{T_{k_0,k}}{T_{k_0,k}^*} - 1 \right| \xrightarrow{P} 0. \quad (9.8)$$

In this direction, from (4.4), we observe that

$$k^\delta \max_{0 \leq k_0 < h(k)} \left| \frac{T_{k_0,k}}{T_{k_0,k}^*} - 1 \right| \leq \frac{1}{\min_{0 \leq h(k)} T_{k_0,k}^*} \max_{0 \leq k_0 < h(k)} \underbrace{k^\delta |T_{k_0,k} - T_{k_0,k}^*|}_{\Delta_k}$$

From (4.4), we have $\Delta_k \xrightarrow{P} 0$. Thus (9.8) holds as long as $\min_{0 \leq k_0 < h(k)} T_{k_0,k}^*$ is bounded away from 0 in probability. This can be easily seen as follows

$$\min_{0 \leq k_0 < h(k)} T_{k_0,k}^* \stackrel{d}{=} \min_{0 \leq k_0 < h(k)} \frac{\Gamma_{k-k_0-1}/(k-k_0-1)}{\Gamma_{k-k_0}/(k-k_0)} \geq 1 - \max_{k-h(k) \leq i < k} \left| \frac{\Gamma_i/i}{\Gamma_{i+1}/(i+1)} - 1 \right| \xrightarrow{a.s.} 1$$

where the last convergence is a direct consequence of (8.6) in Lemma 8.3.

In view of (8.36), for a subsequence, $\{k_l\}$ there exists a further subsequence \tilde{k} such that

$$\tilde{k}^\delta \max_{0 \leq k_0 < h(\tilde{k})} \left| \frac{T_{k_0,\tilde{k}}}{T_{k_0,\tilde{k}}^*} - 1 \right| \xrightarrow{a.s.} 0$$

This implies there exists M such that for every $\tilde{k} \geq M$ and $0 \leq k_0 < h(\tilde{k})$,

$$1 - \frac{\epsilon}{\tilde{k}^\delta} \leq \left(\frac{T_{k_0,\tilde{k}}}{T_{k_0,\tilde{k}}^*} \right)(\omega) \leq 1 + \frac{\epsilon}{\tilde{k}^\delta} \quad (9.9)$$

for all $\omega \in \Omega$ with $P[\Omega] = 1$. (9.9) further implies

$$\underbrace{\tilde{k}^{\delta-1} \left(\left(1 - \frac{\epsilon}{\tilde{k}^\delta} \right)^{\tilde{k}-h(\tilde{k})-1} - 1 \right)}_{-a_{\tilde{k}}} \leq \tilde{k}^{\delta-1} \left(\left(\frac{T_{k_0, \tilde{k}}}{T_{k_0, \tilde{k}}^*} \right)^{\tilde{k}-k_0-1} (\omega) - 1 \right) \leq \underbrace{\tilde{k}^{\delta-1} \left(\left(1 + \frac{\epsilon}{\tilde{k}^\delta} \right)^{\tilde{k}-1} - 1 \right)}_{b_{\tilde{k}}}$$

Therefore,

$$\tilde{k}^{\delta-1} \max_{0 \leq k_0 < h(\tilde{k})} \left| \left(\frac{T_{k_0, \tilde{k}}}{T_{k_0, \tilde{k}}^*} \right)^{\tilde{k}-k_0-1} (w) - 1 \right| \leq a_{\tilde{k}} \vee b_{\tilde{k}} \quad (9.10)$$

First observe that both the sequences $a_{\tilde{k}}$ and $b_{\tilde{k}}$ converge to ϵ as $\tilde{k} \rightarrow \infty$. Thereby, taking limsup w.r.t \tilde{k} on both sides of (9.10), we get

$$\limsup_{\tilde{k} \rightarrow \infty} \tilde{k}^{\delta-1} \max_{0 \leq k_0 < h(\tilde{k})} \left| \left(\frac{T_{k_0, \tilde{k}}}{T_{k_0, \tilde{k}}^*} \right)^{\tilde{k}-k_0-1} (w) - 1 \right| \leq \epsilon \quad (9.11)$$

Since (9.11) holds for all $\epsilon > 0$, we have

$$\tilde{k}^{\delta-1} \max_{0 \leq k_0 < h(\tilde{k})} \left| \left(\frac{T_{k_0, \tilde{k}}}{T_{k_0, \tilde{k}}^*} \right)^{\tilde{k}-k_0-1} (w) - 1 \right| \rightarrow 0$$

This entails the proof of convergence in probability of (9.7).

We next begin with the proof (4.8). To this end, we have

$$1 - P_{H_0}[\widehat{k}_0 = 0] = 1 - P_{H_0} \left[\underbrace{\bigcap_{i=0}^{f(k)} \{U_{i,k} < (1-q)^{ca^{k-i-1}}\}}_{A_k} \right]$$

where we shall show $P[A_k] \rightarrow 1 - q$ as follows.

$$\begin{aligned} P_{H_0}[A_k] &\leq P_{H_0} \left[\underbrace{A_k \cap \{k^{\delta-1} \max_{0 \leq i < f(k)} (U_{i,k} - U_{i,k}^*) < \epsilon\}}_{B_{1k}} \right] + P[\{k^{\delta-1} \max_{0 \leq i < f(k)} (U_{i,k} - U_{i,k}^*) > \epsilon\}] \\ &\leq P_{H_0} \left[\underbrace{\bigcap_{i=0}^{f(k)} \{U_{i,k}^* < (1-q)^{ca^{k-i-1}} + \epsilon k^{1-\delta}\}}_{A_{1k}^*} \right] + P[B_{1k}^c] \quad (\text{since } A_k \cap B_{1k} \implies A_{1k}^*) \end{aligned}$$

where $P[B_{1k}^c] \rightarrow 0$ by (4.7). It remain to show $P_{H_0}[A_{1k}^*] \rightarrow 1 - q$. In this direction, we observe that

$$\begin{aligned} P_{H_0}[A_{1k}^*] &= \prod_{i=0}^{f(k)} (1-q)^{ca^{k-i-1}} \prod_{i=0}^{f(k)} \left(1 + \frac{\epsilon k^{1-\delta}}{(1-q)^{ca^{k-i-1}}}\right) \\ &\leq \underbrace{\left(1-q\right)^{\frac{a^{(k-1)} - a^{(k-f(k)-2)}}{a^{(k-1)} - 1}}}_{c_{0k}} \underbrace{\left(1 + \frac{\epsilon}{(1-q)k^{\delta-1}}\right)^{f(k)}}_{c_{1k}} \quad (\text{since } (1-q)^{ca^{k-i-1}} \geq (1-q)) \end{aligned}$$

Now for $f(k) \rightarrow \infty$, $c_{0k} \rightarrow 1 - q$. For $f(k) = O(k^{\delta-1})$, $\limsup_{k \rightarrow \infty} c_{1k} \leq (1 + M\epsilon/(1-q))$ for some $M > 0$. Thus

$$\limsup_{k \rightarrow \infty} P_{H_0}[A_{1k}^*] \leq (1-q) + M\epsilon$$

holds for every $\epsilon > 0$ which implies $\limsup_{k \rightarrow \infty} P_{H_0}[A_{1k}^*] \leq (1-q)$. Additionally,

$$\begin{aligned} P_{H_0}[A_k] &\geq P_{H_0}\left[A_k \cap \underbrace{\left\{k^{\delta-1} \max_{0 \leq i < f(k)} (U_{i,k} - U_{i,k}^*) > -\epsilon\right\}}_{B_{2k}}\right] \\ &\geq P_{H_0}\left[\underbrace{\bigcap_{i=0}^{f(k)} \{U_{i,k}^* < (1-q)^{ca^{k-i-1}} - \epsilon k^{1-\delta}\}}_{A_{2k}^*}\right] - P_{H_0}[B_{2k}^c] \quad (\text{since } A_{2k}^* \cap B_{2k} \implies A_k \cap B_{2k}) \end{aligned}$$

where $P[B_{2k}^c] \rightarrow 0$ by (4.7). It remain to show $P_{H_0}[A_{2k}^*] \rightarrow 1 - q$. In this direction, we observe that

$$\begin{aligned} P_{H_0}[A_{2k}^*] &= \prod_{i=0}^{f(k)} (1-q)^{ca^{k-i-1}} \prod_{i=0}^{f(k)} \left(1 - \frac{\epsilon k^{1-\delta}}{(1-q)^{ca^{k-i-1}}}\right) \\ &\geq \underbrace{\left(1-q\right)^{\frac{a^{(k-1)} - a^{(k-f(k)-2)}}{a^{(k-1)} - 1}}}_{c_{0k}} \underbrace{\left(1 - \frac{\epsilon}{(1-q)k^{\delta-1}}\right)^{f(k)}}_{c_{2k}} \quad (\text{since } (1-q)^{ca^{k-i-1}} \geq (1-q)) \end{aligned}$$

Now for $f(k) \rightarrow \infty$, $c_{0k} \rightarrow 1 - q$. For $f(k) = O(k^{\delta-1})$, $\limsup_{k \rightarrow \infty} c_{2k} \geq (1 - M\epsilon/(1-q))$ for some $M > 0$. Thus

$$\limsup_{k \rightarrow \infty} P_{H_0}[A_{2k}^*] \geq (1-q) - M\epsilon$$

holds for every $\epsilon > 0$ which implies $\limsup_{k \rightarrow \infty} P_{H_0}[A_{2k}^*] \geq (1-q)$.

Thus $\lim_{k \rightarrow \infty} P_{H_0}[A_{2k}^*] = 1 - q$. This completes the proof. \square