
Predictive State Recurrent Neural Networks

Carlton Downey

Department of Machine Learning
Carnegie Mellon University
Pittsburgh, PA 15213
cmdowney@cs.cmu.edu

Ahmed Hefny

Department of Machine Learning
Carnegie Mellon University
Pittsburgh, PA, 15213
ahefny@cs.cmu.edu

Boyue Li

Department of Machine Learning
Carnegie Mellon University
Pittsburgh, PA, 15213
boyue@cs.cmu.edu

Byron Boots

School of Interactive Computing
Georgia Tech
Atlanta, GA, 30332
bboots@cc.gatech.edu

Geoff Gordon

Department of Machine Learning
Carnegie Mellon University
Pittsburgh, PA, 15213
ggordon@cs.cmu.edu

Abstract

We present a new model, Predictive State Recurrent Neural Networks (PSRNNs), for filtering and prediction in dynamical systems. PSRNNs draw on insights from both Recurrent Neural Networks (RNNs) and Predictive State Representations (PSRs), and inherit advantages from both types of models. Like many successful RNN architectures, PSRNNs use (potentially deeply composed) bilinear transfer functions to combine information from multiple sources. We show that such bilinear functions arise naturally from state updates in Bayes filters like PSRs, in which observations can be viewed as gating belief states. We also show that PSRNNs can be learned effectively by combining Backpropagation Through Time (BPTT) with an initialization derived from a statistically consistent learning algorithm for PSRs called two-stage regression (2SR). Finally, we show that PSRNNs can be factorized using tensor decomposition, reducing model size and suggesting interesting connections to existing multiplicative architectures such as LSTMs. We applied PSRNNs to 4 datasets, and showed that we outperform several popular alternative approaches to modeling dynamical systems in all cases.

1 Introduction

Learning to predict temporal sequences of observations is a fundamental challenge in a range of disciplines including machine learning, robotics, and natural language processing. While there are a wide variety of different approaches to modelling time series data, many of these approaches can be categorized as either recursive Bayes Filtering or Recurrent Neural Networks.

Bayes Filters (BFs) [1] focus on modeling and maintaining a belief state: a set of statistics, which, if known at time t , are sufficient to predict all future observations as accurately as if we know the full history. The belief state is generally interpreted as the statistics of a distribution over the latent state of the data generating process conditioned on history. BFs recursively update the belief state by

conditioning on new observations using Bayes rule. Examples of common BFs include sequential filtering in Hidden Markov Models (HMMs) [2] and Kalman Filters (KFs) [3].

Predictive State Representations [4] (PSRs) are a variation on Bayes filters that do not define system state explicitly, but proceed directly to a representation of state as the statistics of a distribution of features of *future observations*, conditioned on history. By defining the belief state in terms of observables rather than latent states, PSRs can be easier to learn than other filtering methods [5–7]. PSRs also support rich functional forms through kernel mean map embeddings [8], and a natural interpretation of model update behavior as a gating mechanism. We note this last is not unique to PSRs, as it is also possible to interpret the model updates of other BFs such as HMMs in terms of gating.

Due to their probabilistic grounding, BFs and PSRs possess a strong statistical theory leading to efficient learning algorithms. In particular, method-of-moments algorithms provide consistent parameter estimates for a range of BFs including PSRs [5, 7, 9–11]. Unfortunately, current versions of method of moments initialization restrict BFs to relatively simple functional forms such as linear-Gaussian (KFs) or linear-multinomial (HMMs).

Recurrent Neural Networks (RNNs) are an alternative to BFs that model sequential data via a parameterized internal state and update function. In contrast to BFs, RNNs are directly trained to minimize output prediction error, without adhering to any axiomatic probabilistic interpretation. Examples of popular RNN models include Long-Short Term Memory networks [12] (LSTMs), Gated Recurrent Units [13] (GRUs), and simple recurrent networks such as Elman networks [14].

RNNs have several advantages over BFs. Their flexible functional form supports large, rich models. And, RNNs can be paired with simple gradient-based training procedures that achieve state-of-the-art performance on many tasks [15]. RNNs have drawbacks however: unlike BFs, RNNs lack an axiomatic probabilistic interpretation, and are therefore difficult to analyze. Furthermore, despite strong performance in some domains, RNNs are notoriously difficult to train; in particular it is difficult to find good initializations.

In summary, RNNs and BFs offer complementary advantages and disadvantages: RNNs offer rich functional forms at the cost of statistical insight, while BFs possess a sophisticated statistical theory but are restricted to simpler functional forms in order to maintain tractable training and inference. By drawing insights from both Bayes Filters *and* RNNs we develop a novel hybrid model, Predictive State Recurrent Neural Networks (PSRNNs). Like many successful RNN architectures, PSRNNs use (potentially deeply composed) bilinear transfer functions to combine information from multiple sources. We show that such bilinear functions arise naturally from state updates in Bayes filters like PSRs, in which observations can be viewed as gating belief states. We show that PSRNNs directly generalize discrete PSRs, and can be learned effectively by combining Backpropagation Through Time (BPTT) with an approximately consistent method-of-moments initialization called two-stage regression (2SR). We also show that PSRNNs can be factorized using tensor decomposition, reducing model size and suggesting interesting connections to existing multiplicative architectures such as LSTMs. Finally, we note that our initialization for PSRNNs is approximately consistent in the case of discrete data.

2 Related Work

It is well known that a principled initialization can greatly increase the effectiveness of local search heuristics. For example, Boots [16] and Zhang et al. [17] use subspace ID to initialize EM for linear dynamical systems, and Ko and Fox [18] use N4SID [19] to initialize GP-Bayes filters.

Existing work similar to ours can be organized into two main categories: 1) methods which attempt to use BFs to initialize RNNs [20, 21]; and 2) methods which attempt to use BPTT to refine Bayes Filters [22, 23]. Researchers have been experimenting with the latter strategy for several decades [23].

Pasa et al. [20] propose an HMM-based pre-training algorithm for RNNs by first training an HMM, then using this HMM to generate a new, simplified dataset, and, finally, initializing the RNN weights by training the RNN on this dataset.

Belanger and Kakade [21] propose a two-stage algorithm for learning a KF on text data. Their approach consists of a spectral initialization, followed by fine tuning via BPTT. They show that

this approach has clear advantages over either spectral learning or BPTT in isolation. Despite these advantages, KFs make restrictive linear-Gaussian assumptions that preclude their use on many interesting problems.

Downey et al. [22] propose a two-stage algorithm for learning discrete PSRs, consisting of a spectral initialization followed by BPTT. While this work is similar in spirit, it is still an attempt to optimize a BF using BPTT rather than an attempt to construct a true hybrid model. This results in several key differences: they focus on the discrete setting, and they optimize only a subset of the model parameters.

3 Background

3.1 Predictive State Representations

Predictive state representations (PSRs) [4] are a class of models for filtering, prediction, and simulation of discrete time dynamical systems. PSRs provide a compact representation of a dynamical system by representing state as a set of predictions of features of future observations.

We define a predictive state $q_t = q_{t|t-1} = E[f_t | h_t]$, where $f_t = f(o_{t:t+k-1})$ is a vector of features of future observations and $h_t = h(o_{1:t-1})$ is a vector of features of historical observations. The features are selected such that q_t determines the distribution of future observations $P(o_{t:t+k-1} | o_{1:t-1})$.¹ Filtering is the process of mapping a predictive state q_t to q_{t+1} conditioned on o_t , while prediction maps a predictive state $q_t = q_{t|t-1}$ to $q_{t+k|t-1} = E[f_{t+k} | o_{1:t-1}]$ without intervening observations.

PSRs were originally developed for discrete data as a generalization of existing Bayes Filters such as HMMs [4]. However, by leveraging the recent concept of Hilbert Space embeddings of distributions [24], which can be used to embed the PSR in a Hilbert Space, we can generalize the PSR to continuous observations [8]. Hilbert Space Embeddings of PSRs (HSE-PSRs) [8] represent the state as one or more nonparametric conditional embedding operators in a Reproducing Kernel Hilbert Space (RKHS) [25] and use Kernel Bayes Rule (KBR) [24] to estimate, predict, and update the state.

For a full treatment of HSE-PSRs see [8]. Let k_f, k_h, k_o be translation invariant kernels [26] defined on f_t, h_t , and o_t respectively. We use Random Fourier Features [26] (RFF) to define projections $\phi_t = RFF(f_t)$, $\eta_t = RFF(h_t)$, and $\omega_t = RFF(o_t)$ such that $k_f(f_i, f_j) = \phi_i^T \phi_j$, $k_h(h_i, h_j) = \eta_i^T \eta_j$, $k_o(o_i, o_j) = \omega_i^T \omega_j$. Using this notation, the HSE-PSR predictive state is $q_t = E[\phi_t | \eta_t]$. Formally an HSE-PSR (hereafter simply referred to as a PSR) consists of an initial state b_1 , a 3-mode update tensor W , and a 3-mode normalization tensor Z . The PSR update equation is

$$q_{t+1} = (W \times_3 q_t) (Z \times_3 q_t)^{-1} \times_2 o_t. \quad (1)$$

3.2 Two-stage Regression

Hefny et al. [7] show that PSRs can be learned by solving a sequence of regression problems. This approach, referred to as *Two-Stage Regression* or 2SR, is fast, statistically consistent, and reduces to simple linear algebra operations. In 2SR the PSR model parameters q_1 , W , and Z are learned via the following set of equations:

$$q_1 = \frac{1}{T} \sum_{t=1}^T \phi_t \quad (2)$$

$$W = \left(\sum_{t=1}^T \phi_{t+1} \otimes \omega_t \otimes \eta_t \right) \left(\sum_{t=1}^T \eta_t \otimes \phi_t \right)^+ \quad (3)$$

$$Z = \left(\sum_{t=1}^T \omega_t \otimes \omega_t \otimes \eta_t \right) \left(\sum_{t=1}^T \eta_t \otimes \phi_t \right)^+. \quad (4)$$

¹For convenience we assume that the system is k -observable: that is, the distribution of all future observations is determined by the distribution of the next k observations. (Note: not by the next k observations themselves.) At the cost of additional notation, this restriction could easily be lifted.

where $\sum_{t=1}^T \phi_{t+1} \otimes \omega_t \otimes \eta_t$, $\sum_{t=1}^T \omega_t \otimes \omega_t \otimes \eta_t$ and $\sum_{t=1}^T \eta_t \otimes \phi_t$ are all estimated via regression. Here $+$ is the Moore-Penrose pseudo-inverse. We note that multiplying by the pseudo-inverse is also equivalent to solving a least squares regression problem, hence the name 2SR. Finally in practice we use ridge regression in order to improve model stability, and minimize the destabilizing effect of rare events while preserving consistency. Once we learn model parameters, we can apply the filtering equation (1) to obtain predictive states $q_{1:T}$. In some settings (such as the case of discrete data) it is possible to predict observations directly from the state; however, in order to generalize to the continuous setting with RFF features we train a regression model to predict ω_t from q_t . With RFF features, linear regression has been sufficient for our purposes.²

3.3 Tensor Decomposition

The tensor Canonical Polyadic decomposition (CP decomposition) [27] can be viewed as a generalization of the Singular Value Decomposition (SVD) to tensors. If $T \in \mathbb{R}^{(d_1 \times \dots \times d_k)}$ is a tensor, then a CP decomposition of T is:

$$T = \sum_{i=1}^m a_i^1 \otimes a_i^2 \otimes \dots \otimes a_i^k$$

where $a_i^j \in \mathbb{R}^{d_j}$ and \otimes is the Kronecker product. The rank of T is the minimum m such that the above equality holds. In other words, the CP decomposition represents T as a sum of rank-1 tensors.

4 Predictive State Recurrent Neural Networks

In this section we introduce Predictive State Recurrent Neural Networks (PSRNNs), a new RNN architecture inspired by PSRs. PSRNNs allow for a principled initialization and refinement via BPTT. The key contributions which led to the development of PSRNNs are: 1) a new normalization scheme for PSRs which allows for effective refinement via BPTT; 2) the extension of the 2SR algorithm to a multilayered architecture; and 3) the optional use of a tensor decomposition to obtain a more scalable model.

4.1 Architecture

The basic building block of a PSRNN is a 3-mode tensor, which can be used to compute a bilinear combination of two input vectors. We note that, while bilinear operators are not a new development (e.g., they have been widely used in a variety of systems engineering and control applications for many years [28]), the current paper shows how to chain these bilinear components together into a powerful new predictive model.

Let q_t and o_t be the state and observation at time t . Let W be a 3-mode tensor, and let q be a vector. The 1-layer state update for a PSRNN is defined as:

$$q_{t+1} = \frac{W \times_2 o_t \times_3 q_t + b}{\|W \times_2 o_t \times_3 q_t + b\|_2} \quad (5)$$

Here the 3-mode tensor of weights W and the bias vector b are the model parameters.³ This architecture is illustrated in Figure 1a. It is similar, but not identical, to the PSR update (Eq. 1); sec 3.1 gives more detail on the relationship.

This model may appear simple, but crucially the tensor contraction $W \times_2 o_t \times_3 q_t$ integrates information from b_t and o_t multiplicatively, and acts as a gating mechanism, as discussed in more detail in section 5.

The typical approach used to increase modeling capability for BF's (including PSRs) is to use an initial fixed nonlinearity to map inputs up into a higher-dimensional space [29, 28]. However, a multilayered

²Note that we can train a regression model to predict any quantity from the state. This is useful for general sequence-to-sequence mapping models. However, in this work we focus on predicting future observations.

³We define $A \times_p B$ to be the tensor contraction of A and B along the p th mode, e.g., $[W \times_2 q]_{i,j} = \sum_k W_{i,k,j} q_k$.

architecture typically offers higher representation power for a given number of parameters [30]. We now present a Multilayer PSRNN architecture which benefits from both of the above.

To obtain a multilayer PSRNN, we stack the 1-layer blocks of Eq. (5) by providing the output of one layer as the observation for the next layer. (The state input for each layer remains the same.) In this way we can obtain arbitrarily deep RNNs. This architecture is displayed in Figure 1b.

We choose to chain on the observation (as opposed to on the state) as this architecture leads to a natural extension of 2SR to multilayered models (see Sec. 3.1). In addition, this architecture is consistent with the typical approach for constructing multilayered LSTMs/GRUs [12]. Finally, this architecture is suggested by the full normalized form of an HSE PSR, where the observation is passed through two layers.

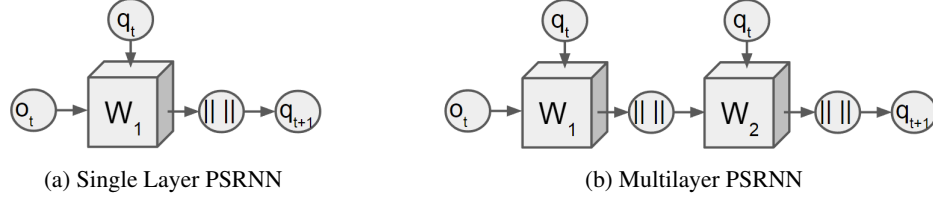


Figure 1: PSRNN architecture: See equation 5 for details. We omit bias terms to avoid clutter.

4.2 Learning PSRNNs

There are two components to learning PSRNNs: an initialization procedure followed by gradient-based refinement. We first show how a statistically consistent 2SR algorithm derived for PSRs can be used to initialize the PSRNN model; this model can then be refined via BPTT. We omit BPTT equations as they are similar to existing literature, and can be easily obtained via automatic differentiation in a neural network library such as PyTorch or TensorFlow.

The Kernel Bayes Rule portion of the PSR update (equation 1) can be separated into two terms: $(W \times_3 q_t)$ and $(Z \times_3 q_t)^{-1}$. The first term corresponds to calculating the joint distribution, while the second term corresponds to normalizing the joint to obtain the conditional distribution. In the discrete case, this is equivalent to dividing the joint distribution of f_{t+1} and o_t by the marginal of o_t ; see [31] for details. If we remove the normalization term, and replace it with two-norm normalization, the PSR update becomes $q_{t+1} = \frac{W \times_3 q_t \times_2 o_t}{\|W \times_3 q_t \times_2 o_t\|}$, which corresponds to calculating the joint distribution (up to a scale factor), and has the same functional form as our single-layer PSRNN update equation (up to bias).

It is not immediately clear that this modification is reasonable. We show in appendix A that our algorithm is consistent in the discrete (realizable) setting; however, to our current knowledge we lose the consistency guarantees of the 2SR algorithm in the full continuous setting. Despite this we determined experimentally that replacing full normalization with two-norm normalization appears to have a minimal effect on model performance prior to refinement, and results in improved performance after refinement. Finally, we note that working with the (normalized) joint distribution in place of the conditional distribution is a commonly made simplification in the systems literature, and has been shown to work well in practice [32].

The adaptation of the two-stage regression algorithm of Hefny et al. [7] described above allows us to initialize 1-layer PSRNNs; however, it is not immediately clear how to extend this approach to multilayered PSRNNs. But, suppose we have learned a 1-layer PSRNN P using two-stage regression. We can use P to perform filtering on a dataset to generate a sequence of estimated states $\hat{q}_1, \dots, \hat{q}_n$. According to the architecture described in Figure 1b, these states are treated as observations in the second layer. Therefore we can initialize the second layer by an additional iteration of two-stage regression *using our estimated states $\hat{q}_1, \dots, \hat{q}_n$ in place of observations*. This process can be repeated as many times as desired to initialize an arbitrarily deep PSRNN. If the first layer were learned perfectly, the second layer would be superfluous, however, in practice, we observe that the second layer is able to learn to improve on the first layer’s performance.

Once we have obtained a PSRNN using the 2SR approach described above, we can use BPTT to refine the PSRNN. BPPT unrolls the state update over time to generate a feedforward neural network with

tied weights, which can then be used to perform gradient descent updates on the model parameters. We note that one of the we choose to use 2-norm divisive normalization because it is not practical to perform BPTT through the matrix inverse required in PSRs. We observe that 2SR provides us with an initialization which converges to a good local optimum.

4.3 Factorized PSRNNs

In this section we show how the PSRNN model can be factorized to reduce the number of parameters prior to applying BPTT.

Let (W, b_0) be a PSRNN block. Suppose we decompose W using CP decomposition to obtain

$$W = \sum_{i=1}^n a_i \otimes b_i \otimes c_i$$

Let A (similarly B, C) be the matrix whose i th row is a_i (respectively b_i, c_i). Then the PSRNN state update (equation (5)) becomes (up to normalization):

$$q_{t+1} = W \times_2 o_t \times_3 q_t + b \quad (6)$$

$$= (A \otimes B \otimes C) \times_2 o_t \times_3 q_t + b \quad (7)$$

$$= A^T (B o_t \odot C q_t) + b \quad (8)$$

where \odot is the Hadamard product. We call a PSRNN of this form a *factorized PSRNN*. This model architecture is illustrated in Figure 2. Using a factorized PSRNN provides us with complete control over the size of our model via the rank of the factorization. Importantly, it decouples the number of model parameters from the number of states, allowing us to set these two hyperparameters independently.

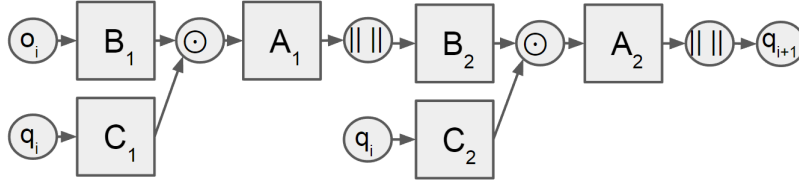


Figure 2: Factorized PSRNN Architecture

We determined experimentally that factorized PSRNNs are poorly conditioned when compared with PSRNNs, due to very large and very small numbers often occurring in the CP decomposition. To alleviate this issue, we need to initialize the bias b in a factorized PSRNN to be a small multiple of the mean state. This acts to stabilize the model, regularizing gradients and preventing us from moving away from the good local optimum provided by 2SR.

We note that a similar stabilization happens automatically in randomly initialized RNNs: after the first few iterations the gradient updates cause the biases to become non-zero, stabilizing the model and resulting in subsequent gradient descent updates being reasonable. Initialization of the biases is only a concern for us because we do not want the original model to move away from our carefully prepared initialization due to extreme gradients during the first few steps of gradient descent.

In summary, we can learn factorized PSRNNs by first using 2SR to initialize a PSRNN, then using CP decomposition to factorize the tensor model parameters to obtain a factorized PSRNN, then applying BPTT to the refine the factorized PSRNN.

5 Discussion

The value of bilinear units in RNNs was the focus of recent work by Wu et al [33]. They introduced the concept of Multiplicative Integration (MI) units — components of the form $Ax \odot By$ — and showed that replacing additive units by multiplicative ones in a range of architectures leads to significantly improved performance. As Eq. (8) shows, factorizing W leads precisely to an architecture with MI units.

Modern RNN architectures such as LSTMs and GRUs are known to outperform traditional RNN architectures on many problems [12]. While the success of these methods is not fully understood, much of it is attributed to the fact that these architectures possess a gating mechanism which allows them both to remember information for a long time, and also to forget it quickly. Crucially, we note that PSRNNs also allow for a gating mechanism. To see this consider a single entry in the factorized PSRNN update (omitting normalization).

$$[q_{t+1}]_i = \sum_j A_{ji} \left(\sum_k B_{jk}[o_t]_k \odot \sum_l C_{jl}[q_t]_l \right) + b \quad (9)$$

The current state q_t will only contribute to the new state if the function $\sum_k B_{jk}[o_t]_k$ of o_t is non-zero. Otherwise o_t will cause the model to forget this information: the bilinear component of the PSRNN architecture naturally achieves gating.

We note that similar bilinear forms occur as components of many successful models. For example, consider the (one layer) GRU update equation:

$$\begin{aligned} z_t &= \sigma(W_z o_t + U_z q_t + c_z) \\ r_t &= \sigma(W_r o_t + U_r q_t + c_r) \\ q_{t+1} &= z_t \odot q_t + (1 - z_t) \odot \sigma(W_h o_t + U_h(r_t \odot q_t) + c_h) \end{aligned}$$

The GRU update is a convex combination of the existing state q_t and and update term $W_h o_t + U_h(r_t \odot q_t) + c_h$. We see that the core part of this update term $U_h(r_t \odot q_t) + c_h$ bears a striking similarity to our factorized PSRNN update. The PSRNN update is simpler, though, since it omits the nonlinearity $\sigma(\cdot)$, and hence is able to combine pairs of linear updates inside and outside $\sigma(\cdot)$ into a single matrix.

Finally, we would like to highlight the fact that, as discussed in section 5, the bilinear form shared in some form by these models (including PSRNNs) resembles the first component of the Kernel Bayes Rule update function. This observation suggests that bilinear components are a natural structure to use when constructing RNNs, and may help explain the success of the above methods over alternative approaches. This hypothesis is supported by the fact that there are no activation functions (other than divisive normalization) present in our PSRNN architecture, yet it still manages to achieve strong performance.

6 Experimental Setup

In this section we describe the datasets, models, model initializations, model hyperparameters, evaluation metrics used in our experiments. All models were implemented using the PyTorch framework in Python. We plan to release code for these experiments soon.

We use the following datasets in our experiments:

- **Penn Tree Bank (PTB)** This is a standard benchmark in the NLP community [34]. Due to hardware limitations we use a train/test split of 120780/124774 characters.
- **Swimmer** We consider the 3-link simulated swimmer robot from the open-source package OpenAI gym.⁴ The observation model returns the angular position of the nose as well as the angles of the two joints. We collect 25 trajectories from a robot that is trained to swim forward (via the cross entropy with a linear policy), with a train/test split of 20/5.
- **Mocap** This is a Human Motion Capture dataset consisting of 48 skeletal tracks from three human subjects collected while they were walking. The tracks have 300 timesteps each, and are from a Vicon motion capture system. We use a train/test split of 40/8. Features consist of the 3D positions of the skeletal parts (e.g., upper back, thorax, clavicle).
- **Handwriting** This is a digit database available on the UCI repository [35, 36] created using a pressure sensitive tablet and a cordless stylus. Features are x and y tablet coordinates and pressure levels of the pen at a sampling rate of 100 milliseconds. We use 25 trajectories with a train/test split of 20/5.

⁴<https://gym.openai.com/>

We note that, given the diversity of these datasets, it is a challenge for one method to perform well on all of them.

Models compared are LSTMs [28], GRUs [13], basic RNNs [14], KFs [3], PSRNNs, and factorized PSRNNs. All models except KFs consist of a linear encoder, a recurrent module, and a linear decoder. The encoder maps observations to a compressed representation; it can be viewed as a word embedding in the context of text data. The recurrent module maps a state and an observation to a new state and an output. The decoder maps an output to a predicted observation.⁵

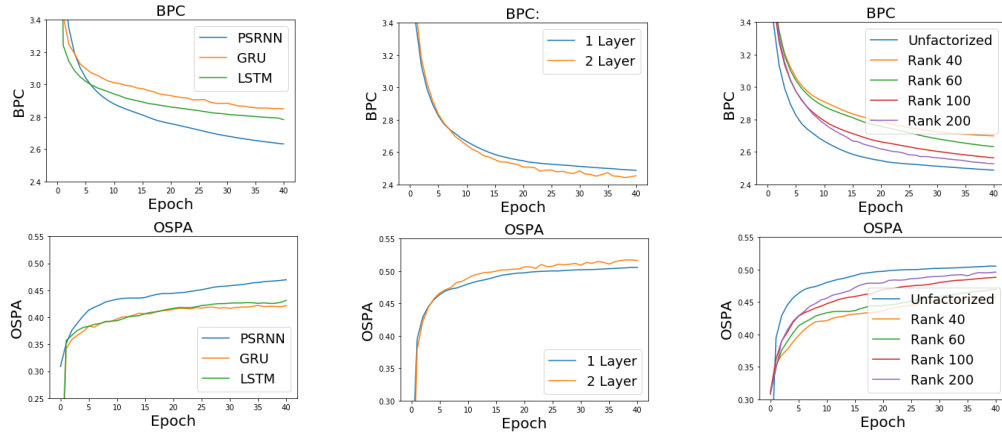
We initialize the LSTMs and RNNs with random weights and zero biases according to the Xavier initialization scheme [37]. We initialize the the KF using the 2SR algorithm described in [7]. We initialize PSRNN and factorized PSRNN weights as described in section 3.1. We note that if we initialize PSRNNs or Factorized PSRNNs using random weights, BPTT fails and we cannot learn a usable model.

In two-stage regression we use a ridge-regression parameter of $10^{(-2)}n$ where n is the number of training examples (this is consistent with the values suggested in [8]). (Experiments show that our approach works well for a wide variety of hyperparameter values.) We use a horizon of 1 in the PTB experiments, and a horizon of 10 in all continuous experiments. We use 2000 RFFs from a Gaussian kernel, selected according to the method of [26], and with the kernel width selected as the median pairwise distance. We use 20 hidden states, and a fixed learning rate of 1 in all experiments. We use a BPTT horizon of 35 in the PTB experiments, and an infinite BPTT horizon in all other experiments. All models are single layer unless stated otherwise.

We optimize models on the PTB using Bits Per Character (BPC) and evaluate them using both BPC and one-step prediction accuracy (OSPA). We optimize and evaluate all continuous experiments using the Mean Squared Error (MSE).

7 Results

In Figure 3a we compare performance of LSTMs, GRUs, and Factorized PSRNNs on PTB, where all models have the same number of states and approximately the same number of parameters. To achieve this we use a factorized PSRNN of rank 60. We see that the factorized PSRNN significantly outperforms LSTMs and GRUs on both metrics.



(a) BPC and OSPA on PTB. All models have the same number of states and approximately the same number of parameters. (b) Comparison between 1- and 2-layer PSRs on PTB. (c) Cross-entropy and prediction accuracy on Penn Tree Bank for PSRNNs and factorized PSRNNs of various rank.

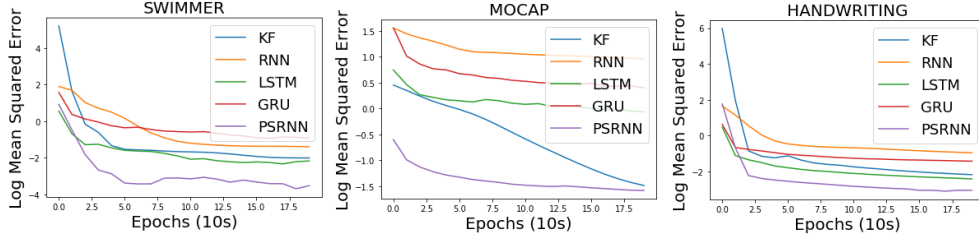
Figure 3: PTB Experiments

⁵This is a standard RNN architecture; e.g., a PyTorch implementation of this architecture for text prediction can be found at https://github.com/pytorch/examples/tree/master/word_language_model.

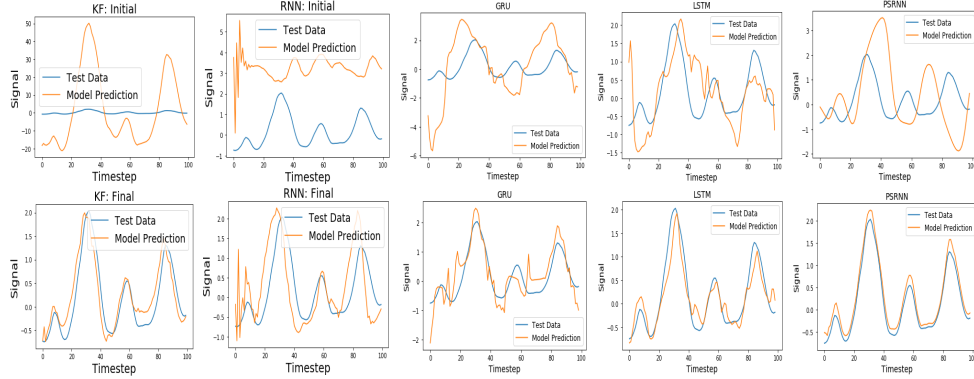
In Figure 3b we compare the performance of 1 and 2 layer PSRNNs on PTB. We see that adding an additional layer significantly improves performance.

In Figure 3c we compare PSRNNs with factorized PSRNNs on the PTB. We see that PSRNNs outperform factorized PSRNNs regardless of rank, even when the factorized PSRNN has significantly more model parameters. (In this experiment, factorized PSRNNs of rank 7 or greater have more model parameters than a plain PSRNN.) This observation makes sense, as the PSRNN provides a simpler optimization surface: The tensor multiplication in each layer of a PSRNN is linear with respect to the model parameters, while the tensor multiplication in each layer of a Factorized PSRNN is bilinear. One obvious question raised by this result is whether we can represent LSTMs or GRUs in a similar factorized form.

In addition, we see that higher-rank factorized models outperform lower-rank ones. However, it is worth noting that even models with low rank still perform well, as demonstrated by our rank 40 model still outperforming GRUs and LSTMs, despite having fewer parameters.



(a) MSE vs Epoch on the Swimmer, Mocap, and Handwriting datasets



(b) Test Data vs Model Prediction on a single feature of Swimmer. The first row shows initial performance. The second row shows performance after training. In order the columns show KF, RNN, GRU, LSTM, and PSRNN.

Figure 4: Swimmer, Mocap, and Handwriting Experiments

In Figure 4a we compare model performance on the Swimmer, Mocap, and Handwriting datasets. We see that PSRNNs significantly outperform alternative approaches on all datasets.

In Figure 4b we attempt to gain insight into why using 2SR to initialize our models is so beneficial. We visualize the the one step model predictions before and after BPTT. We see that the behavior of the initialization has a large impact on the behavior of the refined model. For example the initial (incorrect) oscillatory behavior of the RNN in the second column is preserved even after gradient descent.

8 Conclusions

We present PSRNNs: a new approach for modelling time-series data that hybridizes Bayes filters with RNNs. PSRNNs have both a principled initialization procedure and a rich functional form. The basic PSRNN block consists of a 3-mode tensor, corresponding to bilinear combination of the state and observation, followed by divisive normalization. These blocks can be arranged in layers to increase the expressive power of the model. We showed that tensor CP decomposition can be used to obtain

factorized PSRNNs, which allow flexibly selecting the number of states and model parameters. We showed how factorized PSRNNs can be viewed as both an instance of Kernel Bayes Rule and a gated architecture, and discussed links to existing multiplicative architectures such as LSTMs. We applied PSRNNs to 4 datasets and showed that we outperform alternative approaches in all cases.

References

- [1] Sam Roweis and Zoubin Ghahramani. A unifying review of linear gaussian models. *Neural Comput.*, 11(2):305–345, February 1999. ISSN 0899-7667. doi: 10.1162/089976699300016674. URL <http://dx.doi.org/10.1162/089976699300016674>.
- [2] Leonard E. Baum and Ted Petrie. Statistical inference for probabilistic functions of finite state markov chains. *The Annals of Mathematical Statistics*, 37:1554–1563, 1966.
- [3] R. E. Kalman. A new approach to linear filtering and prediction problems. *ASME Journal of Basic Engineering*, 1960.
- [4] Michael L. Littman, Richard S. Sutton, and Satinder Singh. Predictive representations of state. In *Advances In Neural Information Processing Systems 14*, pages 1555–1561. MIT Press, 2001.
- [5] Byron Boots, Sajid Siddiqi, and Geoffrey Gordon. Closing the learning planning loop with predictive state representations. *International Journal of Robotics Research (IJRR)*, 30:954–956, 2011.
- [6] Byron Boots and Geoffrey Gordon. An online spectral learning algorithm for partially observable nonlinear dynamical systems. In *Proceedings of the 25th National Conference on Artificial Intelligence (AAAI)*, 2011.
- [7] Ahmed Hefny, Carlton Downey, and Geoffrey J. Gordon. Supervised learning for dynamical system learning. In *Advances in Neural Information Processing Systems 28: Annual Conference on Neural Information Processing Systems 2015, December 7-12, 2015, Montreal, Quebec, Canada*, pages 1963–1971, 2015.
- [8] Byron Boots, Geoffrey J. Gordon, and Arthur Gretton. Hilbert space embeddings of predictive state representations. *CoRR*, abs/1309.6819, 2013. URL <http://arxiv.org/abs/1309.6819>.
- [9] Daniel J. Hsu, Sham M. Kakade, and Tong Zhang. A spectral algorithm for learning hidden markov models. *CoRR*, abs/0811.4413, 2008.
- [10] Amirreza Shaban, Mehrdad Farajtabar, Bo Xie, Le Song, and Byron Boots. Learning latent variable models by improving spectral solutions with exterior point methods. In *Proceedings of The International Conference on Uncertainty in Artificial Intelligence (UAI)*, 2015.
- [11] Peter Van Overschee and Bart De Moor. N4sid: numerical algorithms for state space subspace system identification. In *Proc. of the World Congress of the International Federation of Automatic Control, IFAC*, volume 7, pages 361–364, 1993.
- [12] Sepp Hochreiter and Jürgen Schmidhuber. Long short-term memory. *Neural Comput.*, 9(8):1735–1780, November 1997. ISSN 0899-7667. doi: 10.1162/neco.1997.9.8.1735. URL <http://dx.doi.org/10.1162/neco.1997.9.8.1735>.
- [13] KyungHyun Cho, Bart van Merriënboer, Dzmitry Bahdanau, and Yoshua Bengio. On the properties of neural machine translation: Encoder-decoder approaches. *CoRR*, abs/1409.1259, 2014. URL <http://arxiv.org/abs/1409.1259>.
- [14] Jeffrey L. Elman. Finding structure in time. *COGNITIVE SCIENCE*, 14(2):179–211, 1990.
- [15] Ilya Sutskever, Oriol Vinyals, and Quoc V. Le. Sequence to sequence learning with neural networks. *CoRR*, abs/1409.3215, 2014. URL <http://arxiv.org/abs/1409.3215>.
- [16] Byron Boots. Learning stable linear dynamical systems. *Online]. Avail.:* https://www.ml.cmu.edu/research/dap-papers/dap_boots.pdf, 2009.
- [17] Yuchen Zhang, Xi Chen, Denny Zhou, and Michael I Jordan. Spectral methods meet em: A provably optimal algorithm for crowdsourcing. In *Advances in neural information processing systems*, pages 1260–1268, 2014.

- [18] Jonathan Ko and Dieter Fox. Learning gp-bayesfilters via gaussian process latent variable models. *Autonomous Robots*, 30(1):3–23, 2011.
- [19] Peter Van Overschee and Bart De Moor. N4sid: Subspace algorithms for the identification of combined deterministic-stochastic systems. *Automatica*, 30(1):75–93, January 1994. ISSN 0005-1098. doi: 10.1016/0005-1098(94)90230-5. URL [http://dx.doi.org/10.1016/0005-1098\(94\)90230-5](http://dx.doi.org/10.1016/0005-1098(94)90230-5).
- [20] Luca Pasa, Alberto Testolin, and Alessandro Sperduti. A hmm-based pre-training approach for sequential data. In *22th European Symposium on Artificial Neural Networks, ESANN 2014, Bruges, Belgium, April 23-25, 2014*, 2014. URL <http://www.elen.ucl.ac.be/Proceedings/esann/esannpdf/es2014-166.pdf>.
- [21] David Belanger and Sham Kakade. A linear dynamical system model for text. In Francis Bach and David Blei, editors, *Proceedings of the 32nd International Conference on Machine Learning*, volume 37 of *Proceedings of Machine Learning Research*, pages 833–842, Lille, France, 07–09 Jul 2015. PMLR.
- [22] Carlton Downey, Ahmed Hefny, and Geoffrey Gordon. Practical learning of predictive state representations. Technical report, Carnegie Mellon University, 2017.
- [23] Hiroshi Mamitsuka. Learning hidden Markov models using back-propagation through time. *Genome Informatics*, 6, 1995.
- [24] Alex Smola, Arthur Gretton, Le Song, and Bernhard Schölkopf. A hilbert space embedding for distributions. In *International Conference on Algorithmic Learning Theory*, pages 13–31. Springer, 2007.
- [25] Nachman Aronszajn. Theory of reproducing kernels. *Transactions of the American mathematical society*, 68(3):337–404, 1950.
- [26] Ali Rahimi and Benjamin Recht. Random features for large-scale kernel machines. In *Advances in neural information processing systems*, pages 1177–1184, 2008.
- [27] Frank L Hitchcock. The expression of a tensor or a polyadic as a sum of products. *Studies in Applied Mathematics*, 6(1-4):164–189, 1927.
- [28] Lennart Ljung. *System identification*. Wiley Online Library, 1999.
- [29] Le Song, Byron Boots, Sajid M. Siddiqi, Geoffrey J. Gordon, and Alex J. Smola. Hilbert space embeddings of hidden markov models. In Johannes Fürnkranz and Thorsten Joachims, editors, *Proceedings of the 27th International Conference on Machine Learning (ICML-10)*, pages 991–998. Omnipress, 2010. URL <http://www.icml2010.org/papers/495.pdf>.
- [30] Yoshua Bengio et al. Learning deep architectures for ai. *Foundations and trends® in Machine Learning*, 2(1):1–127, 2009.
- [31] Le Song, Jonathan Huang, Alex Smola, and Kenji Fukumizu. Hilbert space embeddings of conditional distributions with applications to dynamical systems. In *Proceedings of the 26th Annual International Conference on Machine Learning*, pages 961–968. ACM, 2009.
- [32] Sebastian Thrun, Wolfram Burgard, and Dieter Fox. *Probabilistic robotics*. MIT press, 2005.
- [33] Yuhuai Wu, Saizheng Zhang, Ying Zhang, Yoshua Bengio, and Ruslan Salakhutdinov. On multiplicative integration with recurrent neural networks. *CoRR*, abs/1606.06630, 2016. URL <http://arxiv.org/abs/1606.06630>.
- [34] Mitchell P Marcus, Mary Ann Marcinkiewicz, and Beatrice Santorini. Building a large annotated corpus of english: The penn treebank. *Computational linguistics*, 19(2):313–330, 1993.
- [35] Fevzi. Alimoglu E. Alpaydin. Pen-Based Recognition of Handwritten Digits Data Set. <https://archive.ics.uci.edu/ml/datasets/Pen-Based+Recognition+of+Handwritten+Digits>.
- [36] E Alpaydin and Fevzi Alimoglu. Pen-based recognition of handwritten digits data set. *University of California, Irvine, Machine Learning Repository. Irvine: University of California*, 1998.

- [37] Xavier Glorot and Yoshua Bengio. Understanding the difficulty of training deep feedforward neural networks. In *In Proceedings of the International Conference on Artificial Intelligence and Statistics (AISTATS'10)*. Society for Artificial Intelligence and Statistics, 2010.

A On the Consistency of Initialization

In this section we provide a theoretical justification for the PSRNN. Specifically, we show that in the case of discrete observations and a single layer the PSRNN provides a good approximation to a consistent model. We first show that in the discrete setting using a matrix inverse is equivalent to a sum normalization. We subsequently show that, under certain conditions, two-norm normalization has the same effect as sum-normalization. .

Let q_t be the PSR state at time t , and o_t be the observation at time t (as an indicator vector). In this setting the covariance matrix $C_t = E[o_t \times o_t | o_{1:t-1}]$ will be diagonal. By assumption, the normalization term Z in PSRs is defined as a linear function from q_t to C_t , and when we learn PSRN by 2-stage regression we estimate this linear function consistently. Hence, for all q_t , $Z \times_3 q_t$ is a diagonal matrix, and $(Z \times_3 q_t)^{-1}$ is also a diagonal matrix. Furthermore, since o_t is an indicator vector, $(Z \times_3 q_t)^{-1} \times_2 o_t = o_t / P(o_t)$ in the limit. We also know that as a probability distribution, q_t should sum to one. This is equivalent to dividing the unnormalized update \hat{q}_{t+1} by its sum. i.e.

$$\begin{aligned} q_{t+1} &= \hat{q}_{t+1} / P(o_t) \\ &= \hat{q}_{t+1} / (\mathbf{1}^T \hat{q}_{t+1}) \end{aligned}$$

Now consider the difference between the sum normalization $\hat{q}_{t+1} / (\mathbf{1}^T \hat{q}_{t+1})$ and the two-norm normalization $\hat{q}_{t+1} / \|\hat{q}_{t+1}\|_2$. Since q_t is a probability distribution, all elements will be positive, hence the sum norm is equivalent to the 1-norm. In both settings, normalization is equivalent to projection onto a norm ball. Now let S be the set of all valid states. Then if the diameter of S is small compared to the distance from (the convex hull of) S to the origin then the local curvature of the 2-norm ball will be negligible, and both cases will be approximately equivalent to projection onto a plane. We note we can obtain an S with this property by augmenting our state with a set of constant features.