

Isospin analysis of $B \rightarrow D^* \bar{D} K$ and the absence of the $Z_c(3900)$ in B decays

Zhi Yang,^{1,2,*} Qian Wang,^{1,†} and Ulf-G. Meißner^{1,3,‡}

¹*Helmholtz-Institut für Strahlen- und Kernphysik and Bethe Center for Theoretical Physics, Universität Bonn, D-53115 Bonn, Germany*

²*Institute of Modern Physics, Chinese Academy of Sciences, Lanzhou 730000, China*

³*Institut für Kernphysik, Institute for Advanced Simulation, and Jülich Center for Hadron Physics, Forschungszentrum Jülich, D-52425 Jülich, Germany*

(Dated: July 30, 2018)

We study the isospin amplitudes in the exclusive B to $D^* \bar{D} K$ decay process and fit the available $D^{*0} \bar{D}^0$ invariant mass distributions near threshold. The analysis demonstrates that the production of the isospin triplet $D^* \bar{D}$ state is highly suppressed compared to the isospin singlet one. That explains why the $Z_c(3900)$ has not been found in B decays. In addition, the production of the negative charge-parity state might be further suppressed in the heavy quark limit. These two reasons which are based on the molecular assumption offer the first explanation why the $Z_c(3900)$ is absent in B decays. Further studies of the absence from both the experimental and the theoretical side is extremely important for understanding the nature of the $X(3872)$ and the $Z_c(3900)$.

PACS numbers: 14.40.Rt, 14.40.Nd, 13.25.Jx

In 2013, the BESIII and Belle Collaborations reported the charged charmonium-like state $Z_c(3900)^\pm$ in the $\pi^\pm J/\psi$ invariant mass distribution of the $e^+e^- \rightarrow \pi^+\pi^- J/\psi$ process [1, 2]. The observed channel, i.e. $\pi^\pm J/\psi$, reveals its minimal four-quark $c\bar{c}u\bar{d}$ constituent nature, making it more intriguing than other exotic candidates. The charged state was also confirmed by the re-analysis of the CLEOc data [3], which also discovered its neutral partner. In addition to the $\pi J/\psi$ invariant mass distribution in the $e^+e^- \rightarrow \pi\pi J/\psi$ process, the $Z_c(3900)$ was also observed in the $D^* \bar{D}$ channel¹ by the BESIII Collaboration [4, 5]. The angular analysis of Refs. [5, 6] leads to its quantum numbers $I^G(J^P) = 1^+(1^+)$. The averaged mass is 3886.6 ± 2.4 MeV [7] which is slightly above the $D^* \bar{D}$ threshold, thus it is naturally to be regarded as a $D^* \bar{D}$ molecule state [8–13]. This proximity to the threshold also allows for an interpretation as a cusp effect [14, 15]. However, it has been demonstrated that the treatment within the cusp scenario is not self-consistent [16] and the near threshold pronounced structure in elastic channels necessary requires a nearby pole. Besides these two interpretations, there are also others, such as tetraquark [17–21], hadro-charmonium [22], and hybrid [23].

In the $D^* \bar{D}$ hadronic molecular picture, the isospin triplet $Z_c(3900)$ and the isospin singlet [24, 25] $X(3872)$ share similar dynamics, such as the analogy of the processes $e^+e^- \rightarrow \gamma X(3872)$ and $e^+e^- \rightarrow \pi Z_c(3900)$ [26, 27]. As a conclusion, both the $Z_c(3900)$ and the $X(3872)$ have been observed in e^+e^- annihilation. The most puzzling aspect of the $Z_c(3900)$ is its absence in B decays which is different to the case of the $X(3872)$. The

$Z_c(3900)$ is expected to be seen in the decay $B \rightarrow K J/\psi \pi$ due to the analogy of the $Z_c(3900)$ and the $X(3872)$, since the latter one has been observed in both $B \rightarrow K X(3872)$ [28] and $e^+e^- \rightarrow \gamma X(3872)$ [27] processes through its decay $X(3872) \rightarrow \pi^+\pi^- J/\psi$.

In the molecular picture, the $X(3872)$ and the $Z_c(3900)$ have the same constituents D^* and \bar{D} , but different isospins and C-parities. Therefore, both of them can be formed from the interaction between D^* and \bar{D} . The production of the $X(3872)$ in the process $B \rightarrow D^* \bar{D} K$ has already been studied in Ref. [29], where it occurs through the isospin conserved weak transition ($\Delta I = 0$) $b \rightarrow c\bar{c}s$ current. On the quark level, the $\Delta I = 0$ process is given in terms of two diagrams, i.e. the color suppressed internal W -emission and the external W -emission diagram, cf. Fig. 1. Besides those two, the $\Delta I = 1$ diagram, i.e. the second diagram of Fig. 2 in Ref. [31], could also contribute. However, it is CKM suppressed diagram and can safely be neglected. Further, the isospin decomposition of the penguin diagram, i.e. the first diagram of Fig. 2 in Ref. [31], is the same as diagram (B) in Fig. 1. Hence the contribution of the penguin diagram in the threshold region can be absorbed into the parameters of diagram (B) in Fig. 1. Based on the above analysis, the $B \rightarrow D^* \bar{D} K$ process conserves isospin ($\Delta I = 0$) to the leading order of the expansion parameter of the Wolfenstein parametrisation of the CKM matrix, although it is a weak decay process. It is the prerequisite that one can analyse the isospin amplitudes of the $B \rightarrow D^* \bar{D} K$ process.

First, we derive the isospin relations for the $B \rightarrow D^* \bar{D} K$ process through the quark-level Feynman diagrams, c.f. Fig. 1. Since the light quark pair created from the vacuum is a flavor and isospin singlet, the decay amplitudes of the B^0 meson from the two diagrams

¹ Here and in what follows, the charge-conjugated channels are considered implicitly.

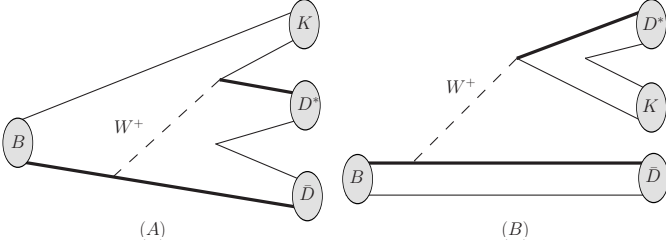


FIG. 1: Feynman diagrams for B decay to $D^* \bar{D} K$. Diagram (A) is the one with an internal W -emission, while diagram (B) corresponds to the one with an external W -emission. The thick solid lines denote a heavy b or c quark. The thin solid and dashed lines represent the light quarks and W bosons, respectively.

of Fig. 1 are

$$\mathcal{M}[B^0 \rightarrow D^{*0} D^- K^+] = -\frac{1}{\sqrt{2}} B_1, \quad (1)$$

$$\mathcal{M}[B^0 \rightarrow D^{*+} D^- K^0] = \frac{1}{\sqrt{2}} A_0 + \frac{1}{2} (B_0 + B_1) e^{i\theta}, \quad (2)$$

$$\mathcal{M}[B^0 \rightarrow D^{*0} \bar{D}^0 K^0] = -\frac{1}{\sqrt{2}} A_0, \quad (3)$$

where B_0 (B_1) is the amplitude producing the $D^* \bar{D}$ with isospin 0 (1) through external W -emission, A_0 corresponds to the internal W -emission with isospin 0, and θ is the relative phase between diagram (A) and diagram (B) in Fig. 1. The decay amplitudes of the B^+ are

$$\mathcal{M}[B^+ \rightarrow D^{*+} \bar{D}^0 K^0] = \frac{1}{\sqrt{2}} B_1, \quad (4)$$

$$\mathcal{M}[B^+ \rightarrow D^{*0} \bar{D}^0 K^+] = \frac{-1}{\sqrt{2}} A_0 + \frac{1}{2} (B_0 - B_1) e^{i\theta}, \quad (5)$$

$$\mathcal{M}[B^+ \rightarrow D^{*+} D^- K^+] = \frac{1}{\sqrt{2}} A_0. \quad (6)$$

Here, the isospin relations we derived are different from those in Ref. [31], where the fact that the $D^* \bar{D}$ system from the internal W -emission can only be isospin $I = 0$ due to the light quark pair coming from vacuum was ignored.

Second, except for the short-distance direct production, final-state interactions also contribute as shown in Fig. 2. The amplitudes consist of two parts: one is the $D^* \bar{D}$ short-distance production amplitude and the other one is the long-distance $D^* \bar{D}$ scattering. The rescattering process proceeds in two pathways. Taking $D^{*0} \bar{D}^0$ production as an example, it includes the $D^{*0} \bar{D}^0 \rightarrow D^{*0} \bar{D}^0$ scattering following the $B \rightarrow D^{*0} \bar{D}^0 K$ decay and $D^{*+} D^- \rightarrow D^{*0} \bar{D}^0$ scattering following the $B \rightarrow D^{*+} D^- K$ decay. The $D^* \bar{D}$ system we are concerned with is in the near-threshold energy region, as we consider the coalescence of the charm mesons into $X(3872)$ or $Z_c(3900)$. At the $D^* \bar{D}$ threshold, Lorentz

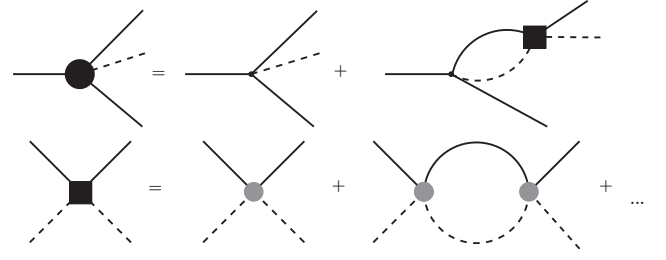


FIG. 2: Feynman diagrams for the production of $D^* \bar{D}$ through B decay, including the $D^* \bar{D}$ final state interaction, where the dots and the boxes represent the short-distance and the resummed $D^* \bar{D}$ scattering amplitudes (first row), respectively. The resummed $D^* \bar{D}$ scattering amplitude with blobs representing the $D^* \bar{D} \rightarrow D^* \bar{D}$ vertex is shown in the second row.

invariance requires the short-distance decay amplitude to have the simple form [29]

$$\begin{aligned} \mathcal{A}_{\text{short}}[B^{0(+)} \rightarrow D^{*0} \bar{D}^0 K^{0(+)}] &= c_{0(+)}^{0(c)} P \cdot \epsilon^*, \\ \mathcal{A}_{\text{short}}[B^{0(+)} \rightarrow D^{*+} D^- K^{0(+)}] &= c_{0(+)}^c P \cdot \epsilon^*, \end{aligned} \quad (7)$$

where ϵ is the polarization four-vector of the vector charmed meson, P is the momentum of the bottom meson and $c_{0(+)}^{0(c)}$ are coefficients that need to be determined². $c_{0(+)}^{0(c)}$ are the combinations of a_0 , b_0 and b_1 , which are the constants corresponding to $A_0 = a_0 P \cdot \epsilon^*$ and $B_{0(1)} = b_{0(1)} P \cdot \epsilon^*$.

After integrating over phase space, the differential decay width is written as

$$\frac{d\Gamma}{dM} = \frac{\mu \lambda^{3/2}(m_B, M, m_K)}{256\pi^3 m_B^3 M^2} \lambda^{1/2}(M, m_{D^{*0}}, m_{\bar{D}^0}) |\mathcal{A}(E)|^2, \quad (8)$$

where M is the invariant mass of D^{*0} and \bar{D}^0 , E is the energy of the $D^{*0} \bar{D}^0$ system in its rest frame relative to the $D^{*0} \bar{D}^0$ threshold, $E = M - (m_{D^{*0}} + m_{\bar{D}^0})$, $\lambda(x, y, z) = x^4 + y^4 + z^4 - 2(x^2 y^2 + y^2 z^2 + z^2 x^2)$ is the triangle function and $\mathcal{A}(E) = c_+^0 + c_+^0 \mathcal{T}_{1,1} + c_+^c \mathcal{T}_{2,1}$ for $B^+ \rightarrow D^{*0} \bar{D}^0 K^+$, while $\mathcal{A}(E) = c_0^0 + c_0^0 \mathcal{T}_{1,1} + c_0^c \mathcal{T}_{2,1}$ for $B^0 \rightarrow D^{*0} \bar{D}^0 K^0$. The matrix $\mathcal{T}(E)$ is the two-body scattering amplitude for the coupled channels $D^{*0} \bar{D}^0$ and $D^{*+} D^-$ [32, 33]

$$\frac{1}{\mathcal{T}(E)} = \frac{1}{2\pi} \begin{pmatrix} \mu_1(-1/a_{11} - ip_0) & \sqrt{\mu_1 \mu_2}/a_{12} \\ \sqrt{\mu_1 \mu_2}/a_{12} & \mu_2(-1/a_{22} - ip_c) \end{pmatrix} \quad (9)$$

where $p_0 = \sqrt{2\mu_1 E}$ and $p_c = \sqrt{2\mu_2(E - \Delta)}$ are the binding momenta for the neutral $D^{*0} \bar{D}^0$ and charged $D^{*+} D^-$

² One should notice that the constants are the normalized ones as discussed in Refs. [29, 30].

Parameter	value
$ a_0 $	$(2.23 \pm 1.02)N \text{ GeV}^{-1}$
θ	$0.46 \pm 0.43 \text{ rad}$
$ b_0 $	$(5.00 \pm 1.10)N \text{ GeV}^{-1}$
$ b_1 $	$0.014^{+3.84}_{-0.014} N \text{ GeV}^{-1}$
a_{11}	$-1.56 \times 10^{11} \pm 0.28 \text{ fm}$
a_{12}	$3.37 \pm 0.27 \text{ fm}$
a_{22}	$0.94 \pm 0.04 \text{ fm}$
$\chi^2/n.d.o.f.$	7.44/14

TABLE I: The fit parameters, where N is an unknown factor related to the efficiency in the experiment, a_0 and b_0 (b_1) are the production strengths of diagram (A) and (B) with $I = 0$ ($I = 1$). In the fit, the coefficients a_0 and $b_{0(1)}$ are written in polar coordinates with the arguments absorbed into the relative angular variable θ .

	$ a_0 $	θ	$ b_0 $	$ b_1 $	a_{11}	a_{12}	a_{22}
$ a_0 $	1.0	-0.47	0.81	0.03	0.00	-0.09	0.06
θ		1.0	-0.80	-0.05	0.00	0.07	-0.06
$ b_0 $			1.0	-0.02	0.00	0.02	0.02
$ b_1 $				1.0	0.00	0.02	0.02
a_{11}					1.0	0.00	0.00
a_{12}						1.0	0.74
a_{22}							1.0

TABLE II: Parameter correlation matrix. As the matrix is symmetric, only the matrix elements in the upper triangle are presented explicitly.

channels, respectively, and $\Delta = m_{D^+} + m_{D^{*-}} - m_{D^0} - m_{D^{*0}}$ is the energy gap between the two channels. Thus, one can fit the $D^*\bar{D}$ invariant mass distributions through Eq. (8).

Next we turn to the production of the $D^*\bar{D}$ hadronic molecule $X(3872)$. Its production can be factorized as the short-distance production of the constituents and the long-distance formation of the $X(3872)$ state parts. The factorization formulas for the prompt production of the $X(3872)$ at hadron colliders have been studied in Refs. [34, 35]. For the production of $X(3872)$ through B^0 or B^+ decay, the factorization formula is written as

$$\Gamma^{0(+)} = \frac{\lambda^{3/2}(m_B, m_X, m_K)}{32\pi m_B^3 m_X} |c_{0(+)}^0 g_0 + c_{0(+)}^c g_c|^2, \quad (10)$$

where g_0 and g_c are the coupling constants of the $D^*\bar{D}^0$ and $D^{*+}D^-$ channel to the $X(3872)$ state, respectively, which are related to the residue of the scattering amplitudes at the pole position. The ratio of the $X(3872)$ production through B^0 and B^+ decays [25]

$$\frac{\mathcal{B}(B^0 \rightarrow XK^0)}{\mathcal{B}(B^+ \rightarrow XK^+)} = 0.50 \pm 0.14 \pm 0.04 \quad (11)$$

is another constraint in the fit.

The fitted invariant mass distributions are shown as the blue histograms in Fig. 3, which pass through all the

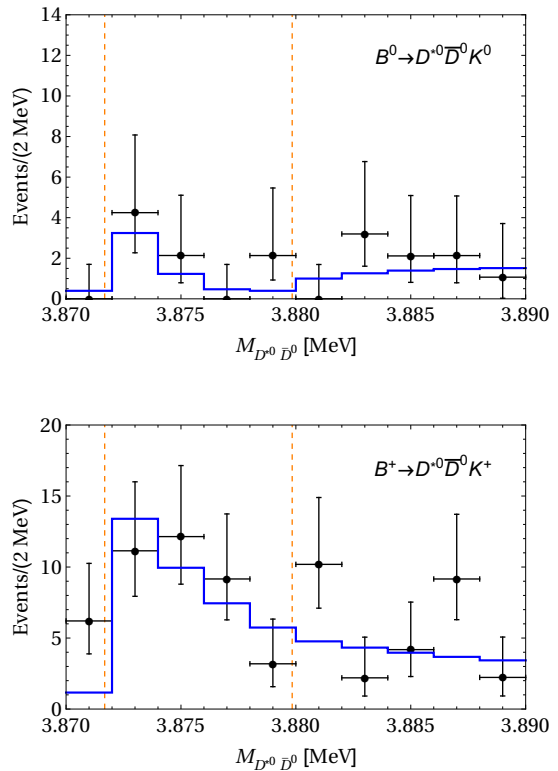


FIG. 3: Invariant mass distributions of $D^{*0}\bar{D}^0$ for $B^0 \rightarrow D^{*0}\bar{D}^0 K^0$ (up) and $B^+ \rightarrow D^{*0}\bar{D}^0 K^+$ (down) decays. The points with error bars are the experimental data taken from Ref. [36] and the histogram is the fit results. The two vertical dashed lines are the $D^{*0}\bar{D}^0$ and $D^{*+}D^-$ thresholds. Here we use the events of the $D^{*0}\bar{D}^0$ distributions from both $D^{*0} \rightarrow D^0\gamma$ and $D^{*0} \rightarrow D^0\pi^0$ channels

experimental data. The dip structure at 3.88 GeV in the $B^0 \rightarrow D^{*0}\bar{D}^0 K^0$ process is due the opening of the charged $D^{*+}D^-$ threshold. The fit parameters with 1σ error are shown in Tab. I. The large uncertainties stem from those of the experimental data. The corresponding parameter correlation matrix is shown in Tab. II, from which one can see that there are no particularly large correlations between the parameters. That also indicates there are no redundant parameters in our formulae. Further high statistics data will help to reduce the uncertainties. The most interesting parameters are a_0 , b_0 and b_1 with the isospin of the $D^*\bar{D}$ system as subscripts, which reflect the production strengths of diagrams (A) and (B). From the fitted parameters, one can extract several interesting features which help us understand the nature of the $X(3872)$ and the absence of the $Z_c(3900)$ in B decay.

- The $X(3872)$ behaves as a bound state with the binding energy $\epsilon = m_{D^{*0}} + m_{D^0} - E_{\text{pole}} = 1.06^{+19.03}_{-0.50} \text{ MeV}$ below the $D^{*0}\bar{D}^0$ threshold. It should not be the same as that, i.e. Eq. (53) of

Ref. [37], extracted from the mass (or the peak position in another word) of the $X(3872)$. That is because that the peak positions are channel dependent, but the pole position is not. Especially, in its component channel, the peak position might be a little higher than the pole position due to the phase space limit.

- The contribution of diagram (B) to the isospin triplet channel is about three orders smaller than that to the isospin singlet channel, as $b_1/b_0 \sim \mathcal{O}(10^{-3})$.
- As shown by Eqs. (1) and (4), the small value of b_1 also indicates the small short-distance production amplitudes of the $B^0 \rightarrow D^{*0}D^-K^+$ and $B^+ \rightarrow D^{*+}\bar{D}^0K^0$ processes at threshold. Thus the production of isotriplet state through these processes is quite small.
- Since diagram (A) also contributes to the isospin singlet channel, there is the coherent interference between diagrams (A) and (B) for the isospin singlet channel. As the result, for each individual channel, the ratios of the $I = 1$ and $I = 0$ components are

$$\frac{B^0 \rightarrow D^{*+}D^-K^0}{|A_0/\sqrt{2} + B_0e^{i\theta}/2|^2} = (3.30 \times 10^{-6})_{-3.30 \times 10^{-6}}^{+0.30},$$

$$\frac{B^+ \rightarrow D^{*0}\bar{D}^0K^+}{|-A_0/\sqrt{2} + B_0e^{i\theta}/2|^2} = (3.11 \times 10^{-5})_{-3.11 \times 10^{-5}}^{+1.24 \times 10^3}.$$

From the above equations, one concludes that the production of $I = 1$ $D^{*0}\bar{D}^0$ and $D^{*+}D^-$ pairs in B decay is highly suppressed. The large uncertainty of the upper limit in the second ratio stems from the destructive interference in the denominator, as the errors of the parameters are almost the same, thus generating this uncertainty.

Besides the isospin suppression, there might be another suppression coming from the C-parity as discussed in Ref. [29], where the productions of the states with $C = +$ and $C = -$ are constructive and destructive, respectively. In the heavy quark limit, the wave functions of D and D^* are the same, leaving the production of a state with $C = -$ in the transition from B to K equal to zero as shown by Eq.(8) in Ref. [29]. However, the branching ratio of $B^+ \rightarrow \bar{D}^0D^*K^+$ is about 3 times as that of $B^+ \rightarrow \bar{D}^*D^0K^+$. The deviation of the value 3 from the heavy quark limit value 1 indicates significant heavy quark symmetry breaking effect. Thus the suppression from the charge-parity is not sizeable. In conclusion, the production rate of the $Z_c(3900)$ in B decays is dominantly suppressed by the small value of the isospin triplet production amplitude B_1 .

On the contrary, in e^+e^- annihilation, since the $Z_c(3900)$ and the $X(3872)$ are produced together with π and γ emissions, respectively, the C-parity will not suppress any of them. At the same time, since virtual photons do not have fixed isospin, the isospin factors for both isospin triplet and isospin singlet are the same. The only suppression happens for the production of the $X(3872)$ in e^+e^- annihilation stemming from the additional factor of the fine-structure constant.

In summary, we have analyzed the isospin amplitudes of the $B \rightarrow D^*\bar{D}K$ process and fitted the presently available $D^{*0}\bar{D}^0$ invariant mass distributions. The results indicate that the production of the isospin triplet $D^*\bar{D}$ state is highly suppressed due to the small value of b_1 . In addition, the $Z_c(3900)$ will be further suppressed because of its negative charge-parity. These two reasons for the first time lead to a concise explanation why the $Z_c(3900)$ is absent in B decays within the hadronic molecular picture. Stated differently, the absence of the $Z_c(3900)$ in B decays clearly points towards its $D^*\bar{D}$ molecular nature. A detailed scan of the $D^*\bar{D}$ invariant mass distributions of the six processes $B^0 \rightarrow D^{*0}D^-K^+$, $B^0 \rightarrow D^{*+}D^-K^0$, $B^0 \rightarrow D^{*0}\bar{D}^0K^0$, $B^+ \rightarrow D^{*+}\bar{D}^0K^0$, $B^+ \rightarrow D^{*0}\bar{D}^0K^+$, $B^+ \rightarrow D^{*+}D^-K^+$ with high accuracy (near threshold), especially for the $B^0 \rightarrow D^{*0}D^-K^+$ and $B^+ \rightarrow D^{*+}\bar{D}^0K^0$ reactions where only the isospin triplet production amplitude contributes, will help to reduce the uncertainty of the conclusion, such as the uncertainty of the ratios between the isospin triplet amplitudes and the isospin singlet ones.

Q.W. is grateful to Yu-Ming Wang for useful discussions and comments. This work is supported in part by the DFG and the NSFC through funds provided to the Sino-German CRC 110 ‘‘Symmetries and the Emergence of Structure in QCD’’. The work of U.G.M. was also supported by the Chinese Academy of Sciences (CAS) President’s International Fellowship Initiative (PIFI) (Grant No. 2017VMA0025). The work of Z.Y. was also supported by CAS Pioneer Hundred Talents Program.

* Electronic address: zhiyang@hiskp.uni-bonn.de

† Electronic address: wangqian@hiskp.uni-bonn.de

‡ Electronic address: meissner@hiskp.uni-bonn.de

- [1] M. Ablikim *et al.* [BESIII Collaboration], Phys. Rev. Lett. **110**, 252001 (2013).
- [2] Z. Q. Liu *et al.* [Belle Collaboration], Phys. Rev. Lett. **110**, 252002 (2013).
- [3] T. Xiao, S. Dobbs, A. Tomaradze and K. K. Seth, Phys. Lett. B **727**, 366 (2013).
- [4] M. Ablikim *et al.* [BESIII Collaboration], Phys. Rev. Lett. **115**, no. 22, 222002 (2015).
- [5] M. Ablikim *et al.* [BESIII Collaboration], Phys. Rev. Lett. **112**, no. 2, 022001 (2014).
- [6] M. Ablikim *et al.* [BESIII Collaboration], Phys. Rev. D

- 92**, no. 9, 092006 (2015).
- [7] C. Patrignani *et al.* [Particle Data Group], Chin. Phys. C **40**, no. 10, 100001 (2016).
- [8] Q. Wang, C. Hanhart and Q. Zhao, Phys. Rev. Lett. **111**, no. 13, 132003 (2013).
- [9] F. K. Guo, C. Hidalgo-Duque, J. Nieves and M. P. Valderrama, Phys. Rev. D **88**, 054007 (2013).
- [10] E. Wilbring, H.-W. Hammer and U.-G. Meißner, Phys. Lett. B **726**, 326 (2013).
- [11] Y. Dong, A. Faessler, T. Gutsche and V. E. Lyubovitskij, Phys. Rev. D **88**, no. 1, 014030 (2013).
- [12] J. R. Zhang, Phys. Rev. D **87**, no. 11, 116004 (2013).
- [13] H. W. Ke, Z. T. Wei and X. Q. Li, Eur. Phys. J. C **73**, no. 10, 2561 (2013).
- [14] E. S. Swanson, Phys. Rev. D **91**, no. 3, 034009 (2015).
- [15] D. Y. Chen, X. Liu and T. Matsuki, Phys. Rev. D **88**, no. 3, 036008 (2013).
- [16] F. K. Guo, C. Hanhart, Q. Wang and Q. Zhao, Phys. Rev. D **91**, no. 5, 051504 (2015).
- [17] L. Maiani, V. Riquer, R. Faccini, F. Piccinini, A. Pilloni and A. D. Polosa, Phys. Rev. D **87**, no. 11, 111102 (2013).
- [18] J. M. Dias, F. S. Navarra, M. Nielsen and C. M. Zanetti, Phys. Rev. D **88**, no. 1, 016004 (2013).
- [19] C. F. Qiao and L. Tang, Eur. Phys. J. C **74**, no. 10, 3122 (2014).
- [20] Z. G. Wang and T. Huang, Phys. Rev. D **89**, no. 5, 054019 (2014).
- [21] C. Deng, J. Ping and F. Wang, Phys. Rev. D **90**, 054009 (2014).
- [22] M. B. Voloshin, Phys. Rev. D **87**, no. 9, 091501 (2013).
- [23] E. Braaten, Phys. Rev. Lett. **111**, 162003 (2013).
- [24] B. Aubert *et al.* [BaBar Collaboration], Phys. Rev. D **71**, 031501 (2005).
- [25] S.-K. Choi *et al.*, Phys. Rev. D **84**, 052004 (2011).
- [26] F. K. Guo, C. Hanhart, U.-G. Meißner, Q. Wang and Q. Zhao, Phys. Lett. B **725**, 127 (2013).
- [27] M. Ablikim *et al.* [BESIII Collaboration], Phys. Rev. Lett. **112**, no. 9, 092001 (2014).
- [28] S. K. Choi *et al.* [Belle Collaboration], Phys. Rev. Lett. **91**, 262001 (2003).
- [29] E. Braaten, M. Kusunoki and S. Nussinov, Phys. Rev. Lett. **93**, 162001 (2004).
- [30] E. Braaten and M. Kusunoki, Phys. Rev. D **71**, 074005 (2005).
- [31] M. Zito, Phys. Lett. B **586**, 314 (2004).
- [32] T. D. Cohen, B. A. Gelman and U. van Kolck, Phys. Lett. B **588**, 57 (2004).
- [33] E. Braaten and M. Kusunoki, Phys. Rev. D **72**, 014012 (2005).
- [34] P. Artoisenet and E. Braaten, Phys. Rev. D **81**, 114018 (2010).
- [35] F. K. Guo, U.-G. Meißner, W. Wang and Z. Yang, Eur. Phys. J. C **74**, no. 9, 3063 (2014).
- [36] N. Zwahlen, Study of the “ $B \rightarrow X(3872)K \rightarrow D^{*0}\bar{D}^0K$ decay at Belle”, Dissertation, EPFL (2008).
- [37] F. K. Guo, C. Hanhart, U.-G. Meißner, Q. Wang, Q. Zhao and B. S. Zou, arXiv:1705.00141 [hep-ph].