

Efficient cold outflows driven by cosmic rays in high redshift galaxies and their global effects on the IGM

Saumyadip Samui^{1*}, Kandaswamy Subramanian^{2†}, Raghunathan Srianand^{2‡}

¹Presidency University, 86/1 College Street, Kolkata 700073, India

²IUCAA, Post Bag 4, Ganeshkhind, Pune 411 007, India.

Accepted XXX. Received YYY; in original form ZZZ

ABSTRACT

We present semi-analytical models of galactic outflows in high redshift galaxies driven by both hot thermal gas and non-thermal cosmic rays. Thermal pressure alone can not sustain a large scale outflow in low mass galaxies (i.e $M \sim 10^8 M_{\odot}$), in the presence of supernovae (SNe) feedback with large mass loading. We show that inclusion of cosmic ray pressure allows outflow solutions even in these galaxies. In massive galaxies for the same energy efficiency, cosmic ray winds can propagate to larger distances compared to pure thermally driven winds. On an average gas in the cosmic ray driven winds has a lower temperature and detecting it through absorption lines becomes easier. Using our constrained semi-analytical models of galaxy formation (that explains the observed UV luminosity functions of galaxies) we study the influence of cosmic ray driven winds on the properties of the inter galactic medium (IGM) at different redshifts. In particular, we study the volume filling factor, average metallicity, cosmic ray and magnetic field energy density for models invoking atomic cooled and molecular cooled halos. We show that the residual cosmic rays could have enough energy that can be transferred to the thermal gas in presence of magnetic fields to influence the thermal history of the intergalactic medium. The significant volume filling and resulting strength of IGM magnetic fields can also account for recent γ -ray observations of blazars.

Key words: galaxies: formation - evolution - high-redshift - star formation - intergalactic medium; stars: outflows; magnetic fields; (ISM:) cosmic rays

1 INTRODUCTION

Energy injection by supernova explosions can lead to strong outflows from star forming galaxies into the intergalactic medium (IGM). These supernovae (SNe) driven galactic outflows could eject a significant fraction of the interstellar medium (ISM) along with metals into their circum-galactic medium (CGM) and the general IGM. Feedback due to starburst driven outflows are also involved in galaxy formation models to get correct shape for the galaxy luminosity functions. It is well demonstrated that a high fraction (40-60%) of high- z star forming galaxies show signatures of bi-conical outflows in the form of high velocity (i.e. 100-300 km/s) blue shifted absorption in their spectrum (Martin et al. 2012; Rubin et al. 2014). Further, quasar spectra reveal presence of metals in the form of C IV, O VI etc in the low density intergalactic medium far away from the star forming galaxies (Songaila & Cowie 1996; Carswell et al. 2002; Ryan-Weber et al. 2006; Cooksey et al. 2013; D’Odorico et al. 2013; Muzahid et al. 2012; D’Odorico et al. 2016). Moreover, the

circum-galactic medium has been mapped out to a projected distance of ~ 300 kpc from the host galaxies using galaxy-quasar pairs (see for example Nielsen et al. 2013). This has revealed the presence of metals in cold gas (MgII, NaI at $\sim 10^4$ K) as well as in highly ionised warm gas (Chen et al. 2010; Prochaska et al. 2011; Martin et al. 2013; Prochaska et al. 2014) in the CGM. As metals are only produced in stars, they need to have been transported into the general IGM or the CGM by large scale galactic outflows.

SNe driven galactic outflows have been extensively studied using both hydrodynamical simulations (Scannapieco et al. 2005, 2006; Davé et al. 2008, 2011; Scannapieco et al. 2012) and semi-analytical models (Ostriker & McKee 1988; Madau et al. 2001; Scannapieco et al. 2002; Furlanetto & Loeb 2003; Samui et al. 2008; Sharma & Nath 2013). In a previous paper we studied thermally driven outflows from high redshift galaxies and their global effects on the IGM, through a semi-analytic model (Samui et al. 2008, hereafter Paper I). Our outflow model was similar to models of stellar wind blown bubbles. Here, the free wind from a galaxy converts its kinetic energy to thermal energy through an inner shock and feeds a hot bubble that expands into the halo medium (or CGM) and subsequently the general IGM (see Fig. 1 below for the entire outflow structure). We showed that outflows can efficiently pollute the CGM and the IGM with metals. However, their detectability

* E-mail: saumyadip.physics@presiuniv.ac.in

† E-mail: kandu@iucaa.in

‡ E-mail: anand@iucaa.in

in the form of absorption was not clear due to the high temperature and low density of the outflowing gas. Nevertheless, a significant volume of the IGM could be filled with metals due to outflows dominated by low mass galaxies (with dark matter halo mass less than $10^{10} M_{\odot}$).

Strong shocks created by exploding SNe also accelerate highly relativistic charged particles or cosmic rays (CRs). Cosmic rays gyrate along the magnetic field lines and transfer energy and momentum to the thermal gas via Alfvén waves (Wentzel 1968, 1971; Kulsrud & Pearce 1969; Kulsrud & Cesarsky 1971). In Samui et al. (2010, hereafter Paper II), we explored the possible influence of cosmic rays generated in the SNe shocks on free wind solutions assuming a constant rate of star formation. The addition of energy and momentum due to cosmic rays helps to drive the free wind at the base of the outflow. It is important especially in low mass galaxies where the gas could lose its thermal energy rapidly due to radiative cooling. Even if the gas becomes cold a free wind solution can still be possible in presence of cosmic rays. This cold free wind driven by cosmic rays is also relatively easier to detect in quasar absorption spectrum due to the lower ionization state of metals. Further, such cosmic rays can be reaccelerated at the inner-shock of outflows and add pressure to the hot bubble that drives an outer shock (see Fig. 1). It is important to see how such outflow models influence the IGM. This is one of the motivation of our present work.

Moreover, our cosmic ray free wind solutions showed that the mass loading factor η_w , (ratio of mass loss rate due to wind to star formation rate), goes as v_c^{-2} , where v_c is the circular velocity of the halo. This implies a strong negative feedback on star formation in low mass galaxies (Samui et al. 2010). It is then not obvious that such a reduced star formation can indeed drive strong outflows in low mass galaxies. Our earlier thermally driven outflow models (Paper I) also did not take account of this negative feedback in star formation. Thus, it is important to revisit outflow models considering not only the effects of cosmic ray driving but also incorporating the negative feedback on star formation implied by such outflows. We do this here using the models of Samui (2014) which incorporated supernova feedback in determining the star formation rate in the high redshift galaxies.

There are several additional reasons to study such outflow models. Note that cosmic rays always remain coupled to magnetic fields which are themselves coupled to the thermal gas. Therefore, when winds transport metals into the IGM, they also carry along magnetic fields and cosmic rays. Thus outflows spread magnetic fields that are being generated/amplified in galaxies to the intergalactic medium. Recent γ -ray observations of blazars have even suggested a lower limit to the magnetic fields in void regions at a level of 10^{-16} G if correlated on Mpc scale (Neronov & Vovk 2010). Bertone et al. (2006) have studied possibility of IGM magnetisation by galactic outflows. It is interesting to reconsider this issue with our new improved models of outflows and estimate the strength and volume filling factor of magnetic fields that can be seeded by these outflows into the IGM.

Further, if sufficient magnetic fields and cosmic rays are present in the IGM, cosmic rays will still be able to transfer its residual energy to the thermal gas via Alfvén waves. Pockets of over pressured cosmic ray regions can also transfer energy to the IGM via adiabatic heating as they expand and come into pressure equilibrium with their surroundings. If the remaining cosmic ray energy (that is after driving the outflows) is comparable to the thermal energy of the IGM it can potentially influence the thermal history of the IGM. This is interesting as observations have sug-

gested a rise in IGM temperature at $z \sim 3$ from combining simulations and quasar spectrum (Ricotti et al. 2000; Becker & Bolton 2013; Boera et al. 2014). Some authors have attributed this to Helium reionization (Schaye et al. 2000; Furlanetto & Oh 2008; Bolton et al. 2009). However, cosmic rays could also play an important role in heating the IGM (Samui et al. 2005), a possibility that we also explore in this work.

The paper is organised as follows. In section 2, we outline our outflow models. Magnetic field evolution is described in section 3. The characteristics of individual outflows is studied in section 4. The global impact of outflows is discussed in section 5. The implications of such outflows are addressed in section 6. Finally section 7 presents a discussion of our results and the conclusions. Through out this work we assume cosmological parameters as suggested by Planck results, namely, a flat Λ CDM cosmology with $\Omega_{\Lambda} = 0.70$, $\Omega_b = 0.044$, $n_s = 0.96$, $H_0 = 71$ km/s/Mpc and $\sigma_8 = 0.8$ (Planck Collaboration et al. 2016a).

2 OUTFLOW DYNAMICS

We broadly follow Samui et al. (2008) for outflow models now adding in the effect of cosmic ray driving. The structural properties of the outflow remain same as in Samui et al. (2008). However, we improve this model by incorporating the extra pressure due to the non-thermal cosmic ray particles in the outflow dynamics. We assume a spherically symmetric thin shell model of outflows from galaxies (Weaver et al. 1977; Ostriker & McKee 1988). The coherent explosions of SNe in a galaxy produce bubble of hot gas that expands and expels gas from ISM/IGM (Sharma et al. 2014). The hot bubble expands as the ‘free wind’ coming from subsequent SNe explosions produces a shock and converts its kinetic energy to thermal energy. The free wind consists of thermal as well as non-thermal particles (CRs) that are produced at the SNe terminal shocks. Such ‘free wind’ solutions with both thermal and cosmic ray components have been investigated in Samui et al. (2010) (Also see Ipavich 1975; Breitschwerdt et al. 1991). They have also become subjects of many recent simulations (Salem & Bryan 2014; Girichidis et al. 2016; Pakmor et al. 2016; Ruzsowski et al. 2017; Pfrommer et al. 2017). The asymptotic velocity of such a free wind is closely related to the circular velocity of the halo. If the halo has gas of sufficient density the free wind produces a shock and converts its kinetic energy to the thermal energy that feeds the hot bubble. We call this as ‘inner shock’ of the outflow. At this inner shock cosmic rays can also be accelerated through diffusive shock acceleration mechanism with efficiency as high as 50% (Kang & Jones 2003, 2005) in transferring the kinetic energy of the wind to CR particles. The thermal pressure of the gas as well as the cosmic ray pressure in the hot bubble drives an ‘outer shock’ and sweeps up CGM/IGM material. The swept up material by the outer shock remains confined in a thin shell region and separated from the shocked free wind material by contact discontinuity. In fact, self-similar solution of cosmic ray and thermal gas driven outflow shows that most of the mass of the hot bubble is also expected to be concentrated at the contact discontinuity (Bell 2015). See Fig. 1 for the schematic diagram of our outflow models.

The evolution of such spherically symmetric outflows is governed by the following equations in the presence of cosmic rays and the hot gas (cf. Weaver et al. 1977; Ostriker & McKee 1988;

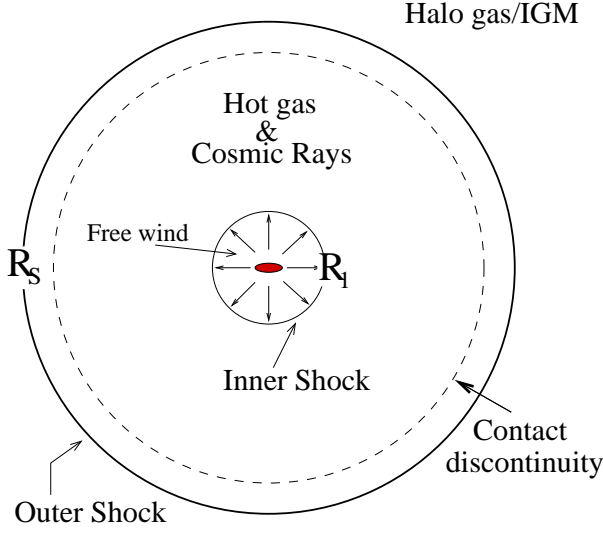


Figure 1. Wind profile for thermally and cosmic ray driven winds.

Tegmark et al. 1993),

$$\frac{d^2 R_s}{dt^2} = \frac{4\pi R_s^2 [P_b + P_c - P_0]}{m_s(R_s)} - \frac{\dot{m}_s(R_s) [\dot{R}_s - v_0(R_s)]}{m_s(R_s)} - \frac{GM(R_s)}{R_s^2}, \quad (1)$$

$$\frac{d}{dt} [m_s(R_s)] = \epsilon 4\pi R_s^2 \rho_B(R_s) [\dot{R}_s - v_0(R_s)]. \quad (2)$$

Here, the position of the outer shock is R_s , m_s is the gas mass of the thin shell and P_b and P_c are the thermal and cosmic ray pressures in the hot bubble. Further, ρ_B and P_0 are respectively the baryon density and the pressure of the outside medium assuming virial temperature for halo gas or 10^4 K for the IGM; v_0 is the ambient velocity field taken from Furlanetto & Loeb (2001).

The first term in the right hand side of Eq. 1 represents the net pressure i.e. thermal plus cosmic ray pressure minus the outside pressure, that drives the outer shock. The second term is due to the mass loading of the shell from the outside medium causing the deceleration of the shock and we assume a fraction ϵ of all swept up mass remains in the thin shell (i.e. Eq. 2) and rest is mixed with the hot bubble due to evaporation/fragmentation (The mass in the hot bubble is negligible compare to the swept up mass). The 3rd term in Eq. 1 is the gravitational attraction due to the dark matter (A NFW profile is assumed with concentration parameter $c = 4.8$, Navarro et al. 1997; Madau et al. 2001) as well as baryonic matter inside the radius R_s . For the baryonic density profile inside halo we assume a beta model (Makino et al. 1998) and assume that a fraction, $f_h = 0.1$ of total the total gas remains in the halo.

The thermal pressure P_b can be obtained from the thermal energy of the bubble, E_b , by

$$P_b = \frac{E_b}{2\pi(R_s^3 - R_1^3)}, \quad (3)$$

where we assume that the adiabatic index of the thermal gas $\gamma = 5/3$. Here, R_1 is the position of inner shock of the outflow. Similarly, the non-thermal cosmic ray pressure P_c and the cosmic ray energy in the bubble, E_c , are related by,

$$P_c = \frac{U_c}{3} = \frac{E_c}{4\pi(R_s^3 - R_1^3)}, \quad (4)$$

with the assumption that the adiabatic index of the CR component $\gamma_{CR} = 4/3$ (considering them as highly relativistic particles). Here, U_c is the energy density of the cosmic ray particles. The evolution of the thermal energy of the bubble is given by,

$$\frac{dE_b}{dt} = L(t) - \Lambda(t, T, Z) - 4\pi [R_s^2 \dot{R}_s - R_1^2 \dot{R}_1] P_b. \quad (5)$$

The ‘free wind’ carries some fraction of total SNe energy in the host galaxy and is fed in the bubble as thermal energy, $L(t)$, at the inner shock. The bubble can lose its thermal energy due to PdV work as it expands and radiative cooling. For cooling i.e. $\Lambda(t, T, Z)$, we consider Compton drag against the CMBR, bremsstrahlung and recombination line cooling that depends on temperature T and metallicity, Z of the gas. The gas density that determines the temperature of the hot bubble is taken to be the average density of the bubble. Note that the bubble is filled by the gas coming from the free wind and a fraction of the swept up mass. The free wind mass is higher for low mass galaxies owing to higher mass loading factor, η_w , that leads to higher radiative cooling of the bubble. Further, the metallicity of the bubble gas is self-consistently determined as described in the Appendix A of Samui et al. (2008).

Similarly, the evolution of the cosmic ray energy in the bubble is governed by

$$\frac{dE_c}{dt} = L_c(t) - 4\pi [R_s^2 \dot{R}_s - R_1^2 \dot{R}_1] P_c. \quad (6)$$

Here, L_c is the total energy of the cosmic ray component per unit time injected into the bubble, at the inner shock. Note we consider, at the inner shock, the cosmic rays are being accelerated through diffusive shock acceleration with efficiency as high as 50% (Kang & Jones 2003, 2005) in converting the kinetic energy of the shock front into cosmic rays. Thus, if initially we have 10% of total supernova energy available in the free wind, at the inner shock half of it will be available as thermal energy and rest half will be converted into cosmic ray energy. It is interesting to note that cosmic rays lose energy only due to adiabatic expansion that is solely determined from the outflow dynamics. But the thermal energy is lost by additional cooling processes and can be significant fraction of its initial energy. Thus, in case of only thermally driven wind one could encounter a situation where the gas has lost most of its thermal energy, the inner shock catches up with the outer shock and only the momentum of the free wind drives the outflow. This is known as ‘momentum driven outflow’ (see Samui et al. 2008, for evolution of such outflows). However, in the presence of non-zero cosmic ray energy, we will find that there is always a finite separation between the inner and outer shocks and hence the outflow never transits to the momentum driven case. Further, owing to a softer equation of state cosmic rays lose energy slower than the thermal gas during adiabatic expansion. Hence, cosmic ray pressure could dominate in the outflow dynamics at the later stage of its evolution.

Most analytical models of galactic outflows do not consider the dynamics of the inner shock at R_1 (but see Paper I). We follow its dynamics using simply the jump condition across the inner shock boundary in a two fluid model assuming a strong shock. The evolution equation for R_1 is given by (Chevalier 1983, and Appendix B)

$$P_b + P_c = \frac{2}{\gamma_s + 1} \frac{\dot{M}_w(t_e)}{4\pi R_1^2 v_w} [v_w - \dot{R}_1]^2, \quad (7)$$

with

$$\frac{2}{\gamma_s + 1} = \frac{3 \left(1 + 2 \frac{P_c}{P_b}\right)}{4 + 7 \frac{P_c}{P_b}}. \quad (8)$$

Here, v_w is the asymptotic speed of the free wind material before it encounters the inner shock and related to the SNe energy by $L_0(t) = \dot{M}_w(t)v_w^2/2$, with the mass outflow rate $\dot{M}_w(t)$ is obtained from Eq. A2.

The mechanical luminosity, $L(t)$, and the cosmic ray luminosity at the inner shock, $L_c(t)$, fed into the wind bubble are related to the SNe explosion energy and hence the star formation rate of the host galaxy. Our model for calculating this star formation rate is described in Appendix A. It takes into account the negative feedback due to mass lost in the free wind following Samui (2014). However, we make some modifications that are needed in order to get a more accurate time resolved star formation rate in the low mass galaxies. Then the resulting SFR dM_*/dt is got by solving Eq. A7 and Eq. A4 in Appendix A. The resulting evolution of the SFR for a few models incorporating SNe feedback are shown in Fig. A1, where we can see a significant suppression of the SFR for low mass galaxies.

The luminosities $L(t)$ and $L_c(t)$ are related to the star formation rate dM_*/dt by,

$$L(t) = 10^{51} \text{ ergs} \times \epsilon_w \nu \frac{dM_*}{dt} \quad (9)$$

$$L_c(t) = 10^{51} \text{ ergs} \times \epsilon_{cr} \nu \frac{dM_*}{dt} \quad (10)$$

Here, we assume that ν number of SNe are formed per unit mass of star formation and each SNe produces 10^{51} ergs of energy on average. A fraction of that energy, ϵ_w is channeled into the hot bubble as thermal energy and a fraction, ϵ_{cr} , is transformed in to the cosmic ray energy. In our model where the SNe first drive a free wind, which then flows into the hot bubble through a strong inner shock, it is this strong shock which reconverts the kinetic energy of the free wind back into both thermal energy and cosmic rays. Thus, the total energy efficiency in converting SNe energy to energy available for driving the outflow is $\epsilon_w + \epsilon_{cr}$. For most of our calculations we assume $\epsilon_w = 0.05$ and $\epsilon_{cr} = 0.05$ making total energy efficiency of 0.10. This efficiency is 2-3 times lower than the efficiency that has been found in numerical simulations (see Mori et al. (2002) where they obtained 20-30% efficiency) and hence a conservative value. Further, we assume a Salpeter initial mass function for the distribution of formed stars in the mass range $1 - 100 M_\odot$ that resulted one SNe per $50 M_\odot$ of star formation.

The above equations are simultaneously solved numerically starting from a set of initial conditions as described in Samui et al. (2008). We follow the outflow dynamics till the outflow peculiar velocity decreases to the local sound speed in the IGM. At this point we assume that the shock would disappear and the outflowing material would mix with the IGM and expand with the Hubble flow.

3 MAGNETIC FIELD DYNAMICS

It is important to explore the magnetisation of the IGM by outflows. We have already mentioned that the magnetic fields play an important role in its interaction with cosmic rays and hence probably in the thermal history of the universe. Galactic outflows are potential candidates to magnetise the IGM. Here, we wish to estimate the strength of the IGM magnetic fields resulting from our outflow

models. Note that we treat evolution of magnetic fields separately and do not consider any dynamical effects of magnetic fields on the evolution of the outflow.

We assume that micro-Gauss level magnetic fields are present in the ISM of the high redshift protogalaxies when outflows begin. These fields themselves would be generated by turbulent dynamo processes in the galaxy (Brandenburg & Subramanian 2005; Kulsrud & Zweibel 2008; Ruzmaikin et al. 1988; Rodrigues et al. 2015). The ionised plasma in the wind would be coupled with this magnetic field and transport the magnetic flux out of the galaxy with the outflowing material. In order to calculate the strength of magnetic fields that can be deposited in the IGM via this process we follow Bertone et al. (2006) where they considered magnetising the IGM by thermally driven winds.

There are two possible scenarios in the co-evolution of magnetic fields and outflows. In the first case that we refer as ‘conservative’ model, the magnetic fields from the galaxies are injected into the outflowing material and just get diluted as they expand with the outflow, obeying the magnetic flux freezing condition. The evolution of magnetic fields in such models is governed by following equation (Bertone et al. 2006),

$$\frac{dE_B}{dt} = \dot{E}_{B_{in}} - \frac{1}{3} \frac{\dot{V}_w}{V_w} E_B. \quad (11)$$

This assumes that the magnetic fields are frozen in the plasma and energy is lost only due to adiabatic expansion. Here, E_B is the total magnetic energy in the wind bubble; V_w is the volume of the wind bubble. Further, $\dot{E}_{B_{in}}$ is the magnetic energy injection rate in the bubble from the galaxy and we take

$$\dot{E}_{B_{in}} = \epsilon_{B_{in}} \frac{\dot{M}_w}{\bar{\rho}_{in}} = \epsilon_{B_{in}} 4\pi R_1^2 v_w \quad (12)$$

with the density of the free wind material is given by

$$\bar{\rho}_{in} = \frac{\dot{M}_w}{4\pi R_1^2 v_w}$$

and the magnetic energy density that is injected in the wind bubble is

$$\epsilon_{B_{in}} = \frac{B^2}{8\pi} \left(\frac{\bar{\rho}_{in}}{\bar{\rho}_{ISM}} \right)^{4/3}. \quad (13)$$

B is the magnetic field inside the star forming galaxy. The value of B ranges from $\sim 10 - 20 \mu\text{G}$ in nearby spirals to values of $B \sim 50 - 100 \mu\text{G}$ in nearby starburst galaxies and in barred galaxies (see Beck 2016, for a review and references). There is also tentative evidence from high- z Mg II system that $z \sim 1$ galaxies are already magnetized to current levels (Bernet et al. 2008; Farnes et al. 2014). Thus it seems reasonable to adopt $B \sim 10 - 20 \mu\text{G}$ for the galaxies at high redshift which are driving outflows. Further, $\bar{\rho}_{ISM}$ is the density of the ISM gas taken as 1000 times the average density of the halo.

In the above ‘conservative’ case we ignore the possible amplification of magnetic fields inside the outflow and thus we get the minimum possible value of magnetic fields that can be inputted into the IGM via outflows. In a more optimistic model B we take into account of possible amplification of magnetic fields in the wind plasma due to shear flow and turbulence of the wind material. The characteristic time scale for this process is roughly given by (Bertone et al. 2006),

$$\tau_{\text{eff}}^{-1} = f_s \frac{\dot{R}_s - H(t)R_s}{R_s} = f_s \left(\frac{\dot{R}_s}{R_s} - H(t) \right) \quad (14)$$

with $H(t)$ is the Hubble parameter. Here, $\dot{R}_s - H(t)R_s$ is the peculiar velocity of the outflow with respect to Hubble flow and dividing it by R_s gives a measure of the velocity shearing rate in the outflowing material. Such a velocity could reflect itself in turbulence, which amplifies the field, due to a small-scale turbulent dynamo, on the turbulent eddy turn over timescales (Kazantsev 1967; Brandenburg & Subramanian 2005; Bhat & Subramanian 2015). In such a dynamo the smallest eddy which has a magnetic Reynolds number above a critical value decides the rate of initial amplification. The fudge factor $f_s > 1$ gives how much faster such an amplification occurs with respect to the shear time-scale. It will depend on the poorly known properties of the turbulence in the hot bubble and could be much greater than unity, if the smallest super-critical eddy is much smaller than the bubble size. We assume $f_s \sim 1$ as a conservative estimate below. Including this amplification, the change in magnetic energy can be calculated from

$$\frac{dE_B}{dt} = \dot{E}_{B,in} + \left(\frac{1}{\tau_{\text{eff}}} - \frac{1}{3} \frac{\dot{V}_w}{V_w} \right) E_B \quad (15)$$

which for $R_s \gg R_1$, can be simplified to

$$\frac{dE_B}{dt} = \dot{E}_{B,in} - H(t)E_B. \quad (16)$$

This would provide us a more optimistic value of the magnetic fields with which IGM can be seeded via outflows.

4 STRUCTURAL CHARACTERISTICS OF OUTFLOWS

Having set up the machinery for the evolution of outflows from star forming galaxies, driven by the thermal and non-thermal pressures and the spreading of magnetic fields and cosmic rays via such outflows, we present here some important characteristics of individual outflows resulting from our numerical calculations. We first focus on some representative masses of host galaxies in order to show the general trends in our models.

4.1 Outflow from dwarf galaxies

We begin with the study of outflows from a host galaxy of total mass $M = 10^8 M_\odot$ that has collapsed at $z_c = 10$. The star formation history of such galaxies is shown by the solid red curve in Fig A1. As we can see from this figure, in such small mass galaxies, due to strong negative SNe feedback or a large η_w , star formation completely stops after 10^7 yrs. Hence, it is essential to investigate whether such strongly suppressed and brief duration of star formation can at all produce enough SNe energy to drive a galactic scale outflow from the galaxy. The important characteristics of the outflow originating from this particular galaxy are shown in Fig. 2. Indeed we see in Fig. 2 that a galactic scale outflow has resulted from such galaxy. It is important to note here that, models with the same amount of energy input into only the thermal gas, does not result in an outflow from such a small mass galaxy. High mass loading increases the density of the hot bubble causing it to cool fast via radiative cooling and terminate the outflow. It is only in presence of cosmic rays that an outflow is generated in such galaxies. Thus we clearly see the importance of cosmic rays here.

It is clear from panel (a) of Fig. 2 that the outflow crosses the virial radius of the halo at $\sim 3 \times 10^7$ yrs, goes far beyond the virial radius before it mixes with the IGM. The final physical radius of the outflow is 20 kpc before it is frozen into the Hubble flow after $\sim 3 \times 10^8$ yrs from the collapse of the halo. Note that the halo has

a virial radius of 1.4 kpc. Therefore, the outflow originating from the host galaxy is able to pollute IGM with metals, magnetic fields and CRs upto ~ 15 times of its virial radius. The outflow achieves a maximum speed of 110 km/s just after crossing the virial radius of the halo (panel (b) and (d) of Fig. 2). The sudden increase in the velocity after crossing the virial radius is due to rapid change in the gas density profile outside the halo.

It is interesting to note that even though star formation ceased after few times 10^7 yrs the inner shock still persists upto a time $\sim 5 \times 10^7$ yrs (panels (a) and (c)). This is due to the fact that it takes a finite time for the effects of energy release by SNe to be felt at the inner shock. The inner shock starts from zero initial value (our initial condition), rapidly goes closer to the outer shock reaching to a maximum of $0.65R_s$. Thus, it never comes very close to the thin shell and the outflow never transits to a momentum driven stage. It can be seen from panel (f) of Fig. 2 that the temperature of the bubble is always less than 10^4 K. So, the thermal pressure would not have sustained the bubble region leading to a direct momentum impact of the free wind to the thin shell. However, in presence of cosmic ray pressure this never happens. From panel (e) we see that at very initial stage of the flow the thermal pressure and cosmic ray pressure were comparable to each other. But soon the gas loses its thermal energy by radiative cooling due to higher density of the wind material. At this point, the cosmic ray pressure becomes an order of magnitude higher than the thermal pressure even if initially they were of same order. This extra cosmic ray pressure completely governs the further evolution of the outflow keeping it always like an ‘energy driven flow’.

We now turn to the spread of metals and magnetic fields by the outflow. Panel (g) of Fig. 2 shows the magnetic field strength in the outflowing gas, as a function of the outflow radius. Here, we have used the ‘conservative’ model for the magnetic fields evolution, and assumed $B \sim 10 \mu\text{G}$ in the galaxy. By the time outflow reaches the virial radius, the average strength of the magnetic fields is $\sim 0.02 \mu\text{G}$. It reduces farther reaching to a value of 0.4 nano Gauss when the outflow mixes with the IGM. The field strength could be even larger if we take B larger as would be appropriate for a star bursting galaxy. Note that the ‘optimistic’ model would predict an order of magnitude higher magnetic field strength. The amount of metals carried out by the wind material from the ISM to the bubble increases with time and hence it increases the metallicity of the bubble gas. We see from panel (h) that by this outflow we can pollute IGM with a metallicity of $Z \sim 0.001$.

In a nutshell, the star formation and resulting SNe explosions in a $10^8 M_\odot$ halo can produce a galactic scale outflow of ‘cold’ gas, mostly driven by the cosmic ray pressure and can pollute a spherical region of radius 20 kpc with metals (metallicity of 0.001), cosmic rays and magnetic fields with of order a nano Gauss strength when it mixes with the IGM.

4.2 Outflow characteristic of a galactic scale halo

We now consider the outflow from a more massive halo with mass $M = 10^{11} M_\odot$ and collapse redshift of $z_c = 4$. The resulting outflow properties are shown in Fig. 3. We choose such an example as we will show later that these halos contribute most to the global volume filling of the wind material today. The basic picture remains the same as its low mass counterpart. However, there are certain differences. Owing to its higher star formation rate, the outflow from the halo extends to more than a Mpc from the centre of the galaxy before merging into the IGM (panel (a)). It achieves a maximum velocity of 340 km/s while crossing the virial radius of

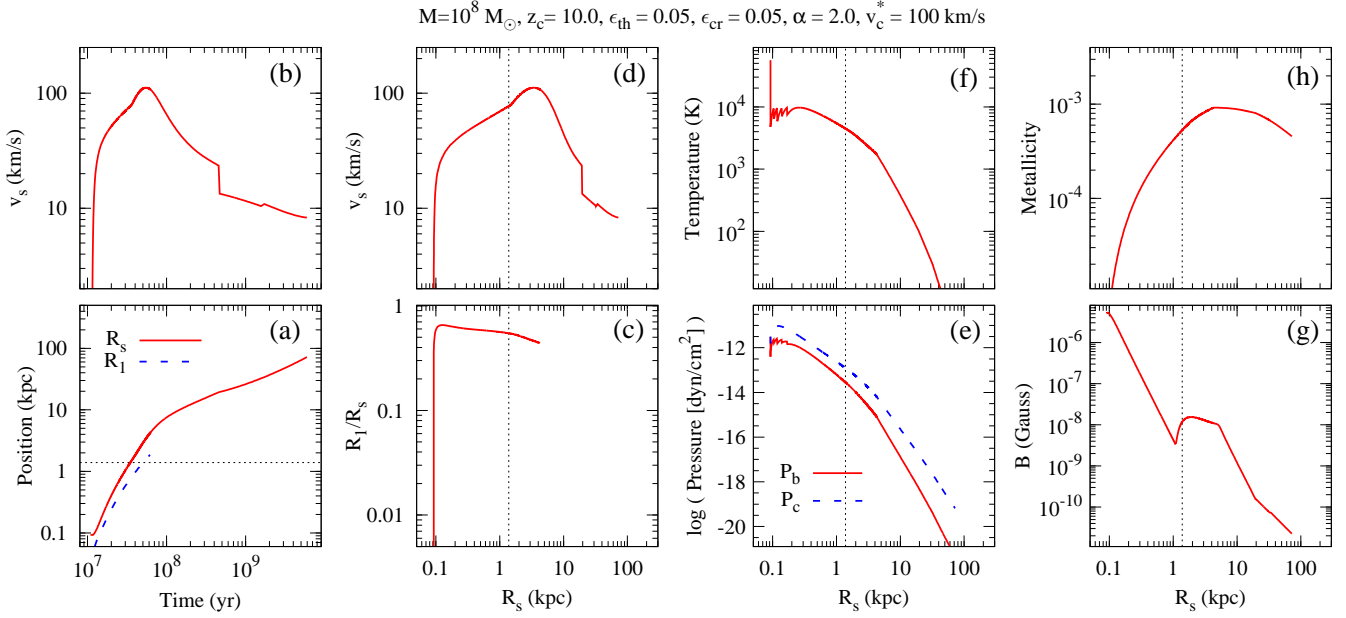


Figure 2. The characteristics of an outflow originating from a galaxy with total mass $M = 10^8 M_\odot$ that has collapsed at $z_c = 10$. We show in panel (a) the position of inner and outer shocks as a function of time. In panels (b) and (d) we have shown the velocity of the outer shock as a function of time and its position (R_s) respectively. Panel (c) shows the ratio between the positions of inner and outer shocks as a function of R_s . The thermal and cosmic ray pressures are plotted in panel (e) with solid and dashed lines respectively. The evolution of the temperature and the metallicity of the hot bubble gas are shown in panels (f) and (h). In panel (g), the evolution of the magnetic field in the outflowing gas for our pessimistic model is plotted as a function of the outer shock position. The horizontal dotted line in panel (a) and vertical dotted lines in panels (c) to (h) mark the position of virial radius of the halo.

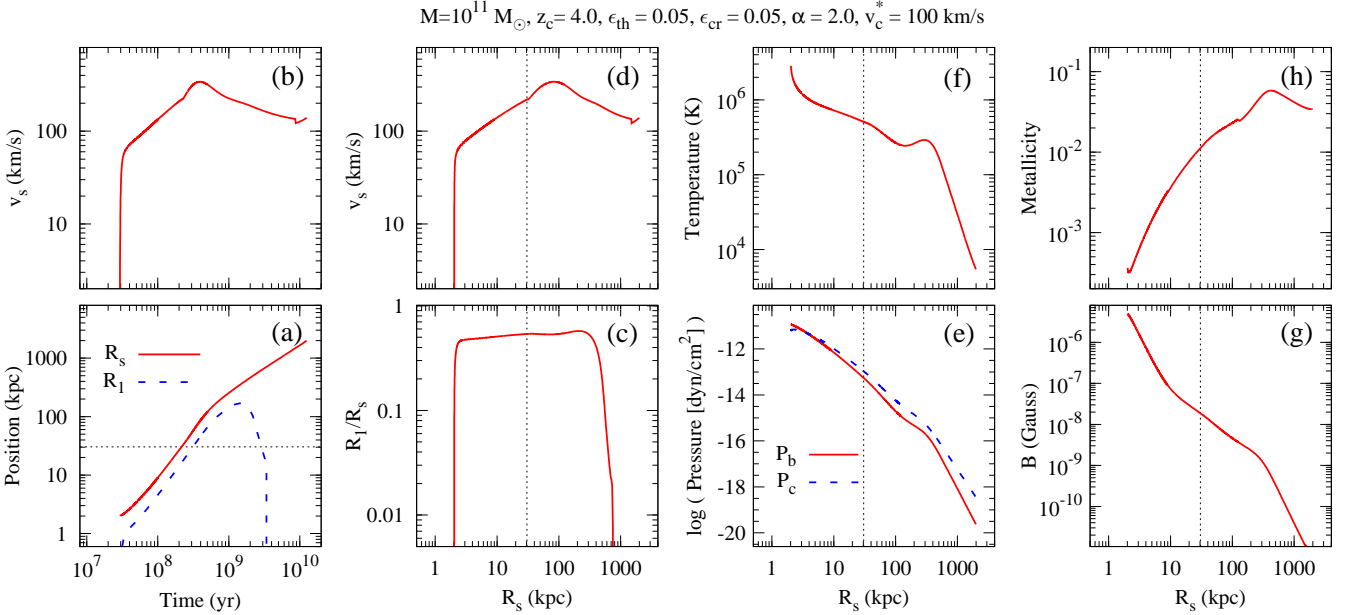


Figure 3. Same as Fig. 2 but for a halo of mass $M = 10^{11} M_\odot$ and collapse redshift $z_c = 4$.

the halo (panel (b) and (d)). The outflow remains ‘energy driven’ through out its lifetime; the inner shock never catches up the outer shock as can be seen in panels (a) and (c) of Fig. 3. It is interesting to note that with same amount of energy input to the hot bubble solely as thermal energy, would lead to an outflow reaching less distance compared to the two component outflow. At the initial stage both the outflows (only hot gas driven and hot gas plus cosmic ray

driven) behave in similar manner. Only in the later stage of evolution the cosmic ray driven outflow wins over the other due to softer equation of state. Thus two component outflows are more efficient in spreading metals, magnetic fields and cosmic rays in the IGM (even when the same amount of energy is split between the thermal and cosmic ray components).

The most striking difference between outflows from high and

low mass galaxies is in the temperature evolution. In the low mass galaxy the outflowing material is cold. But in the high mass galaxy the density of hot bubble is low due to smaller η_w making the radiative cooling less efficient. Thus as can be seen in panel (f) of Fig. 3, the temperature of the hot gas is more than 10^6 K when the outflow starts. It decreases afterwards, but never becomes less than 10^4 K when the outflow is in active stage. Note that having only thermally driven outflows would lead to much higher temperature compared to cosmic ray driven outflows. Further, the thermal and cosmic ray pressures remains comparable to each other through out the life time of the outflow (panel (e)). It is interesting to understand the evolution of both the pressures. Initially, the thermal pressure is higher than the cosmic ray pressure. However, after some time the cosmic ray pressure becomes higher. Such a feature arises due to different adiabatic indices for thermal gas and relativistic cosmic ray component causing pressure of the non-thermal component to decrease more slowly under adiabatic expansion (see Eqs. 3 and 4).

The amount of metals that can be spread by a $10^{11} M_\odot$ galaxy is almost two orders of magnitude higher than that of a $10^8 M_\odot$ galaxy. It can be seen by comparing panel (h) of Figs. 2 and 3. The large galaxy produce more metals through SNe and thus eject more via outflow. On the other hand, they both magnetise the IGM with similar magnetic field strength but over different volumes. Thus outflows from massive galaxies pollute a fairly large volume of IGM with hot gas with higher metallicity. But they contribute in a similar fashion in magnetising the IGM. This may change if we consider a halo mass dependence in B of Eq. 13.

Further, note that in panel (g) of Figs. 2 and 3, the evolution of the magnetic fields has been obtained for our ‘conservative’ models. The ‘optimistic’ models produce an order of magnitude higher magnetic field in the IGM. We will discuss its implication on the thermal history of IGM later.

4.3 Comparison with Previous models

In this section we compare both cosmic ray and thermally driven outflows with models of Paper I that considered only the thermally driven outflows. As already mentioned, there are two improvements in present models compared to Paper I. Firstly, the prescription for the star formation now takes into account the negative feedback arising from the SNe driven winds. Secondly the winds are now driven by both thermal and cosmic ray pressures. As described before, these two effects are counter veiling when it comes to wind dynamics. In this section we compare different models in more details.

First we study the effect of SNe feedback on star formation. In Fig. 4, we show the properties of thermally driven outflows with models discussed in Paper I by blue dashed curves. The corresponding curves for models that includes SNe feedback are given in dotted dark-green lines. The bottom panels consider outflow from a $10^8 M_\odot$ galaxy. It is clear that in such galaxies wind never takes off in the models that include SNe feedback. This is because of (i) the reduction in the star formation (especially due to the larger η_w in dwarf galaxies) and (ii) increase in the mass loading that leads to higher density and hence rapid cooling of the hot bubble gas. It is also evident from the figure that one can have outflows in such halos when we include the CR pressure (solid red curves). Thus we conclude that in small mass galaxies with a large mass loading, outflows can only be driven in presence of cosmic rays. Further, the outflowing gas will have low temperature due to efficient radiative cooling (temperature of $< 10^4$ K as can be seen in the left bottom panel of Fig. 4).

For large galaxies such as $M = 10^{11} M_\odot$, the cosmic ray driven outflows driven with same energy efficiency reaches much larger distances (see top panels of Fig. 4). This is because the cosmic ray pressure drops slower with radius than the thermal pressure due to a different adiabatic index. Thus cosmic ray pressure is able to push the outflowing gas further away compared to the one driven by thermally driven outflows. This can be seen from the velocity profile as plotted in the top middle panel of Fig. 4. Further, the temperature of the bubble gas is also lower by an order of magnitude in case of cosmic ray driven outflows making it plausible for detection of metals.

5 GLOBAL INFLUENCES OF OUTFLOWS

In previous section we have investigated several key characteristics of outflows originating from the high redshift star forming galaxies. Here we show the global impact of outflows on the inter galactic medium at different redshifts. The most interesting physical quantity is the total volume of the universe/IGM that is affected/polluted by these outflows. In this respect we define volume filling factor as $F = 1 - \exp[-Q(z)]$ with porosity Q is defined as

$$Q(z) = \int_{M_{\text{low}}}^{\infty} dM \int_z^{\infty} dz' \frac{d^2 N(M, z, z')}{dz' dM} \frac{4}{3} \pi [R_S(1+z)]^3. \quad (17)$$

Here, $d^2 N(M, z, z')/dz' dM$ is the comoving number density of dark matter halos having mass between M and $M + dM$ that are formed in redshifts range z_c and $z_c + dz_c$ and surviving till redshift z without being merged with other halo. We use the modified Press-Schechter (PS) formalism of Sasaki (1994) to calculate this number density. In particular, it is obtained from (Chiu & Ostriker 2000; Choudhury & Srianand 2002; Samui et al. 2007)

$$\begin{aligned} \frac{d^2 N(M, z, z')}{dz' dM} dM dz' &= N_M(z') \left(\frac{\delta_c}{D(z') \sigma(M)} \right)^2 \frac{\dot{D}(z')}{D(z')} \\ &\times \frac{D(z')}{D(z)} \frac{dz'}{H(z')(1+z')} dM. \end{aligned} \quad (18)$$

Here, $N_M(z') dM$ is the Press-Schechter mass function (Press & Schechter 1974), $\delta_c = 1.686$ is the critical over density for collapse, $H(z)$ is the Hubble parameter, $D(z)$ the growth factor for linear perturbations and $\sigma(M)$ the rms mass fluctuation at a mass scale M .

Note that Eq. 18 does not take account of the survival of the hot bubble when two halos merge to form a bigger halo and thus using it in Eq. 17 would provide a lower limit on Q or F . On the other hand if we use simple derivative of any mass function as the formation rate of halos and use it as $d^2 N(M, z')/dz' dM$, we would get an upper limit on the F or Q as we do not consider the merging of outflows. To explore this we use derivative of Sheth-Tormen mass function (Sheth & Tormen 1999) to calculate the formation rate of halos and hence the volume filling factor and associated properties of outflows.

The lower mass limit (M_{low}) in Eq. (17) is determined from the physical conditions required to host star formation. Before reionisation, gas inside a dark matter halo can cool via atomic Hydrogen if virial temperature (T_{vir}) of the halo is greater than 10^4 K. In presence of molecular Hydrogen, a halo with virial temperature as low as 300 K can cool and host star formation (Tegmark et al. 1997; Haiman et al. 2000). In what follows we consider two models: (i) atomic cooled models where we assume M_{low} corresponds

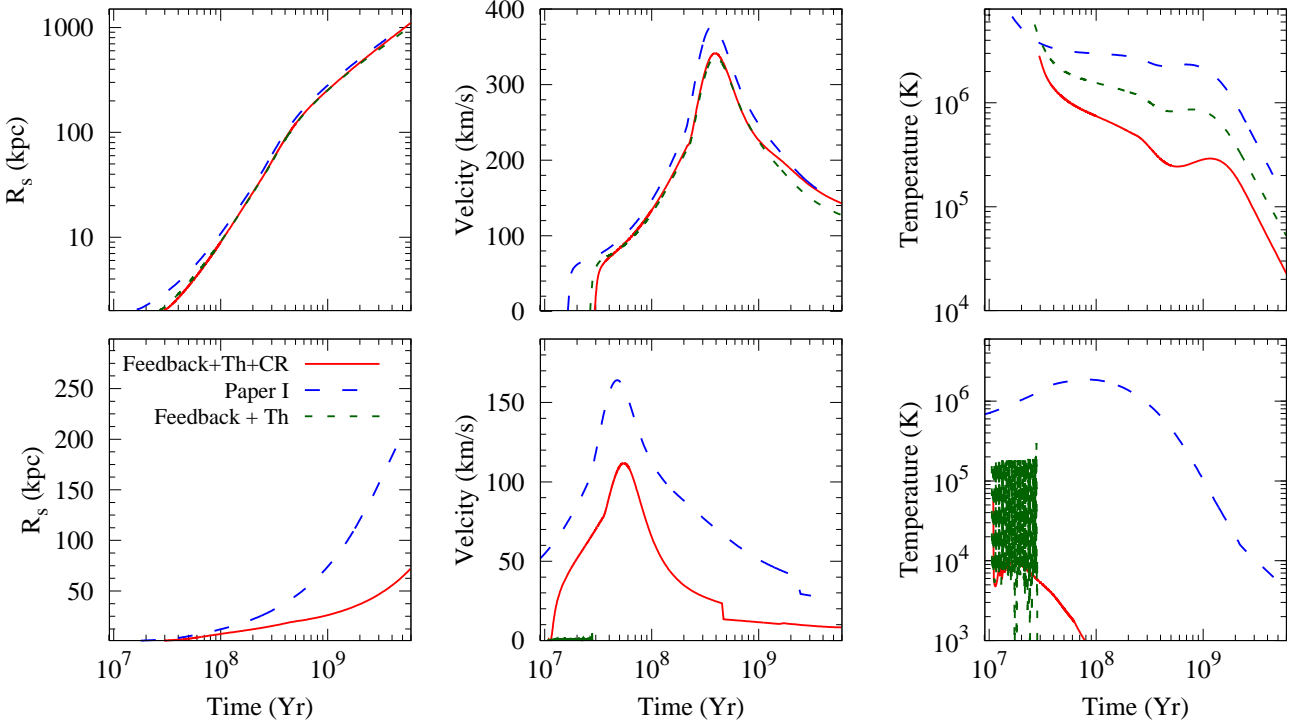


Figure 4. Comparison of old models of Paper I with new models for galaxies with masses $10^8 M_{\odot}$ (bottom panels) and $10^{11} M_{\odot}$ (top panels). We show the outer shock positions (left panels), shock velocity (middle panels) and temperature of bubble gas (right panels) as a function of time. The solid red lines are for present models that consider SNe feedback in star formation and both cosmic rays and thermal gas drive outflows. Predictions by the models of Paper I that assumed only thermally driven outflows and did not take account of SNe feedback in star formation are shown by blue dashed lines. Finally, outflows that are generated by only the hot thermal gas due to star formation with SNe feedback are shown by dark green dotted lines.

to $T_{\text{vir}} = 10^4$ K and (ii) molecular cooled models where we take M_{low} corresponds to $T_{\text{vir}} = 300$ K. Further, in the ionised region of the universe due to radiative feedback, a halo can host star formation only if its circular velocity is more than about 35 km/s due to increase of Jeans mass (see Bromm & Loeb 2002; Samui et al. 2008; Jose et al. 2014, for details of radiative feedback). Thus in order to know whether a halo can host star formation or not we need to follow the reionisation history of the universe self-consistently. We follow Samui et al. (2007) in order to calculate the ionisation state of the universe. At this point we wish to note that all our self-consistent reionisation models are compatible with available observations, namely reionization redshift $z_{\text{re}} \gtrsim 6$ and the resulting electron scattering optical depth is within $\tau_e = 0.067 \pm 0.016$ (Planck Collaboration et al. 2016b).

Further for any physical quantity related to outflows, we calculate porosity weighted average as

$$\langle X \rangle = Q^{-1} \int_{M_{\text{low}}}^{\infty} dM \int_z^{\infty} dz' \frac{d^2 N(M, z, z')}{dz' dM} \times \frac{4}{3} \pi [R_S(1+z)]^3 X, \quad (19)$$

X being the physical quantity. If one does not include Q^{-1} factor it would correspond to the mean value of X in the IGM.

5.1 Atomic cooling models

We start by showing results for our ‘Atomic cooled’ models with Press-Schechter mass function. In Fig. 5 we show various physi-

cal quantities related to outflows as a function of redshift by solid curves. In panel (a) we show the most relevant quantity, the volume filling factor F of the bubbles. Initially at $z = 10$ the filling factor is small ~ 0.01 , gradually increases to 0.26 at $z = 3$ and finally reaches to 0.6 by $z = 0$. Thus a minimum 60% of the universe can be filled with outflows from atomic cooled halos by today. The average halo mass contributing to the volume filling is plotted in panel (b). Above $z = 6$ the average halo mass contributing most in volume filling is $\sim 10^8 M_{\odot}$. During this period the average bubble radius is 100 kpc (panel (c)). At later times both the average mass and bubble size increase slowly due to two reasons. Firstly, the number of higher mass galaxies are increasing in a hierarchical formation scenario. Secondly, the existing outflows are getting more time to grow in size. At $z = 0$, massive galaxies with average mass $\sim 10^{11} M_{\odot}$ having outflows of Mpc scale are responsible for volume filling the universe.

The porosity weighted peculiar velocity at different redshift is plotted in panel (d) of Fig. 5. Initially, most of outflows are in the early active stage having higher individual outflow velocity; thus the average peculiar velocity is also as high as 50 km/s. However, the outflows are coming from small mass galaxies. Hence they have a lower average temperature of 10^3 K (see panel (e)). As the time passes, these outflows grow older and their speed reduces. But as new massive galaxies started collapsing, the peculiar velocity raises to 55 km/s at $z = 2$. The average temperature of the bubble also shows a peak of 10^5 K at the same time. The average density of the bubble is shown in panel (f) by the solid curve and most of the time it stays below the average IGM density (shown by the dashed line)

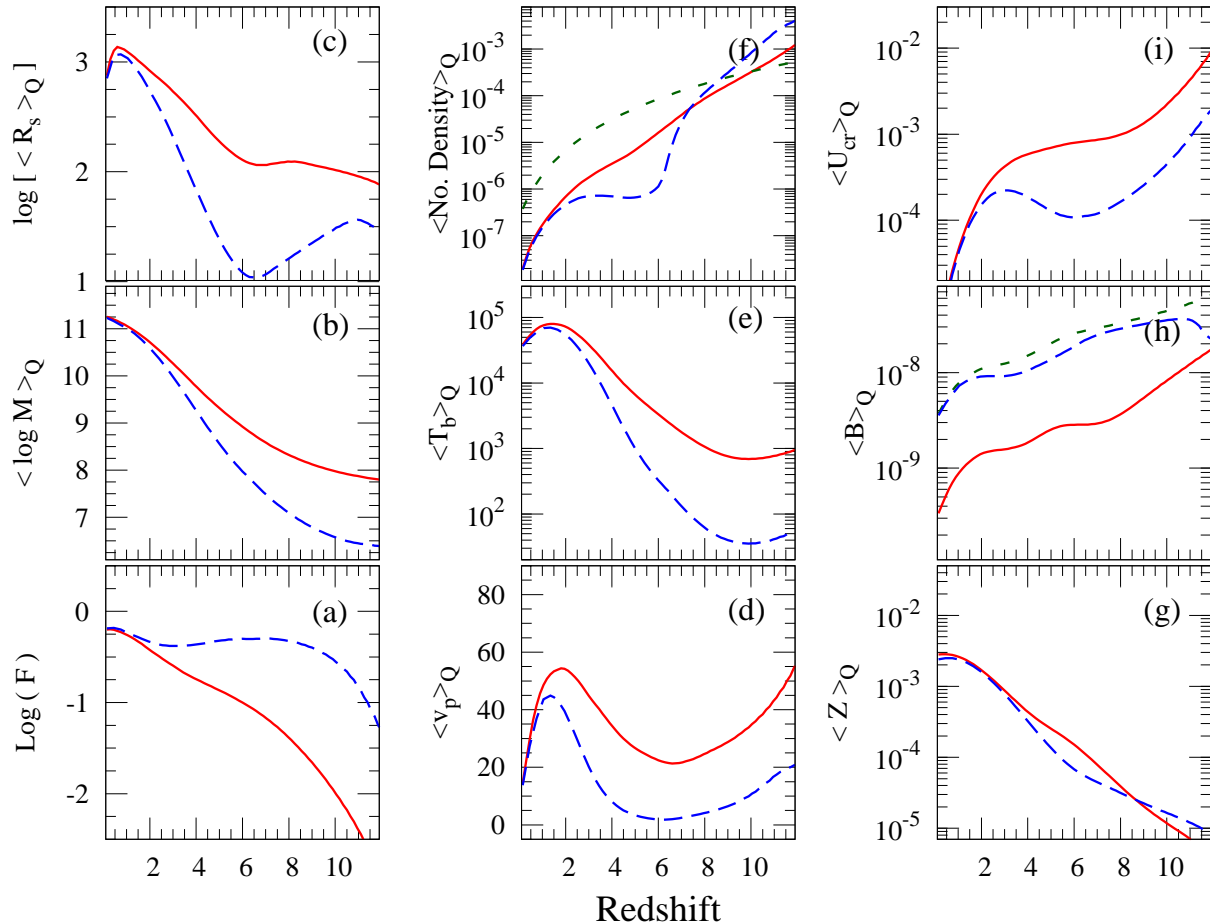


Figure 5. Global properties of outflows resulted from atomic cooling model (solid lines) and molecular cooling models (dashed lines). We show volume filling factor F in panel (a). The porosity weighted average halo mass (in unit of M_{\odot}), outflow radius (R_s in kpc), peculiar velocity (v_p in km/s) and bubble gas temperature (T_b in K) are shown in panels (b), (c), (d) and (e) respectively. In panel (f) we have compared the average number density per cc of the gas inside the bubble with the IGM number density density at that redshift (dotted curve). The amount of metals and magnetic fields in conservative models (B in Gauss) that can be put in the IGM are shown in panel (g) and (h) respectively. Result for the optimistic models with molecular cooled halos is shown by dotted line in panel (h). Finally in panel (i) we show the excess cosmic ray energy density (U_{cr} in eV/cm^3).

at that redshift. This is expected as the hot bubble sweeps up the IGM into a shell creating a low density, high temperature regions.

One reason for studying outflows is to understand how efficiently they can pollute IGM with heavier elements, magnetic fields and CRs. The metallicity and magnetic field evolution of the IGM are shown in the panels (g) and (h) of Fig. 5, respectively. As expected the IGM metallicity level increases with time as more and more SNe explode and resulting metals are put into the IGM via outflows. Finally, the metallicity of the IGM that can be reached by today is $\sim 10^{-2}$ (panel (g)). Note that these metals are distributed in 60% volume of the universe. In the same volume, the average magnetic field strength that can be seeded by outflows is 0.4 – 4 nano Gauss at $z = 0 - 3$, for an assumed $B \sim 20 \mu\text{G}$ in galaxies, for our conservative model. Models with optimistic magnetic fields evolution predict, $\langle B \rangle \sim 2 - 20$ nano Gauss, or an order of magnitude higher magnetic fields seeded by this mechanism, as can be seen from the dashed line of panel (h) in Fig. 5.

Finally, it is interesting to investigate the magnitude of the porosity weighted cosmic ray energy density that is still remaining in the plasma. We show this in panel (i) of Fig. 5. Before, $z = 6$ the remaining CR energy density is as greater than $10^{-3} \text{ eV cm}^{-3}$. However, only 10% of the universe is filled with these cosmic rays.

Even at low redshift the energy density of cosmic rays does not reduce much. At $z = 3$ (1) the excess energy density of in the cosmic rays is $5 \times 10^{-4} \text{ eV cm}^{-3}$ ($10^{-4} \text{ eV cm}^{-3}$) in 26% (55%) volume of the universe. We will discuss this further in the following section and compare this energy density with the thermal energy density of the IGM.

We note that there is not much qualitative change in the globally averaged physical properties associated between our current model, where outflows are driven by both thermal and cosmic ray pressure, compared the models of Samui et al. (2008), where we considered outflows to be only thermally driven. The crucial difference however, is that the current models have taken account also of the negative feedback on star formation due to SNe driven mass loss. And in this case, without cosmic ray pressure, a large-scale outflow cannot even be initiated in dwarf galaxies. One property which does change is the overall volume filling factor, which is smaller in the current models, compared to Samui et al. (2008), because of the overall reduction in star formation due to SNe feedback. Further, the average temperature of the outflows has reduced dramatically, due to enhanced mass loading in the hot bubble, which will help in the detectability of the heavier elements in the quasar absorption spectrum.

5.2 Molecular cooled models

We now turn to the ‘molecular cooled’ models. As discussed in Samui et al. (2008) outflows from atomic cooled halos can potentially disturb Lyman- α forest due to their large peculiar velocity and higher temperature and we showed that molecular cooled halos provide a respite from this by filling the IGM at very early epoch with smaller outflows. In Fig. 5 we show the global properties of outflows for such models with dashed lines. As expected, in these models outflows volume filled quite early; at $z = 8$, more than 75% of the IGM is filled by the wind material and hence with metals, cosmic rays and magnetic fields. The contribution comes mostly from galaxies of masses $10^7 M_\odot$ or less with average bubble size less than 30 kpc (see panels (b) and (c)). Upto $z = 3$ the average peculiar velocity of the outflowing material is less than 20 km/s with average outflowing gas temperature less than 10^4 K. Thus, cold gas from the small mass molecular cooled halos dominates the volume filling of the IGM and is expected not to disturb the Lyman- α forest.

The other physical quantities such as gas density of bubbles, amount of metals and magnetic fields put in the IGM remain similar (panels (f), (g) and (h) of Fig. 5 respectively) in both molecular cooled and atomic cooled models. Note that in Fig. 5 we have shown the possible magnetisation of the IGM with our optimistic models as well and that resulted one order of magnitude higher value compared to conservative model. The excess porosity weighted cosmic ray energy density remains one order of magnitude smaller in case of molecular cooled models for $z \gtrsim 6$. After that the difference between atomic and molecular cooled models decreases and finally by $z \lesssim 2$ they become equal.

Finally, in Fig. 6 we compare the volume filling factor as obtained from using Sheth-Tormen (ST) mass function with that of Press-Schechter (PS) mass function. From the figure it is clear that the Sheth-Tormen mass function predicts a much larger volume filling of the universe. For example in atomic cooled models at $z = 3$, the ST mass function predicts 60% volume of the universe is filled with outflows (red dotted-dashed curve) compared to 35% with PS mass function (solid blue curve). Similarly for molecular cooled models at $z = 3$, the volume filling factors are $F = 0.65$ and 0.41 for ST and PS mass function respectively. Note that other physical properties do not change much when using different prescription for the halo formation rate.

Thus we conclude that outflows can significantly volume filled the universe with metals, magnetic fields and cosmic rays. In passing we note that Bertone et al. (2006) also got similar magnetic field strength of $10^{-8} - 10^{-12}$ Gauss in the IGM. However, their outflows never volume filled the universe as their simulation did not include small mass galaxies.

6 IMPLICATIONS OF OUTFLOW MODELS

The outflow models discussed here has a number of interesting consequences, which we discuss below.

6.1 Detectability of metals

In Paper I, we showed that even if the outflows are efficient in volume filling the universe with metals, their detectability as C IV or O VI was not possible due to higher temperature and lower density of the outflowing medium. However, in cosmic ray driven outflows both the temperature is lower and density is higher, such that the

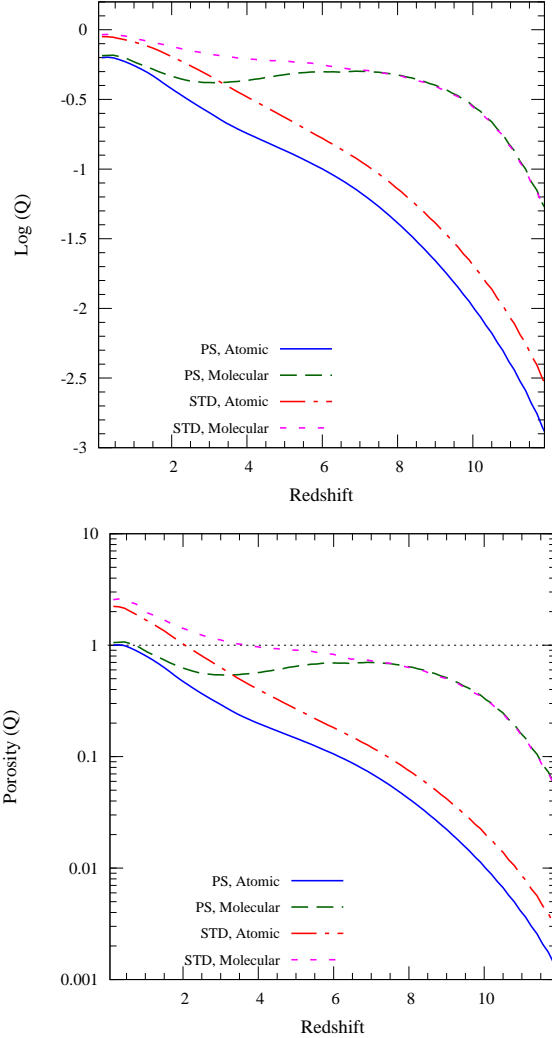


Figure 6. Comparison of volume filling factor (top panel) and porosity (bottom panel) as expected from different mass functions. Solid blue line and red dotted-dashed line show the filling factor predicted by atomic cooled models with PS and ST mass functions respectively. For molecular cooled models the comparison is shown by green dashed (PS) and magenta dotted (ST) lines.

detection of metals becomes easier. In principle metals could be detected in the free wind from the galaxy, the bubble gas and in the general IGM. Firstly, the free wind driven by cosmic rays can be cold and metals such as NaI, MgII can be observed from there. However, note that the hydrogen column density of the free wind is $\lesssim 10^{21} \text{ cm}^{-2}$ if we assume a uniform density profile for the outflowing gas as can be seen from Fig. 7. In such column density, the shielding is not enough for such low ionisation state of Mg or Na to survive in enough amount unless the metallicity of the gas is higher than that of the sun. However, if there are pockets of high density metal enriched gas in the free wind, they could have high enough N[H] to be able to produce Na I or Mg II absorption. And such pockets of cold high density gas could survive for longer period in a cold and magnetized cosmic ray driven free wind. The lower temperature makes evaporation less efficient and magnetic field can drape themselves around the gas cloud to reduce the evaporation of gas across the field lines.

As per as the detectability of the metals in the hot bubble,

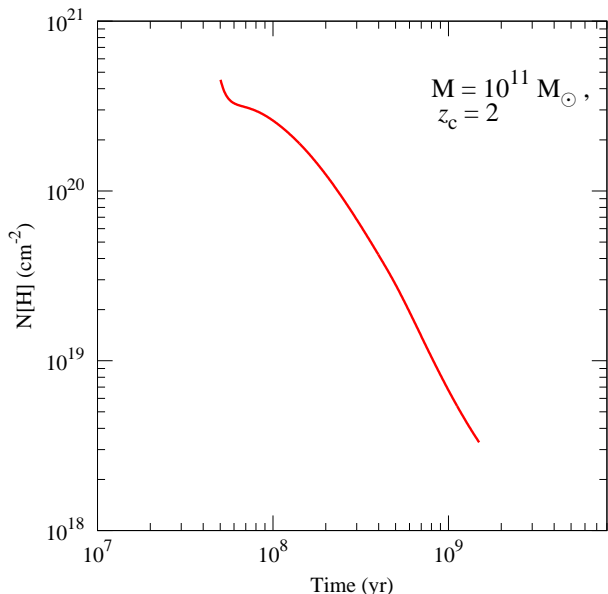


Figure 7. Hydrogen column density in the free wind in a halo of mass $10^{11} M_{\odot}$. It is shown till the star formation lasts.

firstly, due to higher mass loading (η_w) from the galaxy, the density of the bubble is higher. More importantly, the bubble temperature on the average is below 10^4 K as cooling of the gas is more efficient due to the higher density. This will enhance the detectability of bubble metals. Moreover, most of the mass of both the metal rich bubble and the more pristine swept up shell material, reside near the contact discontinuity (see Chevalier 1983; Samui et al. 2008; Bell 2015). These two are then likely to mix due to turbulence induced by Rayleigh-Taylor and other secondary instabilities. Such mixing could further enhance the detectability of metals in the circum-galactic medium. Finally, in molecular cooled models outflows volume filled the universe very early in time, putting metals in IGM. This metal enriched gas will gather into filaments which are thought to produce Lyman- α forest absorption in quasar spectrum. Such enriched regions can also lead to metal absorption lines associated with the Lyman- α forest.

6.2 Thermal history of the IGM

We now explore the possible implication of the excess cosmic ray energy from outflows to the thermal history of the IGM. As noted earlier, observations of absorption lines in high redshift quasar spectra reveal that the temperature of the inter galactic medium at $z = 2-3$ is few times 10^4 K (Becker et al. 2011). This temperature is measured in the mildly overdense region of the IGM with overdensity less than 10 probed by the Lyman- α forest. It is believed that the IGM temperature keeps some memory of the reionisation process. At the end of the hydrogen reionisation the temperature of the IGM is set to $1 - 3 \times 10^4$ K (Schaye et al. 2000; Ricotti et al. 2000) due to photoionisation heating. In absence of any other heating mechanism after reionisation, the IGM temperature should drop adiabatically with the expansion of the universe as $(1+z)^2$. Thus in models where reionization of the universe occurred earlier than $z = 6$ (as expected from observations of quasar spectra) one would not be able to explain the observed IGM temperature at $z = 2-3$. We need an additional heating mechanism to explain this temperature floor. Several authors have suggested the late HeII to HeIII

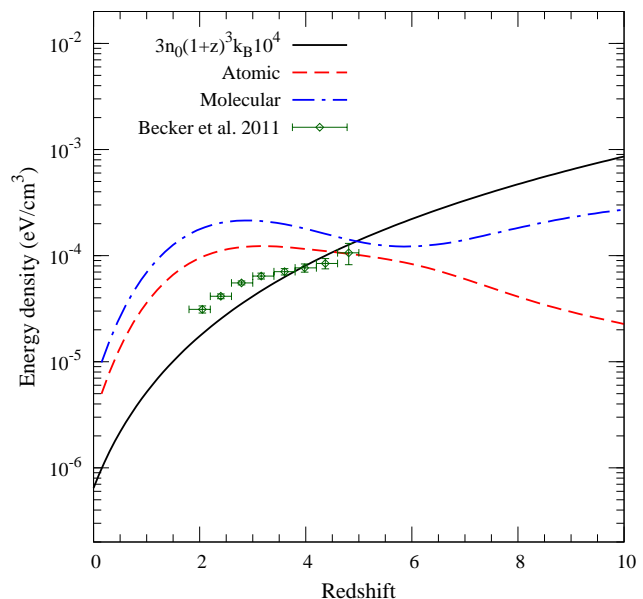


Figure 8. The thermal energy density of the ionised IGM at mean IGM density with a temperature 10^4 K is shown by the solid line. In comparison, we show the non-thermal cosmic ray porosity weighted energy density of the cosmic rays as expected from our atomic cooled models (dashed line) and molecular cooled models (dotted-dashed line). Further, the data points with error bar are the energy density of the IGM assuming the temperature of the IGM as measured by Becker et al. (2011).

reionisation by the harder quasar spectrum as the reason for this excess temperature (Furlanetto & Oh 2008; Bolton et al. 2009). Here we discuss if excess CR energy from outflows can heat the IGM at $z = 2$ to 3 .

Note that wherever galactic outflows percolate, they carry magnetic fields and cosmic rays in addition to metals. Thus, say at $z = 3$ for models assuming PS mass function, 50% of the universe is filled by the outflows from molecular cooled halos (35% for atomic cooled model) with ~ 10 nano Gauss magnetic fields (optimistic model) and excess average cosmic ray energy density of 10^{-4} eV/cm³. With ST mass function for atomic and molecular cooled models, respectively 65% and 41% of the universe is filled with outflows and similar amount of magnetic fields and excess average cosmic ray energy density. Note that in standard model of structure formation, the outflow affected regions are expected to collapse to form filamentary structures that are likely detected as Lyman- α forests in the quasar spectrum. The cosmic ray particles (protons) gyrate along the magnetic fields lines and generate Alfvén waves by a streaming instability (Kulsrud & Pearce 1969; Kulsrud 2004). These waves damp out and transfer energy to the thermal gas. The rate of energy transfer to the gas via the Alfvén waves is given by $|v_A \cdot \nabla P_c|$ where $v_A = B/\sqrt{4\pi\rho}$ is the Alfvén velocity (ρ is the density of plasma) (Wentzel 1971). The modulus is taken as in this process CRs always lose energy. Note that for ionised gas with temperature T the thermal energy density is given by $E_{th} = 3n_H k_B T$, n_H being the number density of hydrogen and k_B is the Boltzmann constant. Thus, time taken to deposit cosmic ray energy of the order of thermal energy is given by,

$$t_{cr} = \frac{3nk_B T}{|v_A \cdot \nabla P_c|}.$$

Comparing this with the Hubble time t_H at a given epoch we get,

$$\frac{t_{cr}}{t_H} = H(z) \frac{3nk_B T}{|v_A \cdot \nabla P_c|}.$$

Putting in numbers we find,

$$\frac{t_{cr}}{t_H} \approx 0.3 \left(\frac{h}{0.7}\right)^4 \left(\frac{\Omega_m}{0.3}\right)^{1/2} \left(\frac{1+z}{4}\right)^6 \left(\frac{T_4}{B_{10nG}}\right) \times \left(\frac{3 \times 10^{-4} \text{ eV/cm}^3}{U_{cr}}\right) \left(\frac{L}{0.1 \text{ Mpc}}\right) \quad (20)$$

Here, T_4 is the temperature in the unit of 10^4 K and B_{10nG} is the magnetic field in unit of 10 nano Gauss. Further we have normalised this ratio assuming a typical pressure gradient scale of a filament is $L \sim 0.1$ Mpc (Schaye 2001) and cosmic ray energy density $U_{cr} = 3 \times 10^{-4}$ eV/cm³. Hence, if the IGM at $z = 3$, has been polluted by outflows with B of 10 nano Gauss and $U_{cr} = 3 \times 10^{-4}$ eV/cm³, within 1/3rd of the hubble time, the CRs would dissipate energy to the thermal gas via Alfvén waves, increasing IGM temperature to 10^4 K. For even lower redshift, the process is more efficient.

In Fig. 8 we have plotted the volume average cosmic ray energy density available from our outflow models and compared it with the thermal energy of the ionised IGM of temperature 10^4 K. We have also shown thermal energy of the Lyman- α forests with temperatures as measured by Becker et al. (2011). It is clear that the average cosmic ray energy density around $z \sim 3$ ($U_{cr} \sim 10^{-4}$ eV/cm³) is much higher than the thermal energy density of the IGM with temperature 10^4 K, especially for molecular cooled models. The porosity weighted CR energy density would be even higher. In the mildly overdense regions of the IGM which produce Lyman- α forest U_{cr} can be enhanced further by adiabatic compression to few times 10^{-4} eV/cm³. Magnetic field will also be enhanced due to flux freezing to few tens of nano Gauss. Thus one can see from Eq. 20, that CRs can transfer sufficient energy to the thermal gas within the Hubble time and potentially heat the IGM around $z = 2 - 4$ to a temperature of $\sim 10^4$ K to erase the thermal signature of reionization. This conclusion would be more appropriate for molecular cooled models where outflows volume filled the universe early in time.

Note that here we have consider CRs that are accelerated in the inner shocks only. However, we have not consider the CRs that can be generated in the terminal shock of the outflows as well as in the structure formation shocks. Simulations predict cosmic ray energy density of $\sim 10^{-5}$ eV/cm³ that can be arise from structure formation shocks with Mach number of few tens (Jubelgas et al. 2008; Pfrommer et al. 2017). Adding these sources of cosmic rays would lead to more efficient heating of the IGM by cosmic rays.

6.3 IGM magnetic fields

As noted earlier, γ -ray observation of nearby blazars (with $z \sim 0.1 - 0.2$), have tentatively indicated a lower limit for magnetic fields in voids, $B_V \sim 10^{-16}$ Gauss provided their coherence length l_B greater than about a Mpc (Neronov & Vovk 2010; Tavecchio et al. 2011). For fields with much smaller coherence scale, the lower limit increases as $l_B^{-1/2}$ with decreasing l_B . There fields in voids could be primordial arising from processes in the early universe (Durrer & Neronov 2013; Subramanian 2016, for review).

However, by such low redshifts, all our models predict a porosity of wind material greater than unity or volume filling factor greater than 0.6 for randomly distributed sources. This implies

that outflows could have percolated even in the void regions by the present epoch. Further the porosity averaged value of the magnetic fields in our models are \sim nano Gauss, and radius is of order Mpc. The coherence scale of the fields could be smaller than this radius due to turbulent tangling. And the field strength could be diluted further in outflows frozen into the expanding IGM in voids. Nevertheless, the field strength in our models are sufficiently large compared to B_V , that it is highly likely that they satisfy the constraints set by the γ -ray observations. Thus magnetic fields inferred in the voids or in general IGM need not be of primordial origin. Rather they could be of astrophysical origin, generated/amplified in the star forming galaxies and transported from there to the IGM by the outflows created from the supernova explosions. One caveat is that large-scale clustering could result in a smaller volume filling of outflows in the void regions. It would be of interest to therefore consider our outflow models in more detail, in biased proto void regions.

7 DISCUSSION AND CONCLUSIONS

In the present work, we have explored how cosmic rays could aid in driving relatively cold outflows from high redshift galaxies, and resulting global consequences. The primary sources of energy for outflows are SNe in the high- z galaxy, and a fraction of this energy goes into cosmic rays. Outflows also cause a negative feedback on the star formation rate in a galaxy which can be especially large in low mass galaxies. We show that even with such suppression, low mass galaxies can still drive an outflow in the presence of cosmic rays.

Cosmic rays are accelerated in the SNe shocks and produce cold free winds upto the inner shock and are then re-accelerated there. These cosmic rays add extra pressure to the thermal gas that can even drive a cold outflow. We find that outflows extend to tens of kpc before merging with cosmological expansion in dwarf galaxies with halo mass $\sim 10^8 M_\odot$, whereas massive galaxies with halo of masses $10^{11} M_\odot$ have Mpc scale outflows. Cosmic ray driven outflows can go to a larger radii compare to a purely thermally driven outflow with same total energy input. This is because the cosmic ray pressure decreases less rapidly compared to the thermal pressure with adiabatic expansion (due to its softer equation of state) and comes to dominate outflow dynamics at large radii.

We showed that these outflows could significantly volume fill the universe with metals, magnetic field and excess cosmic rays. In particular, at $z = 3$ for the ST mass function with molecular cooled halos, 65% of the universe is filled with the outflowing gas along with metals, magnetic fields of order 10^{-8} G and excess cosmic ray energy density of $\sim 10^{-4}$ eV/cm³. All our models predict a volume filling factor of order unity by the present.

Further, we explore three implications of such outflows. We showed that due to lower temperature and higher density of the free wind as well as the bubble gas, the metals spread by the outflow could be more easily detected as absorption line system. Low ionisation metals such as Na I or Mg II are likely to be detected in gas clouds embedded the free wind, whereas others like C IV or O VI would come from the bubble or from pre-enriched IGM. Moreover, we showed that the excess energy density in cosmic rays from these outflows could be transferred efficiently enough to the thermal IGM gas in presence of magnetic fields. This can potentially erase the thermal history of reionisation and heat the IGM to a temperature of order 10^4 K as inferred from quasar spectra. Finally, we find that void magnetic fields of order 10^{-16} G as inferred from Blazar

observation, need not be of primordial origin, but could be of astrophysical origin generated in star forming galaxies and transported by the cosmic ray driven winds to the voids.

Our models which estimate the global impact of outflows on the IGM, at present do not take account of spatial clustering of galaxies. In order to have more realistic scenario, it would be of interests to put the cosmic ray driven outflows in numerical simulation of structure formation.

ACKNOWLEDGEMENTS

SS thanks UGC for Faculty start up grants. SS also thanks to IUCAA for its support through associateship programme.

REFERENCES

- Beck R., 2016, *A&A Rev.*, 24, 4
- Becker G. D., Bolton J. S., 2013, *MNRAS*, 436, 1023
- Becker G. D., Bolton J. S., Haehnelt M. G., Sargent W. L. W., 2011, *MNRAS*, 410, 1096
- Bell A. R., 2015, *MNRAS*, 447, 2224
- Bernet M. L., Miniati F., Lilly S. J., Kronberg P. P., Dessauges-Zavadsky M., 2008, *Nature*, 454, 302
- Bertone S., Vogt C., Enßlin T., 2006, *MNRAS*, 370, 319
- Bhat P., Subramanian K., 2015, *Journal of Plasma Physics*, 81, 395810502
- Boera E., Murphy M. T., Becker G. D., Bolton J. S., 2014, *MNRAS*, 441, 1916
- Bolton J. S., Oh S. P., Furlanetto S. R., 2009, *MNRAS*, 395, 736
- Brandenburg A., Subramanian K., 2005, *Phys. Rep.*, 417, 1
- Breitschwerdt D., McKenzie J. F., Voelk H. J., 1991, *A&A*, 245, 79
- Bromm V., Loeb A., 2002, *ApJ*, 575, 111
- Carswell B., Schaye J., Kim T.-S., 2002, *ApJ*, 578, 43
- Chen H.-W., Helsby J. E., Gauthier J.-R., Shectman S. A., Thompson I. B., Tinker J. L., 2010, *ApJ*, 714, 1521
- Chevalier R. A., 1983, *ApJ*, 272, 765
- Chiu W. A., Ostriker J. P., 2000, *ApJ*, 534, 507
- Choudhury T. R., Srianand R., 2002, *MNRAS*, 336, L27
- Cooksey K. L., Kao M. M., Simcoe R. A., O'Meara J. M., Prochaska J. X., 2013, *ApJ*, 763, 37
- D'Odorico V., et al., 2013, *MNRAS*, 435, 1198
- D'Odorico V., et al., 2016, *MNRAS*, 463, 2690
- Davé R., Oppenheimer B. D., Sivanandam S., 2008, *MNRAS*, 391, 110
- Davé R., Oppenheimer B. D., Finlator K., 2011, *MNRAS*, 415, 11
- Durrer R., Neronov A., 2013, *A&A Rev.*, 21, 62
- Farnes J. S., O'Sullivan S. P., Corrigan M. E., Gaensler B. M., 2014, *ApJ*, 795, 63
- Furlanetto S. R., Loeb A., 2001, *ApJ*, 556, 619
- Furlanetto S. R., Loeb A., 2003, *ApJ*, 588, 18
- Furlanetto S. R., Oh S. P., 2008, *ApJ*, 682, 14
- Girichidis P., et al., 2016, *ApJ*, 816, L19
- Haiman Z., Abel T., Rees M. J., 2000, *ApJ*, 534, 11
- Ipavich F. M., 1975, *ApJ*, 196, 107
- Jose C., Srianand R., Subramanian K., 2014, *MNRAS*, 443, 3341
- Jubelgas M., Springel V., Enßlin T., Pfrommer C., 2008, *A&A*, 481, 33
- Kang H., Jones T. W., 2003, *International Cosmic Ray Conference*, 4, 2039
- Kang H., Jones T. W., 2005, *ApJ*, 620, 44
- Kazantsev A. P., 1967, *Soviet Journal of Experimental and Theoretical Physics*, 53, 1807
- Kulsrud R. M., 2004, *Plasma Physics for Astrophysics*. Princeton Series in Astrophysics, Princeton Univ. Press
- Kulsrud R. M., Cesarsky C. J., 1971, *Astrophys. Lett.*, 8, 189
- Kulsrud R., Pearce W. P., 1969, *ApJ*, 156, 445
- Kulsrud R. M., Zweibel E. G., 2008, *Reports on Progress in Physics*, 71, 046901
- Madau P., Ferrara A., Rees M. J., 2001, *ApJ*, 555, 92
- Makino N., Sasaki S., Suto Y., 1998, *ApJ*, 497, 555
- Martin C. L., Shapley A. E., Coil A. L., Kornei K. A., Bundy K., Weiner B. J., Noeske K. G., Schiminovich D., 2012, *ApJ*, 760, 127
- Martin C. L., Shapley A. E., Coil A. L., Kornei K. A., Murray N., Pancoast A., 2013, *ApJ*, 770, 41
- Mori M., Ferrara A., Madau P., 2002, *ApJ*, 571, 40
- Muzahid S., Srianand R., Bergeron J., Petitjean P., 2012, *MNRAS*, 421, 446
- Navarro J. F., Frenk C. S., White S. D. M., 1997, *ApJ*, 490, 493
- Neronov A., Vovk I., 2010, *Science*, 328, 73
- Nielsen N. M., Churchill C. W., Kacprzak G. G., Murphy M. T., 2013, *ApJ*, 776, 114
- Ostriker J. P., McKee C. F., 1988, *Reviews of Modern Physics*, 60, 1
- Pakmor R., Pfrommer C., Simpson C. M., Springel V., 2016, *ApJ*, 824, L30
- Pfrommer C., Pakmor R., Schaal K., Simpson C. M., Springel V., 2017, *MNRAS*, 465, 4500
- Planck Collaboration et al., 2016a, *A&A*, 594, A13
- Planck Collaboration et al., 2016b, *A&A*, 596, A108
- Press W. H., Schechter P., 1974, *ApJ*, 187, 425
- Prochaska J. X., Weiner B., Chen H.-W., Mulchaey J., Cooksey K., 2011, *ApJ*, 740, 91
- Prochaska J. X., Lau M. W., Hennawi J. F., 2014, *ApJ*, 796, 140
- Ricotti M., Gnedin N. Y., Shull J. M., 2000, *ApJ*, 534, 41
- Rodrigues L. F. S., Shukurov A., Fletcher A., Baugh C. M., 2015, *MNRAS*, 450, 3472
- Rubin K. H. R., Prochaska J. X., Koo D. C., Phillips A. C., Martin C. L., Winstrom L. O., 2014, *ApJ*, 794, 156
- Ruszkowski M., Yang H.-Y. K., Zweibel E., 2017, *ApJ*, 834, 208
- Ruzmaikin A. A., Shukurov A. M., Sokoloff D. D., 1988, *Magnetic Fields of Galaxies*. Kluwer: Dordrecht
- Ryan-Weber E. V., Pettini M., Madau P., 2006, *MNRAS*, 371, L78
- Salem M., Bryan G. L., 2014, *MNRAS*, 437, 3312
- Samui S., 2014, *New A*, 30, 89
- Samui S., Subramanian K., Srianand R., 2005, *International Cosmic Ray Conference*, 9, 215
- Samui S., Srianand R., Subramanian K., 2007, *MNRAS*, 377, 285
- Samui S., Subramanian K., Srianand R., 2008, *MNRAS*, 385, 783
- Samui S., Subramanian K., Srianand R., 2010, *MNRAS*, 402, 2778
- Sasaki S., 1994, *PASJ*, 46, 427
- Scannapieco E., Ferrara A., Madau P., 2002, *ApJ*, 574, 590
- Scannapieco C., Tissera P. B., White S. D. M., Springel V., 2005, *MNRAS*, 364, 552
- Scannapieco C., Tissera P. B., White S. D. M., Springel V., 2006, *MNRAS*, 371, 1125
- Scannapieco C., et al., 2012, *MNRAS*, 423, 1726
- Schaye J., 2001, *ApJ*, 559, 507
- Schaye J., Theuns T., Rauch M., Efstathiou G., Sargent W. L. W., 2000, *MNRAS*, 318, 817

- Sharma M., Nath B. B., 2013, ApJ, 763, 17
 Sharma P., Roy A., Nath B. B., Shchekinov Y., 2014, MNRAS, 443, 3463
 Sheth R. K., Tormen G., 1999, MNRAS, 308, 119
 Songaila A., Cowie L. L., 1996, AJ, 112, 335
 Subramanian K., 2016, Reports on Progress in Physics, 79, 076901
 Tavecchio F., Ghisellini G., Bonnoli G., Foschini L., 2011, MNRAS, 414, 3566
 Tegmark M., Silk J., Evrard A., 1993, ApJ, 417, 54
 Tegmark M., Silk J., Rees M. J., Blanchard A., Abel T., Palla F., 1997, ApJ, 474, 1
 Weaver R., McCray R., Castor J., Shapiro P., Moore R., 1977, ApJ, 218, 377
 Wentzel D. G., 1968, ApJ, 152, 987
 Wentzel D. G., 1971, ApJ, 163, 503

APPENDIX A: FEEDBACK INDUCED STAR FORMATION IN GALAXIES

In Samui (2014), we have discussed supernova feedback induced star formation models that are constrained by observations of UV luminosity functions of Lyman-Break galaxies in the redshift range 1.5–10 and the 3-D correlations of star formation rate (SFR), stellar mass and gas phase metallicity. Here, we broadly follow same prescriptions with some modifications that are needed in order to get more accurate time resolved star formation rate in the low mass galaxies that are likely to be important in spreading metals into the IGM.

The instantaneous star formation rate of any galaxy at a given time is assumed to be proportional to the amount of cold gas present in the galaxy. At redshift z_c the dark matter halo of mass M virialises and starts to accrete baryonic matter. A fraction, f_* , of that gas becomes cold and available for star formation. We fix the value of f_* by fitting the observed luminosity functions of galaxies. We assume that the baryon accretion rate in the central part of galaxy goes as (after time t of halo formation)

$$\frac{dM_g}{dt} = \left(\frac{M_b}{\tau} \right) e^{-\frac{t}{\tau}}. \quad (\text{A1})$$

Here M_g and M_b are the present gas mass and the total baryonic mass that would be accreted in the halo, respectively. The characteristic time scale for accretion is the dynamical time scale (τ) for the halo.

At a given time a portion of gas would be locked in low mass stars formed from previous episodes of star formation. Further, massive stars would explode as supernova after a characteristic life time of $t_{\text{SNe}} \sim 10^7$ yrs and would inject energy and momentum to the surrounding gas and make a fraction of gas unavailable for subsequent star formation. The mass outflow rate due to SNe explosion is thus connected to the star formation rate at a time earlier by t_{SNe} and we assume a proportionality between star formation rate and mass outflow rate, *i.e.*,

$$\dot{M}_w(t) = \eta_w \dot{M}_*(t - t_{\text{SNe}}). \quad (\text{A2})$$

where, M_w and M_* are the wind mass and the star mass respectively with over dot representing the time derivative. Depending on the actual mechanism of the outflow, the proportionality constant η_w is either $\propto v_c^{-2}$ (energy driven/ cosmic ray driven outflows) or $\propto v_c^{-1}$ (momentum driven outflows); v_c being the circular velocity of the dark matter halo hosting the galaxy. Further, we showed

in Samui (2014) that a $\eta_w \propto v_c^{-2}$ is consistent with the amount of stellar mass detected in low mass dwarf galaxies. We will also show later that in presence of cosmic rays, the outflow would never go to a momentum driven stage. Note that we will use the notation $\eta_w = (v_c/v_c^*)^{-\alpha}$ with v_c^* fixing the normalisation and different values of α indicating the type of outflow.

Thus, considering star mass, outflowing mass and accreted baryonic mass, the star formation rate at any time t after the formation of dark matter halo can be written as as

$$\frac{dM_*(t)}{dt} = f_t \left[\frac{f_* M_g(t) - M_*(t) - M_w(t)}{\tau} \right], \quad (\text{A3})$$

where f_t governs the duration of star formation activity. The time derivative of Eq. A3 leads to

$$\begin{aligned} \frac{d^2 M_*(t)}{dt^2} &= \frac{f_t}{\tau} \left[f_* \frac{dM_g(t)}{dt} - \frac{dM_*(t)}{dt} - \frac{dM_w(t)}{dt} \right] \\ &= \frac{f_t}{\tau} \left[f_* \frac{M_b}{\tau} e^{-\frac{t}{\tau}} - \frac{dM_*(t)}{dt} - \eta_w \frac{dM_*(t - t_{\text{SNe}})}{dt} \right] \end{aligned} \quad (\text{A4})$$

Note the explicit t dependence here. This is only true for $t > t_{\text{SNe}}$. For $t \leq t_{\text{SNe}}$ we have,

$$\frac{d^2 M_*(t)}{dt^2} = \frac{f_t}{\tau} \left[f_* \frac{M_b}{\tau} e^{-\frac{t}{\tau}} - \frac{dM_*(t)}{dt} \right]. \quad (\text{A5})$$

Integrating Eq. A5 with the boundary condition that $dM_*/dt = 0$ at $t = 0$ we get

$$\frac{dM_*}{dt} = \frac{M_b f_* f_t}{\tau [f_t - 1]} \left[e^{-\frac{t}{\tau}} - e^{-f_t \frac{t}{\tau}} \right]. \quad (\text{A6})$$

Further, for simplicity we assume $f_t = 1$ (as in Samui 2014) and therefore

$$\dot{M}_*(t) = \frac{f_* M_b}{\tau} \exp \left[-\frac{t}{\tau} \right]. \quad (\text{A7})$$

In order to follow the star formation rate of individual galaxies we use Eq. A7 for $t \leq t_{\text{SNe}}$. For $t > t_{\text{SNe}}$ we solve the delayed differential equation (Eq. A4) numerically along with Eq. A7.

In Fig. A1 we show the resulting star formation rate of few example galaxies with $\alpha = 2$ and $v_c^* = 100$ km/s. These representative samples are chosen to show a range in the time evolution of the star formation rate that can be envisaged in our models. For very low mass galaxies such as the one with $M = 10^8 M_\odot$, we see a complete suppression of star formation once the wind starts after t_{SNe} (solid red curve). In these galaxies the mass outflowing rate or η_w is very high. Small amount of star formation that happens within t_{SNe} is enough to throw out rest of the gas from the shallow dark matter potential quenching further star formation completely. Galaxies with slightly larger masses ($M = 5 \times 10^8 M_\odot$) show periodic/episodic star formation activity (dashed blue curve). While η_w is not high enough to suppress the star formation completely, it definitely lowers the star formation that causes a reduction in subsequent mass outflow as well. This in turns increases the gas reservoir and hence the star formation, resulting a oscillating star formation mode in the galaxy. Note that these two modes of star formation *i.e.* complete suppression and episodic star formation would not have been seen in our model unless we consider the delay of t_{SNe} between star formation and onset of outflows.

Larger mass galaxies ($M = 10^9 M_\odot$) do not show such oscillations in star formation but suppression due to outflows is clearly noticeable (magenta dotted-dashed curve in Fig. A1). For very massive galaxies (*i.e.* $M \gtrsim 10^{11} M_\odot$), there is negligible suppression

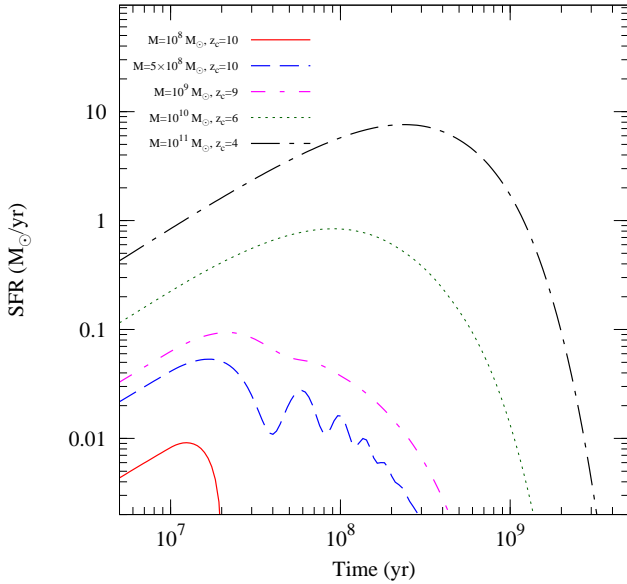


Figure A1. SFR for different galaxies; The halo mass (M) and the collapsed redshift (z_c) are marked in the legends. We have assumed $\alpha = 2$, $v_c^* = 100$ km/s.

of star formation. Due to deeper gravitational potential, the mass outflow rate is small in those galaxies, hence there is no strong suppression of star formation due to the wind feedback. Note that we only consider $\alpha = 2$ as we will show later that the outflows would never be going to a momentum driven case in presence of cosmic rays. Also the normalisation circular velocity $v_c^* = 100$ km/s is chosen because it reproduces various observations regarding high redshift universe (see Samui 2014).

APPENDIX B: SHOCK JUMP CONDITIONS IN PRESENCE OF COSMIC RAYS

The shock jump conditions of two fluid models with one relativistic component ($\gamma = 4/3$) and one non-relativistic component ($\gamma = 5/3$) were evaluated by Chevalier (1983). They are (Eqn. 5 to 8 of Chevalier 1983),

$$\rho_2 = \frac{\gamma_s + 1}{\gamma_s - 1} \rho_1 \quad (\text{B1})$$

$$v_2 = \dot{R}_1 + \frac{\gamma_s - 1}{\gamma_s + 1} (v_w - \dot{R}_1) \quad (\text{B2})$$

$$P_b = \frac{2(1-w)}{\gamma_s + 1} \rho_1 (\dot{R}_1 - v_w)^2 \quad (\text{B3})$$

$$P_c = \frac{2w}{\gamma_s + 1} \rho_1 (\dot{R}_1 - v_w)^2 \quad (\text{B4})$$

$$\gamma_s = \frac{5 + 3w}{3(1 + w)}, \quad (\text{B5})$$

with $w = P_c / (P_c + P_b)$. Here, subscript 1 and 2 are for pre-shocked and post-shocked properties respectively. Further, we assume that w remains constant across the shock. Adding, Eqn. B3 and Eqn. B4 we obtain Eq. 7. Putting w explicitly in terms of P_c and P_b one can get Eq. 8.