

A non-relativistic model for the $[cc][\bar{c}\bar{c}]$ tetraquark

V. R. Debastiani^{1,2,*} and F. S. Navarra^{2,3,†}

¹*Departamento de Física Teórica and IFIC, Centro Mixto Universidad de Valencia-CSIC
Institutos de Investigación de Paterna, Aptdo. 22085, 46071 Valencia, Spain*

²*Instituto de Física, Universidade de São Paulo, C.P. 66318, 05389-970 São Paulo, SP, Brazil*

³*Institut de Physique Théorique, Université Paris Saclay,
CEA, CNRS, F-91191, Gif-sur-Yvette, France*

(Dated: March 7, 2024)

We use a non-relativistic model to study the spectroscopy of a tetraquark composed of $[cc][\bar{c}\bar{c}]$ in a diquark-antidiquark configuration. By numerically solving the Schrödinger equation with a Cornell-inspired potential, we separate the four-body problem into three two-body problems. Spin-dependent terms (spin-spin, spin-orbit and tensor) are used to describe the splitting structure of the $c\bar{c}$ spectrum and are also extended to the interaction between diquarks. Recent experimental data on charmonium states are used to fix the parameters of the model and a satisfactory description of the spectrum is obtained. We find that the spin-dependent interaction is sizable in the diquark-antidiquark system, despite the heavy diquark mass, and also that the diquark has a finite size if treated in the same way as the $c\bar{c}$ systems. We find that the lowest S -wave T_{4c} tetraquarks might be below their thresholds of spontaneous dissociation into low-lying charmonium pairs, while orbital and radial excitations would be mostly above the corresponding charmonium pair thresholds. Finally, we repeat the calculations without the confining part of the potential and obtain bound diquarks and bound tetraquarks. This might be relevant to the study of exotic charmonium in the quark-gluon plasma. The T_{4c} states could be investigated in the forthcoming experiments at the LHC and Belle II.

I. INTRODUCTION

The existence of multiquark states with four or more quarks was proposed decades ago [1, 2]. The early papers on tetraquark configurations were based on the MIT bag model with light quarks only. Later on, the tetraquark picture was extended to heavy quarks [3, 4]. Interest in this subject was renewed in the past decade due to the experimental observation of states which are not combinations of three quarks (qqq) or of quark and antiquark ($q\bar{q}$). These new states present quantum numbers, masses, decay channels and widths that cannot be explained with the conventional meson or baryon models (they are therefore called *Exotics*) [5–11]. Some of them were even found to be charged, which establishes unambiguously their exotic nature [12, 13].

In the present work we focus on tetraquarks composed of a single flavor, charm quarks only, using a diquark-antidiquark picture $[cc][\bar{c}\bar{c}]$, which we will call T_{4c} or “the all-charm tetraquark”.

The first work on the all-charm tetraquark was published in 1975 by Iwasaki [14]. In a subsequent paper Chao studied the T_{4c} in the diquark-antidiquark picture with orbital excitations, and its production in e^+e^- annihilation [15], including an interesting analysis of the possible decay channels. Later, in the eighties and nineties, several works with different approaches addressed the question of the existence of this $c\bar{c}c\bar{c}$ state [16–20]. In more recent years, after the discovery of the $X(3872)$, a new series of theoretical works on the subject appeared [21–31].

On the experimental side, recent measurements of J/ψ pair production are very promising and might be the ideal starting point to search for the all-charm tetraquark. They have been studied at the LHC, by the LHCb [32, 33], CMS [34] and ATLAS [35] collaborations. Double $c\bar{c}$ production has also been observed by the Belle collaboration [36]. In particular in Refs. [32, 33], one can see that there is an enhancement in the differential production cross-section for J/ψ pairs between 6 and 8 GeV. Further investigation of the invariant mass distribution in this energy range with high statistics would bring very useful information about the possible existence of the T_{4c} .

Most of the predictions for the T_{4c} mass lead to values around 6 GeV, and therefore lie well above the experimentally known range for charmonium (which is concentrated within 3 - 4.5 GeV). This energy gap makes the all-charm tetraquark a special object in the sector of exotic multiquarks. The most discussed tetraquark candidates (the X , Y , Z states) are in the same mass range as conventional charmonium states and this can lead to confusion.

*Electronic address: vinicius.rodriques@ific.uv.es

†Electronic address: navarra@if.usp.br

The absence of light quarks in the T_{4c} makes it unlikely to be a meson-meson molecule, since it is not easy to describe this binding in terms of pion exchange or light vector meson exchange. If it exists, the T_{4c} is bound by QCD forces and studying its spectrum will lead to a more complete understanding of QCD interactions. If it does not exist we have to understand why.

We will describe the T_{4c} as a two-body non-relativistic system, made of a cc diquark and a $\bar{c}\bar{c}$ antidiquark, which interact through a Cornell-like potential. We choose the diquark and antidiquark to be in the color antitriplet and triplet representations, respectively.

Why do we choose the Cornell model? We choose it because it is able to capture the essential aspects of the heavy quark-antiquark interactions. It has almost never been too wrong and when it was, there was something really new happening. Moreover, the quark-antiquark potential can be continuously improved [37] and its parameters can be adjusted so as to incorporate the most recent experimental information on the charmonium spectrum. Finally, we will study systems with angular momentum and all kinds of spin interactions. With more constituents, we may form systems with higher spin and total angular momentum. With the Cornell model (unlike in some other approaches) we can identify the individual contribution of each one of these interactions.

We choose to work with diquarks, not only because they simplify the calculations, but also because there is some evidence of diquark clustering in baryons. In the case of heavy diquarks the interaction has a stronger short distance component, in which the perturbative one-gluon exchange may be attractive. In particular, the cc diquark became more interesting after the prediction of the T_{cc} [38] and even more so after the very recent discovery of the baryon Ξ_{cc}^{++} [39], a ccu state where the charm diquark may play a role.

In the literature we find some calculations which are very simple and strongly based on the existing empirical information, as in Ref. [30], and some which are very sophisticated, such as the lattice calculations of Ref. [25] or the QCD sum rules calculations of Ref. [28]. Our model is at an intermediate level, being more precise than the estimates made in Ref. [30] and more transparent than the results found in Refs. [25, 28], where it is very difficult to access the role of spin interactions. Ideally, all these approaches should converge and the origin of the remaining discrepancies should be well understood. At the end of this work we will present a comparison with the results obtained in other approaches.

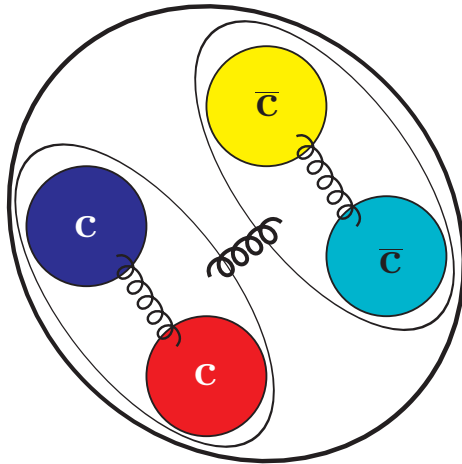


FIG. 1: Pictorial representation of the all-charm tetraquark in the diquark-antidiquark scheme.

II. A NON-RELATIVISTIC MODEL

A pictorial representation of the all-charm tetraquark in the diquark-antidiquark scheme of our model can be seen in Figure 1. One of the most common functional forms of the zeroth-order potential, $V^{(0)}(r)$, employed in heavy quarkonium spectroscopy is the *Coulomb plus Linear*, where the Coulomb term arises from the one-gluon exchange (OGE) associated with a Lorentz vector structure and the linear part responsible for confinement, which is usually

associated with a Lorentz scalar structure. The potential is given by:

$$V_{C+L}^{(0)} = V_V + V_S \implies V^{(0)}(r) = \kappa_s \frac{\alpha_s}{r} + br \quad (1)$$

where κ_s , sometimes called the “color factor”, is related to the color configuration of the system (it can be negative or positive), α_s is the QCD fine structure constant and b , sometimes called “string tension”, is related to the strength of the confinement. One could also add a constant term, which would act as a zero-point energy.

Usually, in heavy quark bound states the kinetic energy of the constituents is small compared to their rest energy, hence a non-relativistic approach with static potentials can be a reasonable approximation. In two-body problems involving a central potential, it is convenient to work in the center-of-mass frame (CM), where one can use spherical coordinates to separate the radial and angular parts of the wavefunction, and the kinetic energy is written in terms of the reduced mass $\mu = (m_1 m_2)/(m_1 + m_2)$. We start with the time-independent Schrödinger equation:

$$\left[\frac{1}{2\mu} \left(-\frac{d^2}{dr^2} + \frac{\ell(\ell+1)}{r^2} \right) + V^{(0)}(r) \right] y(r) = E y(r). \quad (2)$$

We first solve this *radial* equation to obtain the energy eigenstate and the wavefunction of each particular state. Next, spin-dependent terms are included as perturbative corrections. They account for the splitting between states with different quantum numbers. Based on the Breit-Fermi Hamiltonian for one-gluon exchange [40–43], we introduce three spin-dependent terms: V_{SS} (Spin-Spin), V_{LS} (Spin-Orbit) and V_T (Tensor). For equal masses $m_1 = m_2 = m$, they are given by:

$$V_{SS} = C_{SS}(r) \mathbf{S}_1 \cdot \mathbf{S}_2 \quad (3)$$

$$V_{LS} = C_{LS}(r) \mathbf{L} \cdot \mathbf{S} \quad (4)$$

$$V_T = C_T(r) \left(\frac{(\mathbf{S}_1 \cdot \mathbf{r})(\mathbf{S}_2 \cdot \mathbf{r})}{r^2} - \frac{1}{3}(\mathbf{S}_1 \cdot \mathbf{S}_2) \right) \quad (5)$$

where the radial-dependent coefficients come from the vector V_V and scalar V_S parts of the potential in Eq. (1),

$$C_{SS}(r) = \frac{2}{3m^2} \nabla^2 V_V(r) = -\frac{8\kappa_s \alpha_s \pi}{3m^2} \delta^3(r) \quad (6)$$

$$C_{LS}(r) = \frac{1}{2m^2} \frac{1}{r} \left[3 \frac{dV_V(r)}{dr} - \frac{dV_S(r)}{dr} \right] = -\frac{3\kappa_s \alpha_s}{2m^2} \frac{1}{r^3} - \frac{b}{2m^2} \frac{1}{r} \quad (7)$$

$$C_T(r) = \frac{1}{m^2} \left[\frac{1}{r} \frac{dV_V(r)}{dr} - \frac{d^2 V_V(r)}{dr^2} \right] = -\frac{12\kappa_s \alpha_s}{4m^2} \frac{1}{r^3} \quad (8)$$

where m is the constituent mass of the two-body problem (charm quark, or diquark). The second term in the spin-orbit correction (proportional to the scalar contribution) is a Thomas precession, which follows from the assumption that the confining interaction comes from a Lorentz scalar structure. Notice that if we introduce a constant term V_0 in the potential, it will not affect these radial coefficients, since only derivatives appear in them. In fact, adding a constant term only shifts the whole spectrum, forcing a change in the parameters such as to reproduce the charmonium spectrum, without actual improvement in the quality of the fit.

These spin-dependent terms are proportional to $1/m^2$, which justifies their treatment as first-order perturbation corrections in heavy quark bound states. The expectation value of their radial-dependent coefficients can be calculated using the wavefunction obtained with the solution of the Schrödinger equation.

This framework appears frequently in quarkonium spectroscopy, but a better agreement between predicted states and the experimental data for $c\bar{c}$ mesons can be obtained by including the spin-spin interaction in the zeroth-order potential used in the Schrödinger equation (as done in Refs. [44–47]), with the artifact of replacing the Dirac delta by a Gaussian function which introduces a new parameter σ . Then the spin-spin term becomes

$$V_{SS}^{(0)} = -\frac{8\pi\kappa_s\alpha_s}{3m^2} \left(\frac{\sigma}{\sqrt{\pi}} \right)^3 e^{-\sigma^2 r^2} \mathbf{S}_1 \cdot \mathbf{S}_2 \quad (9)$$

When the term $\mathbf{S}_1 \cdot \mathbf{S}_2$ acts on the wavefunction it will generate a constant factor, so we still have a potential as a function only of the r coordinate. The expectation value of the operator of the spin-spin interaction can be calculated

in terms of the spin quantum numbers using the following relation, $\langle \mathbf{S}_1 \cdot \mathbf{S}_2 \rangle = \langle \frac{1}{2} (\mathbf{S}^2 - \mathbf{S}_1^2 - \mathbf{S}_2^2) \rangle$, where S_1 and S_2 are the spins of particles 1 and 2 respectively, and S is the total spin in consideration.

The expectation value of the operator of the spin-orbit interaction can be calculated in terms of the quantum numbers of total angular momentum J (defined by the vector sum: $\mathbf{J} = \mathbf{L} + \mathbf{S}$), total spin S , and orbital angular momentum ℓ , using the following relation: $\langle \mathbf{L} \cdot \mathbf{S} \rangle = \langle \frac{1}{2} (\mathbf{J}^2 - \mathbf{L}^2 - \mathbf{S}^2) \rangle$. For S -wave states ($\ell = 0$), the spin-orbit term $\langle \mathbf{L} \cdot \mathbf{S} \rangle$ is always zero.

The tensor interaction demands a bit of algebra. For convenience, we redefine the tensor operator with an extra factor 12, which we remove from its radial coefficient in Eq. (8):

$$\mathbf{S}_{12} \equiv 12 \left(\frac{(\mathbf{S}_1 \cdot \mathbf{r})(\mathbf{S}_2 \cdot \mathbf{r})}{r^2} - \frac{1}{3}(\mathbf{S}_1 \cdot \mathbf{S}_2) \right) = 4[3(\mathbf{S}_1 \cdot \hat{\mathbf{r}})(\mathbf{S}_2 \cdot \hat{\mathbf{r}}) - \mathbf{S}_1 \cdot \mathbf{S}_2] \quad (10)$$

The results for the diagonal matrix elements of the tensor operator between two spin 1/2 particles, like in the $c\bar{c}$ mesons, can be found in Refs. [41, 48] and also (with more details) in Ref. [49]. The expectation value of the tensor is non-zero only for

$$\begin{aligned} 1) \quad & \ell \neq 0 \quad \text{and} \quad S = 1 \quad (\text{triplet}), \\ 2) \quad & J = \ell, \quad \text{or} \quad J = \ell - 1, \quad \text{or} \quad J = \ell + 1. \end{aligned} \quad (11)$$

After some manipulations of the spin operators, with the aid of some relations of spherical harmonics and the Pauli matrices with respective eigenvalues, we can obtain the following general result, which satisfies the above conditions (it always vanishes if $\ell = 0$ or $S = 0$) for any of the allowed values of J and ℓ :

$$\langle \mathbf{S}_{12} \rangle_{\frac{1}{2} \otimes \frac{1}{2} \rightarrow S=1, \ell \neq 0} = \begin{cases} -\frac{2\ell}{(2\ell+3)}, & \text{if } J = \ell + 1, \\ +2, & \text{if } J = \ell, \\ -\frac{2(\ell+1)}{(2\ell-1)}, & \text{if } J = \ell - 1. \end{cases} \quad (12)$$

For instance, for $\ell = 1$ we have $\langle \mathbf{S}_{12} \rangle = -\frac{2}{5}, +2, -4$, for $J = 2, 1, 0$, respectively. These results are valid for diagonal matrix elements. The tensor actually has non-vanishing non-diagonal matrix elements, but as a first-order perturbation correction they can be neglected. They would be important if the tensor operator were to be used as part of the potential, which would cause the mixing of the wavefunction itself, as in the deuteron [50, 51].

Notice that in order to obtain these three general cases of non-vanishing diagonal matrix elements of the tensor operator for two spin 1/2 particles in Eq. (12), it is necessary to make use of a few relations that are valid only for Pauli matrices [48, 49], like its eigenvalues and the anticommutation relation. Therefore, we cannot use this result in the diquark-antidiquark tensor interaction (if we wish to treat it as a two-body problem), since the diquarks can have spin 0 or 1. This issue will be discussed later when we address the tetraquark interaction.

Regarding the wavefunction, we will consider only pure states where ℓ (orbital), S (total spin), and J (total angular momentum) are good quantum numbers. Then the wavefunction will be composed of a radial part and an angular part which comes from the coupling of spherical harmonics and spin functions at a specific value of J .

Solving the eigenvalue equation (2), one can obtain the interaction energy E and the wavefunction $y(r)$ of the two-body system under consideration, where both depend on the number of nodes of the wavefunction n (or principal quantum number $N = n + 1$), on the orbital angular momentum number ℓ , and in the case of the spin-spin correction included in $V^{(0)}$, they will also depend on the total spin S and on the constituent spins S_1 and S_2 . Since the Schrödinger equation has no analytical solution for the potentials that are relevant here, we solve it numerically, using an improved version of the code published in Ref. [52].

An interesting quantity that can be used to check the validity of the non-relativistic approximation is the velocity of the constituents in each of the systems in consideration: the quark velocity inside the meson or the diquark velocity inside the tetraquark. As discussed in Ref. [53], the mean square velocity can be obtained from the kinetic energy, which can be calculated directly from the Hamiltonian, or using the Virial Theorem:

$$\langle \mathbf{v}^2 \rangle = \frac{1}{2\mu} (E - \langle V^{(0)}(r) \rangle); \quad \langle \mathbf{v}^2 \rangle = \frac{1}{4\mu} \langle r \frac{d}{dr} V^{(0)}(r) \rangle \quad (13)$$

where $V^{(0)}(r)$ is the effective zeroth-order potential placed in the Schrödinger equation and μ is the reduced mass:

$$\mu = \frac{m_1 m_2}{m_1 + m_2} = \frac{m}{2}, \quad \text{for } m_1 = m_2. \quad (14)$$

Both methods yield approximately the same result within the numerical precision employed.

One interesting aspect of the non-relativistic approach is that, even though the charmonium system is not completely non-relativistic, a surprisingly good reproduction of its mass spectrum can be obtained. As discussed in Ref. [54], where a charmonium model is developed with completely relativistic energy and also with non-relativistic kinetic energy, good agreement with the experimental data can be obtained with both methods, just by using a different set of parameters in the effective potential employed.

The value of the square modulus of the wavefunction at the origin, $|\Psi(0)|^2$, is an important quantity. If the spin-spin interaction was treated as a first-order perturbation without the Gaussian smearing, it would be proportional to $|\Psi(0)|^2$ because of the Dirac delta. Decay widths can also be calculated using the wavefunction or its derivative at the origin. Only S -wave states ($\ell = 0$) have non-zero value of the wavefunction at the origin. For states with orbital angular momentum ($\ell \neq 0$), the centrifugal term in the Schrödinger equation creates a “centrifugal barrier”, which makes the wavefunction at the origin vanish. Thus, for $\ell \neq 0$ we will assume $|\Psi(0)|^2 = 0$ and for S -wave we have

$$|\Psi(0)|^2 = |Y_0^0(\theta, \phi)R_{n,\ell}(0)|^2 = \frac{|R_{n,\ell}(0)|^2}{4\pi}, \quad \text{for } \ell = 0. \quad (15)$$

In fact, the important quantity is the square modulus of the *radial* wavefunction at the origin $|R_{n,\ell}(0)|^2$, which can be obtained directly from the numerical calculations. In the literature on quarkonium models, we find the following formula (see Ref. [41] for a deduction) that relates the wavefunction at the origin $|\Psi(0)|^2$ to the radial potential $V^{(0)}(r)$:

$$|\Psi(0)|^2 = \frac{\mu}{2\pi} \left\langle \frac{d}{dr} V^{(0)}(r) \right\rangle \implies |R(0)|^2 = 2\mu \left\langle \frac{d}{dr} V^{(0)}(r) \right\rangle. \quad (16)$$

We have checked that the result obtained directly from the numerical method is compatible with the one obtained using the formula above.

In more sophisticated quarkonium models, such as the relativized potential model of Ref. [44], the coupling constant α_s is considered as a “running” parameter, that changes according to the energy scale of each bound state. However, we have chosen to adopt the non-relativistic model of Ref. [47], where α_s is as a constant in the potential, which is also a common approach in many charmonium models.

The values of α_s , the charm quark mass m_c , the string tension b , and the Gaussian parameter σ , will be obtained from a fit of the charmonium experimental data, and once the best set is found, they are kept fixed to generate the whole mass spectrum.

A. Charmonium

In order to get good estimates for diquarks and tetraquarks, we first study the spectrum of charmonium. In this case, the color factor κ_s in Eq. (1) should be that of a color singlet state, since for $c\bar{c}$ mesons we have $|q\bar{q}\rangle : 3 \otimes \bar{3} = 1 \oplus 8$ [55, 56]. The result for the color singlet is $\kappa_s = -4/3$ [49, 55].

After having solved the Schrödinger equation, the mass of a particular state will be given by:

$$M(c\bar{c}) = 2m_c + E_{c\bar{c}} + \langle V_{Spin}^{(1)} \rangle_{c\bar{c}} \quad (17)$$

The parity and charge conjugation quantum numbers of $q\bar{q}$ states are given by [55] $P = (-1)^{\ell+1}$ and $C = (-1)^{\ell+S}$ respectively. Using the equation above we calculate the masses M_i^{calc} of the i states with well defined P and C , then we fit the experimentally measured masses M_i^{exp} and determine the parameters minimizing the χ^2 , defined as:

$$\chi^2 = \sum_i^n (M_i^{calc} - M_i^{exp})^2 \cdot w_i \quad (18)$$

Following Refs. [47, 54] we choose $w_i = 1$, which is equivalent to giving the same statistical weight to all the states used as input. This way we ensure the resulting set of parameters will simultaneously handle the spin-spin splitting in the S -wave, the spin-orbit and the tensor splitting, which are especially important in the P -wave, and the radial excitations as well.

B. Diquarks

In the study of tetraquarks, we shall treat the full four-body problem as three two-body problems. Repeating the steps described in the previous subsection, we first compute the mass spectrum of the diquark, then we do the same for the antidiquark and finally we solve the Schrödinger equation once again for a two-body system composed of the diquark and antidiquark. The inspiration for this factorization is the color structure behind it.

A diquark is a cluster of two quarks which can form a bound state. This binding is caused by one-gluon exchange between the quarks. In this interaction the factor κ_s can be negative, then the short distance part ($\propto 1/r$) of the potential will be attractive. The $SU(3)$ color symmetry of QCD implies that, when we combine two quarks in the fundamental (3) representation, we obtain: $|qq\rangle : 3 \otimes 3 = \bar{3} \oplus 6$. Similarly, when we combine two antiquarks in the $\bar{3}$ representation, they can form an antidiquark in the 3 representation. Then the diquark and antidiquark can be combined according to $[[qq] - [\bar{q}\bar{q}]] : \bar{3} \otimes 3 = 1 \oplus 8$ and form a color singlet, for which the one-gluon exchange potential is also attractive (see Refs. [56–58]). The antitriplet state is attractive and yields a color factor $\kappa_s = -2/3$, while the sextet is repulsive and yields a color factor $\kappa_s = +1/3$ [49, 55]. Therefore we will consider only diquarks in the antitriplet color state. Indeed, for the single-flavor tetraquarks only the antitriplet diquarks can build pure states [27], while the sextet diquarks would necessarily appear mixed and in just a few cases. In Refs. [61, 62] the sextet contribution was found to be negligible in heavy tetraquarks with different flavor structure, like $ud\bar{b}\bar{b}$. Nevertheless, at the end of the presentation of our results, we will present and discuss results obtained with $6 - \bar{6}$ configurations. We will use a diquark $[cc]$ in the ground state, with no orbital nor radial excitations, such that we have the most compact diquark. We choose the attractive antitriplet color state, which is antisymmetric in the color wavefunction. Then, in order to respect the Pauli principle (the two quarks of the same flavor are identical fermions), the diquark total spin S must be 1. In this way the total wavefunction of the diquark will be antisymmetric.

Notice that going from the color factor $-4/3$ (for quark-antiquark in the singlet color state) to the color factor $-2/3$ (for quark-quark in the antitriplet color state) is equivalent to introducing a factor $1/2$, which one would expect to be a global factor since it comes from the color structure of the wavefunction. Because of that, it is very common to extend this factor $1/2$ to the whole potential describing the quark-quark interaction. This rule is motivated by the interactions inside baryons, where two quarks can also be considered to form a color-antitriplet diquark, which can then interact with the third quark and form a color-singlet baryon. Since this seems to give satisfactory results in baryon spectroscopy, it has also been extended to diquarks inside tetraquarks. The general rule would be simply $V_{qq} = V_{q\bar{q}}/2$. Many authors with different tetraquark models, for instance Refs. [59, 60], also divide the confining part of the potential by 2 in order to adapt it to the diquark case. In our model, besides the change in the color factor, the string tension b , obtained from the fit of $c\bar{c}$ spectra, will be also divided by 2.

The calculation of the total mass of the diquark is completely analogous to the $c\bar{c}$ mesons, as in Eq. (17). The spin-dependent corrections are also analogous since we are still dealing with a two-body system composed of two spin $1/2$ particles.

C. Tetraquarks

The all-charm tetraquark will be treated as a two-body ($cc - \bar{c}\bar{c}$) system with $m_{cc} = m_{\bar{c}\bar{c}}$. The color factor should correspond to the color singlet, therefore we will use $\kappa_s = -4/3$ and also the same parameters α_s , b and σ obtained from the fit of the $c\bar{c}$ spectrum. The calculation of its total mass will also be analogous to the charmonium case:

$$M(T_{4c}) = m_{cc} + m_{\bar{c}\bar{c}} + E_{[cc][\bar{c}\bar{c}]} + \langle V_{Spin}^{(1)} \rangle_{[cc][\bar{c}\bar{c}]} \quad (19)$$

In order to properly calculate the spin-dependent corrections we need to remember that the diquarks have spin 1. Then, for the coupling of a spin 1 diquark and spin 1 antidiquark, we will have the total tetraquark spin $S_T = 0, 1, 2$. Besides that, we will also allow radial and/or orbital excitations in the diquark-antidiquark system. In our non-relativistic approach, we use ordinary quantum mechanics to couple the total spin S_T to the orbital angular momentum L_T into the total angular momentum J_T .

For the spin-spin and spin-orbit corrections, we can obtain the angular factors from the spin, orbital and total angular momentum quantum numbers. However, for the tensor correction we only have a general result (in terms of eigenvalues) for the interaction between two spin $1/2$ particles, shown in Eq. (12). Then, for a proper treatment of the tensor interaction in the diquark-antidiquark system we will explicitly apply the tensor operator on the angular part of the tetraquark wavefunction, as we will describe below.

Let us focus on the spatial and spin components of the wavefunction. We factorize the radial wavefunction from the angular one that combines orbital angular momentum and spin, which are coupled using Clebsh-Gordan coefficients.

We will use the indices 1 and 2 for the two quarks inside the diquark, and 3 and 4 for the two antiquarks inside the antiquark (see Fig. 2). To illustrate our procedure to treat tensor interactions, we present one specific example

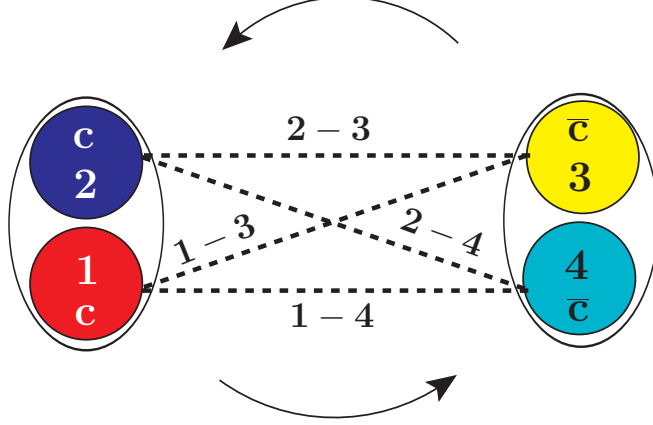


FIG. 2: Pictorial representation of the tensor interaction between diquark and antiquark. The arrows represent the orbital angular momentum.

with total spin $S_T = 2$, $L_T = 1$ and $J_T = 2$. S_d and $S_{\bar{d}}$ will denote the total spin of the diquark and antiquark, respectively. We write the possible couplings in a generic form $|S, M_S\rangle$, where S is the total spin and M_S is its z-component. The arrows denote the spins of each constituent, in the order 1, 2 for the diquark and 3, 4 for the antiquark. As usual the up arrow denotes spin up, $|\frac{1}{2}, \frac{1}{2}\rangle$, and the down arrow denotes spin down, $|\frac{1}{2}, -\frac{1}{2}\rangle$. We show it in terms of diquark and antiquark spin basis, and also in terms of the two quarks and two antiquarks spin basis (each group of four arrows is always in the order “1234”). These wavefunctions were inspired by the ones presented in Refs. [45, 58, 61, 62], and we generalized them to include orbital angular momentum between diquark and antiquark. For the choices mentioned above the wavefunction reads:

$$\begin{aligned}
 & [(S_d = 1) \otimes (S_{\bar{d}} = 1) \rightarrow (S_T = 2)] \otimes (L_T = 1) \longrightarrow |J_T, M_{J_T}\rangle = |2, 2\rangle_{J_T} \\
 &= \sqrt{\frac{2}{3}} |2, 2\rangle_{S_T} \otimes |1, 0\rangle_{L_T} - \frac{1}{\sqrt{3}} |2, 1\rangle_{S_T} \otimes |1, 1\rangle_{L_T} \\
 &= \sqrt{\frac{2}{3}} \left(|1, 1\rangle_{12} \otimes |1, 1\rangle_{34} \right) Y_1^0(\theta, \varphi) \\
 &\quad - \frac{1}{\sqrt{3}} \left(\frac{1}{\sqrt{2}} |1, 1\rangle_{12} \otimes |1, 0\rangle_{34} + \frac{1}{\sqrt{2}} |1, 0\rangle_{12} \otimes |1, 1\rangle_{34} \right) Y_1^1(\theta, \varphi) \\
 &= \sqrt{\frac{2}{3}} \left(|\uparrow\uparrow\rangle_{12} \otimes |\uparrow\uparrow\rangle_{34} \right) Y_1^0(\theta, \varphi) \\
 &\quad - \frac{1}{\sqrt{3}} \left(\frac{1}{\sqrt{2}} |\uparrow\uparrow\rangle_{12} \otimes \frac{|\uparrow\downarrow + \downarrow\uparrow\rangle}{\sqrt{2}}_{34} + \frac{1}{\sqrt{2}} \frac{|\uparrow\downarrow + \downarrow\uparrow\rangle}{\sqrt{2}}_{12} \otimes |\uparrow\uparrow\rangle_{34} \right) Y_1^1(\theta, \varphi) \\
 &= \sqrt{\frac{2}{3}} \left(|\uparrow\uparrow\uparrow\uparrow\rangle \right) Y_1^0(\theta, \varphi) - \frac{1}{\sqrt{3}} \left(\frac{1}{2} (\uparrow\uparrow\uparrow\downarrow + \uparrow\uparrow\downarrow\uparrow + \uparrow\downarrow\uparrow\uparrow + \downarrow\uparrow\uparrow\uparrow) \right) Y_1^1(\theta, \varphi)
 \end{aligned} \tag{20}$$

For $L_T = 1$ we have seven combinations to get J_T if we are considering spin 1 diquark and antiquark: one for $S_T = 0$ ($J_T = 1$), three for $S_T = 1$ ($J_T = 0, 1, 2$) and three for $S_T = 2$ ($J_T = 1, 2, 3$).

We now explicitly apply the tensor operator on the above angular wavefunction and we note that within our approximations, it is equivalent to apply this operator directly on the diquark-antiquark pair (in spin 1 basis) or consider a sum of four tensor interactions between each quark-antiquark pair (spin 1/2 basis) as illustrated in Fig. 2,

as would be expected from the angular momentum algebra¹. We have:

$$\mathbf{S}_{\mathbf{d}-\bar{\mathbf{d}}} = 12 \left(\frac{(\mathbf{S}_{\mathbf{d}} \cdot \mathbf{r})(\mathbf{S}_{\bar{\mathbf{d}}} \cdot \mathbf{r})}{r^2} - \frac{1}{3}(\mathbf{S}_{\mathbf{d}} \cdot \mathbf{S}_{\bar{\mathbf{d}}}) \right) = \mathbf{S}_{14} + \mathbf{S}_{13} + \mathbf{S}_{24} + \mathbf{S}_{23} \quad (21)$$

Since the tetraquark is treated as a two-body system, the expectation value of the radial wavefunction between every $q\bar{q}$ pair is the same and can be factorized. In a four-body problem (using Jacobi coordinates for example) where all the four constituents are allowed to move and interact with each other at the same time, this would not be true. This type of approach can be found in other models of tetraquarks, for instance in Refs. [61, 62]. Usually in this kind of approach only the ground state is considered, with no orbital excitations, and hence only the spin-spin interaction is relevant since the spin-orbit and tensor vanish for $\ell = 0$. Besides, in order to tackle the four-body problem one needs to resort to a variational approximation with Gaussian trial wavefunctions or similar methods, therefore there will always be a compromise between the precision of the numerical solution and the reliability of the assumptions.

In order to deal with the generalization of the tensor interaction to the tetraquark case, we will rewrite the tensor in a form that allows us to recover the same results that we already know for the particular case of two spin 1/2 particles and that can also be used as a generalization to other cases, such as the interaction between two spin 1 diquarks. The operator \mathbf{S}_{12} in Eq. (10) is a “rank-2” tensor which can be written in terms of spin operators and spherical harmonics, as shown in textbooks [63]. An extensive discussion of this approach can be found in Ref. [49].

The following functional form does not use any particular relation or eigenvalues for spin 1/2 particles, only general properties of angular momentum elementary theory. One can write the unity vector $\hat{\mathbf{r}}$ in spherical coordinates and the spin operators in Cartesian components. Then they can be rearranged into raising, lowering and z-component spin operators and spherical harmonics of $\ell = 2$, and we can write:

$$\mathbf{S}_{12} = 4[T_0 + T'_0 + T_1 + T_{-1} + T_2 + T_{-2}] \quad (22)$$

where

$$\begin{aligned} T_0 &= 2\sqrt{\frac{4\pi}{5}} Y_2^0(\theta, \phi) S_{1z}S_{2z} \\ T'_0 &= -\frac{1}{4}2\sqrt{\frac{4\pi}{5}} Y_2^0(\theta, \phi) (S_{1+}S_{2-} + S_{1-}S_{2+}) \\ T_1 &= \frac{3}{2}\sqrt{\frac{8\pi}{15}} Y_2^{-1}(\theta, \phi) (S_{1z}S_{2+} + S_{1+}S_{2z}) \\ T_{-1} &= -\frac{3}{2}\sqrt{\frac{8\pi}{15}} Y_2^1(\theta, \phi) (S_{1z}S_{2-} + S_{1-}S_{2z}) \\ T_2 &= 3\sqrt{\frac{2\pi}{15}} Y_2^{-2}(\theta, \phi) S_{1+}S_{2+} \\ T_{-2} &= 3\sqrt{\frac{2\pi}{15}} Y_2^2(\theta, \phi) S_{1-}S_{2-} \end{aligned} \quad (23)$$

With the expressions above we can take the expectation value of the tensor operator in the angular wavefunctions, as in Eq. (20), and use the selection rules of the spherical harmonics to find the non-vanishing terms.

To close this subsection, we discuss the tetraquark quantum numbers, as in Refs. [64, 65]. We can use the diquark-antidiquark basis to label the possible quantum numbers J^{PC} of the tetraquark. We shall use the following notation:

$$|T_{4Q}\rangle = |S_d, S_{\bar{d}}, S_T, L_T\rangle_{J_T} \quad (24)$$

where S_d is the total spin of the diquark, $S_{\bar{d}}$ is the total spin of the antidiquark, S_T is the total spin of the tetraquark, assumed to come from the coupling $S_d \otimes S_{\bar{d}}$, L_T is the orbital angular momentum relative to the diquark-antidiquark system (in the two-body approximation), and J_T is the total angular momentum of the tetraquark, assumed to come from the coupling $S_T \otimes L_T$. The general formulae for charge-conjugation and parity of the tetraquark are:

$$\begin{aligned} C_T &= (-1)^{L_T + S_T} \\ P_T &= (-1)^{L_T} \end{aligned} \quad (25)$$

¹ To see this, we could write $\mathbf{S}_{\mathbf{d}} = \mathbf{S}_1 + \mathbf{S}_2$, $\mathbf{S}_{\bar{\mathbf{d}}} = \mathbf{S}_3 + \mathbf{S}_4$ and open the tensor between diquark-antidiquark into four tensor operators between quark-antiquark pairs.

Since we are interested in the T_{4c} tetraquark, where the diquarks are composed of two charm quarks with spin 1 in the antitriplet color configuration, for the S -wave states we have the following possibilities:

$$\begin{aligned}
|0^{++}\rangle_{T_{4c}} &= |S_{cc} = 1, S_{\bar{c}\bar{c}} = 1, S_T = 0, L_T = 0\rangle_{J_T=0} \\
|1^{+-}\rangle_{T_{4c}} &= |S_{cc} = 1, S_{\bar{c}\bar{c}} = 1, S_T = 1, L_T = 0\rangle_{J_T=1} \\
|2^{++}\rangle_{T_{4c}} &= |S_{cc} = 1, S_{\bar{c}\bar{c}} = 1, S_T = 2, L_T = 0\rangle_{J_T=2}
\end{aligned} \tag{26}$$

Note that all the S -wave tetraquarks described above have positive parity. The introduction of the first orbital excitation will bring a factor (-1) in both parity and charge conjugation. Then all the P -wave states (with $L_T = 1$) will have odd parity and the opposite charge conjugation in comparison with the S -wave states. In Table I we list the J^{PC} quantum numbers of the 10 possibilities which we consider for the S -wave and P -wave all-charm tetraquarks built with spin 1 diquarks (also in accordance with Refs. [66] and [15]).

TABLE I: Results for the J^{PC} quantum numbers of the T_{4c} with $[S_d = S_{\bar{d}} = 1 \rightarrow S_T = 0, 1, 2] \otimes L_T = 0, 1$.

S_T	L_T	J_T	J^{PC}
0	0	0	0^{++}
1	0	1	1^{+-}
2	0	2	2^{++}
0	1	1	1^{--}
1	1	2	2^{-+}
1	1	1	1^{-+}
1	1	0	0^{-+}
2	1	3	3^{--}
2	1	2	2^{--}
2	1	1	1^{--}

III. RESULTS

In this section we present the results of the calculations with the formalism outlined in the previous section. We use the following notation in our tables: the principal quantum number is N ($N = 1$ for the ground state, $N = 2$ for the first radial excitation and so on), ℓ is the orbital angular momentum, S is the total spin and J the total angular momentum. In spectroscopy notation the states are usually labeled by $N^{2S+1}\ell_J$, with $\ell = 0, 1, 2, 3, \dots \rightarrow S, P, D, F, \dots$, for example 1^3S_1 for J/ψ .

A. Charmonium

In order to get good estimates of diquark and tetraquark properties, we first study the spectrum of the conventional charmonium states to observe how well we can fit the experimental data. In our model we considered the zeroth-order potential of the form *Coulomb plus linear plus smeared spin-spin interactions*. We separate the spin triplet ($S=1$) and spin singlet ($S=0$) before solving the Schrödinger equation. Using $\kappa_s = -4/3$, $S_1 = S_2 = 1/2$ and $S = 0$ or $S = 1$, we replace the operator $\mathbf{S}_1 \cdot \mathbf{S}_2$ by the constant $[S(S+1) - S_1(S_1+1) - S_2(S_2+1)]/2$ and we find the wavefunction $y(r)$ and the eigenvalue E . In Fig. 3 we show the zeroth-order potential for total spin 0 or 1. Later the spin-orbit and tensor corrections are included, splitting orbitally-excited states.

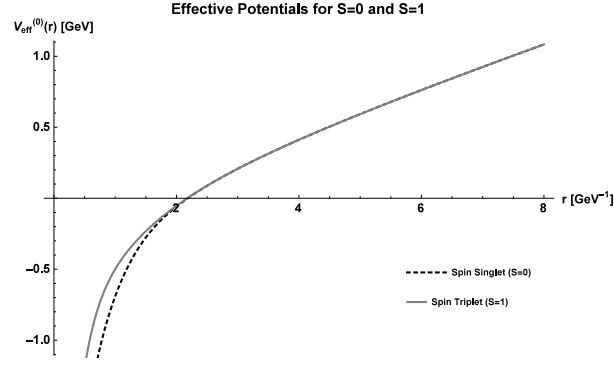


FIG. 3: Effective Potentials: *Coulomb plus linear plus smeared spin-spin*, for $S = 0$ and $S = 1$. Parameters are $\alpha_s = 0.5202$, $b = 0.1463 \text{ GeV}^2$, $\sigma = 1.0831 \text{ GeV}$.

We performed a fit with experimental values from the PDG [67]. The four parameters were allowed to vary in the following range: $1.1 < m_c < 1.9 \text{ GeV}$, $0.1 < \alpha_s < 0.7$, $0.050 < b < 0.450 \text{ GeV}^2$, $0.7 < \sigma < 1.3 \text{ GeV}$. The results are also very similar to those from Refs. [46, 47], which were obtained with the fit of 11 $c\bar{c}$ states with equal statistical weight. We have included two more, $h_c(1P)$ and $\chi_{c2}(2P)$, in a total of 13 states as input, obtaining the following values:

$$m_c = 1.4622 \text{ GeV}, \quad \alpha_s = 0.5202, \quad b = 0.1463 \text{ GeV}^2, \quad \sigma = 1.0831 \text{ GeV} \quad (27)$$

Several fits with different number of input states and alternative models were tested in Ref. [49]. There is one particular alternative case worth mentioning. In this case, we considered the spin-spin interaction as first-order perturbation, proportional to the wavefunction at the origin, with the radial coefficient given by Eq. (6) (without the Gaussian smearing), and also removed the Thomas precession term from the spin-orbit interaction, which is proportional to the string tension b on Eq. (7). In this way the spin-dependent corrections come exclusively from the Breit-Fermi Hamiltonian describing one-gluon exchange, as in Ref. [43]. In this scheme it was possible to fit very accurately the 6 ground states $1S$ and $1P$: $\eta_c(1^1S_0)$, $J/\psi(1^3S_1)$, $h_c(1^1P_1)$, $\chi_{c0}(1^3P_0)$, $\chi_{c1}(1^3P_1)$, $\chi_{c2}(1^3P_2)$, with the parameter set $m_c = 1.2819 \text{ GeV}$, $\alpha_s = 0.3289$ and $b = 0.2150 \text{ GeV}^2$. This set is appealing since the mass of the charm quark is exactly the PDG value [67] obtained in the \overline{MS} scheme: $1.28 \pm 0.03 \text{ GeV}$, and the coupling constant α_s is also smaller, favoring the assumption of the perturbative regime of QCD. However, for radial excitations, especially above the $D\bar{D}$ threshold, this scheme does not work very well and hence we restrict ourselves to present the results obtained with the model that gives the best agreement with the whole experimental data set, since we believe this might yield better predictions to higher new charmonium states and also for the diquark and tetraquark.

In Table II we present the wavefunction properties. Notice that the inclusion of the spin-spin interaction in the zeroth-order potential creates a small difference between the wavefunction of spin singlet and spin triplet. The spin 0 states receive a negative contribution from this interaction in the potential, what causes the short-distance region of the potential (small r coordinate) to be “more negative” generating states with smaller root mean square radius, higher value of the wavefunction at the origin and higher quark velocity.

The spin-dependent interactions are very important in charmonium spectroscopy because they can test the QCD dynamics in the heavy quark context, lying between the perturbative and the non-perturbative regime. Particularly interesting is the role of the spin-spin interaction in orbitally-excited states. It is convenient to define the spin-average mass of a multiplet (spin here means J), also know as “center-of-weight” or “center-of-gravity” (c.o.g.):

$$\langle M(N^{2S+1}\ell_J) \rangle = \frac{\sum_J (2J+1) M(N^{2S+1}\ell_J)}{\sum_J (2J+1)}, \quad (\text{c.o.g.}) \quad (28)$$

For P -wave ground state, for example, we have:

$$\langle M(1^3P_J) \rangle = \frac{5M(1^3P_2) + 3M(1^3P_1) + M(1^3P_0)}{9} \quad (29)$$

Interestingly, in the spin average mass the spin-orbit and tensor corrections cancel each other and hence if the spin-spin correction is zero in the orbitally-excited singlet state (1^1P_1 for instance), its mass should be equal to this spin average. However, the spin-spin correction is zero for orbitally-excited states only if it is treated as a first-order

TABLE II: Results for charmonium $c\bar{c}$ wavefunctions from the model. Parameters are $m_c = 1.4622$ GeV, $\alpha_s = 0.5202$, $b = 0.1463$ GeV², $\sigma = 1.0831$ GeV.

$N^{2S+1}\ell$	$M^{(0)}$ [GeV]	$ R(0) ^2$ [GeV ³]	$\langle r^2 \rangle^{1/2}$ [fm]	$\left\langle \frac{v^2}{c^2} \right\rangle$
1^1S	2.9924	1.5405	0.375	0.336
1^3S	3.0917	1.1861	0.421	0.253
1^1P	3.5105	0	0.678	0.257
1^3P	3.5191	0	0.689	0.246
2^1S	3.6317	0.7541	0.839	0.308
2^3S	3.6714	0.7092	0.867	0.293
1^1D	3.7951	0	0.899	0.280
1^3D	3.7958	0	0.901	0.278
2^1P	3.9334	0	1.071	0.324
2^3P	3.9427	0	1.082	0.315
3^1S	4.0481	0.6088	1.210	0.364
3^3S	4.0755	0.5914	1.230	0.357
2^1D	4.1591	0	1.258	0.350
2^3D	4.1604	0	1.261	0.348
4^1S	4.3933	0.5430	1.531	0.424
4^3S	4.4150	0.5340	1.547	0.419

perturbation proportional to the wavefunction at the origin. In our model, where we include the Gaussian term non-perturbatively, there will be a small difference. Therefore, in the present model the value of the mass $M^{(0)}$ (before the splitting due to the orbital and tensor spin-dependent corrections) of the orbitally-excited states with total spin $S = 1$, like the 1^3P , is equal to the c.o.g. of these states.

In Table III we present the results for the masses including the spin interactions. Note that the contribution of the spin-spin interaction to orbitally-excited states is not zero, especially in P -wave, even though the wave function at the origin is still compatible with zero. Because of that the spin singlet in orbitally-excited states is slightly different from the spin-average (c.o.g.). The experimental measurements of $1P$ states suggest that they should be very close (see Table IV for experimental values). As pointed in Ref. [68], a precise measurement of the difference between the c.o.g. of the 1^3P_J states and the singlet 1^1P_1 can provide useful information about the spin-dependent interactions in heavy quarks. Actually, the prediction for $h_c(1^1P_1)$ is already close to the experimental value and even more so if one considers its mass as the spin-average of the 1^3P_J states (as done in Ref. [47] for the calculations where its mass was required). Also, the inclusion of the recently measured $\chi_{c2}(2P)$ [69, 70] did not affect much the resulting set, even though the prediction for its mass is a little higher than the experimental value.

In the 2014 edition of the PDG [71] the $X(3915)$ was assigned as the 2^3P_0 $c\bar{c}$ state, the $\chi_{c0}(2P)$, but due to many reasons [72] it has been removed from this position. The $X(3915)$ still has the status of an exotic resonance. A discussion about its nature (and also about the $\chi_{c2}(2P)$ state) can be found in Ref. [73]. A recent example of the $X(3915)$ interpreted as a diquark-antidiquark tetraquark $[cs][\bar{c}\bar{s}]$ can be found in Ref. [74]. In Ref. [75] an analysis of Belle [69] and BaBar [70] data showed some evidence of the “real” $\chi_{c0}(2P)$ indicating that its mass could be around 3837.6 ± 11.5 MeV, which is in better agreement with quarkonium models. Recently, the Belle Collaboration found a candidate for the $\chi_{c0}(2P)$ in the data of $e^+e^- \rightarrow J/\psi D\bar{D}$ [76], with a mass of 3862^{+26+40}_{-32-13} MeV and a width of $201^{+154+88}_{-67-82}$ MeV.

Finally, in Table IV we compare the results of the model with the experimental data, which are illustrated in the mass spectrum presented in Fig. 4. We can see that the agreement with the experimental data is satisfactory.

TABLE III: Results for charmonium $c\bar{c}$ masses from the model. Parameters are $m_c = 1.4622$ GeV, $\alpha_s = 0.5202$, $b = 0.1463$ GeV², $\sigma = 1.0831$ GeV.

$N^{2S+1}\ell_J$	$\langle T \rangle$	$\langle V_V^{(0)} \rangle$	$\langle V_S^{(0)} \rangle$	$\langle V_{SS}^{(0)} \rangle$	$E^{(0)}$	$M^{(0)}$ [MeV]	$\langle V_{LS}^{(1)} \rangle$	$\langle V_T^{(1)} \rangle$	M^f [MeV]
1^1S_0	491.9	-584.4	246.2	-85.6	68.1	2992.4	0	0	2992.4
1^3S_1	370.6	-504.0	279.4	21.4	167.4	3091.7	0	0	3091.7
1^3P_0	359.5	-246.6	480.0	2.0	594.8	3519.1	-63.9	-29.4	3425.8
1^3P_1	359.5	-246.6	480.0	2.0	594.8	3519.1	-32.0	14.7	3501.8
1^1P_1	375.2	-253.1	471.1	-7.0	586.2	3510.5	0	0	3510.5
1^3P_2	359.5	-246.6	480.0	2.0	594.8	3519.1	32.0	-2.9	3548.1
2^1S_0	450.6	-287.3	573.8	-29.7	707.4	3631.7	0	0	3631.7
2^3S_1	428.5	-281.7	590.4	9.8	747.1	3671.4	0	0	3671.4
1^3D_1	407.0	-175.4	639.7	0.2	871.5	3795.8	-8.8	-3.9	3783.1
1^3D_2	407.0	-175.4	639.7	0.2	871.5	3795.8	-2.9	3.9	3796.7
1^1D_2	408.8	-175.9	638.5	-0.6	870.8	3795.1	0	0	3795.1
1^3D_3	407.0	-175.4	639.7	0.2	871.5	3795.8	5.9	-1.1	3800.6
2^3P_0	460.4	-186.2	742.1	2.2	1018.4	3942.7	-59.9	-26.1	3856.7
2^3P_1	460.4	-186.2	742.1	2.2	1018.4	3942.7	-29.9	13.0	3925.8
2^1P_1	474.4	-190.8	733.1	-7.5	1009.1	3933.4	0	0	3933.4
2^3P_2	460.4	-186.2	742.1	2.2	1018.4	3942.7	29.9	-2.6	3970.0
3^1S_0	532.8	-215.4	826.5	-20.1	1123.8	4048.1	0	0	4048.1
3^3S_1	521.9	-215.3	837.7	6.9	1151.2	4075.5	0	0	4075.5
2^3D_1	508.6	-145.8	873.0	0.3	1236.1	4160.4	-11.6	-3.7	4145.1
2^3D_2	508.6	-145.8	873.0	0.3	1236.1	4160.4	-3.9	3.7	4160.2
2^1D_2	511.3	-146.5	871.0	-1.0	1234.8	4159.1	0	0	4159.1
2^3D_3	508.6	-145.8	873.0	0.3	1236.1	4160.4	7.7	-1.1	4167.1
4^1S_0	620.4	-179.5	1044.0	-15.8	1469.0	4393.3	0	0	4393.3
4^3S_1	613.2	-180.6	1053.0	5.6	1490.7	4415.0	0	0	4415.0

TABLE IV: Comparison of charmonium $c\bar{c}$ experimental data and our results (Tab. III). Units are MeV.

$N^{2S+1}\ell_J$	M^f	Exp. [67]	Meson	J^{PC}
1^1S_0	2992.4	2983.4 ± 0.5	$\eta_c(1S)$	0^{-+}
1^3S_1	3091.7	3096.900 ± 0.006	$J/\psi(1S)$	1^{--}
1^3P_0	3425.8	3414.75 ± 0.31	$\chi_{c0}(1P)$	0^{++}
1^3P_1	3501.8	3510.66 ± 0.07	$\chi_{c1}(1P)$	1^{++}
1^1P_1	3510.5	3525.38 ± 0.11	$h_c(1P)^\dagger$	1^{+-}
1^3P_2	3548.1	3556.20 ± 0.09	$\chi_{c2}(1P)$	2^{++}
1^3P (c.o.g.) (3519.1)		(3525.303)	—	—
2^1S_0	3631.7	3639.2 ± 1.2	$\eta_c(2S)$	0^{-+}
2^3S_1	3671.4	3686.097 ± 0.025	$\psi(2S)$	1^{--}
1^3D_1	3783.1	3773.13 ± 0.35	$\psi(3770)$	1^{--}
1^3D_2	3796.7	—	—	2^{--}
1^1D_2	3795.1	—	—	2^{-+}
1^3D_3	3800.6	—	—	3^{--}
1^3D (c.o.g.) (3795.8)		—	—	—
2^3P_0	3856.7	—	*	0^{++}
2^3P_1	3925.8	—	—	1^{++}
2^1P_1	3933.4	—	—	1^{+-}
2^3P_2	3970.0	3927.2 ± 2.6	$\chi_{c2}(2P)$	2^{++}
2^3P (c.o.g.) (3942.7)		—	—	—
3^1S_0	4048.1	—	—	0^{-+}
3^3S_1	4075.5	4039 ± 1	$\psi(4040)$	1^{--}
2^3D_1	4145.1	4191 ± 5	$\psi(4160)$	1^{--}
2^3D_2	4160.2	—	—	2^{--}
2^1D_2	4159.1	—	—	2^{-+}
2^3D_3	4167.1	—	—	3^{--}
2^3D (c.o.g.) (4158.9)		—	—	—
4^1S_0	4393.3	—	—	0^{-+}
4^3S_1	4415.0	4421 ± 4	$\psi(4415)$	1^{--}

[†] In Ref. [47] the $h_c(1P)$ is taken as the spin-average (c.o.g.) of the P -wave states, which is in better agreement with experimental data.

* See text for discussion about the $\chi_{c0}(2P)$ and the $X(3915)$.

Charmonium Mass Spectrum

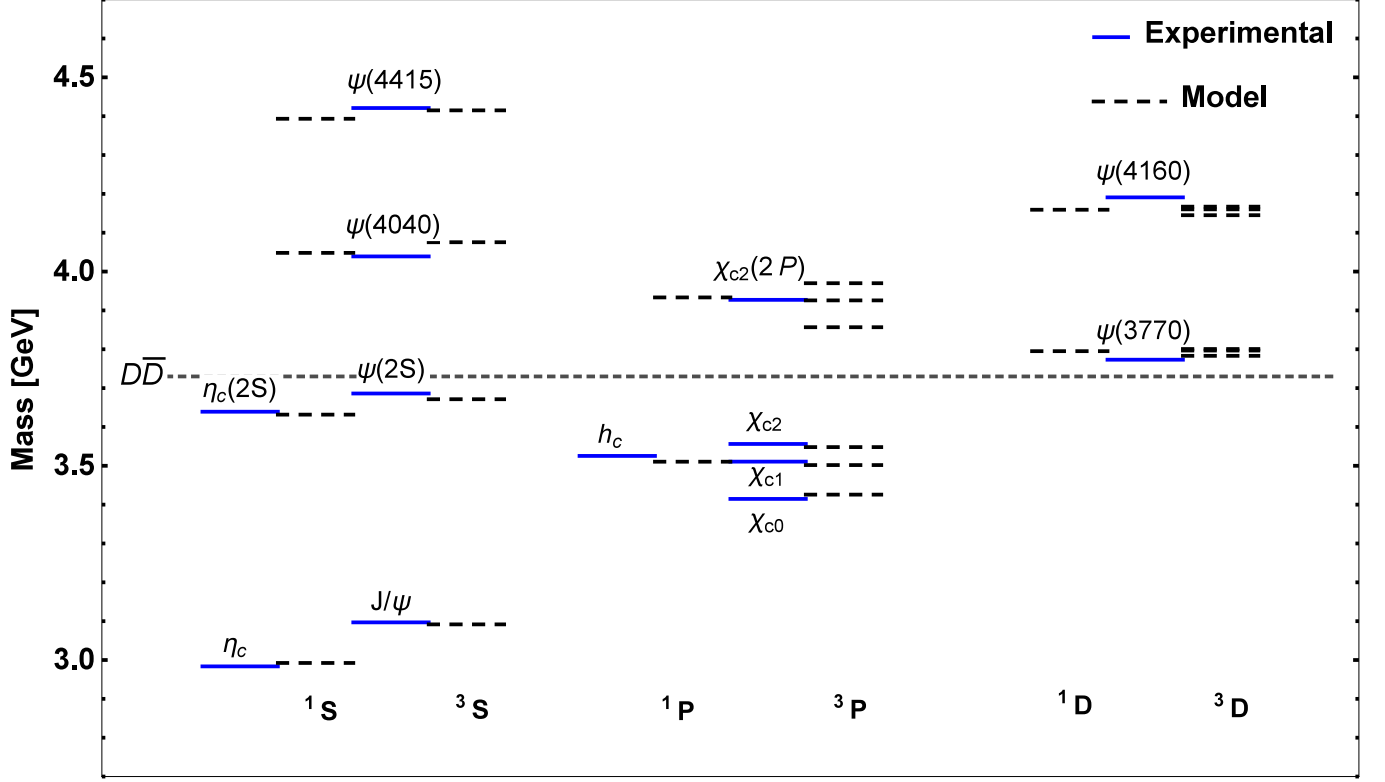


FIG. 4: Spectrum of charmonium. Solid lines: experimental data [67]. Dashed lines: results from the model. Parameters are $m_c = 1.4622$ GeV, $\alpha_s = 0.5202$, $b = 0.1463$ GeV², and $\sigma = 1.0831$ GeV. Each state is shown with experimental data on the left and model results on the right. Notice that for some of the calculated states there is no experimental data to compare with.

B. Diquarks

We now present our calculations for heavy diquarks composed of two charm quarks cc (which are equivalent for antidiquarks $\bar{c}\bar{c}$ in our framework). We use the model for charmonium discussed in the previous subsection, except that due to the different color structure, the color factor is now $\kappa_s = -2/3$, which corresponds to the attractive antitriplet color state, and the string tension b will be half of that obtained for the $c\bar{c}$ charmonium mesons. We will adopt the parameter set obtained by fitting this model to 13 $c\bar{c}$ states.

In Tables V and VI we present the results for the diquark wavefunctions and masses, respectively. For completeness we also show diquarks in the $1P$, $2S$ and $2P$ states. Because of the restrictions due to the Pauli exclusion principle the possibilities are much less numerous. Also, since the P -wave introduces a (-1) factor in the parity, the antisymmetric restriction in the wavefunction implies that their total spin S should be 0 if they are in the antitriplet color state.

TABLE V: Results for diquark cc wavefunctions. Parameters from charmonium fit: $m_c = 1.4622$ GeV, $\alpha_s = 0.5202$, $b = b_{c\bar{c}}/2 = 0.1463/2$ GeV², $\sigma = 1.0831$ GeV.

$N^{2S+1}\ell$	$M^{(0)}$ [GeV]	$ R(0) ^2$ [GeV ³]	$\langle r^2 \rangle^{1/2}$ [fm]	$\left\langle \frac{v^2}{c^2} \right\rangle$
1³S	3.1334	0.3296	0.593	0.123
1 ¹ P	3.3530	0	0.906	0.141
2 ³ S	3.4560	0.2370	1.147	0.167
2 ¹ P	3.6062	0	1.395	0.190

TABLE VI: Results for the cc diquark. Parameters from charmonium fit: $m_c = 1.4622$ GeV, $\alpha_s = 0.5202$, $b = b_{c\bar{c}}/2 = 0.1463/2$ GeV², $\sigma = 1.0831$ GeV.

$N^{2S+1}\ell_J$	$\langle T \rangle$	$\langle V_V^{(0)} \rangle$	$\langle V_S^{(0)} \rangle$	$\langle V_{SS}^{(0)} \rangle$	$E^{(0)}$	$M^{(0)}$ [MeV]	$\langle V_{LS}^{(1)} \rangle$	$\langle V_T^{(1)} \rangle$	M^f [MeV]
1³S₁	180.4	-173.9	197.9	4.7	209.0	3133.4	0	0	3133.4
1 ¹ P ₁	206.7	-93.3	316.2	-0.9	428.7	3353.0	0	0	3353.0
2 ³ S ₁	244.8	-105.7	389.8	2.9	531.7	3456.0	0	0	3456.0
2 ¹ P ₁	277.5	-72.3	477.9	-1.2	681.9	3606.2	0	0	3606.2

In Table VII we show a few results from other works about cc diquarks. Due to differences in the models and presentation in each reference, we show only the information that can be compared to our results. In particular, we select only the results that correspond to the (attractive) antitriplet-color configuration. As can be seen, the 1S diquark is very similar in all the models, with a mass around 3.1 GeV.

TABLE VII: Results for cc diquarks from other works.

$N\ell$	M_{cc} [GeV]	$ R(0) ^2$ [GeV ³]	$\langle r^2 \rangle^{1/2}$ [fm]	Ref.
1S	3.13	(0.523)² = 0.2735	0.58	[77]
2S	3.47	(0.424) ² = 0.1798	1.12	[77]
2P	3.35	—	0.88	[77]
1S	3.226	—	—	[59]
1S	3.067	—	—	[2] mod. I
1S	3.082	—	—	[2] mod. II
1P	3.523	—	—	[2] mod. I
1P	3.513	—	—	[2] mod. II
1S	3.204	—	—	[30]

C. Tetraquarks

As discussed above, the diquark-antidiquark tetraquark is treated as a two-body system. The diquark masses were presented in the previous subsection and the parameter set was obtained from a fit to the charmonium data. The tetraquark spectrum is calculated by replacing the charm quark mass by the diquark mass m_{cc} .

We now present the spectrum of the all-charm tetraquark considering the ground states $1S$ and the first orbital excitations $1P$ (relative to the diquark-antidiquark system), including all the possible combinations of total spin and total angular momentum. We also include the radial excitations $2S$ and $2P$, in a total of 20 T_{4c} states built with two cc diquarks, each of them being in an antitriplet color state and spin 1 (1^3S_1). These 20 states were built considering the coupling of the total spin of the tetraquark S_T (composed of the coupling of the total spins of the diquark S_d and antidiquark $S_{\bar{d}}$) with the relative orbital angular momentum L_T between diquark and antidiquark, resulting in a total angular momentum J_T of the tetraquark, in analogy to the $c\bar{c}$ charmonium spectrum. The corresponding parity and charge-conjugation quantum numbers of each combination are compiled in Table I.

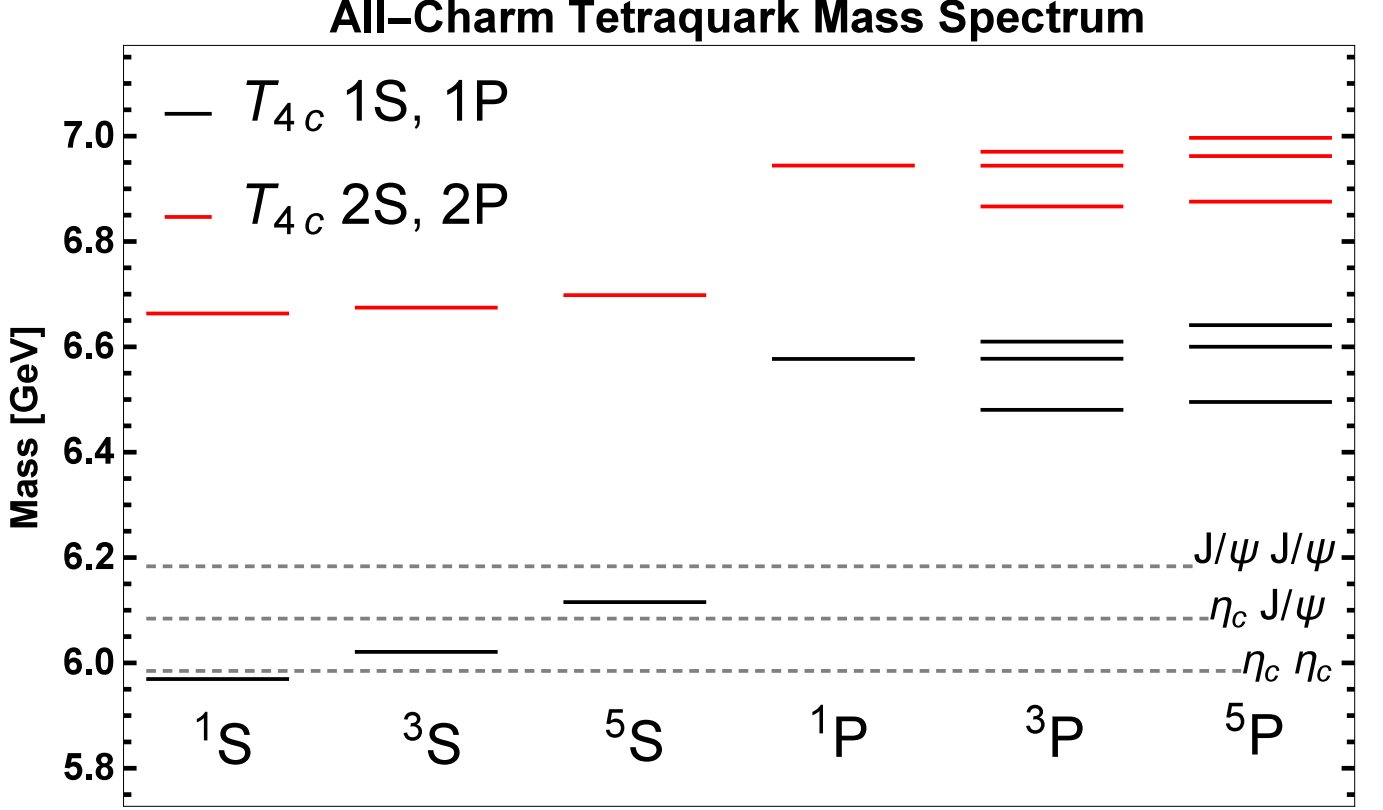


FIG. 5: Spectrum of T_{4c} obtained with the model, using ground state (1^3S_1) diquark and antidiquark. Parameters are $m_{cc} = 3133.4$ MeV, $\alpha_s = 0.5202$, $b = 0.1463$ GeV², $\sigma = 1.0831$ GeV.

In our model the spin-spin interaction is treated non-perturbatively. In mesons and diquarks we had only two possibilities for total spin when combining two spin 1/2 particles $S = 0, 1$. Now, since we consider spin 1 diquark and antidiquark, we have three possibilities for total spin $S_T = 0, 1, 2$, and therefore three different zeroth-order potentials, and consequently three wavefunctions for each NL_T state, as presented in Table VIII. The splitting structure from the perturbative corrections (spin-orbit and tensor) also has more possibilities, as presented in Table IX with the masses of the 20 T_{4c} states. In Figure 5 we show the mass spectrum.

From Table VIII we can observe that the tetraquark is very compact. In fact, its $\langle r^2 \rangle^{1/2}$ is even smaller than the ground state diquark.

This result apparently invalidates our initial assumptions, which implied a two-body diquark-antidiquark interaction where the (anti)diquarks are considered as point-like objects. However, the large diquark radius may just be an artifact of the Cornell-like potential used to describe the cc ($c\bar{c}$) interaction. The result obtained only tells us that either the real cc interaction is not Cornell-like or that the diquark-antidiquark picture is not correct. Knowing that the diquark-antidiquark was successful in describing the recently observed multiquark states, we rather tend to question the Cornell-like potential (which was arbitrarily chosen) for this system. Indeed, there are calculations indicating that perhaps the dominant short-distance interaction between two quarks (or two antiquarks) is mediated by (non-perturbative) instantons and not (perturbative) one-gluon exchange. This interaction is attractive and strong in some channels (see for example, Ref. [79]). In the present work we choose to keep using the Cornell-like potential because we need to know the diquark mass to use it as input in the final two-body (diquark-antidiquark) problem. One could

simply take the diquark mass as a free parameter and try to adjust it. However, obtaining it from the solution of the Schrödinger equation is a good strategy, at least from the practical point of view. The use of the Cornell potential for the quark-quark interaction is an elegant way to estimate the diquark mass taking into account the diquark color structure in analogy to the $c - \bar{c}$ interaction, which successfully describes the charmonium spectrum. In fact, in Ref. [80], using this sequence of three two-body problems allowed the authors to successfully reproduce many properties of the already measured multi-quark states. In the future the Cornell potential should be replaced by some more realistic quark-quark interaction. For now, we would like to use the obtained results and consider them as “privileged” guesses for the diquark masses.

As suggested in Ref. [15], the two-body approximation is better for orbitally-excited states, such as the P -wave considered here, since the centrifugal barrier would suppress overlap at the origin. As we can see in Table VIII, the compactness of the T_{4c} is also reflected in the value of the wavefunction at the origin for the $1S$ states, which is very large.

TABLE VIII: Results for T_{4c} wavefunctions and ground state (1^3S_1) diquark and antidiquark. Parameters are $m_{cc} = 3133.4$ MeV, $\alpha_s = 0.5202$, $b = 0.1463$ GeV², $\sigma = 1.0831$ GeV.

$N^{2S_T+1}L_T$	$M^{(0)}$ [GeV]	$ R(0) ^2$ [GeV ³]	$\langle r^2 \rangle^{1/2}$ [fm]	$\left\langle \frac{v^2}{c^2} \right\rangle$
1^1S	5.9694	8.4219	0.232	0.199
1^3S	6.0209	7.8384	0.241	0.183
1^5S	6.1154	6.6727	0.264	0.153
1^1P	6.5771	0	0.471	0.119
1^3P	6.5847	0	0.478	0.115
1^5P	6.5984	0	0.491	0.107
2^1S	6.6633	2.8414	0.588	0.131
2^3S	6.6745	2.8528	0.595	0.130
2^5S	6.6981	2.8616	0.610	0.129
2^1P	6.9441	0	0.785	0.132
2^3P	6.9500	0	0.790	0.130
2^5P	6.9610	0	0.800	0.126

TABLE IX: Results for T_{4c} masses using ground state (1^3S_1) diquarks. Parameters are $m_{cc} = 3133.4$ MeV, $\alpha_s = 0.5202$, $b = 0.1463$ GeV², and $\sigma = 1.0831$ GeV.

$N^{2S_T+1}L_T J_T$	$\langle T \rangle$	$\langle V_V^{(0)} \rangle$	$\langle V_S^{(0)} \rangle$	$\langle V_{SS}^{(0)} \rangle$	$E^{(0)}$	$M^{(0)}$ [MeV]	$\langle V_{LS}^{(1)} \rangle$	$\langle V_T^{(1)} \rangle$	M^f [MeV]	J^{PC}
1^1S_0	624.0	-966.6	151.1	-106.0	-297.3	5969.4	0	0	5969.4	0^{++}
1^3S_1	574.8	-928.0	157.6	-50.2	-245.8	6020.9	0	0	6020.9	1^{+-}
1^5S_2	479.4	-847.5	172.5	44.3	-151.3	6115.4	0	0	6115.4	2^{++}
1^1P_1	372.6	-371.8	325.3	-15.8	310.3	6577.1	0	0	6577.1	1^{--}
1^3P_0	358.9	-364.3	330.7	-7.4	318.0	6584.7	-59.4	-44.8	6480.4	0^{-+}
1^3P_1	358.9	-364.3	330.7	-7.4	318.0	6584.7	-29.7	22.4	6577.4	1^{-+}
1^3P_2	358.9	-364.3	330.7	-7.4	318.0	6584.7	29.7	-4.5	6609.9	2^{-+}
1^5P_1	335.4	-350.8	340.7	6.4	331.7	6598.4	-75.9	-27.2	6495.4	1^{--}
1^5P_2	335.4	-350.8	340.7	6.4	331.7	6598.4	-25.3	27.1	6600.2	2^{--}
1^5P_3	335.4	-350.8	340.7	6.4	331.7	6598.4	50.6	-7.7	6641.2	3^{--}
2^1S_0	410.8	-397.0	404.6	-21.8	396.6	6663.3	0	0	6663.3	0^{++}
2^3S_1	408.7	-398.2	408.7	-11.4	407.8	6674.5	0	0	6674.5	1^{+-}
2^5S_2	403.0	-400.7	416.8	12.3	431.4	6698.1	0	0	6698.1	2^{++}
2^1P_1	414.9	-262.9	537.5	-12.0	677.4	6944.1	0	0	6944.1	1^{--}
2^3P_0	407.8	-260.0	541.2	-5.7	683.3	6950.0	-47.9	-35.6	6866.5	0^{-+}
2^3P_1	407.8	-260.0	541.2	-5.7	683.3	6950.0	-23.9	17.8	6943.9	1^{-+}
2^3P_2	407.8	-260.0	541.2	-5.7	683.3	6950.0	23.9	-3.6	6970.4	2^{-+}
2^5P_1	394.5	-254.2	548.7	5.2	694.3	6961.0	-63.1	-22.2	6875.6	1^{--}
2^5P_2	394.5	-254.2	548.7	5.2	694.3	6961.0	-21.0	22.2	6962.1	2^{--}
2^5P_3	394.5	-254.2	548.7	5.2	694.3	6961.0	42.1	-6.3	6996.7	3^{--}

In Table IX we see that the compactness of the $1S$ states is mainly caused by the Coulomb interaction. This suggests that the one-gluon exchange is indeed the dominant mechanism responsible for the very strong binding between diquark and antidiquark, which causes the energy eigenvalue E to be negative. This also implies that the spin-spin interaction is strong. In this case we must have in mind that the factors coming from $\mathbf{S}_1 \cdot \mathbf{S}_2$ are larger for the coupling of two spin 1 than for two spin 1/2 particles. It is interesting to see that even though the spin-dependent terms are now suppressed by a factor $1/m_{cc}^2$ and one would naturally expect them to be smaller when compared to the corresponding terms in $c\bar{c}$ mesons, the color interaction brings diquark and antidiquark so close that the suppression due to this factor is overwhelmed by the huge superposition at the origin of the system. The confinement term on the other hand, increases its contribution as radial or orbital excitations are included, as in $c\bar{c}$ mesons.

In Fig. 5 we can see that the masses of the 20 states are concentrated in the range between 6 and 7 GeV. Among the $1S$ states, the lowest one, with $J^{PC} = 0^{++}$ lies very close to the η_c pair threshold. Within our uncertainties (both from the choice of parameters as well as the assumption of the diquark-antidiquark structure), we cannot say whether this state is below or above such a threshold. If it is above, it could be seen as a narrow state in the $\eta_c\eta_c$ invariant mass. If it is below, then it would be stable against the rearrangement in $c\bar{c}$ pairs and other mechanisms would be necessary. Several possibilities are discussed in Ref. [30], with special attention to the 0^{++} lowest state, such as $T_{4c} \rightarrow D\bar{D}$ through $c\bar{c} \rightarrow g \rightarrow q\bar{q}$. On the other hand, in Ref. [15] several decay possibilities of the orbitally-excited states are also discussed and branching fractions are estimated. It is interesting to see that even our estimates for the excited states with $NL_T = 2S, 2P$ are below the threshold of decay into doubly-charmed baryon pairs due to light quark pair creation, $cc\bar{c}\bar{c} \rightarrow (ccq) + (\bar{c}\bar{c}\bar{q})$, which is above 7 MeV.

The second lowest state, with quantum numbers $J^{PC} = 1^{+-}$, could rearrange itself into $\eta_c J/\psi$. However, this state seems to be more than 50 MeV below this two-meson threshold, and therefore it should be stable. The highest $1S$ state, with quantum numbers $J^{PC} = 2^{++}$, is also more than 50 MeV below the corresponding J/ψ pair threshold. It could still decay into η_c pairs in the D -wave, but this mechanism should be suppressed.

In order to be consistent with our $c\bar{c}$ results, in Fig. 5 the two-meson thresholds are shown using the values of charmonium masses obtained with our model, which were compared to the experimental values in Table IV. In Table X we compare all the $1S$ and $1P$ T_{4c} states with the corresponding lowest S -wave two-meson thresholds. We see that while the $1S$ states lie close to or below their thresholds, the orbitally-excited ones are close to or above the corresponding thresholds. Therefore, it would be interesting to search for these states in the two-meson invariant mass distributions, since some of them could show up as narrow peaks just around the threshold, like the 1^{--} state (from the 1^1P_1 configuration) in the $\eta_c(1S) h_c(1P)$ invariant mass at 6.50 GeV, the 2^{--} (from the 1^5P_2 configuration) in the $J/\psi(1S) \chi_{c1}(1P)$ invariant mass at 6.60 GeV, and the 3^{--} state (from the 1^5P_3 configuration) in the $J/\psi(1S) \chi_{c2}(1P)$ invariant mass at 6.65 GeV.

One of these orbitally-excited states is of particular interest, since it presents exotic quantum numbers that cannot be obtained as a simple $c\bar{c}$ system: the 1^{-+} (from the 1^3P_1 configuration). This state could be searched for in the $\eta_c(1S) \chi_{c1}(1P)$ invariant mass. However, it might be quite broad since our predictions show that it is about 80 MeV above its two-meson threshold.

TABLE X: Comparison of $1S$ and $1P$ T_{4c} masses with lowest S -wave two $c\bar{c}$ meson thresholds, either calculated with the model or from experimental values [67]. Units are MeV.

				$(M_1 + M_2)$	
J^{PC}	$N^{2S_T+1}L_{TJ_T}$	$M_{T_{4c}}$	$M_1 M_2$	Model	Exp.
0^{++}	1^1S_0	5969.4	$\eta_c(1S) \eta_c(1S)$	5984.8	5966.8
1^{+-}	1^3S_1	6020.9	$J/\psi(1S) \eta_c(1S)$	6084.1	6080.3
2^{++}	1^5S_2	6115.4	$J/\psi(1S) J/\psi(1S)$	6183.4	6193.8
0^{-+}	1^3P_0	6480.4	$\eta_c(1S) \chi_{c0}(1P)$	6418.2	6398.1
1^{-+}	1^3P_1	6577.4	$\eta_c(1S) \chi_{c1}(1P)$	6494.2	6494.1
1^{--}	1^5P_1	6495.4	$\eta_c(1S) h_c(1P)$	6502.9	6508.8
1^{--}	1^1P_1	6577.1			
2^{-+}	1^3P_2	6609.9	$\eta_c(1S) \chi_{c2}(1P)$	6540.5	6539.6
2^{--}	1^5P_2	6600.2	$J/\psi(1S) \chi_{c1}(1P)$	6593.5	6607.6
3^{--}	1^5P_3	6641.2	$J/\psi(1S) \chi_{c2}(1P)$	6639.8	6653.1

Next, we comment on the results of other works which also investigate the existence and properties of this state composed of four charm quarks. Some of them also consider a sextet structure for the diquarks (which can also lead to a color singlet tetraquark). In the following tables we present a compilation of the main results.

TABLE XI: Results for the T_{4c} mass (without spin-corrections) from Ref. [2].

NL_T	$M_{T_{4c}}^{(0)}$ [GeV]	Model	Color
$1S$	6.437	I	$\bar{3} - 3$
$1S$	6.450	II	$\bar{3} - 3$
$1S$	6.383	I	$6 - \bar{6}$
$1S$	6.400	II	$6 - \bar{6}$
$1S$	6.276	Bag	$\bar{3} - 3$
$1S$	6.252	Bag	$6 - \bar{6}$
$1P$	6.718	I	$\bar{3} - 3$
$1P$	6.714	II	$\bar{3} - 3$
$1P$	6.832	I	$6 - \bar{6}$
$1P$	6.822	II	$6 - \bar{6}$

TABLE XII: Results for the spin shifts of the T_{4c} from Ref. [2].

$N\ell$	$M_{T_{4c}}^{(0)}$ [GeV]	$J^{P(C)}$	SS [GeV]	LS + T [GeV]	Model	Color
1S	6.383	0^+	0.017	-	I	$6 - \bar{6}$
1S	6.437	0^+	-0.011	-	I	$\bar{3} - 3$
1S	6.437	1^+	0.003	-	I	$\bar{3} - 3$
1S	6.437	2^+	0.032	-	I	$\bar{3} - 3$
1P	6.832	1^{--}	0.011	0	I	$6 - \bar{6}$
1P	6.718	0^{-+}	0.010	-0.023	I	$\bar{3} - 3$
1P	6.718	1^{--}	0.020	-0.024	I	$\bar{3} - 3$

First, we show the results of Ref. [2] in Tables XI and XII. In this work a variational method with Gaussian trial wavefunctions was employed to study all-heavy tetraquarks, using a four-body coordinate system. The interactions were described with a potential due to the exchange of color octets in two-body forces. Two potentials were used: model I is a Cornell-type (Coulomb plus linear) and the model II is of the form $A + Br^\beta$. Also a version of the MIT Bag model was used with the Born-Oppenheimer approximation. Both color structures were considered, $\bar{3} - 3$ and $6 - \bar{6}$. S -wave and P -wave were considered with both potentials, and spin shifts were calculated with the Cornell-like potential.

In Table XIII we compile the results of Refs. [66, 78], where the T_{4c} production was studied. The estimates for the T_{4c} are very similar to those presented in this work. The authors used the diquark results of Ref. [77], where the cc diquark was calculated as a baryon constituent (we also compared these diquark results with ours). The same strategy of dividing the problem into two-body problems was used, but only S -wave states were calculated, and the spin-spin splitting was considered between each spin 1/2 constituent pair, using the wavefunction at the origin of the diquark or of the charmonium, depending on the interacting pair. It is interesting to see that the 0^{++} state is very close to our result, and the 1^{+-} is also below the $\eta_c J/\psi$ threshold. However, the 2^{++} is about 20 MeV above the $J/\psi J/\psi$ threshold, indicating that this state could be seen in the $J/\psi J/\psi$ invariant mass.

TABLE XIII: Results for the T_{4c} from Refs. [66, 78].

NL_T	$M_{T_{4c}}^{(0)}$ [GeV]	$ \Psi(0) $ [GeV $^{3/2}$]	$\langle r \rangle$ [fm]	J^{PC}	$M_{T_{4c}}^f$ [GeV]	Color
1S	6.12	0.47	0.29	0^{++}	5.97	$\bar{3} - 3$
1S	6.12	0.47	0.29	1^{+-}	6.05	$\bar{3} - 3$
1S	6.12	0.47	0.29	2^{++}	6.22	$\bar{3} - 3$

In Table XIV we compare our results for the S -wave T_{4c} with those of the recent diquark-antidiquark studies: those with antitriplet diquarks [66, 78], and those with the color-magnetic model [27] and with QCD Sum Rules [28].

TABLE XIV: Comparison of our results for the S -wave T_{4c} .

J^{PC}	M^{final} [GeV]	Ref. [66, 78]	Ref. [27]	Ref. [28]
0^{++}	5.9694	5.966	5.617 – 6.254	6.44 – 7.15
1^{+-}	6.0209	6.051	5.720 – 6.137	6.37 – 6.51
2^{++}	6.1154	6.223	5.777 – 6.194	6.51 – 6.37

In Table XV we compare our results with the contribution of each term used to calculate the 0^{++} T_{4c} in Ref. [30], which was based in meson and baryon masses. The constant V_0 is obtained as twice the constant term S obtained from the fit of baryon and meson masses (which is added only into baryon masses, related to the QCD string junction,

as discussed in that reference). Remember that in our model the spin-spin interaction is contained in the energy eigenvalue.

TABLE XV: Comparison of our results for the 0^{++} T_{4c} with Ref. [30].

J^{PC}	m_c [MeV]	m_{cc} [MeV]	E [MeV]	V_0	SS [MeV]	$M_{T_{4c}}^f$ [MeV]	
0^{++}	1462.2	3133.4	-297.3	—	(-106.0)	5969.4	This work
0^{++}	1655.6	3204.1	-388.3	330.2	-158.5	6191.5 ± 25	Ref. [30]

Finally, in Table XVI we compare our results for the P -wave T_{4c} with the old diquark-antidiquark predictions of Chao [15], the recent diquark-antidiquark predictions of QCD Sum Rules [28] and with lattice results [24].

TABLE XVI: Comparison of our results for the P -wave T_{4c} .

J^{PC}	$N^{2S_T+1}L_{TJ_T}$	M^{final} [GeV]	Ref. [15]	Ref. [28]	Ref. [24]
1^{--}	1^1P_1	6.5771	6.55 – 6.82	6.83 – 6.84	6.420
1^{--}	1^5P_1	6.4954	6.39		

The use of the Cornell potential allows us to study the charmonium spectrum without the confining interactions, which can easily be “switched off” by choosing the string tension to be zero. We can thus repeat all our calculations and check whether we find bound diquark states and also a bound T_{4c} . We have done these calculations and we find both diquark and tetraquark bound states. The obtained diquark and T_{4c} ground states have masses equal to $m_{cc} = 2881.4$ MeV and $T_{4c} = 5.3 - 5.4$ GeV (for the lowest $1S$ states), respectively, as shown in the Appendix. These results can have applications in the context of relativistic heavy ion collisions, where a deconfined medium is formed (the quark-gluon plasma, QGP). Our results suggest that the T_{4c} can be formed and perhaps survive in the QGP phase.

D. The role of $6 - \bar{6}$ configurations

The tetraquark composed of four quarks of the same flavor is constrained by the Pauli exclusion principle, which restricts the possibilities of the diquark wave function. The most favorable case is the one presented in the previous sections where quarks in the diquark are in the attractive antitriplet color state (antisymmetric), in the ground state $1S$ with no orbital nor radial excitations (symmetric) and with total spin $S = 1$ (symmetric), resulting in an antisymmetric wave function appropriate for identical fermions. A diquark in the repulsive color sextet configuration (symmetric) should either have total spin $S = 0$ (antisymmetric) or have an internal orbital excitation. This excitation strongly disfavors the compactness of the diquarks, which underlies the assumption that the dynamics is dominated by one-gluon exchange. Therefore, any internal orbital excitation in the diquarks can be safely neglected, and we end up with two orthogonal building blocks: the antitriplet diquark with spin 1 and the sextet diquark with spin 0. There could be some mixing between these two states. We know that spin 0 diquarks can only form tetraquarks with total spin $S_T = 0$, therefore the tetraquarks composed of sextet diquarks would only mix with four of the 20 states presented in this work, i. e. the states $1S$ and $1P$ with quantum numbers $J^{PC} = 0^{++}$, 1^{--} and both respective radial excitations. All the other states are necessarily composed of pure antitriplet diquarks, since to have spin 1 sextet diquarks one would need both diquark and antidiquark with one unit of internal orbital excitation, which is highly unlikely.

The exchange of one-gluon between a quark inside the diquark and an antiquark inside the antidiquark could mix the color states $\bar{3} - 3$ and $6 - \bar{6}$. Unfortunately this cannot be implemented in the present model, where the four-body problem is factorized in subsequent two-body systems. The mixing can be taken into account in a full four-body problem, as done in Ref. [62], where both color configurations are present in the wave function from the beginning. However, in this reference, as well as in most of the works in the literature, the sextet configuration is found to be negligible when compared to the antitriplet configuration. In the composite wave function the $\bar{3} - 3$ component completely dominates over the $6 - \bar{6}$ one. This is essentially due to the repulsion inside the sextet diquark. The

conclusion that we can draw from this observation is that even though the $\bar{3}-3$ and $6-\bar{6}$ can mix, a proper four-body approach reveals that they behave essentially as two independent states. The $6-6$ contribution to the $\bar{3}-3$ is expected to be negligible, and the former should be calculated separately as a pure $6-\bar{6}$ state.

Let us now present results for the pure $6-\bar{6}$ tetraquark. In our model, we need first to compute the mass of the sextet diquark and then calculate the tetraquark spectrum. The color factor κ_s of the Coulomb term in the potential corresponding to the sextet configurations is $+1/3$. The string tension b of the linear confining term is the value taken for the charmonium divided by four and its sign also changes. This interaction is completely repulsive and clearly cannot yield a bound state. However one might argue that for non color-singlet configurations the long distance part of the potential is not well known and might be confining. We may get a rough estimate of the sextet diquark mass as being twice the charm quark mass. The spin of the diquark is zero (and so is the spin of the tetraquark) and hence all the spin-dependent interactions vanish. The interaction between a 6 diquark and a $\bar{6}$ antidiquark is very attractive. The color factor is $-10/3$, and the string tension is positive and a factor $10/4$ larger than that of charmonium. Using these parameters we can estimate the mass of the $6-6$ tetraquark in the four cases where it could mix with the $\bar{3}-3$ state. They are shown in Tables XVII and XVIII. We see that for the ground state we obtain an extremely bound state around 4 GeV. This might be an indication that the two-body approximation is already unrealistic and we should take into account the finite size of the diquarks. If we use a heavier diquark mass obtained with a confining string tension (about 3.2 GeV, 70 MeV above the antitriplet diquark) we again find an extremely bound ground state, since increasing the diquark mass reduces the tetraquark size, increasing the contribution of the attractive Coulomb term, (as happens when we move from charmonium to bottomonium).

TABLE XVII: Results for T_{4c} wavefunctions and ground state (1^1S_0) diquark and antidiquark (sextet). Parameters are $m_{cc} = 2m_c = 2.9243$ MeV, $\alpha_s = 0.5202$, $b = 10 \times b_{cc}/4 = 10 \times 0.1463/4$ GeV².

$N^2S_{T+1}L_T$	$M^{(0)}$ [GeV]	$ R(0) ^2$ [GeV ³]	$\langle r^2 \rangle^{1/2}$ [fm]	$\left\langle \frac{v^2}{c^2} \right\rangle$
1^1S	3.8611	70.7780	0.127	0.820
1^1P	5.8902	0	0.302	0.341
2^1S	6.0176	16.3850	0.368	0.376
2^1P	6.7567	0	0.539	0.322

TABLE XVIII: Results for T_{4c} masses using ground state (1^1S_0) diquarks (sextet - antisextet). Parameters are $m_{cc} = 2m_c = 2.9243$ MeV, $\alpha_s = 0.5202$, $b = 10b_{cc}/4 = 10 \times 0.1463/4$ GeV².

$N^2S_{T+1}L_TJ_T$	$\langle T \rangle$	$\langle V_V^{(0)} \rangle$	$\langle V_S^{(0)} \rangle$	$\langle V_{SS}^{(0)} \rangle$	$E^{(0)}$	$M^{(0)}$ [MeV]	$\langle V_{LS}^{(1)} \rangle$	$\langle V_T^{(1)} \rangle$	M^f [MeV]	J^{PC}
1^1S_0	2397.0	-4589.0	204.6	0	-1987.6	3861.1	0	0	3861.1	
1^1P_1	996.1	-1473.0	518.9	0	41.6	5890.2	0	0	5890.2	
2^1S_0	1101.0	-1566.0	634.8	0	169.0	6017.6	0	0	6017.6	
2^1P_1	941.9	-958.9	925.0	0	908.1	6756.7	0	0	6756.7	

Before concluding we would like to add a remark on the scale dependence of our results. The one-loop QCD running coupling is given by:

$$\alpha_s(Q^2) = \frac{12\pi}{(33 - 2N_f) \ln(Q^2/\Lambda^2)}$$

In this formula the scale Q^2 is an input. It is a choice which defines the energy scale that is relevant to the problem. In our case we have used it as a constant, which was the same for the two-body $c\bar{c}$ problem and for the $cc - c\bar{c}$ two-body problem. We have here ignored the effects of the running coupling. In principle, we could have chosen two different scales. For the $c\bar{c}$ problem it should be $Q^2 \simeq m_c^2 \simeq (1.4)^2$ GeV² and for the $cc - c\bar{c}$ problem it should be $Q^2 \simeq m_{cc}^2 \simeq (3.1)^2$ GeV². Using these numbers in the above formula we obtain $\alpha_s(m_c) \simeq 0.5$ and $\alpha_s(m_{cc}) \simeq 0.35$.

Changing the scale, the running coupling is reduced by approximately 30 %. Using 0.35 instead of 0.5 changes the resulting masses of the bound states which come from the solution of the Schrödinger equation. However, this change is only 5 % for the lowest lying (1S) state. For the higher states, i.e. the radial and orbital excitations, the effects of the running coupling are even smaller, because the distance between the two bodies is larger and the QCD-Coulomb interaction is less important. In this region the uncertainties in the string tension are dominant. We have checked that in the least favorable case (of a radial together with an orbital excitation) for a diquark-antidiquark calculation, changing the string tension by $\simeq 30\%$ leads to changes in the final T_{4c} mass of $\simeq 3\%$.

An alternative way to compute running coupling effects was described in Ref. [81], where the authors compare (using their formula 2.23) α_s in bottomonium with α_s in charmonium with a simple formula. Adapting their formula to our context, it reads:

$$\alpha_s(T_{4c}) = \frac{\alpha_s(\psi)}{1 + \left[\frac{\alpha_s(\psi)}{12\pi} \right] (33 - 2N_f) \ln \left(m_{T_{4c}}^2 / m_\psi^2 \right)}$$

which then leads to the same results quoted above. The observation made above suggests that we should correct our tables, changing the masses. Moreover, to be more accurate we should also take into account the uncertainty in the scale choice, e.g., considering $Q^2 = \frac{m_c}{2}, m_c, 2m_c$ and similarly for the diquark-antidiquark case. However, we feel that this analysis would also imply a global uncertainty analysis, which is beyond the scope of the present work. When dealing with very precise theoretical predictions, all results should contain the theoretical errors, which reflect the uncertainties in the calculations. This could be done in the present work by studying the effects caused by changing the masses, couplings and string tension. The uncertainty analysis could be improved by also including relativistic corrections (a cubic term in the kinetic energy). However, this degree of precision would be more appropriate when experimental data is available, allowing further constraints in the model, and it should be postponed for future work.

This was the first calculation of the T_{4c} spectrum with a non-relativistic diquark-antidiquark model. It was meant to check whether this approach reproduces what we know from the lattice calculations, from QCD sum rules and from the results of the Bethe-Salpeter approach. In this sense it is a preliminary calculation which we believe has passed the test. Further improvement could be made in the future by including a systematic analysis of the uncertainties, moving towards “precision physics”. The real novelty of this work would be the power to identify the components of the masses and determine the role of the spin interactions, which are very difficult to isolate in the lattice and in QCD sum rules calculations.

IV. CONCLUSION

In this work we first updated the Cornell model, (a very well known and accepted model for charmonium) obtaining a satisfactory reproduction of the charmonium spectrum, including the most recently measured states. We then extended this model to study the all-charm tetraquark ($c\bar{c}c\bar{c}$).

We explored a diquark-antidiquark configuration, including P -wave tetraquarks, and we extended the spin-dependent interactions between diquarks, including a consistent strategy to deal with the tensor interaction between two objects of spin 1. The fact that our model is relatively simple compared to the four-body approach and to the relativistic models allows us to study many of the T_{4c} properties with clarity, especially the role of the spin interactions.

We were able to study the behavior of the all-charm tetraquark when radial and orbital excitations are included, investigating the contribution of the one-gluon exchange, the confinement and the spin-dependent interactions, providing for the first time detailed results which elucidate the dynamics of the diquark-antidiquark structure.

The inclusion of one orbital excitation in the tetraquark also leads to a significant increase in the possibilities of quantum numbers and to the prediction of the exotic state with $J^{PC} = 1^{-+}$. The orbitally-excited $c\bar{c}$ states, having specific masses and quantum numbers, have different decay channels, which may be investigated experimentally.

Our model is simple and instructive, especially in what concerns spin interactions. For the lowest T_{4c} states our predictions are compatible with those made with other approaches. For the higher states, in particular those with orbital excitations, we make novel predictions which can be tested. In this region our predictions are more reliable, since the diquark-antidiquark spatial separation is bigger.

Our results and the others found in the recent literature on the T_{4c} tetraquark, taken together, should encourage a careful experimental search for these states at LHCb and Belle II.

Acknowledgments

The authors acknowledge the support received from the brazilian funding agencies FAPESP (contract 12/50984-4), CNPq and CAPES. V. R. Debastiani also acknowledges the support from Generalitat Valenciana in the Program Santiago Grisolia (Exp. GRISOLIA/2015/005).

Appendix

In Table XIX we show the results for the lowest $1S$ tetraquark states where both diquark and tetraquark were calculated without the linear confinement term and hence the only interaction is one-gluon exchange.

These $1S$ states are deeply bound. As we can see in Table XIX, the binding energy for the lowest state, with $J^{PC} = 0^{++}$, is larger than -400 MeV, where about 100 MeV come from the spin-spin interaction. The resulting mass of 5.3 GeV is compatible with the results of Ref. [23], where a state with a dominant $\eta_c\eta_c$ component and mass $5.3 \pm (0.5)$ GeV was found.

For the excited tetraquark states $2S$, $1P$ and $2P$, the binding energy is around -90 MeV and the spin-dependent interactions are of the order of 10 MeV, with masses around $5.6 - 5.7$ GeV.

TABLE XIX: Results for lowest T_{4c} states ($1S$) using ground state (1^3S_1) diquarks. Both diquark and tetraquark are calculated without the linear confinement term. Parameters are $m_{cc} = 2881.4$ MeV, $\alpha_s = 0.5202$, $\mathbf{b} = \mathbf{0}$, $\sigma = 1.0831$ GeV.

$N^{2S_T+1}L_TJ_T$	$\langle T \rangle$	$\langle V_V^{(0)} \rangle$	$\langle V_{SS}^{(0)} \rangle$	$E^{(0)}$	M^f [MeV]	J^{PC}	$\langle r^2 \rangle^{1/2}$ [fm]	$\left\langle \frac{v^2}{c^2} \right\rangle$
Diquark								
1^3S_1	41.4	-85.3	1.0	-42.9	2881.4	1^+	1.378	0.028
Tetraquark								
1^1S_0	472.7	-809.0	-98.0	-434.3	5328.4	0^{++}	0.291	0.164
1^3S_1	408.0	-751.9	-44.0	-387.8	5374.9	1^{+-}	0.315	0.142
1^5S_2	289.4	-633.3	33.4	-310.4	5452.3	2^{++}	0.374	0.100

-
- [1] R. L. Jaffe, Phys. Rev. D **15**, 267 (1977); Phys. Rev. D **15**, 281 (1977).
 - [2] J.-P. Ader, J.-M. Richard, P. Taxil, Phys. Rev. D **25**, 2370 (1982).
 - [3] J. D. Weinstein, N. Isgur, Phys. Rev. D **27**, 588 (1983).
 - [4] J. D. Weinstein, N. Isgur, Phys. Rev. D **41**, 2236 (1990).
 - [5] F. K. Guo, C. Hanhart, U. G. Meißner, Q. Wang, Q. Zhao and B. S. Zou, Rev. Mod. Phys. **90**, 015004 (2018).
 - [6] A. Hosaka, T. Iijima, K. Miyabayashi, Y. Sakai and S. Yasui, PTEP **2016**, 062C01 (2016).
 - [7] S. L. Olsen, Front. Phys. **10**, 101401 (2015).
 - [8] A. Esposito, A. L. Guerrieri, F. Piccinini, A. Pilloni, A. D. Polosa, Int. J. Mod. Phys. A **30**, 1530002 (2014).
 - [9] N. Brambilla *et al.*, Heavy Quarkonium Working Group, Eur. Phys. J. C **71**, 1534 (2011).
 - [10] M. Nielsen, F. S. Navarra, S. H. Lee, Phys. Rept. **497**, 41 (2010).
 - [11] X. W. Kang and J. A. Oller, Eur. Phys. J. C **77**, no. 6, 399 (2017).
 - [12] R. Aaij *et al.*, LHCb Collaboration, Phys. Rev. Lett. **112**, 222002 (2014).
 - [13] M. Nielsen, F. S. Navarra, Mod. Phys. Lett. A **29**, 1430005 (2014).
 - [14] Y. Iwasaki, Prog. Theor. Phys. **54**, 492 (1975); Phys. Rev. Lett. **36**, 1266 (1976); Phys. Rev. D **16**, 220 (1977).
 - [15] K. T. Chao, Z. Phys. C **7**, 317 (1981).
 - [16] J. L. Ballot, J.-M. Richard, Phys. Lett. B **123**, 449 (1983).
 - [17] H. J. Lipkin, Phys. Lett. B **172**, 242 (1986).
 - [18] L. Heller, J. A. Tjon, Phys. Rev. D **32**, 755 (1985); Phys. Rev. D **35**, 969 (1987).
 - [19] B. Silvestre-Brac, Phys. Rev. D **46**, 2179 (1992).
 - [20] B. Silvestre-Brac, C. Semay, Z. Phys. C **57**, 273 (1993); Z. Phys. C **59**, 457 (1993). Z. Phys. C **61**, 271 (1994).

- [21] R. J. Lloyd, J. P. Vary, Phys. Rev. D **70**, 014009 (2004).
- [22] N. Barnea, J. Vijande, A. Valcarce, Phys. Rev. D **73**, 054004 (2006).
- [23] W. Heupel, G. Eichmann, C. S. Fischer, Phys. Lett. B **718**, 545 (2012).
- [24] T. W. Chiu *et al.* [TWQCD Collaboration], Phys. Rev. D **73**, 094510 (2006).
- [25] M. Wagner, A. Abdel-Rehim, C. Alexandrou, M. Dalla Brida, M. Gravina, G. Koutsou, L. Scorzato, C. Urbach, J. Phys. Conf. Ser. **503**, 012031 (2014).
- [26] P. Bicudo, K. Cichy, A. Peters, B. Wagenbach, M. Wagner, Phys. Rev. D **92**, 014507 (2015).
- [27] J. Wu, Y. R. Liu, K. Chen, X. Liu and S. L. Zhu, Phys. Rev. D **97**, 094015 (2018).
- [28] W. Chen, H. X. Chen, X. Liu, T. G. Steele and S. L. Zhu, Phys. Lett. B **773**, 247 (2017).
- [29] Z. G. Wang, Eur. Phys. J. C **77**, 432 (2017).
- [30] M. Karliner, S. Nussinov and J. L. Rosner, Phys. Rev. D **95**, 034011 (2017).
- [31] J. M. Richard, A. Valcarce and J. Vijande, Phys. Rev. D **95**, 054019 (2017).
- [32] R. Aaij *et al.* [LHCb Collaboration], Phys. Lett. B **707**, 52 (2012).
- [33] R. Aaij *et al.* [LHCb Collaboration], JHEP **1706**, 047 (2017); Erratum: [JHEP **1710**, 068 (2017)].
- [34] V. Khachatryan *et al.* [CMS Collaboration], JHEP **1409**, 094 (2014).
- [35] M. Aaboud *et al.* [ATLAS Collaboration], Eur. Phys. J. C **77**, 76 (2017).
- [36] K. Abe *et al.* [Belle Collaboration], Phys. Rev. Lett. **89**, 142001 (2002).
- [37] For a recent example, using a lattice gluon propagator see: A. Cucchieri, T. Mendes and W. M. Serenone, arXiv:1704.08288 [hep-lat].
- [38] See for example: F.S. Navarra, M. Nielsen, S. H. Lee, Phys. Lett. B **649**, 166 (2007).
- [39] R. Aaij *et al.* [LHCb Collaboration], Phys. Rev. Lett. **119**, 112001 (2017).
- [40] W. Lucha, F. F. Schöberl, arXiv:hep-ph/9601263.
- [41] W. Lucha, F. F. Schöberl, D. Gromes, Phys. Rept. **200**, 127 (1991).
- [42] M. B. Voloshin, Prog. Part. Nucl. Phys. **61**, 455 (2008).
- [43] J. Eiglsperger, arXiv:0707.1269 [hep-ph].
- [44] S. Godfrey, N. Isgur, Phys. Rev. D **32**, 189 (1985).
- [45] D. M. Brink and F. Stancu, Phys. Rev. D **49**, 4665 (1994).
- [46] T. Barnes, arXiv:hep-ph/0406327.
- [47] T. Barnes, S. Godfrey, E. S. Swanson, Phys. Rev. D **72**, 054026 (2005).
- [48] H. A. Bethe, E. E. Salpeter, *Quantum Mechanics of atoms of one- and two-electrons*, Springer (1957).
- [49] V. R. Debastiani, “Spectroscopy of the All-Charmed Tetraquark”, Master thesis, Instituto de Física, Universidade de São Paulo (2016) [doi:10.11606/D.43.2016.tde-08072016-001417],
- [50] L. Lovitch, S. Rosati, Phys. Rev. **140**, B877 (1965).
- [51] A. Messiah, *Quantum Mechanics, Vol. II*, North Holland, John Wiley & Sons (1966).
- [52] W. Lucha, F. F. Schöberl, Int. J. Mod. Phys. C **10**, 607 (1999).
- [53] J. L. Domenech-Garret, M. A. Sanchis-Lozano, Comput. Phys. Commun. **180**, 768 (2009).
- [54] M. De Sanctis, P. Quintero, Eur. Phys. J. A **46** 213 (2010).
- [55] D. Griffiths, *Introduction to Elementary Particles*, Second Revised Edition, Wiley-VCH (2008).
- [56] T. Muta, *Foundations of Quantum Chromodynamics: An Introduction to Perturbative Methods in Gauge Theories*, World Scientific Lecture Notes in Physics: Vol. 78, 3rd edition (2010).
- [57] Fayyazuddin, Riazuddin, *A Modern Introduction to Particle Physics*, World Scientific Publishing, 3rd edition (2011).
- [58] F. Stancu, *Group theory in subnuclear physics*, Oxford Stud. Nucl. Phys. 19 (1996).
- [59] D. Ebert, R. N. Faustov, V. O. Galkin, W. Lucha, Phys. Rev. D **76**, 114015 (2007).
- [60] Q. F. Lü and Y. B. Dong, Phys. Rev. D **94**, no. 9, 094041 (2016).
- [61] D. M. Brink, F. Stancu, Phys. Rev. D **57**, 6778 (1998).
- [62] W. Park, S. H. Lee, Nucl. Phys. A **925**, 161 (2014).
- [63] C. Cohen-Tannoudji, B. Diu, F. Laloe, *Quantum Mechanics, Vol. 2*, Wiley-VHC (1978).
- [64] L. Maiani, F. Piccinini, A. D. Polosa, V. Riquer, Phys. Rev. D **71**, 014028 (2005).
- [65] L. Maiani, F. Piccinini, A. D. Polosa, V. Riquer, Phys. Rev. D **89**, 114010 (2014).
- [66] A. V. Berezhnoy, A. V. Luchinsky, A. A. Novoselov, Phys. Rev. D **86**, 034004 (2012).
- [67] C. Patrignani *et al.* [Particle Data Group], Chin. Phys. C **40**, 100001 (2016); (with 2017 update).
- [68] J. Zhang, arXiv:1311.3370 [hep-ex].
- [69] S. Uehara *et al.* [Belle Collaboration], Phys. Rev. Lett. **96**, 082003 (2006).
- [70] B. Aubert *et al.* [BaBar Collaboration], Phys. Rev. D **81**, 092003 (2010).
- [71] K. A. Olive *et al.*, Particle Data Group Collaboration, Chin. Phys. C **38**, 090001 (2014); (with 2015 update).
- [72] S. L. Olsen, Phys. Rev. D **91**, 057501 (2015).
- [73] P. G. Ortega, J. Segovia, D. R. Entem and F. Fernandez, Phys. Lett. B **778**, 1 (2018).
- [74] R. F. Lebed, A. D. Polosa, Phys. Rev. D **93**, 094024 (2016).
- [75] F. K. Guo, U. G. Meißner, Phys. Rev. D **86**, 091501 (2012).
- [76] K. Chilikin *et al.* [Belle Collaboration], Phys. Rev. D **95**, 112003 (2017).
- [77] V. V. Kiselev, A. K. Likhoded, O. N. Pakhomova, V. A. Saleev, Phys. Rev. D **66**, 034030 (2002).
- [78] A. V. Berezhnoy, A. K. Likhoded, A. V. Luchinsky, A. A. Novoselov, Phys. Rev. D **84**, 094023 (2011).
- [79] E. Shuryak, arXiv:1801.00301; T. DeGrand, Z. Liu and S. Schaefer, Phys. Rev. D **77**, 034505 (2008) ; R. Rapp, T. Schaeffer, E. V. Shuryak and M. Velkovsky, Phys. Rev. Lett. **81**, 53 (1998).

- [80] S. Patel, M. Shah and P. C. Vinodkumar, Eur. Phys. J. A **50**, 131 (2014).
- [81] E. Eichten, K. Gottfried, T. Kinoshita, K. D. Lane and T. M. Yan, Phys. Rev. D **21**, 203 (1980).