

Microwave photonics with superconducting quantum circuits

Xiu Gu^{a,b,1}, Anton Frisk Kockum^{b,1}, Adam Miranowicz^{b,c}, Yu-xi Liu^{a,b,d,*}, Franco Nori^{b,e,**}

^a*Institute of Microelectronics, Tsinghua University, Beijing 100084, China*

^b*Center for Emergent Matter Science, RIKEN, Saitama 351-0198, Japan*

^c*Faculty of Physics, Adam Mickiewicz University, 61-614 Poznań, Poland*

^d*Tsinghua National Laboratory for Information Science and Technology (TNList), Beijing 100084, China*

^e*Physics Department, The University of Michigan, Ann Arbor, Michigan 48109-1040, USA*

Abstract

In the past 20 years, impressive progress has been made both experimentally and theoretically in superconducting quantum circuits, which provide a platform for manipulating microwave photons. This emerging field of superconducting quantum microwave circuits has been driven by many new interesting phenomena in microwave photonics and quantum information processing. For instance, the interaction between superconducting quantum circuits and single microwave photons can reach the regimes of strong, ultra-strong, and even deep-strong coupling. Many higher-order effects, unusual and less familiar in traditional cavity quantum electrodynamics with natural atoms, have been experimentally observed, e.g., giant Kerr effects, multi-photon processes, and single-atom induced bistability of microwave photons. These developments may lead to improved understanding of the counterintuitive properties of quantum mechanics, and speed up applications ranging from microwave photonics to superconducting quantum information processing. In this article, we review experimental and theoretical progress in microwave photonics with superconducting quantum circuits. We hope that this global review can provide a useful roadmap for this rapidly developing field.

Keywords: Quantum optics; Atomic physics; Circuit QED; Cavity QED; Superconducting circuits; Quantum bits; Quantum information processing; Photon detection; Waveguide QED; Microwave photonics

*Corresponding author

**Corresponding author

Email addresses: yuxiliu@mail.tsinghua.edu.cn (Yu-xi Liu), fnori@riken.jp (Franco Nori)

¹These authors contributed equally to this work.

Contents

| | | |
|----------|---|-----------|
| 1 | Introduction | 4 |
| 2 | Basic concepts: qubits and resonators | 6 |
| 2.1 | Superconducting quantum circuits and Josephson junctions | 7 |
| 2.2 | Three basic SQC types | 8 |
| 2.2.1 | Superconducting charge-qubit circuits | 9 |
| 2.2.2 | Superconducting flux-qubit circuits | 10 |
| 2.2.3 | Superconducting phase-qubit circuits | 11 |
| 2.3 | Various extensions of SQCs | 11 |
| 2.4 | Selection rules for microwave-induced transitions | 13 |
| 2.5 | Three-level superconducting artificial atoms | 14 |
| 2.6 | Readout of qubit states | 16 |
| 2.7 | Resonators | 18 |
| 3 | Other microwave components | 20 |
| 3.1 | Beam-splitters | 21 |
| 3.2 | Circulators | 22 |
| 3.3 | Switches and routers | 24 |
| 3.4 | Mixers | 25 |
| 4 | Circuit QED | 26 |
| 4.1 | Light-matter coupling in circuit QED | 27 |
| 4.2 | Strong-coupling regime | 28 |
| 4.2.1 | Jaynes–Cummings model | 29 |
| 4.2.2 | Dressed states | 29 |
| 4.2.3 | Resonant coupling | 31 |
| 4.2.4 | Dispersive coupling | 31 |
| 4.3 | Ultrastrong and deep-strong coupling regimes | 32 |
| 4.3.1 | Experimental implementations | 34 |
| 4.3.2 | Theory for USC and DSC | 35 |
| 5 | Waveguide QED | 37 |
| 5.1 | Experiments | 38 |
| 5.1.1 | Superconducting artificial atoms | 39 |
| 5.1.2 | Other systems | 42 |
| 5.2 | Theory | 43 |
| 5.2.1 | Open waveguide | 44 |
| 5.2.2 | Semi-infinite waveguides | 49 |
| 5.2.3 | Chiral waveguides | 51 |
| 5.2.4 | Ultrastrong coupling | 51 |
| 6 | Quantum optics and atomic physics on a superconducting chip | 52 |
| 6.1 | Mollow triplet, Autler–Townes splitting, and electromagnetically induced transparency | 52 |
| 6.1.1 | ATS versus EIT: the details | 55 |

| | | |
|-----------|--|------------|
| 6.1.2 | ATS and EIT in superconducting quantum circuits | 57 |
| 6.2 | Sideband transitions | 58 |
| 6.3 | Strongly driven multiphoton processes | 59 |
| 6.4 | Lasing | 60 |
| 6.4.1 | Lasing with population inversion | 60 |
| 6.4.2 | Lasing without population inversion | 62 |
| 6.5 | Squeezed states | 64 |
| 6.6 | Photon blockade | 65 |
| 6.7 | Quantum jumps | 66 |
| 7 | Nonlinear processes | 66 |
| 7.1 | Second-order nonlinearity and three-wave mixing | 67 |
| 7.2 | Third-order nonlinearity and Kerr interaction | 69 |
| 8 | Photon generation | 71 |
| 8.1 | Approaches to photon generation in quantum optics | 71 |
| 8.2 | Photon generation with superconducting circuits | 72 |
| 8.2.1 | No cavity | 72 |
| 8.2.2 | One cavity | 73 |
| 8.2.3 | Two or more cavities | 77 |
| 9 | Photon detection | 79 |
| 9.1 | Quantum nondemolition measurements and detection of cavity photons . | 80 |
| 9.2 | Detecting itinerant photons | 81 |
| 9.3 | Homodyne and heterodyne detection | 86 |
| 9.4 | Correlation measurements | 89 |
| 10 | Applications of large-scale superconducting quantum circuits | 91 |
| 10.1 | Quantum simulation | 91 |
| 10.2 | Quantum-information processing | 93 |
| 10.2.1 | Five criteria for scalable quantum computing with SQCs | 93 |
| 10.2.2 | Adiabatic quantum computing and quantum annealing | 96 |
| 10.2.3 | Quantum error correction | 97 |
| 10.3 | Metamaterials | 99 |
| 11 | Summary and perspectives | 100 |
| A | Circuit Quantization | 102 |
| A.1 | Quantization procedure | 102 |
| A.2 | Hamiltonian for a Cooper-pair box | 104 |
| A.3 | Quantizing a 1D infinite transmission line | 105 |
| B | Unitary transformations and the Jaynes–Cummings model | 108 |
| B.1 | From Rabi to Jaynes–Cummings with the rotating-wave approximation | 108 |
| B.2 | The driven Jaynes–Cummings model | 109 |
| B.3 | The dispersive regime of the Jaynes–Cummings model | 109 |
| C | List of acronyms | 111 |

1. Introduction

The interaction between matter and electromagnetic fields is one of the most fundamental processes occurring in nature. This interaction is explored in *cavity quantum electrodynamics* (cavity QED) [1], the field of QED that studies the interactions between atoms and quantized electromagnetic fields inside a high- Q cavity. This research field is very important for both atomic physics and quantum optics. In the past, research in cavity QED was focused on phenomena in the optical domain [2].

Starting from experiments on macroscopic quantum coherence in devices where Cooper pairs tunnel between small superconducting islands [3], the last two decades have seen a greatly increased interest in using *superconducting quantum circuits* (SQC), based on Josephson junctions, for implementing quantum bits – the basic units of quantum information processing. It has also been demonstrated that SQCs possess discrete energy levels and behave like atoms. For this reason, SQCs are often referred to as *superconducting artificial atoms*. The typical voltage applied to a Josephson junction is a few microvolts, so SQCs usually operate at frequencies in the microwave domain. The study of properties of SQCs and the interaction between SQCs and a classical microwave field is related to atomic physics. However, the study of the interaction between SQCs and a quantized microwave electromagnetic field, which is usually referred to as *circuit QED*, requires more knowledge of quantum optics.

Phenomena which occur in atomic physics and quantum optics, using natural atoms and optical photons, are expected to also manifest in setups using superconducting artificial atoms and microwave photons. For example, experiments where superconducting qubits are strongly coupled to a superconducting transmission-line resonator open many new possibilities for studying the strong interaction between microwave photons and various quantum devices, in analogy with the interaction between optical photons and atoms in quantum optics [4–6]. That is, the studies in cavity QED can be extended to quantized electrical circuits, constructed by Josephson junctions and various electronic components. This circuit QED has developed into a rapidly growing field of studying quantum optics in the microwave domain with SQCs. For a basic comparison between SQCs and natural atoms, see Fig. 1 and Table 1.

Many well-known physical effects in quantum optics and atomic physics have been demonstrated with SQCs, including dressed states, Autler–Townes splitting, electromagnetically induced transparency, the Mollow triplet, and other phenomena. Also, much theoretical and experimental activity is presently concerned with further exploring atomic physics and quantum optics in the microwave domain with SQCs. To distinguish such studies from traditional quantum optics and atomic physics, we refer to this research field as *microwave photonics with SQCs*.

In contrast to natural atoms, the superconducting artificial atoms can be designed, fabricated, and controlled for various research purposes. Furthermore, the interaction between artificial atoms and electromagnetic fields can be artificially engineered. Hence, SQCs can possess some features, which are very different from those of natural atoms. That is, circuit QED can be used to demonstrate phenomena that cannot be realized or observed in atomic physics and quantum optics. For instance, single- and two-photon processes can coexist in SQCs, and the coupling between SQCs and microwave fields can become ultrastrong.

In the past twenty years, significant progress has been made in this emerging research

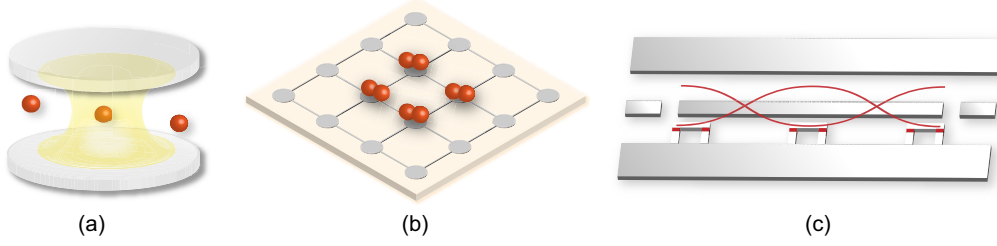


Figure 1: Schematic illustrations of natural and artificial atoms interacting with quantized bosonic modes. (a) Cavity QED. Flying neutral atoms interact with photons confined in a high- Q cavity. (b) Two-dimensional array of ion traps. An ensemble of ions are trapped by electric and magnetic fields at each site. Lasers manipulate the collective vibration modes of the ions. These vibrational modes couple to the ions' internal degrees of freedom. (c) Circuit QED. Superconducting qubits with Josephson junctions (red blocks) fabricated on chip interact with the electric fields in a transmission-line resonator. Courtesy of Ze-Liang Xiang.

| | Natural atoms | | Artificial atoms |
|--------------------------------|---|---|---|
| | Neutral atoms | Trapped ions | Superconducting qubits |
| Qubits | Atoms | Ions | Josephson-junction devices |
| Dimensions | $\sim 10^{-10}$ m | $\sim 10^{-10}$ m | $\sim 10^{-6}$ m |
| Energy gap | $\sim 10^{14}$ Hz (optical), GHz (hyperfine) | $\sim 10^{14}$ Hz (optical), GHz (hyperfine) | ~ 1 –10 GHz |
| Quantized bosonic modes | Photons | Collective vibration modes of ions (phonons) | LC circuits (photons), surface acoustic waves (phonons) |
| Frequency range | Microwave, optical | Microwave, optical | Microwave |
| Controls | Lasers | Lasers, electric/magnetic fields | Microwave pulses, voltages, currents |
| Components | Mirrors | Electrodes | Capacitors |
| | Optical and microwave cavities | Optical cavities, vibration modes | LC and transmission-line resonators, 3D cavities |
| | Optical fibers | Optical fibers | Transmission lines |
| | Beam-splitters | Beam-splitters | Hybrid couplers, Josephson mixers |
| Temperature | nK– μ K | μ K–mK | ~ 10 mK |
| Advantages | Homogeneous (parameters set by nature) | Long coherence times | Strong and controllable coupling, tunable in situ, fabricated on chip |

Table 1: Comparison between natural atoms and artificial atoms based on superconducting circuits and their interaction with quantized bosonic modes.

field of circuit QED. Although there are several brief reviews on SQCs and circuit QED, a comprehensive and pedagogical introduction to the field is still needed. Thus, we believe that it is a good moment to summarize the results of the field and consider future perspectives.

In this review, we mainly focus on the recent progress of atomic physics and quantum optics with SQCs. Quantum computing using SQCs is only partially covered in the last Section on applications. We first review several different SQCs, which are considered as superconducting artificial atoms in different configurations, and describe various models of microwaves interacting with SQCs. Then we summarize the progress achieved so far in quantum optics and atomic physics in the microwave domain with SQCs. We also describe some research subjects and devices (e.g., circulators and mixers) which are not common in quantum optics and atomic physics. Throughout the review, we discuss the advantages and drawbacks of SQCs compared to natural atoms.

The sections of the review are organized as follows. In Sec. 2, we introduce basic components, concepts, and models of various superconducting artificial atoms, superconducting qubits, and resonators. In Sec. 3, we introduce other microwave components such as beam-splitters, circulators, switches, and mixers. In Sec. 4, we discuss the interaction between a quantized microwave field and SQCs. Starting from a general theoretical description, we show how the strength of the interaction defines various parameter regimes of interest, including the regime of ultrastrong coupling. In Sec. 5, we provide an overview of the progress in waveguide QED, where SQCs interact with a continuum of modes in an open transmission line rather than a single mode in a resonator. In Sec. 6, we summarize a series of typical phenomena in microwave quantum optics and atomic physics that have been demonstrated with SQCs. These phenomena include electromagnetically induced transparency, Autler–Townes splitting, lasing with and without population inversion, sideband transitions, squeezed states, photon blockade, and quantum jumps. In particular, we pay extra attention to phenomena which cannot be demonstrated using traditional quantum optics and atom physics. In Sec. 7, some new nonlinear phenomena in superconducting artificial atoms are summarized. In Sec. 8 and Sec. 9, we describe theoretical and experimental progress for generating and detecting microwave photons using SQCs. Compared to optical photons, microwave photons are easier to generate and manipulate, but harder to detect. In Sec. 10, we briefly review superconducting quantum information processing and quantum metamaterials using superconducting qubits. Finally, we provide a very brief summary and some perspectives on the field in Sec. 11. As a complement to the first few sections of the review, we present more details about circuit quantization in Appendix A and about unitary transformations and the Jaynes–Cummings model in Appendix B. A list of acronyms can be found in Appendix C.

2. Basic concepts: qubits and resonators

In microwave photonics with superconducting quantum circuits (SQCs), the basic building blocks of cavity QED, *natural atoms* and *optical cavities*, are replaced with *superconducting artificial atoms* and *resonators*, respectively. In this section, we provide an overview of these fundamental parts of a circuit-QED setup and demonstrate the wide choice of designs possible for artificial atoms. We begin in Sec. 2.1 by introducing the Josephson junction and explaining why it is essential to SQCs. We then describe three basic types of SQCs functioning as artificial atoms (Sec. 2.2) and show how these three

designs have been extended to improve various properties (Sec. 2.3). After discussing selection rules for (Sec. 2.4), multi-level versions of (Sec. 2.5), and readout of (Sec. 2.6) the artificial atoms, we end in Sec. 2.7 by reviewing different types of resonators that the SQCs can be coupled to. The interaction between resonators and SQCs is treated in Sec. 4. While the current sections give Hamiltonians for many SQCs, the procedure for deriving such Hamiltonians from electric circuits is reviewed in Appendix A.

2.1. Superconducting quantum circuits and Josephson junctions

The prototypes of SQCs date back to the study of *Josephson junctions* in the 1980s (e.g., Ref. [7]). This research was related to the question whether macroscopic systems can behave quantum mechanically. Recently, the study of SQCs has been attracting extensive attention, and one can say that SQCs have opened a new research area with many potential applications in quantum-information processing. In addition to Josephson junctions, SQCs are constructed with inductors, capacitors, and other electronic elements. The Josephson junctions are equivalent to *nonlinear inductors*.

SQCs are macroscopic in scale, and operate at milli-Kelvin temperatures to maintain their superconducting states. Similar to natural atoms, SQCs have discrete energy levels. Therefore, SQCs are also referred to as *superconducting artificial atoms*. However, in contrast to natural atoms, SQCs can be artificially designed and fabricated for different research purposes and their energy levels can be adjusted by external parameters, e.g., currents and voltages, or magnetic and electric fields. Also, the coupling strength between SQCs and their electromagnetic environments can be tuned. A detailed description of these unique properties has been presented in a number of excellent reviews on superconducting artificial atoms [8–27]. Here, for the completeness of this article, we present a brief summary of these reviews.

A basic requirement for the SQCs to function as artificial atoms is the *anharmonicity* of their energy-level spacing. Josephson junctions play an important role in SQCs because of the strong nonlinearity they provide, which is the key to making superconducting artificial atoms anharmonic. Another important property of the Josephson junctions is that they, like the other circuit elements in an SQC, have negligibly small energy dissipation.

A Josephson junction is made of two superconducting electrodes, separated by a thin insulating film (with typical thickness of 1–3 nm) in a sandwich structure, giving rise to an intrinsic capacitance C_J . Two bound electrons with opposite spins, known as a Cooper pair, in the superconducting electrodes, can tunnel coherently through the insulating barrier one by one. These tunneling Cooper pairs form the so-called supercurrent, governed by the dc Josephson effect [28]: $I = I_c \sin \phi$, where ϕ is the gauge-invariant phase difference between the two superconducting electrodes and the critical current I_c is determined by material properties. The phase difference ϕ is connected to the voltage V across the junction through the relation $\partial\phi/\partial t = 2eV/\hbar$, where e is the elementary charge.

From these two equations, it can be shown that the Josephson junction has an energy $-E_J \cos \phi$, where $E_J = \hbar I_c / (2e)$ is called the Josephson energy. Furthermore, the current-voltage relations reveal that the Josephson junction functions like a nonlinear inductance with $|L| = \hbar / (2e I_c \cos \phi)$. It is this nonlinearity of the Josephson junction that brings about the anharmonicity of SQCs. In a given SQC, we can thus select the two lowest-

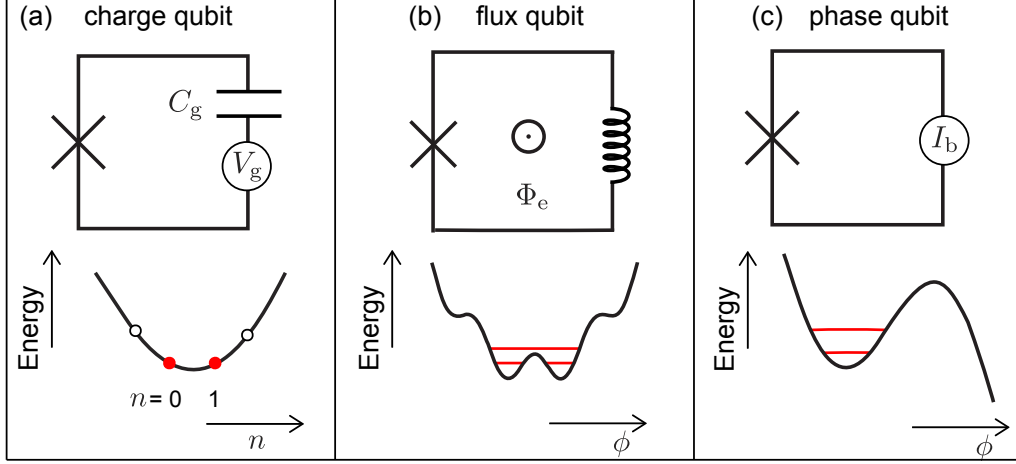


Figure 2: Schematic diagrams of the three basic superconducting quantum circuits and their potential energies. (a) Charge qubit, (b) flux qubit, and (c) phase qubit.

energy levels from the non-equally spaced energy spectrum. These two levels form a *quantum bit* (qubit) for quantum-information processing.

When an ac voltage V is applied to the two electrodes of the Josephson junction, the supercurrent I is periodically modulated as $I = I_c \sin(\omega t + \phi)$ with the Josephson frequency $\nu = \omega/(2\pi) = 2eV/h$. This is called the ac Josephson effect. The energy $\hbar\nu$ equals the energy change of a Cooper pair transferred across the junction. The voltage applied to a Josephson junction is typically on the order of a few microvolts. Thus, SQCs are usually operating at frequencies in the microwave regime.

2.2. Three basic SQC types

There are three basic types of SQCs [9, 11] with Josephson junctions, classified by the ratio E_J/E_C , where $E_C = e^2/(2C)$ is the electrostatic Coulomb energy (single-electron charging energy). The relevant capacitance C is either the capacitance C_J of the Josephson junction or the capacitance of a superconducting island connected to the Josephson junction, depending on the circuit. Quantization of the SQCs, which reveals their discrete energy levels, can be realized by defining a pair of canonically conjugate variables: ϕ , the gauge-invariant phase difference, and n , the number of Cooper pairs on the superconducting island. This pair of conjugate variables satisfies the commutation relation $[\phi, n] = i$ (or, rather, $[e^{i\phi}, n] = e^{i\phi}$ [29]) and obeys the Heisenberg uncertainty relation $\Delta\phi \Delta n \geq 1$. When $E_J > E_C$, the Josephson behavior of the junction dominates and the charge number n has large quantum fluctuations. Conversely, when $E_C > E_J$ the charging behavior of the capacitance dominates; the charge number n is well defined and ϕ has large quantum fluctuations.

Just like natural atoms, SQCs are *multi-level systems*. When we limit our study to only the two lowest-energy levels, a two-state system, i.e., a qubit, can be defined. Using the ideas described here, SQCs based on Josephson junctions can basically be divided into three kinds of circuits, called *charge*, *flux*, and *phase qubits*, which are shown in Fig. 2 and discussed in more detail below.

2.2.1. Superconducting charge-qubit circuits

A *charge-qubit circuit*, also called a single Cooper-pair box, can be defined when $E_C/E_J \sim 10$. As schematically shown in Fig. 2(a), the circuit consists of a superconducting island (with n excess Cooper pairs) connected to ground via one or two small Josephson junctions (with Josephson energy E_J and capacitance C_J) [3, 30, 31]. In the latter case, the two Josephson junctions form a superconducting quantum interference device (SQUID). A gate voltage V_g , applied to the island through a gate capacitance C_g , is used to control the energy-level spacing of the qubit circuit. For a single-junction circuit, the single-electron charging energy is $E_C = e^2/[2(C_J + C_g)]$.

If the superconducting energy gap ΔE of the island is much larger than the thermal energy $k_B T$, where k_B is Boltzmann's constant and T is the temperature of the qubit environment, then only Cooper pairs can tunnel coherently through the Josephson junction. In this case, the system Hamiltonian can be written as

$$H = 4E_C(n - n_g)^2 - E_J \cos \phi, \quad (1)$$

where $n_g = C_g V_g / (2e)$ is the gate-charge number. We recall that n is the number of excess Cooper pairs on the island, and ϕ is the gauge-invariant phase difference across the Josephson junction. To quantize the circuit, we use n and ϕ as a pair of quantum-mechanical conjugate operators. Given that the conditions

$$\Delta E \gg E_C \gg E_J \gg k_B T \quad (2)$$

are satisfied, the charge energy E_C dominates Eq. (1) for most values of n_g and, then, a charge-qubit circuit can be defined. In the charge basis $|n\rangle$, the Hamiltonian in Eq. (1) can be rewritten as

$$H = \sum_n \left[4E_C(n - n_g)^2 |n\rangle\langle n| - \frac{1}{2}E_J(|n+1\rangle\langle n| + |n\rangle\langle n+1|) \right], \quad (3)$$

which shows that the charge-qubit circuit is a multilevel system. The energy-level spacing *can be changed* by varying n_g through the external gate voltage V_g , i.e., the gate voltage acts as a control parameter in such an artificial atom.

We note that the value $n_g = n + (1/2)$ plays a very special role in the circuit:

- (i) The eigenstates of the system are symmetric around this point and have well-defined parities there.
- (ii) The charging energies $4E_C(n - n_g)^2$ are degenerate at this point for any two adjacent charge states $|n\rangle$ and $|n+1\rangle$. This degeneracy can be broken by the Josephson energy.
- (iii) The two lowest-energy levels of the circuit are well separated from the upper levels at this point, so the circuit *can be reduced* to a two-state system by only considering the two lowest-energy levels. Thus, a charge qubit is formed, described by the Hamiltonian

$$H_q = -2E_C(1 - 2n_g)\sigma_z - E_J\sigma_x/2, \quad (4)$$

where $\sigma_z = |1\rangle\langle 1| - |0\rangle\langle 0|$ and $\sigma_x = |1\rangle\langle 0| + |0\rangle\langle 1|$ are the Pauli operators in the charge basis. We note that the state $|1\rangle$ ($|0\rangle$) corresponds to the spin state $|\uparrow\rangle$ ($|\downarrow\rangle$).

- (iv) Up to first order in perturbation theory, the qubit transition frequency is *insensitive to offset-charge noise*, and thus the coherence time of the charge qubit is optimized.

Considering properties (ii) and (iv), $n_g = n + (1/2)$ is usually called the degenerate or optimal point. For SQUID-based two-junction circuits, E_J and C_J in the Hamiltonian of a single-junction circuit are replaced by $E_J \cos(\pi\Phi_e/\Phi_0)$ and $2C_J$, respectively, where Φ_e is the external magnetic flux through the SQUID loop and Φ_0 is the flux quantum. Thus, the gate voltage V_g and the external magnetic flux Φ_e together enable *full control* for these SQUID-based charge-qubit circuits.

2.2.2. Superconducting flux-qubit circuits

A *flux-qubit circuit*, also called a persistent-current-qubit circuit, can be defined when $E_J/E_C \sim 50$ [32–35]. This qubit is analogous to a particle with an anisotropic mass moving in a two-dimensional periodic potential [36]. As schematically shown in Fig. 2(b), a flux-qubit circuit consists of a superconducting loop interrupted by one, three, or more than three Josephson junctions. For a flux-qubit circuit with a single-junction loop [34, 37], a large self-inductance is needed to obtain enough quantum states in the local minimum of the circuit's potential energy. Such a large self-inductance requires a large-size loop, making the qubit sensitive to flux noise. However, flux-qubit circuits based on three junctions [32, 33, 38] enable a reduction of the loop size while retaining a large inductance; thus, these circuits have been extensively adopted for qubit devices. In such circuits, the size of one junction is α times smaller than those of the other two (identical) junctions. If $\alpha \leq 0.5$, the flux-qubit circuit only has a single potential well. To create a double-well potential, $\alpha > 0.5$ is used, and typically $0.6 < \alpha < 0.7$ to avoid effects of charge noise. A magnetic flux Φ_e through the superconducting loop is used to adjust the potential energy of the circuit and, thus, to *vary* its energy-level spacing.

The Hamiltonian of the three-junction circuit can be written as [36, 39]

$$H = \frac{P_p^2}{2M_p} + \frac{P_m^2}{2M_m} + U(\varphi_p, \varphi_m), \quad (5)$$

where $M_p = 2C_J(\Phi_0/2\pi)^2$ and $M_m = M_p(1 + 2\alpha)$ can be considered effective masses, while $P_p = -i\hbar\partial/\partial\varphi_p$ and $P_m = -i\hbar\partial/\partial\varphi_m$ can be considered effective momenta. Moreover, $\varphi_p = (\varphi_1 + \varphi_2)/2$ and $\varphi_m = (\varphi_1 - \varphi_2)/2$ are defined by the phase drops φ_1 and φ_2 across the two larger junctions. The effective potential $U(\varphi_p, \varphi_m)$ is given by

$$U(\varphi_p, \varphi_m) = 2E_J(1 - \cos\varphi_p \cos\varphi_m) + \alpha E_J[1 - \cos(2\pi f + 2\varphi_m)], \quad (6)$$

where $f = \Phi_e/\Phi_0$ is the reduced magnetic flux. It is clear that the shape of the double-well potential energy $U(\varphi_p, \varphi_m)$ can be changed from asymmetric to symmetric if f is changed from $f \neq 0.5$ to $f = 0.5$ by adjusting the external magnetic flux Φ_e . Thus, Φ_e is a *control parameter* for various properties of these flux-qubit circuits.

In these SQCs, the two lowest energy levels are well isolated from the upper levels when f is near the point $f = 0.5$. Thus, a two-level system (a qubit) can be realized by only considering these two lowest energy levels. By projecting the full Hamiltonian onto these two levels, we obtain the approximate Hamiltonian of the flux qubit,

$$H_q = \frac{\varepsilon\sigma_z + \delta\sigma_x}{2}, \quad (7)$$

with $\varepsilon = I_p(2\Phi_e - \Phi_0)$, and Pauli operators $\sigma_z = |\circ\rangle\langle\circ| - |\circ\rangle\langle\circ|$ and $\sigma_x = |\circ\rangle\langle\circ| + |\circ\rangle\langle\circ|$ given in the circulating-current basis. Here, $|\circ\rangle$ and $|\circ\rangle$ are, respectively, the anti-clockwise and clockwise supercurrents I_p circulating in the loop of the qubit circuit. The parameter δ is the *tunneling-coupling strength* between the two current states, which correspond to different potential wells. We mention that the flux qubits are, up to first order in perturbation theory, insensitive to electromagnetic noise when $f = 0.5$. Thus, the point corresponding to $f = 0.5$ is called the *optimal working point* for a flux qubit. Furthermore, the inversion symmetry of the potential energy $U(\varphi_p, \varphi_m)$ for the variables φ_p and φ_m is well defined at this point. This symmetry implies that the parities of all the eigenstates of the system also are well defined. In this sense, superconducting flux-qubit circuits are the same as natural atoms.

2.2.3. Superconducting phase-qubit circuits

The study of superconducting *phase-qubit circuits* can be dated back to the 1980s and the exploration of quantum-mechanical properties of macroscopic degrees of freedom [7, 40]. As schematically shown in Fig. 2(c), these circuits consist of a large Josephson junction with $E_J/E_C \sim 10^6$ [18, 41–43]. The “tilted washboard” shape of the junction’s potential energy is controlled through an applied dc bias current I_b . The magnetic flux threading the phase-qubit loop can also act as a control parameter for the washboard potential.

The Hamiltonian of the phase-qubit circuit is given by

$$H = \left(\frac{2e}{\hbar}\right)^2 \frac{p^2}{2C_J} - \frac{\Phi_0}{2\pi} I_b \varphi - E_J \cos \varphi, \quad (8)$$

with the charge $Q = 2e$ in the junction capacitance defining a “momentum” p . By similarly treating φ as a “position”, letting p and φ form a pair of canonically conjugate quantum operators with the commutation relation $[\varphi, p] = i$, the phase-qubit circuit can be quantized. In such a circuit, the bias current I_b is usually very close to the critical current $I_c = 2eE_J/\hbar$ of the Josephson junction. Because of this, the energy levels have small anharmonicity. By projecting a given multi-level phase-qubit circuit onto its two-lowest-energy levels, a phase qubit and its Hamiltonian is obtained, just as for charge and flux qubits. However, there is *no symmetry* for the potential energy of phase-qubit circuits and, thus, there are no well defined parities for the eigenstates. We mention that there is no optimal point to minimize the effect of electromagnetic noise on phase-qubit circuits, but the phase qubit is *insensitive to offset-charge noise* since the ratio E_J/E_C is so large.

2.3. Various extensions of SQCs

To realize long coherence times, easy connectivity, as well as fast and full control of SQCs, the three basic SQCs discussed above have been further improved and modified in various kinds of superconducting-circuit designs. In this section, we briefly summarize the new generations of SQCs. Several representative examples of these new qubit circuits are summarized in Fig. 3, where the main improvement for each circuit is emphasized.

In early charge and flux qubits, coherence times were limited to a few nanoseconds. The first significant improvement of coherence times was achieved in a so-called *quantronium* [44, 45] circuit, in which the Josephson-junction energy is approximately equal to

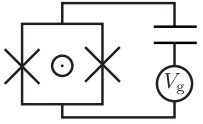
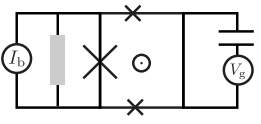
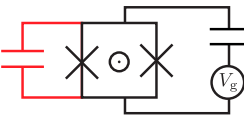
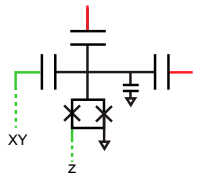
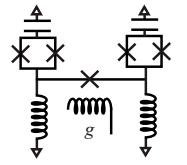
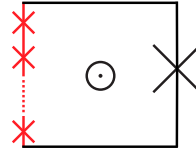
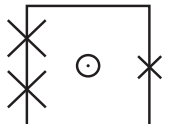
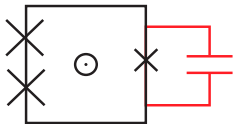
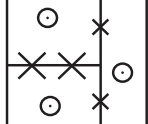
| | | | |
|----------|---|---|---|
| Circuit |  |  |  |
| Features | Tunable Josephson energy | Charge-flux qubit | Charge noise reduction |
| Circuit |  |  |  |
| Features | Connectivity | Tunable coupling | Charge noise reduction |
| Circuit |  |  |  |
| Features | Reduction of loop size | Charge noise reduction | Tunability |

Figure 3: Various extensions of the three basic superconducting qubits. The split Cooper-pair box and the 3-junction flux qubit shown in the left column were already discussed in the previous section. For the other circuits, explanations are given in the text. Parts marked in red are additions on earlier SQC designs. For the quantronium, when the qubit is in the excited state, the zero-voltage superconducting state is switched to a finite-voltage classical state, resulting in a resistance indicated by the grey box. For the xmon, the red lines show the new connections made possible by the cross-shaped capacitance. The green XY line excites the qubit, and the green Z line tunes the frequency of the qubit.

the charge energy, $E_J/E_C \sim 1$, such that the qubit operates in an intermediate regime of charge and flux. This circuit, which was initially called a charge-flux-qubit circuit, achieved coherence times on the order of 500 ns.

Reducing the loop size in a flux-qubit circuit will decrease its sensitivity to flux noise, but increases the sensitivity to charge noise instead. To circumvent this limitation, a shunt capacitor can be introduced [46] to the smaller junction in the three-junction flux qubit, leading to greatly improved coherence times (up to three orders of magnitude better!) in experiments [47, 48]. There is also a capacitor-shunted phase-qubit design [49]. To eliminate current noise, arising due to the asymmetric design of the three-junction flux-qubit circuits, *four-junction flux-qubit circuits* have been introduced [50–54] and theoretically analyzed [55].

Replacing the small Josephson junction in the three-junction flux-qubit circuit by a SQUID and adopting a gradiometric design, full control of the qubit can be realized. In this case, the minimum energy splitting δ of the flux qubit can be controlled by the magnetic flux through the SQUID loop. This is called a *tunable-gap flux-qubit circuit* [56–58].

To improve the coherence times of charge-qubit circuits, the *transmon*-qubit circuit [59] was proposed. In the transmon design, a large capacitor is added to shunt the Josephson junctions such that the ratio E_J/E_C is on the order of several tens up to several hundreds. This improvement overcomes the charge noise by making the energy levels flat as a function of n_g , but comes at the expense of lower anharmonicity, which limits the speed of qubit operations.

Fluxonium-qubit circuits [60], with a junction shunted by an array of large-capacitance tunnel junctions, are also insensitive to the fluctuations of offset charges, but maintain a large anharmonicity due to their large inductance. Experiments with fluxonium circuits show that the relaxation due to quasiparticle dissipation can be coherently suppressed by designing a π -phase difference across the Josephson junction, leading to coherence times exceeding 1 ms [61].

The planar transmon circuits have been adapted to form *xmon*-qubit circuits [62] with cross-shaped capacitors, which combine easy connectivity, fast control, and long coherence. By coupling two xmon-qubit circuits through a Josephson junction functioning as a tunable inductance, a *gmon*-qubit circuit [63, 64] is realized. This design incorporates the advantages of fast tunable coupling between the two qubits, long coherence, and minimal cross-talk. Recently, another SQC design, the *gatemon*-qubit circuit, was demonstrated [65, 66]. In this circuit, instead of the conventional sandwich structure of a Josephson junction, the two superconductors are now bridged by a semiconductor nanowire. By applying a gate voltage to this nanowire, the qubit resonance frequency can be adjusted. There are also other kinds of superconducting qubits beyond what we have mentioned here, e.g., phase-slip qubits, Andreev-level qubits, and d-wave qubits [14], as well as more proposals, e.g., toroidal qubits [67]. In all extended quantum circuits, a qubit is defined by projecting a multi-level system onto its two lowest energy levels.

2.4. Selection rules for microwave-induced transitions

Superconducting artificial atoms, similar to natural atoms, can interact with microwave electric and magnetic fields, applied to either capacitors or inductors. These electromagnetic fields can induce transitions between different quantum states. In natural atoms, the transitions induced by electric-dipole interactions have *selection rules* due

to the well-defined parities of the dipole moment and the eigenstates of the system, with the symmetries of $SO(3)$ or $SO(4)$. A parity operator Π , with eigenvalues ± 1 , can be defined as space inversion [68]. An eigenstate of a given system is said to be even (odd) if it corresponds to the eigenvalue $+1(-1)$ of Π . An operator A that commutes with Π (i.e., $\Pi A \Pi = A$) is called an even operator. Similarly, an odd operator anti-commutes with Π . The selection rules arise from the fact that the matrix elements of an even operator are zero for eigenstates of different parities, while the matrix elements of an odd operator are zero for eigenstates of equal parities [68]. Since the dipole moment operator has odd parity, it can only link transitions between initial and final states of different parities.

However, in superconducting artificial atoms, the transitions induced by a microwave field *can be engineered* by changing the parities of the system eigenstates and dipole moments through external parameters, which control the symmetry of the system's potential energy. For example, the dipole-like interaction between a three-junction flux-qubit circuit and a time-dependent magnetic flux $\Phi_a(t)$ can be described by the Hamiltonian [39]

$$H_d = -\frac{2\pi\alpha E_J}{\Phi_0} \sin(2\pi f + 2\varphi_m) \Phi_a(t). \quad (9)$$

The term $\sin(2\pi f + \varphi_m)$ plays the role of the dipole moment in an electric-dipole interaction. If $f = 0.5$, this term is an odd function of φ_m . Moreover, for this value of f , the potential energy $U(\varphi_p, \varphi_m)$ in Eq. (5) is an even function of φ_p and φ_m . Therefore, at this particular point, a transition, induced by the magnetic flux $\Phi_a(t)$, between an initial state $|i\rangle$ and a final state $|f\rangle$, can only occur when these states have different parities. That is, the matrix element $\langle f|H_d|i\rangle \neq 0$ for $f = 0.5$ only if $|i\rangle$ and $|f\rangle$ have different parities. Otherwise $\langle f|H_d|i\rangle = 0$. This selection rule for such a microwave-field-induced transition is the same as that for an electric-dipole transition. However, when $f \neq 0.5$ there is no such selection rule, and transitions between any two states are possible.

In superconducting artificial atoms, there are two types of microwave-induced transitions. One is the same as that seen in electric-dipole interactions, for which the initial and final states must have different parities, as, e.g., in flux-qubit circuits with $f = 0.5$ and charge-qubit circuits with $n_g = 0.5$. In these cases, we say that there is a *selection rule for microwave-induced transitions*. The other type of transitions occur, e.g., in phase qubits, and in flux- and charge-qubit circuits at the points $f \neq 0.5$ or $n_g \neq 0.5$, respectively. Here, microwave-induced transitions between *any* two states are possible. In these cases, the qubit circuit Hamiltonians all lack a well-defined symmetry and we say that there are no selection rules for these transitions.

Note that the transitions of the flux- and charge-qubit circuits can be changed, from having selection rules to lacking them, by continuously varying an external parameter. This provides a convenient way to control the interaction between SQCs and microwave fields. The selection rules and potential-energy symmetries of the three basic SQCs are summarized in Table 2.

2.5. Three-level superconducting artificial atoms

Having focused mostly on superconducting two-level systems (qubits) so far, we now briefly turn to multi-level systems (*qudits*). The simplest multi-level system beyond qubits is a three-level system (*qutrit*), which has been extensively studied in quantum optics and atomic physics. In natural atomic systems, three-level systems can be divided

| Qubits | Special values | Inversion symmetry | Selection rules |
|---------------|----------------|--------------------|-----------------|
| Charge qubits | $n_g = 0.5$ | Yes | Yes |
| Charge qubits | $n_g \neq 0.5$ | No | No |
| Flux qubits | $f = 0.5$ | Yes | Yes |
| Flux qubits | $f \neq 0.5$ | No | No |
| Phase qubits | — | No | No |

Table 2: Summary of selection rules and symmetries of potential energies for SQCs implementing charge qubits at the gate-charge numbers $n_g = 0.5$ and $n_g \neq 0.5$, flux qubits at the reduced magnetic fluxes $f = 0.5$ and $f \neq 0.5$, and phase qubits.

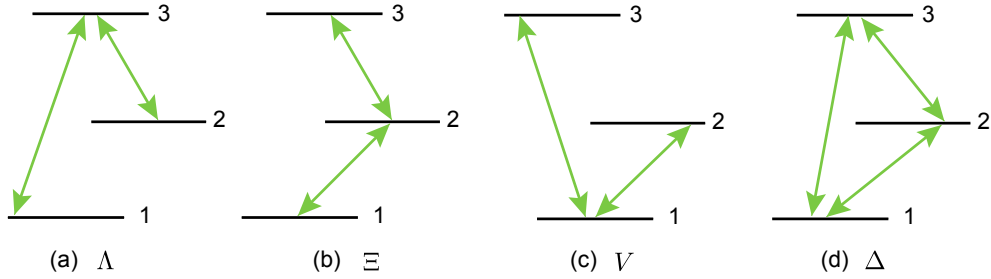


Figure 4: Schematic diagrams for different transition configurations of three-level atoms. (a) Λ -type transitions. (b) Ladder-type transitions, also known as cascade-type, Ξ , or Σ transitions. (c) V -type transitions. (d) Δ -type transitions, which do not occur in natural atoms, but are possible in some superconducting artificial atoms.

into three different configurations: Λ , Ξ , and V , shown in Figs. 4(a), (b), and (c), respectively. These configurations are the ones allowed by selection rules for transitions induced by electric-dipole interactions, where transitions between two states with the same parity are forbidden. However, in superconducting artificial atoms, the parities of the eigenstates can be engineered through external parameters such as magnetic fluxes or electric fields, as discussed in Sec. 2.4. When there are no well-defined parities for the eigenstates of these systems, *previously forbidden transitions become allowed*. For instance, in a three-level flux-qubit circuit [39] with $f = 0.5$, the transitions induced by an external magnetic flux can only connect states with different parities. But when $f \neq 0.5$, transitions between *any* two states are possible. In this case, as shown in Fig. 4(d), three-level systems can have cyclic or Δ -type transitions, which *do not exist* in natural atomic systems. In such a Δ -type system, a single-photon transition from the ground state $|1\rangle$ to the second excited state $|3\rangle$, and the two-photon transition from the ground state $|1\rangle$ to the first excited state $|2\rangle$, and then from $|2\rangle$ to the second excited state $|3\rangle$, can coexist [39]. The coexistence of these single- and two-photon processes has been demonstrated in experiment [69].

This type of transitions enable new applications including single-photon generation [70–72], amplifying signals without population inversion [73, 74], qubit cooling [75], electromagnetically induced transparency [76], downconversion [77–79], three-wave mixing [80], and quantum routing of single photons [81]. Moreover, they can also be used for correlated microwave lasing [82], where the linewidth of an unconverted signal is smaller than the Schawlow-Townes limit.

All four types of three-level-system transitions shown in Fig. 4 *can be engineered in SQCs* by tuning some external parameters. For example, a Δ -type three-level system can be constructed by charge, transmon, xmon, and flux qubit circuits, operated away from their optimal points, or phase-qubit circuits. Ξ -type three-level systems can be obtained by applying a gate voltage V_g to the charge [83], transmon, and xmon qubit circuits, or by applying a magnetic bias Φ_e to the flux-qubit loop, to satisfy the conditions $n_g = V_g C_g / (2e) = 1/2$ or $\Phi_e / \Phi_0 = 0.5$, respectively. The Ξ -type transition can also be obtained by minimizing the transition matrix element between the states $|1\rangle$ and $|3\rangle$ of the Δ -type transitions. In the same way, three-level SQCs with V - or Λ -type transitions can be obtained by engineering SQCs to minimize the transition matrix elements between the states $|2\rangle$ and $|3\rangle$ or $|1\rangle$ and $|2\rangle$ in Δ -type transitions. For example, V -type transitions have been realized using coupled charge qubits [84]. Λ -type transitions can be observed by using flux qubits with single [85], three, and four junctions, or the fluxonium qubit [27, 60].

2.6. Readout of qubit states

There are various methods to read out the state of superconducting qubits [21]. These methods can be categorized with respect to, e.g., (1) specific measured observables, (2) whether the measurements enable the complete, or only an incomplete, reconstruction of a given state, (3) whether special types of measurements (e.g., weak measurements or quantum nondemolition measurements) are used, or (4) whether a measurement on a single copy of a given state is enough or not.

(1) Considering measured observables, we can distinguish three methods for measuring SQC qubit states. For charge qubits, the measured physical quantity is usually the

electric charge on the superconducting island. This charge can be detected by a single-electron transistor (SET), as in the experiment of Ref. [3]. The current in the SET serves as an indicator for the state of the charge qubit. For a flux qubit, the two basis states of the qubit are defined by *persistent currents* circulating in the clockwise and counter-clockwise directions, which can be detected by a dc SQUID. By switching the bias current applied to the SQUID to a dissipative state, information about the qubit states is gained, as, e.g., in the experiment of Ref. [33]. In the case of a phase-qubit, its states are measured using the *tunneling* out of the zero-voltage state of a current-biased Josephson junction [7]. When the bias current is below the value of the critical current of the Josephson junction, the phase qubit energy levels are situated in a potential minimum corresponding to the zero-voltage state. Quantum tunneling of the phase, which is much more likely to occur in the qubit's excited state, will switch the zero-voltage state to a finite-voltage state. In the case of the quantronium-qubit circuit, its quantum state can be transferred to a phase qubit. One can then follow the procedure for measuring a standard phase qubit [44].

(2) Qubit states may comprise many complementary features which cannot be observed simultaneously and precisely due to the Heisenberg uncertainty relations or the no-cloning theorem. Thus, a full characterization of a qubit state must include all its complementary aspects. This can be achieved by performing a series of measurements on a large number of identically prepared copies of a given quantum system. After this so-called *quantum state tomography* (QST) was theoretically introduced to solid-state and superconducting qubit systems [86, 87], it was first realized experimentally in superconducting phase-qubit systems and later also used in other types of SQCs [49, 88–90]. QST is now extensively applied to superconducting systems for characterizing quantum states of both qubits and microwaves (e.g., Refs. [91–94]; see also Sec. 9.4).

(3) A few particular types of measurements, with related different quantum-mechanical interpretations, are sometimes applied in SQCs. Here, we mention three such measurements. The first is *quantum nondemolition* (QND) measurements, which are discussed in more detail for photons in Sec. 9. Briefly put, a QND measurement preserves the state it projects the measured system into. For example, the above-mentioned measurements of charge, flux, phase, and quantronium qubits are not QND. In SQCs, a QND measurement is usually performed using either a dispersive coupling between a qubit and a cavity field [5, 95] or the coupling between a qubit and a nonlinear resonator [96–99]. A more detailed description of dispersive coupling is given in Sec. 4.2.4. In this coupling regime, the qubit frequency is far detuned from that of the cavity field. The corresponding effective Hamiltonian reveals that the cavity field experiences a frequency shift depending on the state of the qubit [6, 97]. Thus, the qubit state can be read out through this frequency shift of the cavity field. This method can be applied to any kind of SQCs that are dispersively coupled to a single-mode cavity field.

The states of a superconducting qubit can also be continuously monitored by weakly coupling the qubit to a low-frequency *LC* circuit [100]. Such a *weak measurement* only collects partial information about the qubit [88] and it is interesting to note that weak measurements can be used to prepare arbitrary qubit states [101]. To resolve the measured weak signal, various amplifiers, such as the Josephson bifurcation amplifier [97, 98, 102, 103], the Josephson ring amplifier [104], or parametric amplifiers [105] are used (a more extensive overview of amplifiers is given in Sec. 9.3). There are also experiments to perform *weak-value measurements* [106], which are quite different from

weak measurements [107, 108].

(4) Most of the above-mentioned measurements must be performed many times to collect statistics about the qubit state. However, there are also techniques to measure the state of a superconducting qubit in a single experimental run, which is called a *single-shot measurement* [97, 98, 109–116].

2.7. Resonators

The two most fundamental components in cavity QED are natural atoms and optical cavities. In the previous sections, we showed how the natural atoms are replaced by superconducting artificial atoms in microwave photonics. In this section, we show how a variety of different *resonators for microwave photons* can replace the optical cavities. These resonators, which usually are constructed from electrical circuits, are used to *store* or *guide* microwave photons. Such a resonator can also act as a *quantum data bus*, transferring quantum information between superconducting artificial atoms.

The simplest resonator is the LC circuit, consisting of a capacitor C connected in series with an inductor L . Other superconducting devices can be described in terms of lumped-element LC circuits, e.g., superconducting cavities [117], transmission-line resonators [5], and waveguides [118]. An important difference is that the latter resonators support multiple modes, while the LC circuit just has a single mode. In terms of the capacitor charge Q and the inductor current I , the Hamiltonian of the LC oscillator is written as

$$H = \frac{Q^2}{2C} + \frac{\Phi^2}{2L}, \quad (10)$$

where $\Phi = IL$ is the flux through the inductor. If we define a pair of conjugate variables Q and Φ such that these satisfy the canonical commutation relation $[Q, \Phi] = i\hbar$, the above Hamiltonian gives a quantum version of the LC oscillator. As such, the Hamiltonian can be rewritten as $H = \hbar\omega_0(a^\dagger a + 1/2)$ in terms of the creation and annihilation operators defined, respectively, by

$$a^\dagger = \frac{1}{\sqrt{2\hbar\omega_0}} \left(\frac{Q}{\sqrt{C}} - i\frac{\Phi}{\sqrt{L}} \right), \quad a = \frac{1}{\sqrt{2\hbar\omega_0}} \left(\frac{Q}{\sqrt{C}} + i\frac{\Phi}{\sqrt{L}} \right), \quad (11)$$

where $\omega_0 = 1/\sqrt{LC}$ is the oscillator frequency. It is clear that the LC circuit behaves as a *harmonic oscillator* with equally spaced energy levels. The frequency ω_0 *can be engineered* in a very large range of possible values using the parameters L and C .

Transmission lines most commonly appear in superconducting quantum devices in the form of *coplanar waveguides* (CPWs) [5, 119, 120]. A CPW consists of a central conductor, inserted in a slot of the ground plane. By terminating a length of CPW with capacitors, functioning like Fabry-Perot cavity mirrors, a CPW resonator is formed. The capacitors control the quality factor of the CPW resonator. A low quality factor, corresponding to high loss, is suitable for fast readout. However, a high quality factor is needed for observing strong coupling between a qubit and a photon. The internal quality factors of CPW resonators can reach values above 10^6 [121].

Transmission lines can be described by a distributed circuit model with a series of parallel LC oscillators [117, 122]. The voltages in the transmission line are governed by a standard wave equation and can vary between different points. In Appendix A.3, we show how the LC -circuit model of an infinite transmission line is quantized. Finite-length

transmission lines support standing waves with a discrete mode structure, while infinite transmission lines support traveling waves with a continuous spectrum of frequencies. Here, the term infinite means that the microwaves in a CPW are never reflected back from its end, i.e., the microwave energy is carried away. In other words, infinite transmission lines are dissipative. Grounding one end of an infinite transmission line is equivalent to inserting a *mirror* in open space.

The frequency of a *transmission-line resonator* can be engineered in a very large range of values. Intuitively, the resonance frequency is changed by tailoring the length of the resonator, and thus altering its standing wavelengths. For example, if both ends of a resonator are open, then the frequency of its n th eigenmode is $\omega_n = \pi v/(dn)$, where d is the length of the resonator and v is the wave velocity. If instead one end of the resonator is open, while the other is connected to ground, the eigenfrequencies are $\omega_n = \pi v/d(n + \frac{1}{2})$.

Frequency-tunable transmission-line resonators have important applications in superconducting quantum information processing. Such a tunable frequency can be realized either by changing the resonator's inductance per unit length or by controlling its boundary conditions. Both these tasks can be achieved by incorporating a dc SQUID at a suitable place in the resonator. The Josephson energy of the SQUID can be tuned to be either small or large using the magnetic flux through the SQUID loop [123]. SQUID-based tuning of the frequency in a transmission-line resonator has been experimentally demonstrated both by altering the boundary conditions of the resonator [124–127] and by changing its inductance [128, 129].

It is worth noting that if the resonance frequency of the resonator is tuned faster than the photon lifetime, the frequency of the photons stored in the resonator is changed when these photons leak out from the resonator [126, 127]. Frequency-tunable resonators are also studied for implementation of *controllable coupling* between different quantum elements, which, e.g., can be used to create shaped photons (see Sec. 8.2.2).

Another application of tunable resonators is the *dynamical Casimir effect* (DCE), where, if a mirror is accelerated at a speed commensurate with the speed of light, photons can be generated from the vacuum [130]. It is very hard to realize the DCE by mechanical modulation of a mirror. However, the change of boundary conditions created by a moving mirror can be achieved with tunable resonators [131–133]. By modulating a SQUID-terminated resonator, an SQC experiment achieved the first ever observation of the DCE [134] (for more details about this and other relativistic physics possible in SQCs, see the review in Ref. [135]). Tunable resonators can also be used to simulate the twin paradox [136], generate entangled states [137], realize a beam-splitter operation [138], demonstrate single-photon parametric frequency conversion [139], and achieve quantum interference with photons of two different frequencies [140].

Expanding from separate resonators, a large *array of resonators* can be connected together. Such coupled resonators are commonly realized using interconnecting capacitors [141]. A tunable coupling between resonators can be mediated by a qubit [142–144], a SQUID [145, 146], and other quantum or classical elements. In these setups, photons can hop between coupled neighboring resonators, and transfer excitations between qubits. Arrays of coupled resonators enable photon-based simulation of many-body physics on a chip, as described, e.g., in Refs. [141, 147–151] and in Sec. 10.1. These resonator arrays can also be used to create *metamaterials*, which are discussed in Sec. 10.3.

The aforementioned transmission lines are two-dimensional (2D) resonators, patterned on a chip with qubits by using well-established semiconductor fabrication tech-

nologies, such as lithography. These 2D resonators are small and scalable. However, the electromagnetic energy in these resonators is concentrated near the surface of the chip, leaving it susceptible to surface dielectric losses. To overcome this limitation, a three-dimensional (3D) transmon was introduced in the circuit-QED architecture [152]. The *3D resonator* is a rectangular metal box, which has a larger mode volume and more energy stored in the vacuum than a 2D resonator. The internal quality factor of a 3D resonator can exceed 10^8 [153], which is two orders of magnitude greater than what has been achieved in its planar counterpart [121]. The cavity of the 3D resonator is usually a micromachined chamber in bulk materials, assembled from two halves. In the center of the bisected cavity, a chip with a transmon qubit is mounted. With the introduction of the 3D resonator, the coherence time of the transmon was improved by an order of magnitude over typical planar-resonator setups at that time [152]. Later, this coherence time was improved even further [154]. Instead of the complicated wirings in the planar resonator design, the qubit is now suspended in the middle of a cavity and has limited addressability. A two-cavity design has been developed [155], with the qubit sticking into both cavities. The second cavity is used for qubit readout. Apart from the 3D transmon design, a flux qubit in a 3D resonator has also been reported [54].

While the 3D resonators offer longer coherence times, the 2D planar resonators are more compatible with the current microfabrication processes. Some research on multi-layer structures has been devoted to combining the two approaches [156]. In the multi-layer structure, the 3D resonators are micromachined [157] in wafers of different planes, leaving vacuum gaps for energy storage. The planar qubit is patterned inside an aperture in the boundaries of a resonator.

Finally, it can be noted that there are a few experiments where superconducting qubits have been coupled to *mechanical* resonators. In most of these experiments, charge, phase, or transmon qubits were coupled to small vibrating pieces of metal hosting localized phonons [158–162]. Very recently, transmons have also been coupled to resonators for surface acoustic waves [163] and bulk acoustic waves [164] in piezoelectric substrates. In setups like these, the great ability to generate, manipulate, and read out non-classical *photonic* states in circuit QED (see Secs. 8 and 9) could now potentially be applied to *phonons* as well. The short wavelength of phonons means that resonators can be made much smaller than for photons, which opens up new possibilities for miniaturized devices, multimode resonators and a new quantum-optics regime where the artificial atom is much larger than the wavelength [165–167]. Furthermore, mechanical resonators can be used for *transduction* between various quantum systems in hybrid setups [168] and to convert between microwave and optical light [169–171].

3. Other microwave components

In quantum optics, cavities and atoms are at the heart of every experimental setup. However, many additional components may be needed for proper preparation, control, and readout, depending on the details of the experiment. For microwave photonics with superconducting circuits, the situation is similar. In addition to the artificial atoms and resonators discussed in Sec. 2, the experimentalist’s toolbox may also include mirrors, phase shifters, beam-splitters, circulators, switches, routers, mixers, amplifiers, and detectors. While these components all have implementations either in quantum optics or in classical microwave technology, they may be challenging to transfer to the domain of

microwave photonics. For example, the low energy of microwave photons compared to optical photons makes single-photon detection harder for the former. Also, some components used in classical microwave technology are bulky, lossy and/or require the use of strong magnetic fields, all of which make them less than ideal for use with superconducting chips in a cryostat with limited space. Because of these limitations, new solutions specifically suited for microwave photonics have been developed or are under development. Just as for the superconducting artificial atoms, Josephson junctions play a vital role in almost all of these new solutions.

In this section, we provide an overview of most of the components that make up the toolbox for microwave photonics. Detection schemes for microwave photons is too large a topic to fit here; it is instead treated in Sec. 9. Likewise, amplifiers are discussed in more detail in connection with homodyne and heterodyne detection in Sec. 9.3 rather than here. When it comes to mirrors and phase shifters, they are more common in quantum optics than in microwave photonics. For mirrors, in addition to what was discussed in connection with resonators in the previous subsection, we only note that a termination of a transmission line constitutes one; the termination can be either through a capacitance [172], a short-circuit [173], or through a SQUID [134]. For photons in separate resonators, a relative phase shift could be realized by coupling each resonator dispersively to a qubit and then flipping (for a certain time) the state of one of the qubits [174]. A large cross-Kerr phase shift has been demonstrated for propagating photons scattering from a three-level atom [172]. Recently, a more general phase shifter, consisting of a hybrid coupler (see Sec. 3.1) together with two flux-tunable resonators, was demonstrated [175]. In the rest of this section, we review beam-splitters (Sec. 3.1), circulators (Sec. 3.2), switches and routers (Sec. 3.3), and mixers (Sec. 3.4).

3.1. Beam-splitters

A *beam-splitter* takes two modes as inputs and mixes them into two output modes. It can be characterized by a 2×2 unitary matrix with determinant $+1$ or -1 , depending on the convention used [176, 177], and is usually implemented in quantum optics as a semitransparent mirror. Quantum theory for lossless beam-splitters was developed in the 1980's [178, 179] and was later extended to include losses [180]. In 1994, it was shown that any unitary $N \times N$ matrix can be implemented with an array of beam-splitters ($\leq N(N-1)/2$) and phase shifters [181]; recently this result was extended to only requiring a finite number of copies of one non-trivial beam-splitter [177]. It is therefore no surprise that beam-splitters constitute basic building blocks for quantum optics [182]; for example, they are integral to schemes for linear optical quantum computing [183, 184], which could also be considered for microwave photonics [185].

An early version of a beam-splitter for microwave photonics simply put two transmission lines close to each other along a short distance [186]. In this case, the beam-splitter was used to enable correlation measurements on microwave photons, which has been a common application since then [187–200] (see Sec. 9.4). Another common application has been entanglement generation [195, 200–203]. However, many of the later experiments opted for using a so-called 180- or 90-degree *hybrid coupler* (either on- or off-chip) [187, 189–192, 194–198, 200–208], well-known from classical microwave technology [117, 122, 209]; an example is shown in Fig. 5.

Another microwave-beam-splitter design is the Wilkinson power divider [117, 122, 210], which takes a single input and splits it into two; such a device has also been used

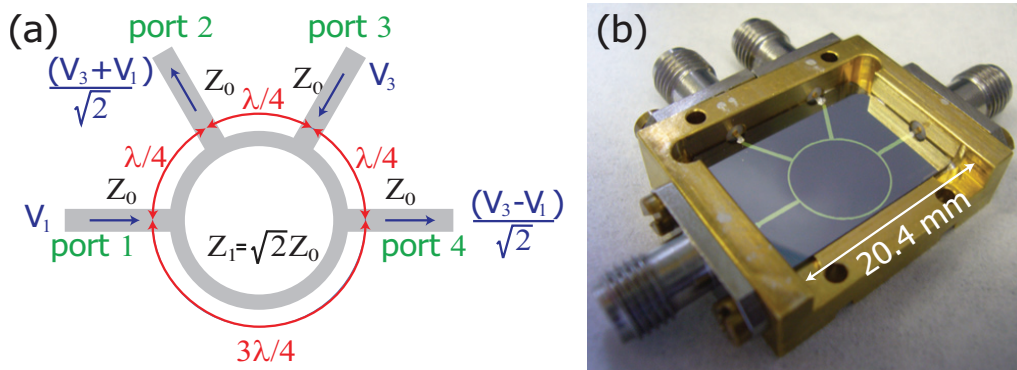


Figure 5: A microwave beam-splitter implemented as a 180 degree hybrid coupler [205]. (a) The hybrid coupler is a four-port device with distances between the ports chosen such that inputs on ports 1 and 3 will not give any output through those ports due to destructive interference, but will mix to give outputs through ports 2 and 4 due to constructive interference. (b) A photo of such a device, which demonstrated good coupling and isolation in a 2 GHz bandwidth around a center frequency of 6 GHz. Reprinted figure from E. Hoffmann et al., *Appl. Phys. Lett.* **97**, 222508 (2010), with the permission of AIP Publishing.

in microwave photonics experiments [189, 204]. However, a full quantum analysis reveals the presence of a second, internal port, which has the same effect as vacuum noise input on the second input port of an ordinary beam-splitter [204].

In contrast to the beam-splitters discussed above, which are designs from classical microwave technology taken to the quantum realm, a circuit-QED version of a three-wave mixer (see Sec. 3.4), made from four resonators coupled via four Josephson junctions, has also been demonstrated to work as a beam-splitter for propagating microwave photons of different frequencies [208]. The parameters of this beam-splitter can be tuned *in situ* all the way from full reflection to full transmission by changing the amplitude of a pump. There are also theoretical investigations of using an atom [211], or a cavity coupled to an atom [212], as a beam-splitter for single photons traveling in a transmission line.

Another approach to beam-splitting is to not look at propagating photons, but instead consider photons in two resonators (or two modes of one resonator), interacting through a coupling $\hbar g (a^\dagger b + ab^\dagger)$, where g is the coupling strength and a, a^\dagger (b, b^\dagger) are the annihilation and creation operators for the first (second) resonator/mode. This has been investigated for microwave photons both theoretically [138, 142, 145, 174, 185, 213] and experimentally [139, 144, 146, 213, 214]. Tunable coupling has been demonstrated through a SQUID [139, 146], a flux qubit [144], and a mechanical resonator [214]. This could potentially be used to implement boson sampling [215] with microwaves [174].

3.2. Circulators

A *circulator* is a device with three or more ports, where input on one port is routed to become output from the next port in the sequence. For an ideal three-port circulator, the scattering matrix is [117]

$$S = \begin{pmatrix} 0 & 0 & 1 \\ 1 & 0 & 0 \\ 0 & 1 & 0 \end{pmatrix}. \quad (12)$$

Circulators are *nonreciprocal* devices [216–219] (reciprocity means that the measured scattering does not change if the source and the detector are interchanged [220]), with many applications for routing signals in experiments in microwave photonics. For example, by terminating one port of the circulator in a matched load, a two-port *isolator* [221] is formed, only allowing signal propagation in one direction. This is often used in experiments to protect a circuit QED system from noise travelling back from an amplifier.

In classical microwave technology, circulators have been investigated and used for more than half a century [117, 122, 222–225]. However, the typical implementation relies on Faraday rotation in ferrite materials [117, 122, 222–224], which requires strong magnetic fields and wavelength-size components, both of which are hard to integrate with superconducting circuits. There exist other circulator designs, e.g., based on transistors [225], realized through three coupled modulated resonators [226], designed for sound with a ring of circulating fluid in its center [227], or based on the quantum Hall effect [228–230]. There are also optical isolators or diodes based on modulation of the refractive index in a waveguide or photonic crystal [231, 232], or using nonreciprocal transmission in waveguides coupled via two coupled microcavities (one lossy, one with gain) [233] (the same setup with mechanical oscillators instead could realize a phonon diode [234]). Furthermore, directional coupling of a quantum dot, or a natural atom in a microresonator, to photons with different polarization in a photonic-crystal waveguide, or an optical fiber, can be used for single-photon diodes and circulators [235, 236]. A directional coupler has also been demonstrated with superconducting transmission lines [207], but this is not yet a circulator.

One way to circumvent, or at least reduce, the need for circulators in microwave photonics experiments is to make *directional amplifiers*. After a theoretical study showed that SQUID amplifiers can display directionality [237], directional amplification has been realized with two *Josephson parametric converters* (JPCs, four resonators coupled via a ring interrupted by four Josephson junctions) pumped with two microwave tones [238, 239]; the setup has been dubbed a *Josephson directional amplifier* (JDA). Building on a graph-based theory, developed to analyze non-reciprocity in coupled systems [218, 219], directional amplification has also been experimentally realized with three pumps on pairs of ports of a single JPC [240] and with another similar three-mode circuit [241]. Furthermore, directional amplification has also been demonstrated with travelling-wave amplifiers, implemented with a large number of Josephson junctions forming a nonlinear lumped-element transmission line [242, 243]. Recently, a setup, with a waveguide running alongside a 2D square lattice of parametrically driven resonators in a synthetic magnetic field, was shown to work as a topologically protected directional travelling-wave amplifier, which also could function as a circulator [244].

There are several proposals for how a circulator for microwave photonics could be built on-chip. For example, three resonators coupled via a ring containing three Josephson junctions can be made to work as a circulator by tuning the magnetic flux through the ring [147, 245]. A related proposal is to make a phononic circulator by introducing a complex coupling among three coupled mechanical oscillators [246]. This is done by coupling two of the oscillators to two driven optical resonators. See also the recent optomechanics experiment of Ref. [247], which demonstrated directional amplification and could be extended to a circulator, as well as the microwave optomechanics experiment of Ref. [248], where isolation of 20 dB was achieved. Another way to achieve directionality is to couple two resonators both through a coherent channel and through a common

bath [249, 250]. If the common bath is another lossy resonator, the scattering matrix of an ideal circulator can be recovered.

Another class of proposals involve rapid modulation of various couplings in a system. It has been shown that modulating the couplings between resonators in a square lattice, with proper phase off-set between the modulation signals, creates an effective magnetic field that gives unidirectional propagation [251]. Recently, this idea was implemented in a superconducting circuit where three transmon qubits were coupled in a ring and their couplings modulated in such a way [252]. That experiment demonstrated unidirectional propagation of one and two photons in this setup, and it could potentially be extended to a larger lattice. With three harmonic oscillators connected via biharmonically modulated couplings, both circulation and directional amplification can be realized [253]. A four-port circulator design, where four ports are connected via four tunable inductance bridges (which could be implemented using SQUIDs), has also been analyzed [254].

The JDA mentioned above can also be configured to work as a circulator [240]. By making the three pump phases in the device add up to $\pm\pi/2$, clockwise or counterclockwise circulation can be achieved. In the experiment, 10.5 dB isolation and less than 1 dB insertion loss was demonstrated over a bandwidth of 11 MHz. This was recently improved to 30 dB isolation in the related Josephson-amplifier circuit of Ref. [241]. These results open up for using circulators in microwave photonics experiments to achieve unidirectional propagation [255, 256] (see Sec. 5).

3.3. Switches and routers

Switches and *routers* are devices which control transport of a signal conditioned on some other control input. In the simplest case, the control determines whether the signal is transmitted or reflected; in a more complex device, the signal can be routed into one of multiple output ports. Going towards the quantum regime, many of the proposals and experiments reviewed in this subsection concern routing/switching with single photons as signal and/or control. In a few cases, these devices are also referred to as *single-photon transistors* [257–262]. A truly quantum router or switch could have the control in a superposition state, giving rise to a superposition in the output [263, 264].

For microwave switching at cryogenic temperatures, there are promising implementations based on microelectromechanical systems (MEMS) [265, 266] or high-electron-mobility transistors (HEMTs) [267, 268]. However, since these components are hard to integrate with superconducting circuits, recently a few devices based on Josephson junctions have been developed [269–271]. By tuning the magnetic flux through a SQUID that couples two resonators through a mutual inductance [270], or through an array of SQUIDs forming a tunable inductor bridge with four inductors connecting two ports [269], single-pole, single-throw switches have been demonstrated. Here, the control (the magnetic flux) determines whether an input is reflected or transmitted; the devices have a bandwidth of several GHz [269, 270]. In Ref. [271], a single-pole, double-throw switch, where the input is routed into one of two possible outputs, was demonstrated in a setup consisting of two hybrid couplers (beam-splitters, see Sec. 3.1) coupled via two transmission-line resonators. The resonator frequencies are tunable via magnetic flux through SQUIDs; an input on one of the first beam-splitter ports is either reflected through the other port of the same beam-splitter or transmitted out through a port of the second beam-splitter, depending on whether the input is on resonance with the resonators or not. The bandwidth of the device is limited to roughly 100 MHz, but it can handle a photon flux of

$10^5 \mu\text{s}$. Finally, we note that the theory proposal for a four-port circulator based on tunable inductance bridges [254] and the experimentally demonstrated JDA in its circulator mode [240], both discussed in the previous subsection, can be regarded as routers for microwave photonics.

For single-photon routing and switching there are a plethora of theoretical proposals and experimental implementations based on one or a few atoms, sometimes in combination with a cavity. The simplest system is a single two-level atom, which will perfectly reflect a single photon in an open transmission line if it is on resonance (the photon is transmitted if it is off resonance, see Sec. 5). If the atom frequency can be tuned, the atom functions as a *single-photon switch* [272–274]. For a three-level Ξ atom, driving the upper transition will change the transition frequency of the lower transition, giving the same effect; this has been demonstrated to work very well in experiments with superconducting circuits [275–277] (see also Sec. 6.1). In quantum optics, three-level Λ atoms, sometimes with transitions coupling to different polarizations, can be used for single-photon routing controlled by a single photon [257, 278–280]. Recently, it was proposed that coupling a superconducting flux qubit to such a Λ system could be used to route optical photons [281].

Increasing the complexity of the setups, routing and switching can also be realized by letting one or more atoms couple to multiple transmission lines; control of which transmission line the input exits through can then be realized by changing atomic frequencies or driving atomic transitions [81, 259, 261, 262, 282–284]. Including a resonator as well, there are proposals [285, 286] and experiments [287] routing or switching of single photons using a ring resonator coupled to an atom. Routing can also be done through a photon blockade effect [288], which can be realized through the Jaynes–Cummings nonlinearity (see Sec. 4.2.2) with an atom in a resonator [258, 289]. Other experiments in quantum optics have achieved routing or switching with electromagnetically induced transparency (EIT, see Sec. 6.1) controlling the transmission through an optical cavity containing Λ atoms [290], with two fibers coupled to a resonator containing an atom [291], or with a three-level atom in a cavity at the end of a transmission line [292]. The setup in Ref. [142], with tunable coupling between two resonators mediated by a qubit, can also be called a quantum switch.

3.4. Mixers

A *mixer* usually takes two signals at frequencies ω_1 and ω_2 as input and generates output at new frequencies, typically at $\omega_1 + \omega_2$ or $|\omega_1 - \omega_2|$. Mixers are widely used in classical microwave technology [117], but for quantum applications in superconducting circuits a new design is needed [293]. Various mixing processes in quantum optics and microwave photonics are discussed in more detail in Sec. 7; in this subsection we only briefly review some implementations based on Josephson junctions.

The *Josephson ring modulator* (JRM), first demonstrated and discussed in Refs. [104, 294], is the device at the heart of on-chip mixers for microwave photonics in the quantum regime. The JRM is a ring interrupted by four Josephson junctions; when connected to resonators a JPC (discussed previously in Sec. 3.2) is formed. The nonlinearity of the Josephson junctions is the source of the three-wave mixing that can occur with three ports connected to the JRM [238, 294]. A circuit diagram of a *Josephson mixer* with a shunted JRM [293, 295–297] is shown in Fig. 6 along with examples of applications of three-wave mixing. Josephson mixers have been used in experiments for amplification [104, 293, 295,

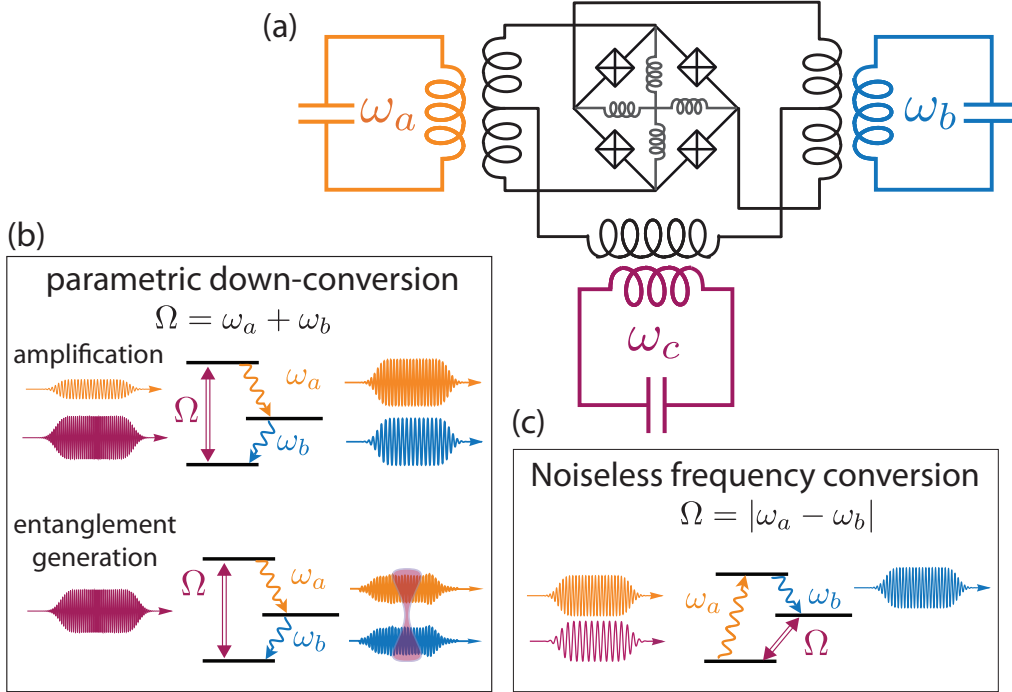


Figure 6: The Josephson mixer [293]. (a) Circuit diagram of a Josephson mixer with an inductively shunted Josephson ring modulator coupled to three modes that are to be mixed. (b) One application of three-wave mixing is parametric down-conversion, which can be used for amplification (see Secs. 7.1 and 9.3) and entanglement generation, as shown schematically here. (c) Another application is noiseless frequency conversion, which has been demonstrated in experiments with superconducting circuits. Reprinted figure from E. Flurin, The Josephson mixer - A swiss army knife for microwave quantum optics, Ph.D. thesis, Ecole Normale Supérieure, Paris (2014), with permission from E. Flurin.

297, 298], noiseless frequency conversion [208], beam-splitting [208], and entanglement generation/two-mode squeezing [293, 296, 299, 300]. In the latest characterization of a Josephson mixer, amplification with a power gain of 20 dB over a bandwidth of 50 MHz, quantum efficiency of 70 %, and saturation power of -112 dBm was demonstrated [297]. We also note that a variation of the Josephson-mixer design has been used to realize a vector and quadrature modulator for microwaves [175].

4. Circuit QED

The interaction between an atomic system and electromagnetic fields at the quantum level has been intensively studied in cavity quantum electrodynamics (cavity QED) [1]. Analogously to cavity QED, the superconducting artificial atoms reviewed in Secs. 2.2-2.3 can be coupled to quantized microwave fields in the transmission-line or 3D resonators reviewed in Sec. 2.7 [4, 54, 85, 152, 301–305]. With flexible circuit designs, this new field, which is called *circuit QED* [5, 6], has opened new directions for exploring microwave quantum optics on a superconducting chip. In this section, we first briefly review the coupling mechanisms used in circuit QED and the Hamiltonians they give rise to (Sec. 4.1).

We then discuss (Secs. 4.2-4.3) the physics that can be probed in circuit QED in various parameter regimes (e.g., strong, ultrastrong, and dispersive coupling), defined by the relations between coupling strength, decoherence rates, and transition frequencies in the system.

4.1. Light-matter coupling in circuit QED

In a circuit QED setup, the coupling between a superconducting artificial atom and a resonator can be either *inductive* [4, 86] or *capacitive* [6, 306], analogous to *magnetic* or *electrical-dipole* couplings in quantum optics [307]. In experimental realizations, charge (transmon) and phase qubits are usually coupled to a transmission-line resonator via a capacitor. Flux-qubit circuits can also be coupled to a resonator through a capacitor, but more often their coupling to the resonator is through a mutual inductance. For more details on the couplings between SQCs and resonators, we refer to the review of Ref. [25] and references therein. We note that superconducting qubits also can be designed to couple both capacitively and inductively to a resonator field, as considered in, e.g., Ref. [308]. These coupling mechanisms can lead to interesting phase transitions in quantum many-body physics [308–311].

It is known that the coupling strength between a superconducting qubit and a single-mode microwave field, in principle, can be engineered to be extremely large [307]. For example, one can reach the *ultrastrong-coupling* (USC) regime, where the strength of the coupling between the qubit and the resonator field is on the same order as the bare transition frequencies in the system (see Sec. 4.3). Moreover, the coupling between a qubit and a resonator can be tunable *in situ* [84, 312–315] (see Sec. 8.2.2). The general Hamiltonian describing the interaction between a superconducting qubit and a single-mode microwave field can be written as [5, 6, 27, 80, 316–318],

$$H = \omega_r \left(a^\dagger a + \frac{1}{2} \right) + \frac{\omega_q}{2} \sigma_z + g_z \sigma_z (a + a^\dagger) + g_x \sigma_x (a + a^\dagger), \quad (13)$$

which corresponds to breaking the inversion symmetry of the potential energy of the qubit. For simplicity, we set $\hbar = 1$ here and throughout the following sections. Here a (a^\dagger) is the photon annihilation (creation) operator while σ_x and σ_z are Pauli matrices, which can be written as $\sigma_x = |e\rangle\langle g| + |g\rangle\langle e|$ and $\sigma_z = |e\rangle\langle e| - |g\rangle\langle g|$ in terms of the ground $|g\rangle \equiv |\downarrow\rangle$ and excited $|e\rangle \equiv |\uparrow\rangle$ states of the two-level qubit. The first (second) term in Eq. (13) represents the free Hamiltonian of the resonator field (qubit) with frequency ω_r (ω_q). The third (fourth) term describes the longitudinal (transverse) coupling between the qubit and the resonator field with coupling strength g_z (g_x).

For charge and flux qubits operating at the degeneracy point, where the qubit has a well-defined inversion symmetry of the potential energy, the longitudinal coupling term vanishes ($g_z = 0$). Then Eq. (13) is reduced to the *quantum Rabi Hamiltonian* [319, 320]. However, for the phase qubit, the quantum Rabi Hamiltonian can only be obtained by neglecting the longitudinal coupling term, because no physical rule guarantees that $g_z = 0$. Under the *rotating-wave approximation* (RWA) [321], corresponding to neglecting all terms which do not conserve the number of excitations, the quantum Rabi Hamiltonian is further simplified to the *Jaynes–Cummings* (JC) Hamiltonian [322]. In the following, we will mainly focus on the JC and quantum Rabi Hamiltonians.

Note that the *longitudinal coupling* also has attracted much research interest [316, 323–325]. One can design circuits with only the longitudinal-coupling term [326–329],

for example, a flux qubit or a transmon inductively coupled to a resonator [326–328]. By modulating such a longitudinal coupling at the resonator frequency, a fast and pure quantum nondemolition (QND) readout of the qubit can be realized [328]. Also, scalable quantum information processing architectures can also be extended from the transverse-coupling [330, 331] to the longitudinal-coupling case [327]. Moreover, longitudinal coupling can be used for fast preparation of microwave nonclassical states [317, 318], quantum switching of the coupling between the qubit and a transversely coupling field [316], and fast entangling gates [332].

To characterize the strength of the qubit-resonator coupling, it can be compared to either the bare transition frequencies of the qubit and the resonator, or to the decoherence rates of the system. Denoting the qubit-resonator coupling g , the resonator decay rate κ , and the qubit relaxation rate γ ,

- (i) the *weak-coupling* regime is defined by $g < \max\{\gamma, \kappa\}$ and
- (ii) the *strong-coupling* regime is reached when $g > \max\{\gamma, \kappa\}$.

Recent studies have showed that SQCs can also reach

- (iii) the USC regime, defined by $g \gtrsim 0.1\omega_{r/q}$, or even
- (iv) the *deep-strong coupling* (DSC) regime, where $g \gtrsim \omega_{r/q}$.

These coupling regimes have been summarized in Table 3. The strong-coupling regime, which is easier to achieve with SQCs than in conventional quantum optics, and the USC regime, which has been reached with SQCs but not in conventional quantum optics, have both been extensively explored for superconducting quantum information processing and quantum physics. In the following, we therefore devote subsections to each of these regimes to summarize results from such work.

| | Weak coupling | Strong coupling | USC | DSC |
|-------------------|------------------------------|------------------------------|-----------------------------|--------------------------|
| Coupling strength | $g < \max\{\gamma, \kappa\}$ | $g > \max\{\gamma, \kappa\}$ | $g \gtrsim 0.1\omega_{r/q}$ | $g \gtrsim \omega_{r/q}$ |
| Model | JC | JC | Q. Rabi | Q. Rabi |

Table 3: Parameter regimes for light-matter coupling. All symbols are defined in the text. The last line of the table shows which models are usually needed to treat the physics in the different regimes. Note that the coupling g is compared to different quantities in the different cases. Thus, it is technically possible for the coupling to be, e.g., weak and ultrastrong at the same time. However, most discussion of strong coupling, such as in Sec. 4.2 below, usually assumes that $g < 0.1\omega_{r/q}$. Likewise, most work on the USC and DSC regimes assume $g > \max\{\gamma, \kappa\}$.

4.2. Strong-coupling regime

When the coupling between a qubit and resonator is strong, their coherent interaction contributes more to the system dynamics than the decoherence in the system. If the coupling is strong but not ultrastrong, the system is well described by the JC Hamiltonian. In this subsection, we review properties of the JC Hamiltonian, including dressed states and the regime of dispersive coupling, and their ubiquitous applications in circuit QED.

4.2.1. Jaynes–Cummings model

The Jaynes–Cummings model describes one of the most fundamental setups of quantum optics, in which a two-level system (TLS, a qubit) is coupled to a single-mode resonator (cavity) field. This model gives a mathematical framework for various quantum phenomena, including nonclassical-state generation, quantum state transfer, topological physics using photons, and many others. A comprehensive (although not recent) review [333] summarizes the first thirty years of research based on the JC model, which is described by the Hamiltonian

$$H_{\text{JC}} = \omega_r \left(a^\dagger a + \frac{1}{2} \right) + \frac{\omega_q}{2} \sigma_z + \frac{\Omega_0}{2} (a \sigma_+ + a^\dagger \sigma_-), \quad (14)$$

where we introduce the *vacuum Rabi frequency* $\Omega_0 = 2g$. Here, the ladder operators are defined as $\sigma_+ = |e\rangle\langle g| \equiv |\uparrow\rangle\langle\downarrow|$ and $\sigma_- = |g\rangle\langle e| \equiv |\downarrow\rangle\langle\uparrow|$. The RWA used to arrive at the JC Hamiltonian from the quantum Rabi Hamiltonian is valid when $(\omega_q + \omega_r) \gg \{g, |\omega_q - \omega_r|\}$, i.e., when the coupling is below the threshold for the USC regime and the qubit and the resonator are not too far from resonance. Physics beyond the RWA is discussed in Sec. 4.3.

4.2.2. Dressed states

The third term in the JC Hamiltonian, given in Eq. (14), describes the electrical-dipole coupling between a qubit and a resonator field, where the qubit can be excited by absorbing a photon, or return to the ground state by emitting a photon. Thus, the coupling only connects the states $|g\rangle|n+1\rangle$ and $|e\rangle|n\rangle$, where $|n\rangle$ ($n = 0, 1, \dots$) is the Fock state of the resonator field. The Hamiltonian in Eq. (14) can be diagonalized in the subspace $\{|g\rangle|n+1\rangle, |e\rangle|n\rangle\}$ with the eigenvalues

$$E_n^\pm \equiv E(|\pm, n\rangle) = \omega_r \left(n + \frac{1}{2} \right) \pm \frac{1}{2} \sqrt{\Delta^2 + \Omega_{n,r}^2} \quad (15)$$

and the corresponding eigenstates

$$\begin{aligned} |+, n\rangle &= \cos\left(\frac{\theta_n}{2}\right) |e\rangle|n\rangle + \sin\left(\frac{\theta_n}{2}\right) |g\rangle|n+1\rangle, \\ |-, n\rangle &= -\sin\left(\frac{\theta_n}{2}\right) |e\rangle|n\rangle + \cos\left(\frac{\theta_n}{2}\right) |g\rangle|n+1\rangle, \end{aligned} \quad (16)$$

where the mixing angle θ_n is defined by $\tan \theta_n = \Omega_{n,r}/\Delta$, with detuning $\Delta = \omega_q - \omega_r$, and $\Omega_{n,r} = \Omega_0 \sqrt{n+1}$ is the n -photon Rabi frequency on resonance. The doublets of states given in Eq. (16) are called *dressed states* in quantum optics and atomic physics. Using these dressed states, the Hamiltonian in Eq. (14) can be rewritten in a diagonal form

$$H = -\frac{\Delta}{2} |g\rangle|0\rangle\langle 0|\langle g| + \sum_{n=0}^{\infty} (E_n^+ |+, n\rangle\langle n, +| + E_n^- |-, n\rangle\langle n, -|). \quad (17)$$

In Fig. 7, we show detailed energy-level diagrams for the bare and dressed states of the JC Hamiltonian.

Dressed states have been essential for explaining experimental results in circuit QED ever since the beginning of the field [5, 325, 334–337] and it has been proposed that

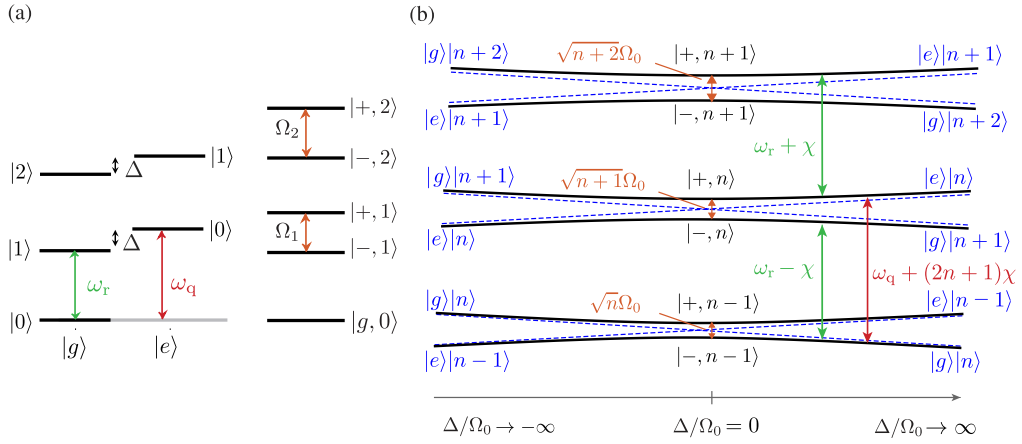


Figure 7: Energy-level diagrams for the bare and dressed states in the Jaynes-Cummings model. (a) Bare and dressed states. To the left, the bare states are represented in two ladders for $|g\rangle$ and $|e\rangle$. The states $|g\rangle|n+1\rangle$ and $|e\rangle|n\rangle$ are close in energy, separated by $\Delta = \omega_q - \omega_r$, but without any coupling there are no possible transitions between these states. To the right, the coupling g is switched on and the nearby states hybridize, forming a new ladder with level spacings $\Omega_n = \sqrt{\Delta^2 + (n+1)\Omega_0^2}$. (b) Energy levels as a function of detuning. The characteristic \sqrt{n} nonlinearity of the Jaynes-Cummings ladder occurs at the resonance $\Delta = 0$ (orange). In the dispersive regime $|\Delta| \gg \Omega_0$, the dressed states in the asymptotic limit correspond to the unperturbed states with shifted energies (blue). The effective resonator frequency (green) is $\omega_r \pm \chi$, where $\chi = \frac{g^2}{\Delta}$, depending on the qubit state. The qubit (red) experiences a Stark shift $2n\chi$ due to the photons in the resonator and a Lamb shift χ due to the vacuum fluctuations in the resonator.

the dressed states themselves could be used for quantum information processing in SQCs [330]. Adding a driving field to the qubit-resonator system can result in “dressing of the dressed states” [338]. Such *doubly dressed states* have also been studied in experiments with SQCs [334, 339]. By engineering the dressed states in a circuit-QED setup, an impedance-matched Λ -type three-level system can be realized [340]. Using such a system, microwave down-conversion [341] and single-photon detection [342, 343] can be implemented. Furthermore, three-state dressed states and multiphoton multi-level dressed states have been observed via higher-order Rabi sidebands in SQCs [344, 345]. Also, collective dressed qubit states in the Tavis-Cummings model [346], the extension of the JC model to multiple qubits, have been demonstrated in SQCs [347].

4.2.3. Resonant coupling

In the resonant case, $\omega_r = \omega_q$, a quantum of energy bounces back and forth between the qubit and the resonator at a rate given by the Rabi frequency $\Omega_{n,r}$. Note that the more photons there are in the cavity, the faster the single-photon exchange between a qubit and a resonator. The energy exchange is known as *vacuum Rabi oscillations* when $n = 0$; the splitting of Ω_0 in the frequency domain due to the first doublet of JC eigenstates is called the *vacuum Rabi splitting*. If the quantized resonator field is replaced by a classical field, then the normal Rabi oscillation (or splitting) can be observed. Observation of vacuum Rabi oscillations/splitting is a clear indicator of strong coupling and it has been used as such in many circuit-QED designs [5, 38, 348, 349]. The Rabi oscillations can be stabilized for a very long time using a feedback-control method [350, 351].

As shown in Eq. (15) and Fig. 7, the anharmonicity of the JC ladder (i.e., the n th-doublet splitting) scales with \sqrt{n} . This can be used to reveal the quantization (graininess) of the resonator field, as has been demonstrated experimentally in SQCs [334, 335, 352, 353], semiconductors [354], and Rydberg atoms [355, 356]. The resonant interaction between a superconducting qubit and a microwave resonator field can be used to deterministically generate Fock states [353, 357] and to systematically synthesize an arbitrary superposition of such states [92] (see Sec. 8.2.2); it can also be used to effectively blockade single microwave photons [192, 358] (see Sec. 6.6). Single-qubit states can also be mapped to another qubit via a resonator serving as a quantum bus [349]. Both the Fock-state generation above and this last example make great use of the *tunability* that SQCs possess. By choosing to tune the qubit into resonance only for a certain time, some fraction of a Rabi oscillation period, the state that is transferred to the resonator can be exquisitely controlled.

4.2.4. Dispersive coupling

When $\omega_r \neq \omega_q$ and $g \ll |\Delta| = |\omega_q - \omega_r|$, the qubit and the resonator field are said to be in the *dispersive regime* (large-detuning regime). In this case, there is no resonant photon absorption or emission. If the ratio g/Δ is small enough, the Hamiltonian in Eq. (14) can be effectively written as

$$H \approx \left[\omega_r + \frac{g^2}{\Delta} \sigma_z \right] a^\dagger a + \frac{1}{2} \left(\omega_q + \frac{g^2}{\Delta} \right) \sigma_z, \quad (18)$$

up to first order in g/Δ , by applying the Schrieffer-Wolff transformation $U = \exp[g(a^\dagger \sigma_- - a \sigma_+)/\Delta]$ to eliminate the linear-order term $a \sigma_+ + a^\dagger \sigma_-$ [5, 6, 359, 360] (see Appendix B.3 for more details).

Equation (18) shows that the resonator field experiences a frequency shift of magnitude $\chi = g^2/\Delta$, depending on the qubit state. This shift can be used to perform a QND measurement on the qubit by probing the transmission of the resonator [6, 361]. As shown in Fig. 7, the resonator frequency is $\omega_r + \chi$ ($\omega_r - \chi$) if the qubit is in the excited (ground) state. Dispersive readout is not the only way to measure the qubit state; the JC nonlinearity can also be used for that purpose [114, 334, 355, 356, 362, 363].

Looking at Eq. (18) from the point of view of the qubit, also shown in Fig. 7, its transition frequency experiences a *Stark shift* $2\chi n$ when there are n photons inside the resonator, and a vacuum *Lamb shift* χ , which is present even when there are no photons inside the resonator [364, 365]. The Stark shift can be used to measure the number of photons in the resonator; see Sec. 9.1 for a more detailed discussion. The vacuum-induced Lamb shift χ has been observed experimentally in SQCs [366].

This dispersive coupling between a qubit and a resonator can be used to simultaneously manipulate hundreds of photons, to create superpositions of coherent states [367], and to control photon states [368]. If two qubits are dispersively coupled to a resonator, an effective qubit-qubit interaction, mediated by *virtual* photons in the resonator, is created when the qubits are on resonance with each other [331]. In this way, quantum states can be transferred between spatially separated qubits. Unlike the resonant coupling between a qubit and a resonator field, the dispersive coupling can avoid resonator losses. This type of qubit-qubit coupling has been demonstrated experimentally in SQCs [369], also with multiple resonator modes [352, 370]. In the USC regime (see Sec. 4.3), three- and four-qubit interactions mediated by virtual photons can be engineered in a similar way [371].

In Fig. 8, we display a parameter-space diagram for cavity QED, showing how coupling strength and detuning in terms of decoherence rates define different regimes. In the *weak-dispersive* regime, the *Purcell effect* [372], in which the spontaneous emission of a qubit can be enhanced or suppressed by modifying the density of states, has been observed in transmons [373], and employed to generate single microwave photons [91] (see Sec. 8.2.2). In the *strong-dispersive* regime, the Stark shift per photon is larger than the decay rates of the resonator and the qubit, i.e., $2\chi > \max\{\gamma, \kappa\}$. This regime is known as the number-splitting regime, since the qubit spectrum resolves individual photon-number states [365, 374].

4.3. Ultrastrong and deep-strong coupling regimes

The Jaynes–Cummings model describes the interaction between light fields and matter under the condition of not-too-strong coupling strength, resonance or near resonance, and without strong driving [375]. It has been the workhorse of quantum optics for decades. However, in the last few years a number of remarkable experiments have pushed past the boundaries of validity for the JC model, reaching the USC regime of light-matter interaction, where the coupling strength g becomes comparable to the qubit and resonator transition frequencies (ω_q and ω_r , respectively). These experiments have also inspired much theoretical work on the USC regime, which is a rapidly growing field of research. Below, we first review experimental setups reaching the USC regime and then discuss how the physics in this regime differ from that in the strong-coupling regime, which was treated in Sec. 4.2.

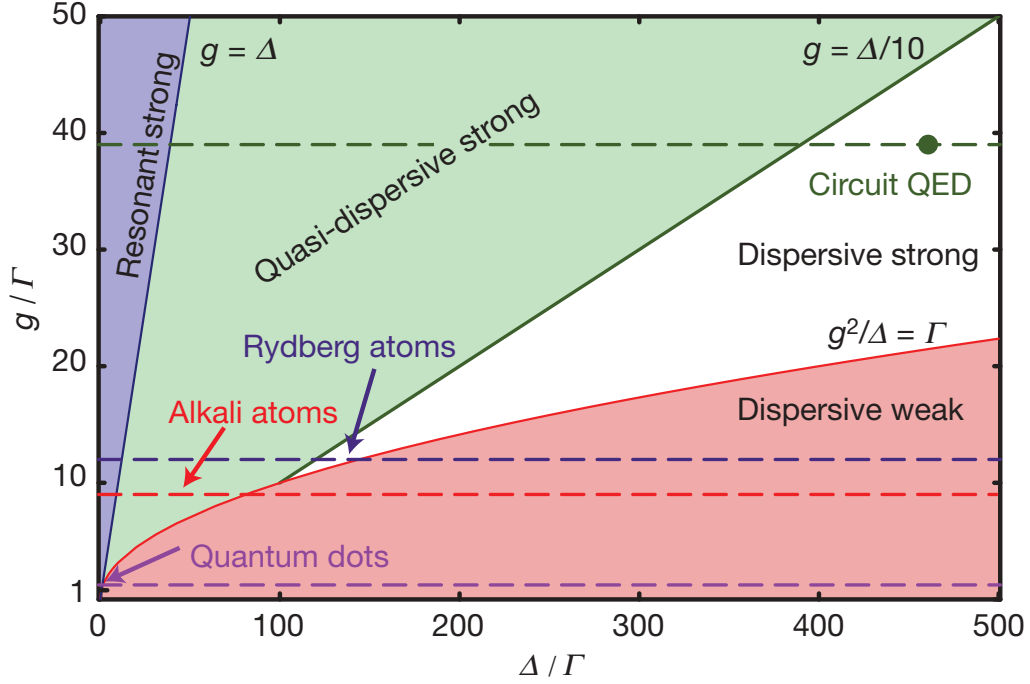


Figure 8: A parameter-space diagram (or phase-like diagram) for cavity QED [374]. The space is spanned by the atom-photon coupling strength g and the detuning $\Delta = \omega_q - \omega_r$ between the atom (ω_q) and resonator (ω_r) frequencies, all given in units of $\Gamma = \max\{\gamma, \kappa, 1/T\}$. Here γ (κ) is the atom (resonator) decay rate and $1/T$ is the inverse of the atomic-transition time through the resonator in some cavity-QED setups. The dashed-horizontal lines indicate various cavity QED systems; from the top: circuit QED, Rydberg atoms, alkali atoms, and quantum dots. In the violet region, the atom and resonator are in resonance ($g > \Delta$) and strongly coupled ($g > \Gamma$). This is the regime where vacuum Rabi oscillations can be observed. Other regions correspond to different dispersive regimes: (i) weak dispersive (colored pink), (ii) strong dispersive (white), and (iii) strong quasi-dispersive (green). In the weak-dispersive region, the ac Stark shift $2\chi = 2g^2/\Delta < \Gamma$ is too small to resolve individual photons in qubit spectroscopy, but a QND measurement of the qubit state is still possible with many photons. In the strong-dispersive regime, QND measurements can be performed with demolition less than 1%. This demolition is larger in the strong quasi-dispersive regime, where, however, a single-photon resolution remains feasible. Reprinted figure by permission from Macmillan Publishers Ltd: Nature, D. I. Schuster et al., *Nature* **445**, 515 (2007), copyright (2007).

| System | Experiments | Top exp. | $\omega_r/2\pi$ | g/ω_r |
|--------------------------|-------------|----------|-----------------|--------------|
| SQCs | [390–398] | [395] | 5.7 GHz | 1.34 |
| 2DEG | [380–382] | [381] | 310 GHz | 0.87 |
| Organic molecules | [383–388] | [385] | 270 THz | 0.3 |
| Semiconductor polaritons | [376–379] | [379] | 670 GHz | 0.27 |
| Cavity-QED magnons | [389] | [389] | 20 GHz | 0.1 |

Table 4: Experimental observations of the USC and DSC regimes for light-matter interaction. The values for qubit-resonator coupling strength g and resonator frequency ω_r refer to those experiments reporting the strongest (to our knowledge) coupling for a given class of systems. Since the experiments usually have a tunable matter frequency ω_q , but tune that frequency into or close to resonance, we only compare g to ω_r .

4.3.1. Experimental implementations

The experiments that have reached the USC regime are summarized in Table 4. Although the USC regime has been realized in several types of systems, including semiconductor quantum wells [376–379], THz meta-materials with a 2D electron gas (2DEG) [380–382], organic molecules [383–388], and a submillimeter-sized sphere in a magnetic-field-focusing resonator with photon-magnon and magnon-magnon couplings [389], the experimental realizations using SQCs [390–398] stand out in several respects. The SQC experiments are the only ones which have USC coupling to a *single* (albeit artificial) atom, they offer unparalleled possibilities for probing the properties and dynamics of such an ultrastrongly coupled system, and a recent SQC experiment [395] is the first ever to reach the DSC regime, where $g > \omega_{q/r}$. Furthermore, driven SQCs in the strong-coupling regime have recently been used to perform quantum simulations of the dynamics of an USC system [399, 400], building on earlier theoretical proposals [401, 402].

Circuit-QED setups can be engineered to realize a variety of coupling strengths and coupling mechanisms. One way to achieve a large inductive coupling strength is to make the central conductor of a transmission-line resonator thin and part of the loop of a flux qubit, possibly including a Josephson junction in the central-conductor part of the loop [403, 404]. This type of setup was used in the first SQC experiment to reach the USC regime [390] and also in later SQC experiments, which demonstrated USC to two resonators [392] and single-photon-driven high-order sideband transitions [394]. Most other SQC experiments that have reached the SQC regime [391, 393, 395, 397], including the only one to reach the DSC regime [395], have also used flux qubits, but coupled to a lumped-element LC oscillator instead. Flux qubits have large anharmonicity, which means that they can be treated as two-level systems even when the coupling is ultra-strong. However, a recent experiment demonstrated USC between a weakly anharmonic transmon and a transmission-line resonator [398], using a careful design of coupling capacitances in the system [405].

Besides these experimentally implemented designs, many more ways to reach USC with SQCs have been proposed. The proposals include using a flux qubit with a rapidly controllable gap [406], a switchable coupling [407], a multimode coupling with a left-handed transmission line [408], a transmon made part of a transmission line [409], and a transmon coupled to an array of Josephson junctions [410]. There is also a proposal for coupling a superconducting artificial atom simultaneously to both quadratures of the

resonator using a combination of capacitive and inductive coupling [308]. Such a setup could potentially realize the pure JC Hamiltonian with USC. Finally, we note that a recent experiment has demonstrated ultrastrong coupling of a flux qubit to an open one-dimensional (1D) transmission line [396]. Such ultrastrong coupling to a *continuum* of modes could potentially also be achieved with a transmon qubit coupled to propagating surface acoustic waves [166, 411]. For more discussion about USC to an open waveguide, see Sec. 5.2.4.

4.3.2. Theory for USC and DSC

Since the JC Hamiltonian is not valid in the USC regime, analyzing the properties and dynamics of the qubit and the resonator in this regime requires using the full quantum Rabi Hamiltonian [319, 320],

$$H_{\text{Rabi}} = \omega_r \left(a^\dagger a + \frac{1}{2} \right) + \frac{\omega_q}{2} \sigma_z + g \sigma_x (a + a^\dagger), \quad (19)$$

or, for some SQC setups, the generalized version of this Hamiltonian given in Eq. (13). The last part of Eq. (19) contains the *counter-rotating* terms $a\sigma_-$ and $a^\dagger\sigma_+$, which oscillate with frequency $\omega_r + \omega_q$. These terms describe the simultaneous creation or annihilation of both atom and resonator excitations. It is the presence of these terms, which are neglected in the RWA to derive the JC Hamiltonian [1, 29, 322, 412] (see also Appendix B.1), that result in various novel phenomena in the USC and DSC regimes.

One immediate consequence of the presence of the counter-rotating terms is that the number of excitations in the system, $N = a^\dagger a + \sigma_+ \sigma_-$, is *not* a conserved quantity, since $[N, H_{\text{Rabi}}] \neq 0$. In the JC Hamiltonian, N is conserved ($[N, H_{\text{JC}}] = 0$); this is what makes that model easy to diagonalize. Since N is not conserved in the quantum Rabi model, a wealth of new processes become possible in the USC regime. For example, the Rabi oscillations in the JC model can be extended to *multiphoton* Rabi oscillations, where multiple photons excite the qubit [413, 414], a single photon can excite *multiple* qubits [415], and frequency conversion of photons can be realized if a qubit is coupled ultrastrongly to two resonator modes [416]. In fact, analogues of almost *all nonlinear-optics processes*, such as three- and four-wave mixing, are feasible [417], as well as various many-body interactions between qubits [371]. All these examples are higher-order processes where an effective coupling is created between two resonant system states, connected via transitions that do not conserve N .

While N is not conserved in the quantum Rabi model, the *parity* $\Pi = -\sigma_z(-1)^{a^\dagger a}$ is, since $[\Pi, H_{\text{Rabi}}] = 0$. This gives the quantum Rabi model a \mathbb{Z}_2 symmetry. The parity operator Π has eigenvalues $p = \pm 1$, which divide the states of the model into two parity chains:

$$\begin{aligned} |g\rangle|0\rangle &\leftrightarrow |e\rangle|1\rangle \leftrightarrow |g\rangle|2\rangle \leftrightarrow |e\rangle|3\rangle \leftrightarrow \dots & (p = +1), \\ |e\rangle|0\rangle &\leftrightarrow |g\rangle|1\rangle \leftrightarrow |e\rangle|2\rangle \leftrightarrow |g\rangle|3\rangle \leftrightarrow \dots & (p = -1). \end{aligned} \quad (20)$$

Solving the quantum Rabi model is a difficult problem because the two parity subspaces are infinite-dimensional; by contrast, the JC model has two-dimensional subspaces. It was only a few years ago that an analytical solution was finally found, given in the form of transcendental functions [418, 419]. This solution sheds more light not only on the

USC regime, but also in the DSC regime [420], where the separate parity chains can exhibit collapses and revivals. Recently, analytical solutions have also been found for extensions of the quantum Rabi model to multiple qubits [421, 422] and multiple resonator modes [423–425]. Interestingly, in these extended models, there exist “dark-like eigenstates”, which are superpositions of photonic and qubit excitations whose eigenenergies are independent of the coupling strength [426].

Since the analytical solution of the quantum Rabi model is complicated, various approximate theoretical methods have been developed to analyze the dynamics including counter-rotating terms [427–435]. For example, in the dispersive regime of the quantum Rabi model, when $g \ll |\omega_q - \omega_r|$, one can apply the unitary transformation [429, 436]

$$U = \exp \left[\frac{g}{\omega_r - \omega_q} (a^\dagger \sigma_- - a \sigma_+) - \frac{g}{\omega_r + \omega_q} (a^\dagger \sigma_+ - a \sigma_-) \right] \quad (21)$$

to Eq. (19) and expand to first order in $g/|\omega_q - \omega_r|$. This gives the effective Hamiltonian

$$H_{\text{Rabi}} \approx \omega_r a^\dagger a + \frac{\omega_q}{2} \sigma_z + \frac{g^2}{2} \left(\frac{1}{\omega_q - \omega_r} + \frac{1}{\omega_q + \omega_r} \right) \sigma_z (a + a^\dagger)^2, \quad (22)$$

where, in addition to the Stark shift $g^2/(\omega_q - \omega_r)$ known from the dispersive regime of the JC Hamiltonian reviewed in Sec. 4.2.4, the qubit frequency also gets a *Bloch–Siegert shift* [321] $g^2/(\omega_q + \omega_r)$ due to the counter-rotating terms [436]. Several experiments with SQCs have observed the Bloch–Siegert shift and used it to show that they have reached physics beyond the JC model [391–393, 398].

The ground state $|G\rangle$ of the quantum Rabi model in the USC regime is not the product of the photonic vacuum and the qubit ground state, $|g\rangle|0\rangle$, which is the case in the JC model. Instead, at high coupling strength the ground state is an *entangled Schrödinger cat-like photon-qubit* state, which exhibits various nonclassical properties, including squeezing [309, 311, 430, 437–439]. The ground state $|G\rangle$ contains a non-zero number of photons, $\langle G|a^\dagger a|G\rangle \neq 0$, which require careful physical interpretation. Standard input-output relations say that the output photon flux from the resonator is proportional to $\langle a^\dagger a \rangle$, but here that would imply energy leaving a system which already is in its ground state [440, 441]. A correct treatment of decoherence, input-output, and correlation functions for an ultrastrongly coupled system requires considering how operators induce transitions between eigenstates of the system [430, 433, 441, 442]. This leads to interesting and surprising results, e.g., modification of photon blockade [441], both bunched and anti-bunched statistics for photons emitted from a thermal resonator [443], and bunched emission from a two-level atom ultrastrongly coupled to a resonator [444].

Although the photons in the ground state of an ultrastrongly coupled qubit-resonator system cannot leak out spontaneously from the resonator, there are ways to release or probe them. For example, the spectrum of an ancillary probe qubit connected to a USC system will contain information about the virtual photons in $|G\rangle$ [445]. If the cavity is part of an opto-mechanical system, it may also be possible to detect the radiation pressure caused by the virtual ground-state photons [446].

To release photons from from $|G\rangle$, one approach is to non-adiabatically modulate either the qubit frequency or the coupling strength [433, 447–455]; this is closely connected to the dynamical Casimir effect discussed in Sec. 2.7, where photons are generated from the vacuum by rapidly moving boundaries. Interestingly, the production of these photons

can occur even in the weak-coupling regime ($g < \max\{\gamma, \kappa\}$) [456]. If an auxiliary level is added to the qubit, such that a Ξ -type three-level atom with only the upper transition ultrastrongly coupled to the resonator is formed, a drive on the lower transition of the atom can periodically switch the ultrastrong interaction between the upper transition and the resonator on and off [377, 457] and thus create photons [453]. Even without any outside drive, *spontaneous conversion* from virtual to real photons can occur in such a three-level setup [458]. Applying the drive to other transitions in the system, *stimulated emission of virtual photons* can be realized [459], which can be used to study how virtual photons virtual particles dress physical excitations in a quantum system [460]. We also note that ground-state photons can be released through electroluminescence if the photonic mode is coupled to an electronic two-level system [461].

An important question for USC physics and its implementation in SQCs is whether an A^2 term should be added to Eq. (19). In atomic physics, this term originates from a coupling Hamiltonian $\propto (p - eA)^2$, where p is the momentum of a charged particle, e is the elementary charge, and $A \propto (a + a^\dagger)$ is the electromagnetic vector potential. The A^2 term can usually be ignored for weaker couplings, but in the USC regime its inclusion determines whether the system can undergo a *superradiant phase transition* [462–466].

Whether the A^2 term is present in the Hamiltonians describing circuit-QED setups, what magnitude it then has, and how that affects the possibility of observing a superradiant phase transition, is the subject of ongoing debate and investigations [310, 467–471]. Another, somewhat surprising, consequence of the A^2 term is that it leads to an *effective decoupling* of the qubit from the resonator if the system goes deep enough into the DSC regime [472]. A striking consequence of this result is that the spontaneous-emission rate of the qubit, thought to increase monotonically with g due to the Purcell effect, decreases dramatically when g becomes large enough [472].

Ultrastrong coupling has several potential applications in quantum computing. For example, quantum gates in USC systems can operate extremely fast, at sub-nanosecond time scales [473, 474]. Furthermore, various unique characteristics of the USC regime, e.g., the entangled ground state and the Z_2 symmetry, can be utilized to realize protected quantum computation with multiple resonators [475], quantum memory [476, 477], and holonomic quantum computation [478]. Circuit-QED systems in the USC regime can also be used for simulations of the Jahn-Teller model [404, 479, 480] and exploration of symmetry-breaking quantum vacuum, which is analogous to the Higgs mechanism [439]. Finally, it can also be noted that many well-known phenomena from the strong-coupling regime change dramatically in the USC regime and thus need to be reexamined. Examples include the Purcell effect [472], the spontaneous emission spectrum [481], the Zeno effect [482, 483], and photon transfer in coupled cavities [484].

5. Waveguide QED

Quantum optics has for a long time been concerned with either atoms in free (3D) space, or atoms interacting with single electromagnetic modes in cavities. However, in the last decade experimental investigations have begun on atoms, both natural and artificial, coupled to various types of 1D open waveguides. In these setups, dubbed *waveguide QED*, the absence of a cavity means that the atoms will interact with a *continuum* of propagating photonic modes, but the confinement to 1D instead of 3D is enough to still achieve a strong coupling. As shown in Fig. 9, a great many configurations can be

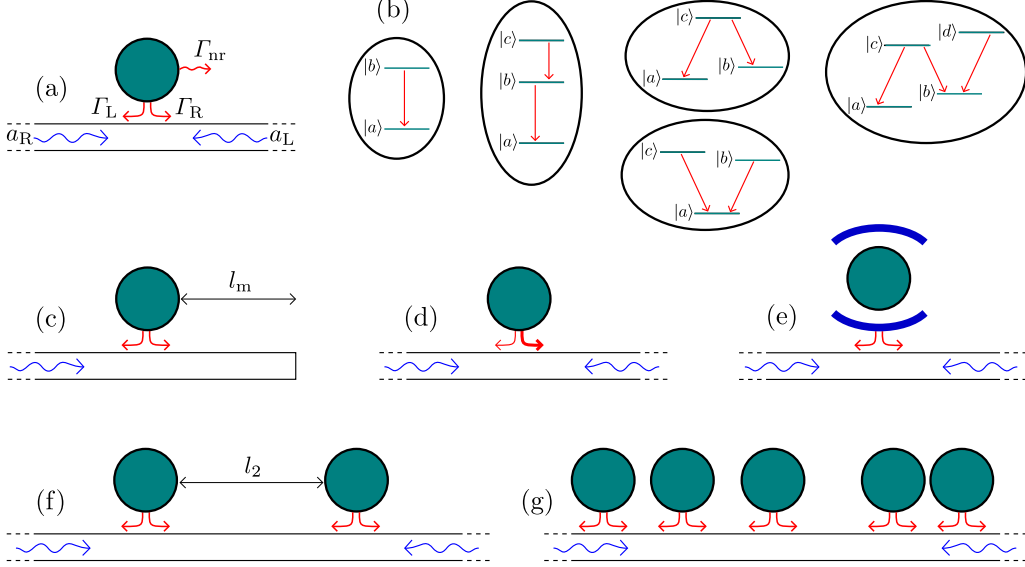


Figure 9: An overview (not exhaustive) of waveguide QED setups. (a) The most basic structure is a 1D waveguide with a continuum of right- and left-propagating modes a_R and a_L , respectively, coupled to a single atom. The atom can relax, with rates Γ_R and Γ_L , to the modes in the transmission lines. Usually, $\Gamma_L = \Gamma_R$. The atom can also relax via other channels, sometimes called nonradiative decay, with a rate Γ_{nr} . In many cases with superconducting artificial atoms, this decay is negligible, i.e., $\Gamma_{nr} \ll \Gamma_{1D} = \Gamma_L + \Gamma_R$. (b) The atom(s) coupled to the waveguide can have various level structures, e.g., two levels, three levels in the Ξ , Λ , and V configurations, and four levels in an N configuration. (c) The waveguide can be semi-infinite, terminated by a mirror at some distance l_m from the atom(s). (d) The waveguide can be chiral, i.e., $\Gamma_L \neq \Gamma_R$, possibly with one these rates being zero. (e) The atom(s) can be coupled to a resonator, which then in turn is coupled to the waveguide. (f) There can be two atoms, separated by a distance l_2 , coupled to the waveguide. (g) There can be many atoms coupled to the waveguide.

envisioned for waveguide QED. Much of the work in the field concerns using the atoms to mediate effective interactions between photons propagating in the waveguide. Another important topic is collective effects, such as super- and subradiance [485], for multiple atoms interacting via the waveguide.

In this section, we review experimental and theoretical work in waveguide QED with a focus on superconducting artificial atoms. However, we also mention much work done with other systems in mind, since it often can be transferred to the realm of microwave photonics. We begin in Sec. 5.1.1 with an overview of experiments done with superconducting systems and then compare to experiments in other types of systems in Sec. 5.1.2. In Sec. 5.2, we then review theoretical work dealing with the multitude of possible waveguide QED setups shown in Fig. 9. For another recent review of the field, see Ref. [486].

5.1. Experiments

Atoms in free space have been studied experimentally for a long time, but truly 1D waveguide systems have only been realized in the last few years. Arguably, the first such experiment was performed in 2007 when CdSe quantum dots were coupled to surface plasmons propagating in a silver nanowire [487]. The first experiment with a

superconducting artificial atom coupled to propagating microwave photons was realized in 2010 [118]. Here, we review and compare the experiments done with superconducting artificial atoms and other systems.

5.1.1. Superconducting artificial atoms

In the seminal work of Ref. [118], a superconducting flux qubit was coupled to an open microwave transmission line, realizing the setup illustrated in Fig. 9(a). Besides demonstrating the *Mollow triplet* [488] (see also Sec. 6.1) in resonance fluorescence measurements of the atom (further explored in subsequent work [489]; Mollow sidebands had been measured earlier with a transmon qubit inside a resonator [490]), the experiment also clearly measured a fundamental effect unique to the 1D geometry. This is the *power-dependent reflection* of a coherent probe signal on resonance with the atom. When the atom is excited, it emits equally in both directions of the transmission line. This emission interferes destructively with the probe signal and the result is perfect reflection. However, the atom can only handle one photon per relaxation time before it becomes *saturated*, so when the probe power increases, the transmission approaches unity. In Ref. [118], a 94% extinction of the transmission was measured at low probe power. This can be compared to experiments with natural atoms in 3D free space, where the many possible emission directions for the atom weakens the interference effect. Despite using lenses for extensive focussing, the best such experiments have shown transmission extinction of 7–12% [491–495], although higher numbers are possible according to theory [496]. Another experiment with a superconducting transmon qubit in a 1D transmission line improved the record to 99.6% in 2011 [see Figs. 10(a) and 10(b)] by optimizing the setup to reduce pure dephasing and minimizing relaxation to other channels beside the transmission line [197, 276, 497].

The perfect reflection of a single photon from a single two-level atom in an open 1D waveguide entails that the reflected part of a coherent drive on the atom will be *anti-bunched*, while the transmitted part will be *bunched*. This was confirmed in experiments [194, 197] with a transmon qubit where the second-order correlation function $g^{(2)}(\tau)$ was measured, demonstrating $g^{(2)}(0) < 1$ for the reflected signal and $g^{(2)}(0) > 2$ for the transmitted signal, as shown in Figs. 10(c) and 10(d).

In other experiments, the superconducting artificial atom in the waveguide has had a three-level Ξ structure with ground state $|0\rangle$ and excited states $|1\rangle$ and $|2\rangle$. For such a system with low anharmonicity (the transition frequencies ω_{01} and ω_{12} are similar), three-state dressed states have been observed when driving at $(\omega_{01} + \omega_{12})/2$ [344]. In another experiment, the $|0\rangle \leftrightarrow |2\rangle$ transition was driven to create *population inversion*, resulting in a small amplification (by stimulated emission) of a signal resonant with the $|0\rangle \leftrightarrow |1\rangle$ transition [498].

By instead driving the $|1\rangle \leftrightarrow |2\rangle$ transition with an amplitude Ω , an *Autler–Townes splitting* [499] (see also Sec. 6.1) of the $|0\rangle \leftrightarrow |1\rangle$ transition (resulting in resonances at $\omega_{01} \pm \Omega/2$ instead of ω_{01}) has been achieved. Such a splitting had been measured earlier with superconducting qubits in resonators [490, 500], but here it was used to control the transmission of a weak probe on ω_{01} (compare the transmission extinction above), yielding a high on/off ratio [275, 276] that can be used for *single-photon routing* [276]. When the signals close to resonance with $|0\rangle \leftrightarrow |1\rangle$ and $|1\rangle \leftrightarrow |2\rangle$ transitions both are at the single-photon level, an effective photon-photon interaction in the form of a large *cross-Kerr* phase shift (10–20 degrees per photon) has been observed for coherent signals [172].

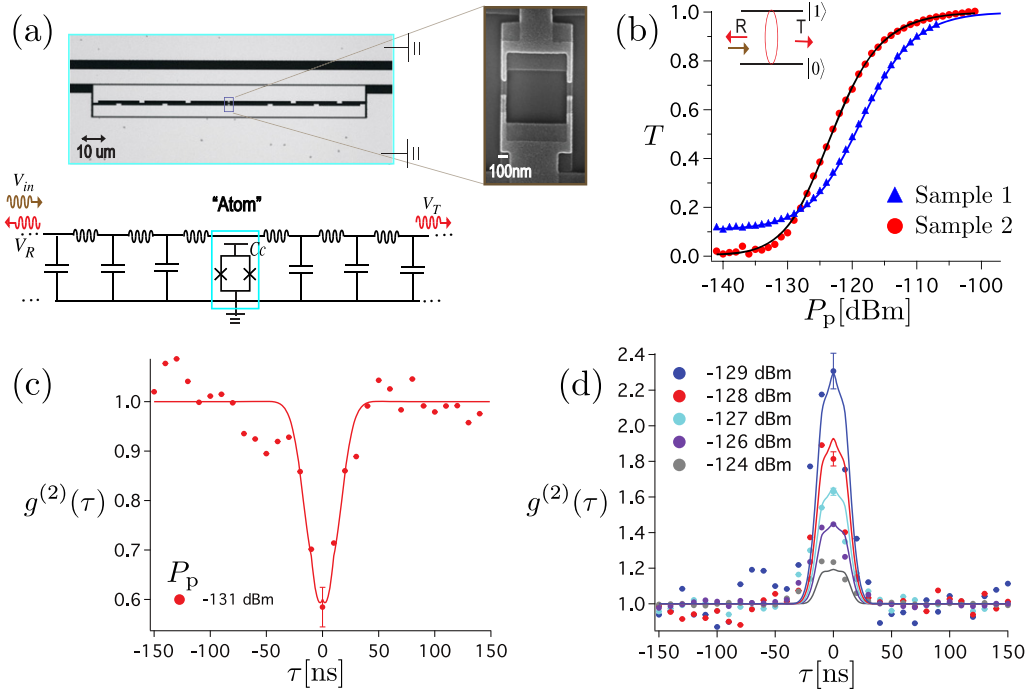


Figure 10: Experiments with a superconducting artificial atom in an open 1D transmission line [194, 197]. (a) The transmon circuit placed close to the transmission line. Zoom: The SQUID connecting the two superconducting islands of the transmon. (b) Measured power transmission T as a function of the input power P_p (on resonance with the artificial atom) for two samples. The solid lines are theory. Sample 2 has a smaller pure dephasing rate than sample 1 and therefore achieves a larger transmission extinction. (c) Second-order correlation function $g^{(2)}(\tau)$ for the reflected microwave signal, showing a clear anti-bunching dip. The solid lines are theory calculations including temperature, finite detector bandwidth, and trigger jitter. (d) The same as (c), but for the transmitted signal at a number of different input powers. Reprinted figure from I.-C. Hoi et al., *New J. Phys.* **15**, 25011 (2013).

This is much larger than what has been achieved in systems with single natural atoms (a phase shift on the order of 1 radian per photon was very recently demonstrated using an atomic ensemble [501]) and could be utilized for single-photon detection (see Sec. 9.2 for details).

Just as ultrastrong coupling has been reached in circuit QED, as described in Sec. 4.3, it has now also been reached in waveguide QED using a superconducting flux qubit coupled to an open transmission line. In the experiment of Ref. [396], the decay rate Γ_{1D} exceeded the qubit transition frequency. This opens up for experimental studies of the spin-boson model [502] in hitherto unexplored parameter regimes and a number of interesting theoretical predictions reviewed in Sec. 5.2.4 below.

By alternating coplanar-waveguide sections with different impedances, a recent experiment created a microwave photonic-crystal waveguide with a *photonic bandgap* and coupled a transmon strongly to the upper band [503]. Tuning the transmon transition frequency into the bandgap, a bound polariton state was observed. The bound state gives rise to a transmission peak inside the bandgap even though the photonic part of the polariton is exponentially localized around the transmon.

Increasing the number of atoms, two transmons have been coupled to an open 1D transmission line at a distance l_2 from each other [the setup in Fig. 9(f)] [504]. The relevant wavelength for interaction between the atoms via the transmission line is set by the transition frequencies of the atoms, which can be tuned to change l_2 in units of wavelengths. The experiment demonstrated distance-dependent exchange interaction between the atoms as well as collective decay (*super-* and *subradiance*). The latter was also studied recently with two transmons in a bad cavity [505], which is a setup somewhere in between waveguide QED and normal cavity QED.

A few experiments with superconducting circuits have explored the setup with a semi-infinite waveguide, i.e., a waveguide terminated by a mirror, shown in Fig. 9(c). An example without any artificial atom is the experimental demonstration of the dynamical Casimir effect, where a SQUID at the end of a transmission line was used to implement a rapidly tunable boundary condition (an effective moving mirror) [134]. Another example is the cross-Kerr photon-photon interaction discussed above, which was enhanced when the atom was placed at the end of a waveguide, only allowing the atom to emit in one direction instead of two [172]. In Refs. [340, 341, 506], a flux qubit placed in a resonator realized an effective three-level Λ system [see Fig. 9(b)], which was placed at the end of a transmission line. Engineering the two relaxation rates from the highest excited state $|c\rangle$ to be equal, an interference effect similar to that for a two-level atom in an open waveguide causes the system to fully absorb an incoming weak signal at ω_{ac} and down-convert it by only decaying to $|b\rangle$. As discussed further in Sec. 9.2, this can be used for single-photon detection by detecting when the system has switched to $|b\rangle$.

In the experiment of Ref. [173], a transmon qubit was placed at a distance from the end of a transmission line. Just as in Ref. [504] discussed above, the relevant measure of distance is in terms of the wavelength set by the atom transition frequency. It is vacuum fluctuations at this frequency that causes the atom to relax from its excited state. Due to the presence of the mirror, the atom can be placed at a node of these fluctuations, lowering the relaxation rate. By tuning the atom frequency, and thus the effective distance to the mirror, a decrease in the relaxation rate by one order of magnitude was observed, as shown in Fig. 11(a). Measuring the relaxation rate was then in turn used to measure the spectral density of the vacuum fluctuations, showing that at the node they are well

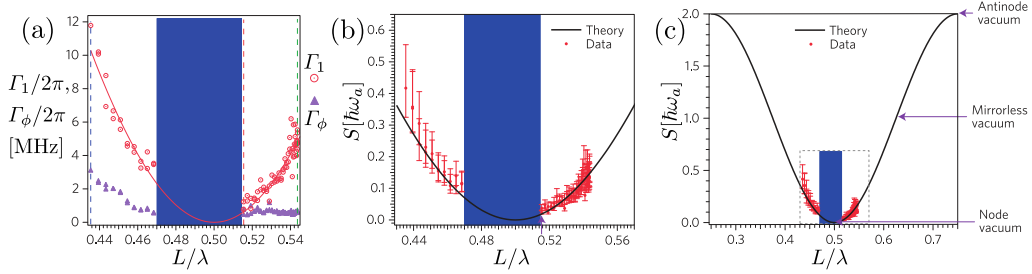


Figure 11: Measuring vacuum fluctuations with a superconducting artificial atom at a distance L from an effective mirror in a semi-infinite transmission line [173]. (a) Measured relaxation rate Γ_1 and pure dephasing rate Γ_ϕ for the atom as a function of L . Varying the atom transition frequency ω_a changes the distance to the mirror in terms of wavelengths $\lambda = 2\pi v/\omega_a$, where v is the wave velocity in the transmission line. Close to the node for the electromagnetic field, around $L = \lambda/2$, the rates are too weak to measure (shaded area). Note that the measured relaxation rate changes by around an order of magnitude. The solid line is theory. (b) Power spectral density S for the vacuum fluctuations of the electromagnetic field at ω in units of $\hbar\omega_a$, extracted from the measured relaxation rate. (c) Zoom out from (b) showing the theoretical predictions for a larger span of L , including antinodes for the field. For an open transition line (mirrorless vacuum), $S(\omega_a) = \hbar\omega_a$, with the right- and left-propagating modes contributing half a quantum each to the fluctuations (see Appendix A.3). Reprinted figure by permission from Macmillan Publishers Ltd: Nature Physics, I.-C. Hoi et al., *Nat. Phys.* **11**, 1045 (2015), copyright (2015).

below half a quantum [see Figs. 11(b) and 11(c)].

Finally, a recent experiment coupled a superconducting artificial atom (a transmon) not to propagating microwave photons, but to propagating *phonons* in the form of surface acoustic waves (SAWs) on a piezoelectric GaAs substrate [411]. In this version of 1D waveguide QED (or rather QAD, quantum *acoustodynamics*), the phonons propagate five orders of magnitude slower than the photons discussed so far, and since their frequency is still in the microwave range the wavelength is correspondingly shorter, on the order of $1\mu\text{m}$. This is significantly smaller than the size of the transmon, so the experiment realizes a “giant artificial atom” [165, 167], which couples to the waveguide at several points, wavelengths apart. The setup offers many interesting possibilities for waveguide QED experiments in new regimes [166], including ultra-strong coupling, and can potentially be used to interface with other artificial and natural atoms [168, 507] as well as optical light [171].

5.1.2. Other systems

The experimental realizations of waveguide QED not using superconducting circuits mainly follow two approaches, either coupling quantum dots to photonic crystal waveguides or coupling natural atoms to optical fibers, although there are more setups. In the seminal experiment of Ref. [487], quantum dots were coupled to surface plasmons in a nanowire, with around 60% of the emission from the dots going into this waveguide. The loss of the remaining emission to free space, i.e., a relatively large Γ_{nr} , is a problem which superconducting circuits do not suffer from, but it has proven a challenge to reduce it in other systems.

Theoretical studies have shown that quantum emitters can couple efficiently to waveguides for plasmons made from nanowires [508], graphene [509, 510], and carbon nan-

otubes [511], but later experiments with quantum dots and natural atoms have seen them coupled to photonic crystal waveguides instead [235, 512–517], where theory predicts that Γ_{nr} can be made small [518, 519]. Indeed, in Ref. [514] 98.4% of the quantum dot emission went into the waveguide. For an in-depth review of quantum dots coupled to photons in various configurations, see Ref. [520]; a review on various emitters coupled to propagating surface plasmons is given in Ref. [521].

Several experiments have coupled natural atoms, trapped and cooled, to optical fibers [522–529] or to resonators that are in turn coupled to fibers [278, 530]. These experiments also struggle to reduce Γ_{nr} . For a review on photon-photon interaction mediated by natural atoms, see Ref. [531].

Other experimental realizations of waveguide QED include dye molecules coupled to a waveguide for optical light made from an organic crystal [532], a gold nanoparticle coupled to a photonic waveguide made from a silica nanofiber [533], and an NV center coupled to a plasmonic groove waveguide [534].

Comparing with superconducting circuits, waveguide QED with other systems suffer from larger Γ_{nr} , although quantum dots have almost caught up in this respect. While superconducting circuits operate at microwave frequencies, most other systems work at optical frequencies, where, e.g., photon detection is easier to perform (see Sec. 9). We also note that recently several non-superconducting systems have realized *chiral* waveguides [235, 525, 533, 535] [see Fig. 9(d)] using spin-orbit interaction of the confined light [536–538]. Chiral waveguides should also be possible to implement with superconducting circuits, using circulators (see Sec. 3.2) in a setup like that of Fig. 28 in Sec. 9.2.

Going beyond pure 1D waveguide QED, we note that experiments have been performed earlier with trapped ions in free space interacting with focussed laser light. In this kind of setup, super- and subradiance has been observed from two trapped ions separated by a tunable distance [539] and a few experiments have investigated a trapped ion in front of a mirror [540–543], showing that the distance to the mirror affects both the relaxation rate and the Lamb shift [544] of the ion due to interference with the ion’s mirror image. While the Lamb shift of a superconducting qubit in a resonator has been measured [366], it remains to be done in a waveguide.

5.2. Theory

The experimental progress in waveguide QED, both with superconducting circuits and in other systems, has inspired a wealth of theoretical work in the field. Below, we review this rapidly growing body of literature, dividing the work mainly into open and semi-infinite waveguides, which couple to one, two, or many atoms. We also consider chiral waveguides, coupling to cavities containing atoms, and ultrastrong coupling. However, a detailed account of analytical and numerical tools such as (continuous) matrix product states [545–550], formalisms for cascaded quantum systems [551–558], Fock state input to open quantum systems [559–562], etc., is beyond the scope of this review. For some overview, see, e.g., Refs. [558, 563] and the introductions of Refs. [564–566].

The continuum of modes in the 1D waveguide, which sometimes is modeled as a chain of coupled cavities for analytical and numerical convenience [273, 274, 282, 567–584], can be viewed as a bath for the atom(s) coupling to the waveguide, thus realizing the well-studied *spin-boson model* [502] and making it possible to derive a master equation for the atom(s) [553]. However, much of the work in the field of waveguide QED is more concerned with effects on the photons propagating in the waveguide.

5.2.1. Open waveguide

Theoretical work on 1D waveguides coupled to atoms really took off in the middle of the 2000s', but there are some earlier works that either eliminated cavities from cavity QED or took the step from 3D to 1D. Transmission in the “bad-cavity” limit for a cavity QED setup with a single atom was studied [585–587] and Kimble coined the term “one-dimensional atom” for such systems [587]. There were also papers on 1D waveguides with periodic scattering potentials [588] or coupling to harmonic oscillators [589, 590].

One atom. The simplest waveguide QED system consists of a single atom coupled to the waveguide, where some of the earliest efforts are Refs. [272, 591–593]. Most papers on the subject so far are concerned with two-level atoms [167, 211, 257, 272–274, 564, 568, 569, 571, 573, 574, 577, 580, 583, 584, 591–618], but atoms with three levels [78, 257, 282, 575, 578, 605, 619–628] and more [79, 165, 623, 629, 630] have also been studied. The question usually asked is how the atom affects the transport of photons, either in Fock states with one [78, 79, 167, 272–274, 568, 572, 575, 580, 583, 584, 592–594, 597, 598, 601, 603, 607, 609, 610, 617, 619, 623, 629, 630], two [167, 564, 568, 571–574, 580, 583, 593–596, 598, 601, 607, 614, 620, 623, 628–631], or many [565, 568, 597, 598, 618, 623] excitations, or in coherent states [136, 592, 598, 604, 608, 613, 615, 616, 623, 625].

For the case of a single photon, one can also ask how well it can excite the atom [571, 600, 602]. It turns out that the atom can be *perfectly excited*, provided that the photon wavepacket shape is a rising exponential, which is the time-reverse of decay from the atom [600, 602]. If the atom-waveguide coupling can be modulated, a photon of arbitrary shape can be perfectly absorbed [617]. A related problem is stimulated emission from an excited atom induced by a single photon [606, 632]. The probabilities of the two outgoing photons traveling in the same or opposite directions depends on the wavepacket shape of the incoming photon [632]. Other aspects of single-photon transport that have been studied include the effect of the waveguide dispersion relation [273, 572, 584] and of rapidly modulating the atom frequency [274].

For a single photon it does not matter if the system in the waveguide is a two-level atom or a harmonic oscillator, since only one transition is involved, but for two or more photons a single atom can be saturated and thus mediate an *effective photon-photon interaction*. A clear signature of the atom-induced nonlinearity in the multi-photon transport is provided by the second-order correlation function $g^{(2)}(\tau)$ [257, 566, 574, 593, 598, 604, 612, 623, 625–627], which, as we saw above in Sec. 5.1.1, has also been studied in experiments with superconducting circuits. A single photon on resonance with the atom will be perfectly reflected, but it will also saturate the atom such that any additional photons arriving at the same time are transmitted; this causes the reflected light to become anti-bunched while the transmitted light becomes bunched. Another effect of this saturation is that a two-level atom in an open waveguide cannot be a perfect analog of a beam-splitter [211, 573, 614]; the Hong-Ou-Mandel effect [633], where two photons arriving from opposite directions (opposite input ports) always end up traveling in the same direction, is not perfectly reproduced.

Driving a three-level atom can give rise to electromagnetically induced transparency (EIT), affecting photon transport [575, 619, 620, 626, 629, 630], as discussed further in Sec. 6.1, or to single-photon frequency conversion [79, 578]. A single photon can also be used to switch the state of a three-level atom, thereby determining whether a subsequently arriving photon will be reflected or transmitted, i.e., realizing a *single-*

photon transistor [257, 619]. Actually, the transmission of a single photon via a multi-level atom can both enhance (photon-induced tunneling) and decrease (photon blockade) the transmission of a following photon [623, 629]. Driving one transition in a three-level atom can regulate single-photon transport, implementing a *single-photon router* [276, 282].

If two photons scatter off separate transitions in a Ξ -type three-level atom, one of them will get a π phase shift if they are both reflected [621]. Similarly, the arrival of a single photon resonant with the first transition can give rise to a large phase shift for a coherent probe resonant with the second transition [172, 624], but this is not enough to enable detection of the single photon (measuring the shift of the probe) [624].

A single atom could couple to the waveguide at several points, forming a “giant atom” [165]. Interference between these coupling points give rise to a frequency-dependent relaxation rate, which can markedly alter system properties [634–636]. If the travel time between the coupling points becomes comparable to or large than the timescale set by the coupling strength, new effects occur, such as polynomial decay, additional single-photon reflection peaks beside the one at the atomic transition frequency, and switching of $g^{(2)}(\tau)$ between anti-bunching and bunching [167].

Other work with a single atom in an open waveguide include using the atom as a single-photon source [136, 629], considering the effect of transversal modes (quasi-1D) [609, 610], looking at full counting statistics for scattered coherent light [615], and considering entanglement generated between photons scattered off the atom [564, 614, 615]. Recently, methods have been developed for investigating *non-Markovian* regimes with time delays and feedback [557, 566, 612, 637]. There are also some general results for an arbitrary quantum system coupled to the waveguide [566, 595, 631, 637].

Two atoms. Introducing a second atom into the open waveguide allows for atom-atom interaction and more complicated photon scattering processes. Just as for a single atom, most studies consider two-level atoms [566, 567, 599, 612, 638–663], but there are some results for atoms with three [627, 664] and more levels [656, 665]. Single-photon [567, 612, 645–647, 649, 651, 654, 657–659] and two-photon [649, 654, 659, 662] transport, as well as scattering of coherent light [612, 641, 644, 653, 656], has been studied, often by calculating $g^{(2)}(\tau)$ [612, 627, 644, 653, 654, 662], but there is also much interest in how the interaction of the two atoms affects their decay [599, 638–640, 642, 643, 652, 656, 658, 661, 663] and Lamb shifts [599, 638, 642].

Early work on two atoms in 3D free space include Refs. [638–641] (a review on two-atom systems can be found in Ref. [666]), where relaxation, Lamb shifts and exchange interactions for the atoms were investigated. For N identical atoms, placed at positions x_n in an open waveguide, one can derive the Markovian master equation (assuming negligible travel time between the atoms) [667, 668]

$$\begin{aligned} \dot{\rho} = & -i \left[H_{\text{atoms}} + \frac{\Gamma}{2} \sum_{n,m}^N \sin(k|x_n - x_m|) \sigma_+^{(n)} \sigma_-^{(m)}, \rho \right] \\ & + \Gamma \sum_{n,m}^N \cos(k|x_n - x_m|) \left(\sigma_-^{(n)} \rho \sigma_+^{(m)} - \frac{1}{2} \left\{ \sigma_+^{(m)} \sigma_-^{(n)}, \rho \right\} \right), \end{aligned} \quad (23)$$

where $\Gamma = \Gamma_L + \Gamma_R$ is the total relaxation rate for a single atom coupled to the waveguide

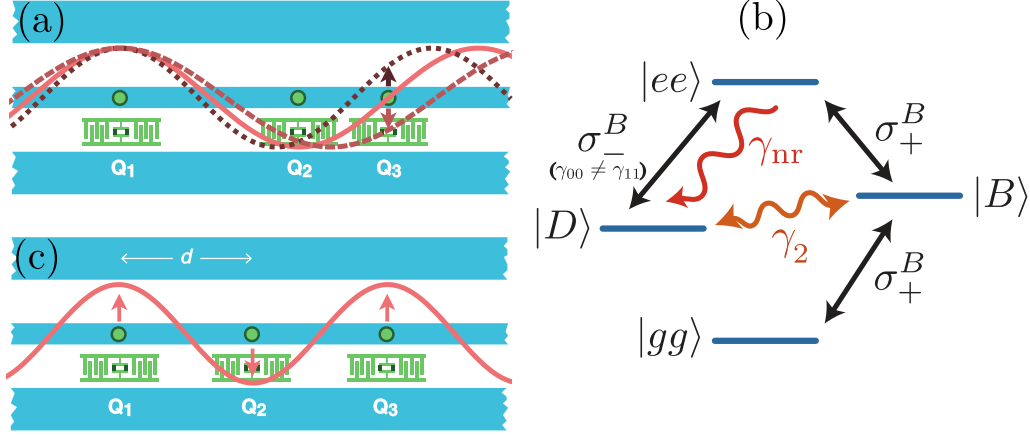


Figure 12: Interference effects for two atoms in an open waveguide [656]. (a) The identical artificial atoms Q_1 and Q_2 are separated by a distance $d = \lambda_0/2$, where λ_0 is the wavelength of a photonic drive (solid line) on resonance with the atoms. The drive is only able to excite antisymmetric superpositions of the atoms. Conversely, only the antisymmetric superposition $|B\rangle = \frac{|ge\rangle - |eg\rangle}{\sqrt{2}}$ (the bright state) can decay into the waveguide, while the symmetric superposition $|D\rangle = \frac{|ge\rangle + |eg\rangle}{\sqrt{2}}$ (the dark state) is protected from decay. The decay rate of $|B\rangle$ is 2Γ , which is termed superradiance since it exceeds the decay rate Γ for an excitation in a single atom. The decay rate of $|D\rangle$ is 0, which is referred to as subradiance. If the two atoms are instead Q_1 and Q_3 , separated by a distance $d = \lambda_0$, the bright and dark states become $|B\rangle = \frac{|ge\rangle + |eg\rangle}{\sqrt{2}}$ and $|D\rangle = \frac{|ge\rangle - |eg\rangle}{\sqrt{2}}$, respectively. (b) Level structure for two atoms with bright and dark states. A dressed raising operator σ^B_+ can be defined by diagonalizing the dissipation term in Eq. (23). The dark state $|D\rangle$ can be populated if the atoms are not identical, if there is decay to other reservoirs except the waveguide, or if there is dephasing γ_2 . (c) The exchange interaction is found by integrating over all the continuous modes in the waveguide except at the atomic transition frequency. The expression being integrated is proportional to $1/\delta$, where δ is the detuning between the mode frequency and the atoms. In the figure, Q_1 and Q_3 are separated by $3\lambda_0/4$. The two modes shown as dashed lines will then have different signs at Q_3 , but their detunings will also have different signs. These double sign differences cancel, making all modes contribute constructively to the exchange interaction, which reaches its maximum here. On the other hand, Q_1 and Q_2 are separated by $\lambda_0/2$, such that the two modes have the same sign here. However, their detunings still differ in sign and their contributions cancel, making the exchange interaction zero for this interatomic separation. Reprinted figure with permission from K. Lalumière et al., *Phys. Rev. A* **88**, 043806 (2013). © 2013 American Physical Society.

(we neglect relaxation to other environments, Γ_{nr}), H_{atoms} is the Hamiltonian for the individual atoms (with Lamb shift included), $\sigma_+^{(n)}$ ($\sigma_-^{(n)}$) is the raising (lowering) operator for atom n , and k is the wavenumber for photons resonant with the atoms. The second term in the commutator is an exchange interaction between the atoms, mediated by virtual photons in the waveguide. The last term is the decay of the atoms, which contains collective parts. These effects, including their dependence on the interatomic distance and their connection to dark and bright states, are explained further in Fig. 12. Non-Markovian effects, which arise when the travel time between the atoms is no longer negligible and require modifications of Eq. (23), have become an increasingly popular topic in the last few years [566, 612, 640, 644, 653, 655, 661, 662]. Some studies have also considered lossy waveguides [599, 647, 648, 669].

The distance-dependent interaction between the two atoms makes it relevant to study how they can be entangled by external drives [647, 648, 650, 653, 655, 659] or by relaxation [663]; it can also be used for a phase gate between the atoms [599] or photon blockade [654]. Other photonic transport properties studied include EIT [651, 664], special (anti)bunching features [612], and the possibility of creating molecular-like potentials for photons [664]. Also, two atoms coupled to a transmission line may experience a large Casimir force [665]. Finally, since a single atom can perfectly reflect a single photon on resonance, two atoms can form a sort of *effective cavity* in the waveguide [567, 644, 657, 660], which could be used for photon rectification, i.e., as a *diode* [660].

Many atoms. Increasing the number of atoms in the waveguide above two, the result is mostly various generalizations of phenomena already seen in some form with two atoms, though some important novelties arise. As before, most studies have focussed on two-level atoms [255, 581, 582, 612, 667–696], but there are results for systems with three [256, 279, 624, 684, 685, 697, 698] and more levels [656, 678, 699, 700]. Transport of one [612, 673, 677, 687, 689, 692], two [279, 677, 683, 689, 700], and more photons [581, 672, 684, 700], as well as coherent light [612, 695, 696], has been studied, usually including calculations of $g^{(2)}(\tau)$ [612, 677, 683, 695, 700], but makes up a smaller part of the total body of work than for one and two atoms. While most studies of two or more atoms consider the case where the atoms are identical, Ref. [692] treats the case of nonidentical atoms.

Just as for two atoms, early work with many atoms in 3D free space [667, 670, 671], as well as some later 1D work [678, 686], was mainly concerned with relaxation, Lamb shifts and exchange interaction for the atoms along the lines of Eq. (23). Later, the spontaneous emission of a single excited atom among many others [673], and non-Markovian effects [683, 684, 691], have also been studied. Topics related to the interaction between the atoms are decoherence-free subspaces [669], multiphoton generation [698], as well as the use of photonic drives to generate entanglement [255, 678, 693, 694] and dark states [255, 668, 679].

With many atoms, the effective cavity formed by two atoms mentioned in the previous section can be extended to contain a single atom, either by using just two surrounding atoms as mirrors [685], or by using two surrounding ensembles of atoms to form Bragg mirrors [675, 691]. The Rabi-oscillation period in such a Bragg-mirror cavity is set by the cavity length, the number of atoms in the Bragg mirrors, and the strength with which these couple to the waveguide [691]. The setup with single-atom mirrors could potentially be used for (destructive) single-photon detection, by increasing the probability of the

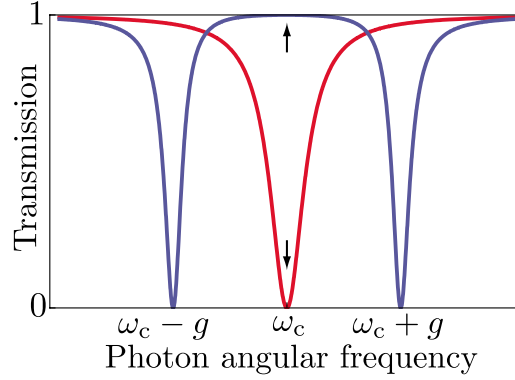


Figure 13: Single-photon transmission in a waveguide with a side-coupled cavity containing a single two-level atom [701]. The atom can either be far detuned from the cavity frequency ω_c (red curve) or on resonance with the cavity (blue curve). In the first case, many photons can be reflected at ω_c . In the second case, single photons will be reflected at $\omega_c \pm g$ (g is the coupling strength in the Jaynes–Cummings Hamiltonian), which correspond to the transition frequencies for the dressed states formed by the cavity and the atom. As indicated by the arrows in the figure, the cavity can be switched from full transmission to full reflection by tuning the atom transition frequency. Reprinted figure with permission from J.-T. Shen et al., *Phys. Rev. A* **79**, 23837 (2009). © 2009 American Physical Society.

intra-cavity Λ atom to absorb an incoming photon [685]. Nondestructive photon detection can also be achieved by accumulating a cross-Kerr phase shift for a coherent probe beam passing several Ξ atoms together with the single photon [256], but circulators are needed to make the propagation unidirectional; in an open transmission line reflections will prevent a large enough phase shift from accumulating [624] (see Sec. 9.2 for details).

Other applications with many atoms in the open waveguide include quantum memory [697], a single-photon switch for single-photon transport [279], nonreciprocal photon transport [677], a CPHASE gate between photons propagating in two transmission lines interacting via pairs of coupled atoms [688], and the formation of a quantum metamaterial [674, 676, 681] (see Sec. 10.3).

Cavities with atoms. A cavity with atoms can either be side-coupled [285, 600, 628, 701–707] to the waveguide, as in Fig. 9(e), or directly coupled [273, 701, 704, 708], i.e., interrupting the waveguide. Most studies of such systems consider the simplest setup with a single atom in the cavity [273, 285, 600, 628, 701, 702, 704–708], but two atoms in two separate cavities have also been investigated [709], as well as a nonlinear cavity without any atoms [703] and optomechanical cavities [710]. The atoms usually have two levels [273, 600, 701, 702, 704, 705, 707–709], but three [706] and more [285, 628] levels have also been considered.

Most of these works study single-photon [273, 285, 600, 628, 701, 702, 706, 707], two-photon [628, 703, 704, 706, 707], or coherent-light transport [705, 708], sometimes calculating $g^{(2)}(\tau)$ [704, 707]. Note that, unlike the atoms in the open waveguide, the cavity can absorb several photons. However, the cavity+atom system can form dressed states (see Sec. 4.2.1) that give rise to several transmission/reflection peaks and nonlinear behavior, as shown in Fig. 13. Other topics studied include the optimal wavepacket shape of an incoming photon for excitation of the atom in the cavity [600].

5.2.2. Semi-infinite waveguides

Terminating the waveguide by a mirror as in Fig. 9(c), sometimes referred to as a “half-cavity”, introduces a number of new features compared to the open-waveguide case. Photons can now bounce off the mirror and return to atoms they interacted with previously, giving rise to *interference effects*. Placing the atom(s) at the mirror is equivalent to having an open, unidirectional waveguide, and can therefore be used for some setups discussed in Sec. 5.2.3 below.

Even without any atoms, the semi-infinite waveguide hosts interesting physics in the form of the dynamical Casimir effect if the mirror can be moved rapidly, which can be realized for superconducting circuits [131–133] (see Sec. 2.7; other relativistic effects could potentially also be modeled with SQUIDS in waveguides [135]). Recently, a setup with two semi-infinite waveguides connected through a parametric coupling has also been studied [711]. However, most of the work in the field concerns a single atom placed at some distance from the mirror. Usually, the atom is a two-level system [136, 165, 566, 605, 625, 684, 712–725], but atoms with three [605, 622, 627, 726, 727] and more levels [712, 728–730] have also been studied.

The first studies of an atom in front of a mirror were done for the 3D [712, 728] and quasi-1D [713, 726] cases (recently the quasi-1D setup with a rectangular waveguide has also been investigated [725]). Here, and also in several later 1D studies, the focus was on the modification of the atom relaxation rate [165, 566, 713, 717, 719, 721–724, 726, 728] and Lamb shift [165, 566, 712, 713, 719, 728] due to the presence of the mirror. In fact, the situation is rather similar to the case of two atoms in an open waveguide discussed above, since the atom can be thought of as interacting with its mirror image. The result is a relaxation rate $\Gamma(1 + \cos \phi)$ and a shift of the transition frequency by $\frac{\Gamma}{2} \sin \phi$, where ϕ is the phase acquired by a photon traveling from the atom to the mirror and back. If the round-trip travel time is not negligible, the system becomes non-Markovian [566, 713, 717, 722–724] and the atom can exhibit revivals. A comparison between the open and semi-infinite waveguide cases, including both Markovian and non-Markovian regimes, is shown in Fig. 14. The picture can be complicated further by adding mirror oscillations, which give rise to sideband photons [717].

The relaxation rate of the atom can be *tuned*, either by changing the atom transition frequency or by moving the mirror. This could be used to create a quantum memory, using a high, possibly time-dependent, coupling to absorb an incoming photon and then trap it by turning off the relaxation [721]. Optimization of photon absorption has been studied further [718, 727] (it could be used for photon detection if the atom has a Λ structure [605, 727]), and so has optimization of stimulated emission [720], which could be used for photon cloning [622].

Similar to two atoms in an open waveguide, a single atom in front of a mirror can form an effective cavity for a single photon [716]. The atom can also be used for single-photon generation [136], to entangle photons [684] or to squeeze them [715]. Four-level atoms can be used to implement a photonic phase gate [729] or various two-qubit gates between an atom and a photon [730].

With two atoms in front of the mirror, a photon can perform a controlled-Z gate between them [731]. If the two atoms are placed in front of separate mirrors, they can be used to sort photon numbers [605]. Recently, methods have also been developed to study many atoms in front of a mirror, which allow for, e.g., $g^{(2)}(\tau)$ calculations and

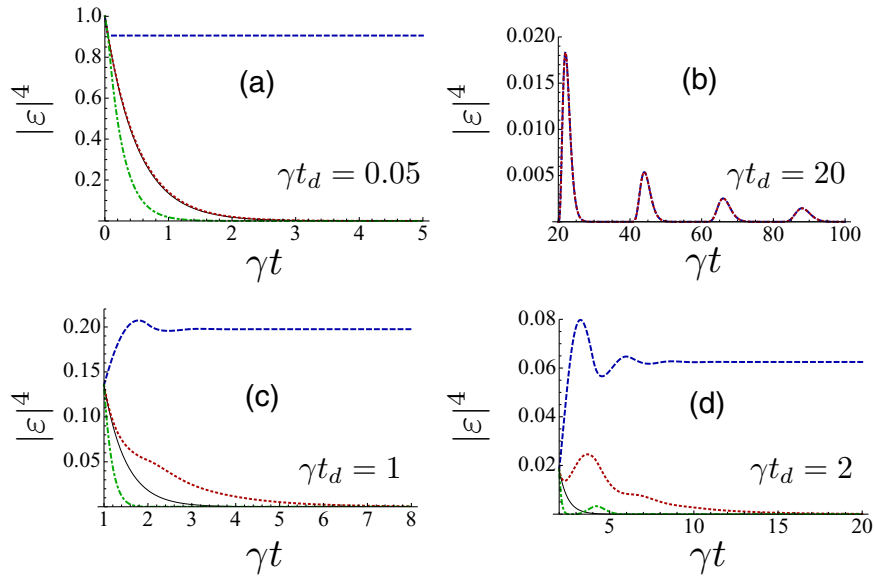


Figure 14: Excitation amplitude $\varepsilon(t)$ as a function of time for an atom in front of a mirror in (a) the Markovian regime, (b) the strongly non-Markovian regime and (c), (d) the crossover between Markovian and non-Markovian regimes (γ is the atomic linewidth and t_d the round-trip travel time) [724]. All plots show the cases $\phi = 0$ (blue dashed line), $\phi = \pi/2$ (red dotted line), $\phi = \pi$ (green dot-dashed line), and, for comparison, the result for an open waveguide (black solid line). In (b)-(d), the plots start from t_d ; at previous times the behavior is identical to that in (a). Note the ϕ dependence on the relaxation rate in (a) and the revivals of the atomic population in (b). Reprinted figure with permission from T. Tufarelli et al., *Phys. Rev. A* **90**, 12113 (2014). © 2014 American Physical Society.

exploration of the non-Markovian regime [683, 684]. There is also an example where a cavity with an atom inside is placed in front of the mirror [722].

5.2.3. Chiral waveguides

Chiral waveguides, where, as shown in Fig. 9(d), the relaxation rates to left- and right-moving photons differ, have only started to attract attention in the last decade. There are now a few studies on single [78, 261, 601, 732–734], two [657], and multiple [255, 256, 668, 679, 693, 694, 735–737] atoms in a chiral waveguide, considering atoms with two [255, 601, 657, 668, 679, 693, 694, 732, 733, 736, 737], three [78, 256, 261, 734], and more [735] levels. For recent reviews of chiral quantum optics and spin-orbit interactions of light, see Refs. [537, 538, 738].

An important feature of the chiral waveguide is that the *asymmetry* in the relaxation rates destroys the interference that gave rise to perfect single-photon reflection with a single atom in an open waveguide. With this in mind, transport of one [78, 261, 601, 657, 732, 733, 736], two [261, 601, 732, 736], and more [735] photons has been studied anew, suggesting applications like a photon diode [261, 732], a single-photon router [261], a single-photon transistor [261] and a single-photon-transmission switch [657]. In the limit of unidirectional relaxation, which for a single atom is equivalent to placing the atom at the end of a semi-infinite waveguide, the interference that led to single-photon reflection in the open waveguide can be harnessed in a different way if the atom is of the Λ type with equal relaxation rates from the upper level. Then, a photon exciting one of the transitions will always relax via the other transition, which can be used for frequency conversion [78].

Other applications with multiple atoms in a chiral waveguide are the generation of dark and entangled states [255, 668, 679, 693, 694, 737] (a dark state can also form with a single V -type atom in front of a mirror [734]) and photon detection [256]. Recently, non-Markovian effects for multiple atoms have been studied in detail [737]. Some possible implementations of chiral waveguides are superconducting waveguides with circulators [255, 256] and systems with spin-orbit coupling of evanescent light [536–538] (see also Sec. 5.1.2).

5.2.4. Ultrastrong coupling

Superconducting artificial atoms can not only couple ultrastrongly to cavities [307, 404, 407, 409], as discussed in Sec. 4.3, but also to an open waveguide [404, 576, 739], as recently demonstrated in an experiment [396]. A few studies have explored this setting for one [576, 579, 616, 739–743], two [741], and many [581] two-level atoms, looking at both single- [576, 579, 739–741], multi-photon [581], and coherent-state [616, 739] transport. One interesting result is that a single incoming photon interacting with a single two-level atom can now be converted to another frequency [579, 740].

In the USC regime with a cavity, the rotating-wave approximation can no longer be used and the ground state contains virtual photons. In the open waveguide case, there are also virtual photons in the ground state, but these are now present in a continuum of modes [576]. Furthermore, at strong enough coupling, the Markov approximation breaks down [576]. Other new phenomena in this regime include a modified Lamb shift [579, 741], a decrease in the spontaneous emission rate as the coupling increases [741], spontaneous emission in the form of Schrödinger-cat states [743], and a modified distance dependence

for waveguide-mediated atom-atom interaction [581]. There is also a close connection to Kondo physics [739, 740, 742].

6. Quantum optics and atomic physics on a superconducting chip

Many phenomena in quantum optics and atomic physics have been demonstrated in the microwave domain using circuit-QED systems. In this section, we review some of these experimental achievements. We first discuss Autler–Townes splitting, the Mollow triplet, and electromagnetically induced transparency in Sec. 6.1 and then cover topics such as sideband transitions (Sec. 6.2), various multiphoton processes (Sec. 6.3), lasing (Sec. 6.4), squeezing (Sec. 6.5), photon blockade (Sec. 6.6), and quantum jumps (Sec. 6.7). We focus on explaining the basic mechanisms of these phenomena and their experimental realizations in SQCs. The treatment in this section is not exhaustive. As shown in Table 5 and the table of contents, quantum-optics and atomic-physics experiments with microwaves are discussed in many sections of this review.

6.1. Mollow triplet, Autler–Townes splitting, and electromagnetically induced transparency

One of the simplest quantum-optics experiments is to coherently drive a single atom. In the case where the atom only has two levels and the drive is resonant (the drive frequency ω_d equals the atomic transition frequency ω_q) we know from Sec. 4.2.2 that a Jaynes–Cummings ladder will form. The pairs of states in the ladder are separated by splittings $\Omega_R = 2g\sqrt{n}$, where g is the coupling between the atom and the drive field and n is the number of drive photons. If the drive is strong enough, $\sqrt{n} \approx \sqrt{n+1}$ and the splittings become uniform. As shown in Fig. 15(b), this leads to a situation where transitions can occur at three different frequencies: ω_q and $\omega_q \pm \Omega_R$. If the splitting Ω_R is larger than the atom linewidth, three lines at these frequencies can be seen in the resonance-fluorescence spectrum of the atom, as shown in Fig. 15(c). This is the well-known *Mollow triplet* [488].

In superconducting circuits, the Mollow triplet was first observed using a transmon qubit in a resonator [490]. Shortly thereafter, the Mollow triplet was also demonstrated in the resonance fluorescence from a flux qubit in an open 1D transmission line [118]. In a subsequent work [489], the same setup was used to investigate the dynamics of both coherent and incoherent emission in resonance fluorescence. Other SQC experiments studying resonance fluorescence have demonstrated nonclassical effects like photon antibunching [192] and quantum features characteristic of weak values in the interference between past and future quantum states [756]. Recently, resonance fluorescence in a squeezed vacuum was observed using a transmon qubit [757].

Closely related to the Mollow triplet is *Autler–Townes splitting* (ATS) [499, 758], also known as the ac Stark effect. In both cases, an atomic transition is strongly driven. However, the ATS refers to the splitting of a different atomic transition in a multilevel atom due to this driving, as shown in Figs. 15(d)–(f). In that illustration, the drive is on the $|g\rangle \leftrightarrow |e\rangle$ transition in a three-level atom, which leads to a probe field of frequency ω_p seeing a split of the $|e\rangle \leftrightarrow |f\rangle$ transition, whose resonance frequency changes from ω_f to $\omega_f \pm \Omega'_R/2$. Since a weak probe resonant with an atomic transition is strongly absorbed by the atom, the ATS can turn off such absorption by changing the resonance frequency of the transition.

| Phenomena | References |
|--|---|
| Autler–Townes splitting | Secs. 5.1.1 and 6.1 |
| Bell, GHZ and W states | Sec. 10.2.1 |
| Correlated-emission lasing | Sec. 2.5 |
| Dressed states | Sec. 4.2.2 |
| Electromagnetically induced transparency | Sec. 6.1 |
| Even and odd coherent states | Sec. 8.2.2 |
| Landau–Zener transitions | Sec. 6.3 |
| Lasing with and without population inversion | Sec. 6.4 |
| Microwave entangled states | Sec. 8.2.3 |
| Microwave quantum state engineering | Secs. 8.2.1 , 8.2.2 , 9.1 , and 9.4 |
| Nonlinear optics | Sec. 7 |
| Photon blockade | Sec. 6.6 |
| Photon generation | Sec. 8.2 |
| Quantum contextuality | Refs. [744 , 745] |
| Quantum jumps | Sec. 6.7 |
| Quantum nondemolition (QND) measurements | Secs. 2.6 and Sec. 9.1 |
| Quantum Zeno effect | Refs. [274 , 361 , 482 , 483 , 746–754] |
| Rapid adiabatic passage and STIRAP | Secs. 8.1 and 8.2.2 |
| Reconstruction of microwave quantum states | Secs. 6.5 , 9.3 , and 9.4 , Ref. [755] |
| Resonance fluorescence | Sec. 6.3 |
| Sideband transitions | Sec. 6.2 |
| Squeezing and squeezed states | Sec. 6.5 |
| Ultrastrong light-matter coupling | Sec. 4.3 |

Table 5: A summary of phenomena from atomic physics and quantum optics that have been experimentally realized in circuit-QED systems. Most of these experiments are reviewed in the present section, but, as shown in the table, others are discussed in other parts of the review.

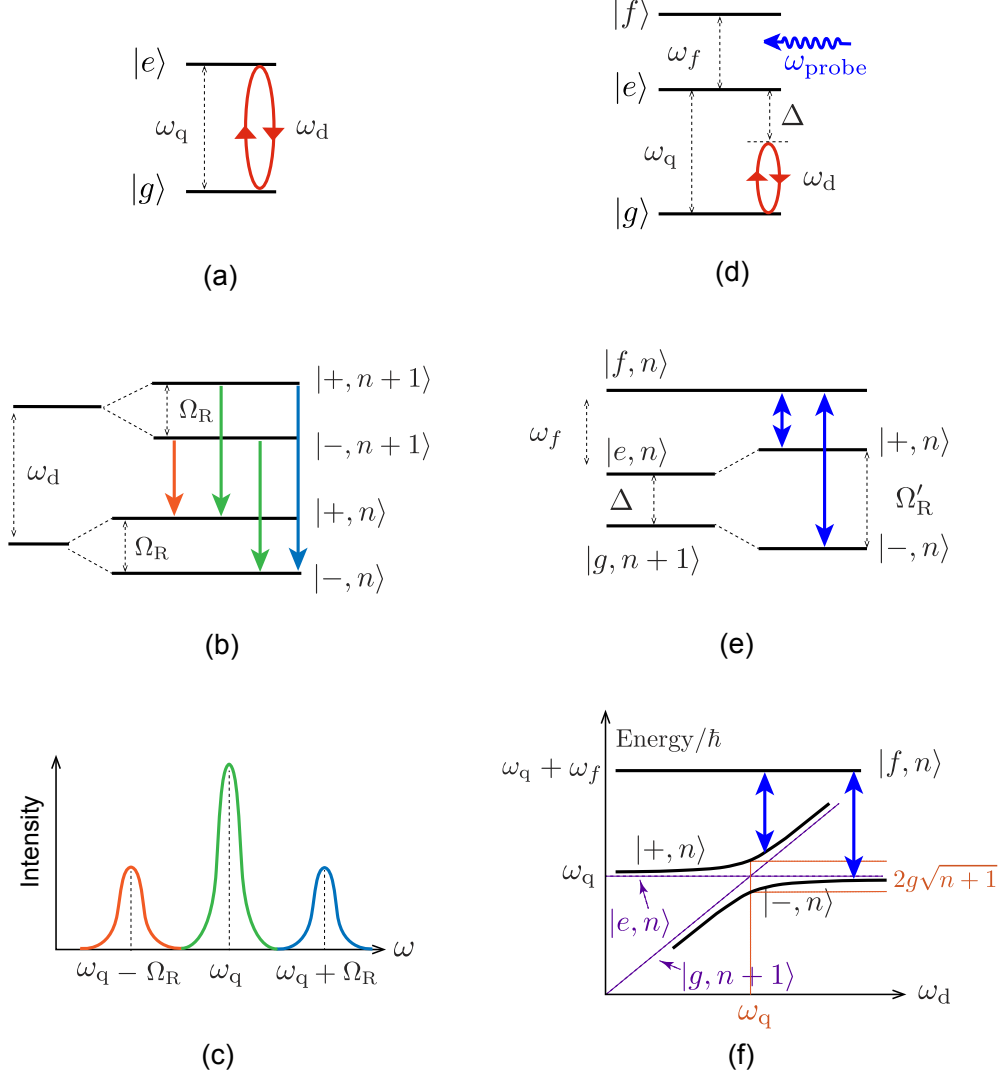


Figure 15: Mollow triplet (a, b, c) and Autler–Townes doublet (d, e, f). (a) To create the Mollow triplet, a two-level atom is driven resonantly (red arrows, drive frequency ω_d equal to the transition frequency ω_q). (b) The strong drive dresses the states of the atom, creating four possible transitions (at three different transition frequencies) between two adjacent doublets $|\pm, n+1\rangle$ and $|\pm, n\rangle$ in the dressed-states basis. (c) These transitions give rise to the Mollow triplet in the spectrum of the resonance fluorescence from the atom. (d) In one incarnation of the ATS, the transition $|e\rangle \leftrightarrow |g\rangle$ in a three-level atom is driven by a strong field at frequency ω_d , with detuning $\Delta = \omega_q - \omega_d$. A weak field probes the $|e\rangle \leftrightarrow |f\rangle$ transition. (e) In the dressed-states basis, the $|e\rangle \leftrightarrow |f\rangle$ transition splits into two, indicated by blue arrows. The new transitions are separated by $\Omega'_R = \sqrt{\Omega_R^2 + \Delta^2}$. (f) The energies of the dressed states change with the frequency of the strong driving field ω_d . The uncoupled states (dashed lines) cross at $\omega_d = \omega_q$. An anticrossing is formed by the dressed states $|+, n\rangle$ and $|-, n\rangle$; the minimum splitting is a measure of the coupling strength.

The reduced absorption of a weak probe due to a strong drive in the ATS resembles *electromagnetically induced transparency* (EIT) [759–762]. Also in EIT, strong absorption of a resonant weak probe field by a three-level atom is switched off by driving the atom. EIT has many potential applications in nonlinear optics, e.g., cross-phase modulation, coherent population transfer, lasing without inversion, slowing light, and light storage [761–763]. In conventional EIT, there is only one transparency window for the probe, but recent studies in optomechanical systems have shown that multiple transparency windows can exist [764].

While both ATS and EIT can give rise to a dip in the absorption spectrum of a weak probe field, the origin of this dip is different in the two cases [765, 766], as we will explain in more detail in Sec. 6.1.1 below. In the ATS case, the drive is strong enough to shift the transition frequency. In the EIT case, the drive is not very strong and the dip is instead mainly due to *Fano interference* [762, 767, 768], where destructive interference between different excitation pathways leads to partial or complete reduction of the absorption. The drive strength has a threshold value, determined by the decay rates of the three-level atom, that distinguishes EIT from ATS. To determine whether an experimentally observed absorption dip is due to EIT or ATS, the so-called Akaike information criterion can be applied [766]. In this way, it has been shown that EIT thought to have been observed using a flux qubit [275] actually was ATS [766]. Experiments in other systems, such as cold atoms [769] and whispering-gallery-mode resonators [770], have demonstrated the transition from EIT to ATS by varying the drive strength.

The configuration of the three-level atom interacting with the probe and drive fields also affects whether ATS and EIT can occur [765, 771]. Although the four different types of three-level atoms (Λ , Ξ , V , and Δ , shown in Fig. 16) offer many ways to apply the drive and the probe to different transitions, it has been shown that, for natural atoms, cancellation of absorption solely due to Fano interference is only possible for Λ [Fig. 16(a)] and upper-driven Ξ [Fig. 16(b)] atoms [771]. However, as discussed in Sec. 2.5, three-level SQCs can be in a Δ configuration [Fig. 16(d)]. In that configuration, the response can be engineered by varying the strength of the driving field [76] and the transparency window can be sandwiched between the absorption and amplification bands [73].

6.1.1. ATS versus EIT: the details

To clarify the physics governing ATS and EIT, we analyze a driven Λ system in the setup shown in Fig. 16(a). An analysis of other setups can be found in Ref. [765]. In the interaction picture, we can write the Hamiltonian of the driven Λ system as [762]

$$H = -\frac{1}{2} (\Omega_p |3\rangle\langle 1| e^{i\Delta_1 t} + \Omega_d |3\rangle\langle 2| e^{i\Delta_2 t} + \text{H.c.}), \quad (24)$$

where the Rabi frequency Ω_p (Ω_d) describes the strength of the probe (drive), and $\Delta_1 = \omega_{31} - \omega_p$ ($\Delta_2 = \omega_{32} - \omega_d$) is the detuning of the probe (drive) from the $|1\rangle \leftrightarrow |3\rangle$ ($|2\rangle \leftrightarrow |3\rangle$) transition. By applying the transformation $U = |2\rangle\langle 2| \exp[-i(\Delta_1 - \Delta_2)t] + |3\rangle\langle 3| \exp(-i\Delta_1 t)$, the Hamiltonian in Eq. (24) can be rewritten as

$$\tilde{H} = -\frac{1}{2} \begin{bmatrix} 0 & 0 & \Omega_p \\ 0 & -2\delta & \Omega_d \\ \Omega_p & \Omega_d & -2\Delta \end{bmatrix}, \quad (25)$$

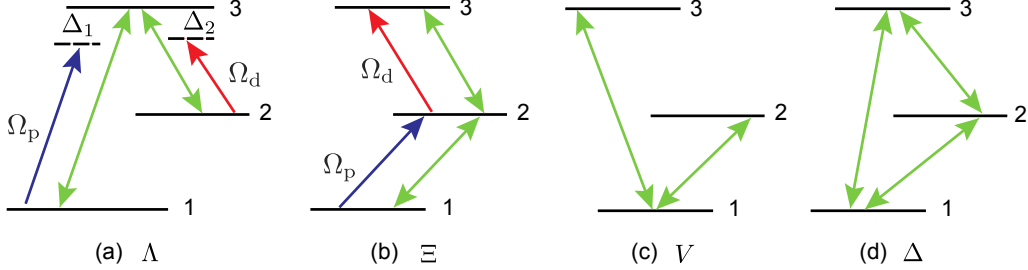


Figure 16: Configurations of three-level systems. Green arrows indicate the allowed transitions in each configuration. As shown in Sec. 2.5, natural three-level atoms can only have the (a) Λ , (b) Ξ , and (c) V configurations, but artificial atoms can be designed also in the (d) Δ configuration. (a) The setup analyzed in more detail in Sec. 6.1.1. The Λ atom interacts with a probe field (red arrow) of strength (Rabi frequency) Ω_p and detuning Δ_1 from the $|1\rangle \leftrightarrow |3\rangle$ transition and a drive field (blue arrow) of strength Ω_d and detuning Δ_2 from the $|2\rangle \leftrightarrow |3\rangle$ transition. (b) Driving the upper transition of a Ξ atom is the only configuration in natural atoms, in addition to the Λ one, that allows perfect cancellation of the probe absorption through Fano interference.

in a rotating reference frame, where we introduced the two-photon detuning $\delta = \Delta_1 - \Delta_2$ and set $\Delta_1 = \Delta$. When $\delta = 0$, the eigenvalues of the Hamiltonian \hat{H} are simplified to

$$\epsilon_0 = 0, \quad \epsilon_{\pm} = \frac{1}{2} \left(\Delta \pm \sqrt{\Delta^2 + \Omega_p^2 + \Omega_d^2} \right), \quad (26)$$

with the corresponding eigenstates

$$|\Psi_0\rangle = \cos \Theta |1\rangle - \sin \Theta |2\rangle, \quad (27)$$

$$|\Psi_+\rangle = \sin \Theta \sin \Phi |1\rangle + \cos \Phi |3\rangle + \cos \Theta \sin \Phi |2\rangle, \quad (28)$$

$$|\Psi_-\rangle = \sin \Theta \cos \Phi |1\rangle - \sin \Phi |3\rangle + \cos \Theta \cos \Phi |2\rangle, \quad (29)$$

where $\tan \Theta = \Omega_p / \Omega_d$ and $\tan(2\Phi) = \sqrt{\Omega_p^2 + \Omega_d^2} / \Delta$. The eigenstate $|\Psi_0\rangle$, which corresponds to the zero eigenvalue, is known as a *dark state*. Once the system is in this dark state, there is no population in the upper state $|3\rangle$. The dark state can be applied for coherent population trapping (CPT) and adiabatic population transfer [763].

The difference between ATS and EIT can be understood by looking at the linear response of the Λ system to the weak probe field. This linear response is characterized by the first-order susceptibility $\chi^{(1)}(-\omega_p, \omega_p)$. The imaginary part of $\chi^{(1)}$ represents absorption, while the real part determines refraction. The susceptibility can be found by solving the standard master equation (including dissipation) for the density matrix ρ of the Λ system. Assuming $\rho_{11} = 0$, one finds that $\chi^{(1)}(-\omega_p, \omega_p) \propto \rho_{31}$, leading to [762]

$$\chi^{(1)}(-\omega_p, \omega_p) = \frac{\frac{i\Omega_p}{2} \left(\delta - \frac{i\gamma_{21}}{2} \right)}{\left(\delta + \Delta - \frac{i\gamma_{31}}{2} \right) \left(\delta - \frac{i\gamma_{21}}{2} \right) - \frac{\Omega_d^2}{4}}, \quad (30)$$

where $\gamma_{31} = \Gamma_3 + \gamma_{3\text{deph}}$ and $\gamma_{21} = \gamma_{2\text{deph}}$, with Γ_3 the total spontaneous emission rate from the state $|3\rangle$ and $\gamma_{2\text{deph}}$ ($\gamma_{3\text{deph}}$) the dephasing rate of the state $|2\rangle$ ($|3\rangle$). This equation can be decomposed into two parts [772, 773]:

$$\chi^{(1)} = \frac{\chi_+}{\delta - \delta_+} + \frac{\chi_-}{\delta - \delta_-}. \quad (31)$$

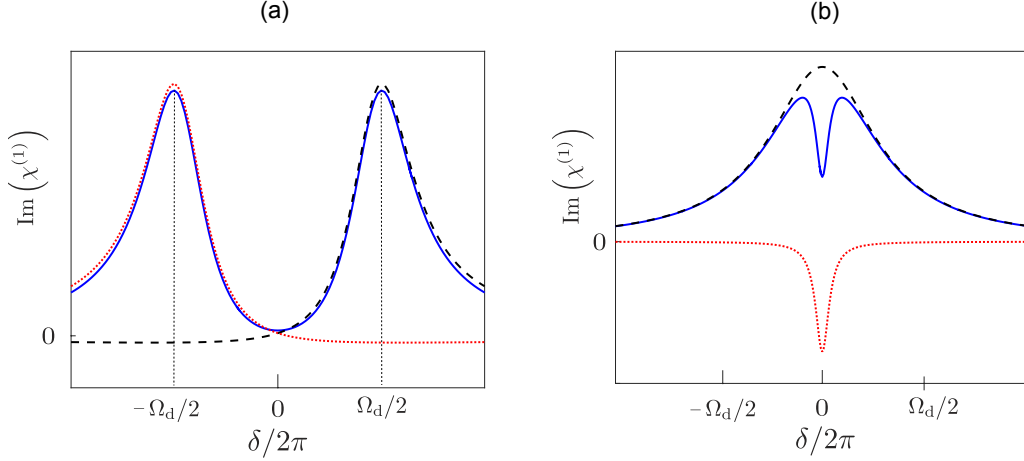


Figure 17: Spectra of absorption (blue solid curves), corresponding to the imaginary part of $\chi^{(1)}$, for (a) ATS and (b) EIT. ATS is induced by a strong driving characterized by $\Omega_d/[(\gamma_{31} - \gamma_{21})/2] > 1$, while EIT is due to a weak drive, $\Omega_d/[(\gamma_{31} - \gamma_{21})/2] < 1$. The ATS spectrum is composed of two positive Lorentzians (dashed black curve and dotted red curve) of equal width, separated by Ω_d . The EIT spectrum is composed of a broad positive Lorentzian (dashed black curve) and a narrow negative Lorentzian (dotted red curve), both centered at $\delta = 0$. The dip in the EIT absorption spectrum is due to the interference between these two contributions, while the dip in the ATS absorption spectrum is due to the separation between the two Lorentzians.

When $\omega_p = \omega_{31}$, i.e., $\Delta = 0$, the poles δ_{\pm} , corresponding to two resonances, are given by

$$\delta_{\pm} = i \frac{\gamma_{31} + \gamma_{21}}{4} \pm \sqrt{\Omega_d^2 - \frac{1}{4}(\gamma_{31} - \gamma_{21})^2}. \quad (32)$$

It is the sign of the expression under the square root that determines whether EIT or ATS occurs. When $\Omega_d > (\gamma_{31} - \gamma_{21})/2$, the imaginary part of $\chi^{(1)}$ is composed of two positive Lorentzians with equal widths and peaks separated by Ω_d [765, 766, 770], as shown in Fig. 17(a). This is the ATS. When $\Omega_d < (\gamma_{31} - \gamma_{21})/2$, the imaginary part of $\chi^{(1)}$ is composed of a broad positive Lorentzian and a narrow negative Lorentzian, both centered at $\delta = 0$. The interference between these two contributions gives rise to a dip in the absorption spectrum [765, 766, 770], as shown in Fig. 17(b). This is the EIT, occurring for a lower drive strength than the ATS.

6.1.2. ATS and EIT in superconducting quantum circuits

In SQCs, EIT was first theoretically introduced for flux qubits in the Λ configuration as a sensitive probe of decoherence [774, 775]. Early on, it was also proposed to use the dark state of the EIT scheme [see discussion below Eq. (29)] for quantum-information transfer and entanglement generation in two SQUID-based qubits inside a cavity [85]. Later, it has been shown that a three-level system formed by dressing a superconducting qubit with a single-mode resonator field not only can be used for EIT, but also for enhancing the absorption of a probe, i.e., *electromagnetically induced absorption* (ETA) [776]. Other studies have shown that a combination of EIT and lasing without inversion (LWI, see Sec. 6.4.2) can be realized by controlling the relative phase in a Δ system [73] and

that EIT can be used for on-demand storage and retrieval of a microwave pulse in a linear array of fluxonium qubits coupled to a transmission line [697]. The Autler–Townes effect and dark states in two-tone driving of a three-level superconducting system have also been theoretically studied [777]. There is also an EIT proposal based on longitudinal coupling between a qubit and a resonator [778].

Many experiments have demonstrated ATS using various three-level superconducting artificial atoms [275–277, 490, 500, 779–781]. Moreover, coherent population trapping has been observed in three-level phase-qubit circuits [779] and adiabatic population transfer has been experimentally demonstrated in transmon and phase-qubit circuits [782]. As discussed above, the strength Ω_d of the drive, compared to relevant dissipation rates in the system, separates ATS and EIT. For EIT, stringent requirements on these dissipation rates must be satisfied, which is hard to achieve with SQCs [76]. It was therefore only recently that EIT was finally realized in two experiments with a hybrid Λ -type three-level system formed by a transmon qubit and a single-mode microwave field [783, 784]. Based on a theoretical proposal [785], EIT has also been experimentally demonstrated by engineering the relevant decay rates of doubly dressed superconducting qubits [786].

Other interesting studies include replacing the strong classical drive field with a quantized cavity mode. An early study showed that an empty cavity can induce transparency for the probe field [787]. This vacuum-induced transparency [787] was demonstrated in *an ensemble* of atoms, where the control field was enhanced by an optical cavity [788], and vacuum-induced ATS was recently observed in a *single* superconducting artificial atom [789]. Also, it has been shown that a system with EIT gives rise to a group-velocity delay that depends on the number of photons in the driving field interacting with an ensemble of atoms [790]. The effect of the number of photons in the driving field for both EIT and ATS was recently further studied in the context of superconducting circuits [791].

6.2. Sideband transitions

Sideband transitions are transitions that involve excitation or de-excitation of both a qubit and a resonator, as sketched in Fig. 18. The *blue-sideband* transition shown corresponds to exciting both the qubit and the resonator simultaneously at the frequency $\omega_s^+ = \omega_r + \omega_q$. In the *red-sideband* transition shown, a signal at $\omega_s^- = \omega_q - \omega_r$ excites the qubit by taking one photon from the resonator.

Both red- and blue-sideband transitions have been extensively studied for quantum information processing in ion traps [792–794], where the frequency of the vibrational motion is much smaller than the transition frequency between the two electronic energy levels chosen to form a qubit. Inspired by such experiments with trapped ions, a scalable superconducting circuit, in which superconducting qubits can be controlled and addressed as trapped ions, was proposed in Ref. [795]. In this proposal, superconducting qubits are coupled to the “vibrational” mode provided by a superconducting *LC* circuit or a cavity field. This allows for single-qubit rotations and selective tuning of the coupling between a qubit and the *LC* circuit by adjusting the frequencies of time-dependent external fields to match the condition of sideband excitations. A trapped-ion model in SQCs can also be built by engineering circuit-QED systems with dressed states [330, 331].

Sideband transitions have been observed in many SQC experiments. In addition to the overview given here, more examples can be found in Secs. 6.3 and 6.4, including sidebands in resonance fluorescence and Rabi sideband lasing. Already in the early days

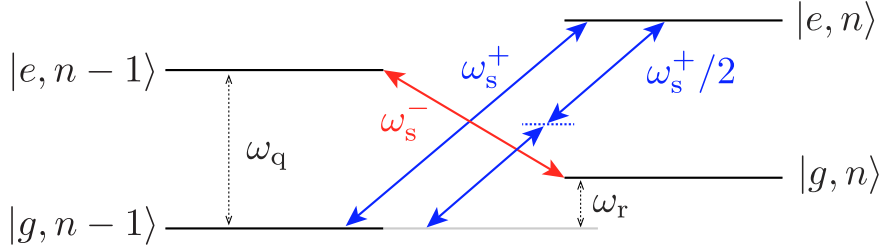


Figure 18: Sideband transitions. A red sideband excitation (red arrow) excites the qubit (resonator) by combining an external drive photon at ω_s^- with an excitation from the resonator (qubit). A blue sideband excitation (blue arrows) corresponds to exciting both the qubit and the resonator simultaneously. Due to selection rules that apply to charge and flux qubits at their degeneracy points (see Sec. 2.4), single-photon blue sideband transitions can be forbidden. However, the transition can then still be accessed by using two (or more) drive photons at a lower frequency.

of circuit QED, both red- and blue-sideband transitions were observed, and exploited to generate entangled states, using a flux qubit coupled to an LC circuit [38]. Another experiment, with a charge-phase qubit coupled to a low-frequency LC resonator, showed the analogy between sideband transitions in their system and in a vibrating diatomic molecule [796]. A two-photon sideband transition [797] has been used to create entanglement and implement two-qubit operations in SQCs [798]. In order to realize fast two-qubit gates, it has been proposed [799], and demonstrated in a circuit-QED experiment [800], that modulating the qubit frequency can make sideband transitions a first-order process. Sideband transitions have also been used to generate multi-photon Fock states in SQCs [352] and it has been shown theoretically that simultaneously driving multiple sideband transitions makes it possible to create an arbitrary Fock-state superposition [801]. With longitudinal coupling (see Sec. 4.1), *multiphoton sideband transitions*, which can be used for fast preparation of Fock states and their superpositions, become possible [317].

6.3. Strongly driven multiphoton processes

A two-level atom subjected to a monochromatic driving field will absorb or emit photons at the drive frequency if the drive is weak. Viewed in the time domain, the atom will exhibit Rabi oscillations between its ground and excited states. However, the behavior of the system becomes more complicated if the drive strength increases to a point where its associated Rabi frequency exceeds the atomic linewidth. At such drive strengths, *higher-order interactions* between the driving field and the two-level system, or their sidebands, can occur. For example, an early experiment demonstrated excitation of, and Rabi oscillations with, a charge qubit through one-, two-, and three-photon processes [323]. Note that such multiphoton Rabi oscillations are different from the multiphoton *vacuum* Rabi oscillations that are possible with ultrastrong coupling [414] (see Sec. 4.3). In the spectral domain, multiphoton absorption driving transitions between neighboring levels has been demonstrated in flux [69, 802, 803] and phase [804, 805] qubits. Recently, multiphoton sideband transitions were also probed for a flux qubit ultrastrongly coupled to multiple modes of a transmission-line resonator [394].

For a qubit described by a Hamiltonian $H = \omega_q \sigma_z / 2$, varying an external bias in σ_x takes the qubit through an avoided level crossing. For example, at the optimal

working point of a flux qubit, when the amplitude of the driving field is large [806], the qubit can be driven periodically through the avoided crossing and *Landau–Zener–Stückelberg–Majorana* (LZSM) transitions can occur [807–811]. Such LZSM transitions can be multiphoton processes (e.g., up to 17 photons contributed in the experiment of Ref. [812]). There have been several experiments studying LZSM physics in strongly driven SQCs and similar systems [158, 325, 337, 813–817]. Extensions to a biharmonic drive [818] and multiple qubits [819] have also been studied.

If the two-level system has a broken inversion symmetry of its potential energy, the Hamiltonian with a classical driving field of strength Ω_d and drive frequency ω_d becomes

$$H = \frac{\epsilon}{2}\sigma_z + \frac{\Delta}{2}\sigma_x + \frac{\Omega_d}{2}\sigma_z \cos \omega_d t, \quad (33)$$

where Δ is the qubit gap and ϵ the tunneling energy. This Hamiltonian can be rewritten as

$$H = \frac{\omega_q}{2}\tilde{\sigma}_z + \frac{\Omega_d}{2}(\cos \theta \tilde{\sigma}_z - \sin \theta \tilde{\sigma}_x) \cos \omega_d t \quad (34)$$

in the diagonalized qubit basis with $\omega_q = \sqrt{\epsilon^2 + \Delta^2}$ and $\sin \theta = \Delta/\omega_q$. Here, $\tilde{\sigma}_z$ and $\tilde{\sigma}_x$ are defined by the eigenstates of the Hamiltonian $(\epsilon\sigma_z + \Delta\sigma_x)/2$. Equation (34) describes a qubit coupled to an external driving field both transversely and longitudinally. It has been shown that this longitudinal coupling can induce coexistence of multiphoton transitions [316], which do not exist in natural atomic systems. For more discussion on longitudinal coupling, see Sec. 4.1.

Going beyond the two-level approximation, multiphoton transitions have also been studied in many-level quantum circuits [345]. While that study focused on a single artificial atom, multiphoton transitions between dressed resonator-qubit states have also been studied to reveal the characteristic \sqrt{n} nonlinearity in the Jaynes–Cummings model (see Sec. 4.2.2). In the resonant case, this nonlinearity has been demonstrated experimentally with SQCs [334, 335, 339].

6.4. Lasing

Lasing is perhaps the most well-known, and most widely applied, quantum-optics process. In the case of SQCs with microwave photons, micromasers based on Josephson junctions were proposed in the 1990s [820, 821]. The recent progress in SQCs has revived interest in implementing lasing on a superconducting chip. There have been various theoretical studies [70, 72, 822–826] paving the way for achieving a tunable micromaser that can generate nonclassical light. In this section, we review lasing, with and without population inversion, in SQCs. For generation of other nonclassical states of light in SQCs, see Secs. 6.5 and 8.

6.4.1. Lasing with population inversion

Lasing occurs when stimulated emission exceeds absorption. The ratio between the rates for stimulated emission and absorption is proportional to $\rho_{ee}B_{\text{stem}}/(\rho_{gg}B_{\text{abs}})$, where ρ_{gg} (ρ_{ee}) is the population of the ground (excited) state and B_{abs} (B_{stem}) is the Einstein coefficient for absorption (stimulated emission). Since $B_{\text{abs}} = B_{\text{stem}}$, *population inversion* ($\rho_{ee} > \rho_{gg}$) is usually required for lasing. Population inversion has been demonstrated in SQCs [827].

Conventional lasers use many atoms and operate in the weak-coupling regime. However, in the regime of strong coupling between atoms and photons, *single-atom lasing*, where a single atom is excited and used to generate many photons, is possible [828]. Single-atom lasing was first demonstrated in a cavity-QED experiment [829], which also showed that the single-atom laser differs from conventional many-atom lasers in several respects. For example, the single-atom laser does not have a sharp pumping threshold for the onset of lasing and the statistical properties of the output light are different [72].

In SQCs, the strong-coupling regime is relatively easy to reach (see Sec. 4.1). An early proposal showed how persistent single-photon generation could be generated using lasing with population inversion in a flux-qubit circuit [46]. Single-artificial-atom lasing was first demonstrated in an experiment with a charge qubit coupled to a transmission-line resonator [71]. There, the population inversion was created by single-electron-tunneling events [72, 830]. For such lasing, operating in the regime of strong coupling and low temperature, the quantum fluctuations of the photon number dominate over thermal noise. This leads to phase diffusion and the linewidth of the lasing field is also strongly influenced [831–833]. Recently, microwave lasing was also demonstrated using a Cooper-pair transistor embedded in a high- Q superconducting microwave cavity [834]; this can be used to generate amplitude-squeezed light.

As discussed in Sec. 5, strong (and even ultrastrong) coupling of a superconducting qubit to photons has not only been achieved with a resonator, but also with an open transmission line. In such a setup, a flux qubit in 1D open space has been demonstrated to work as a broadband-tunable quantum amplifier [498], which is a step towards single-emitter lasing. Recent work demonstrating coupling between a superconducting qubit and a continuum of surface acoustic waves [411] could also potentially be extended to realize lasing (or rather, phasing, since microwave *phonons* would be emitted) [165, 166].

Sisyphus cooling [835] and *amplification* is another mechanism that can be used to approach lasing in SQCs. It has been experimentally demonstrated in a circuit-QED setup with a flux qubit coupled to an LC oscillator [836, 837], building on a theoretical proposal for cooling a mechanical resonator coupled to a controllable charge qubit [838]. The experiment and the principle for Sisyphus cooling and amplification are sketched in Fig. 19 (see also Ref. [809] for a comprehensive review). Both cooling and amplification (a trend toward lasing) of the LC oscillator were observed. Later experimental work increasing the quality factor of the oscillator brought the system very close to the theoretical lasing limit [839]. In these experiments, the resonator frequency ω_r is in the MHz range, slow compared to the qubit frequency ω_q , which is in the GHz range. This situation is also seen with a nanomechanical resonator capacitively coupled to a charge qubit, a setup where cooling of the mechanical degree of freedom has been demonstrated and which can be used to create macroscopic nonclassical states [840]. In all these setups, and also in another experiment with a flux qubit coupled to an LC resonator [100], the qubit is subjected to an external drive at ω_d with amplitude (Rabi frequency) Ω_R . As explained in Fig. 19, lasing (or at least amplification) of the resonator occurs when $\omega_d > \omega_q$ (blue detuning), while cooling of the resonator can be realized when $\omega_d < \omega_q$ (red detuning).

An experiment has also demonstrated cooling of a flux qubit itself through a microwave drive [841, 842]. The basic idea of this experiment is to cool the qubit through a process that can be considered the inverse of population inversion. In this case, a drive is used to transfer population from the first excited state of the qubit to its second excited

state. The flux-qubit circuit has been engineered such that relaxation from the second excited state to the ground state is much faster than other transitions in the system, which results in the external drive effectively transferring population from the first excited state to the ground state. This result has been theoretically extended to cooling of nearby two-level systems [75].

Further theoretical studies [843, 844] have shown that *two-photon lasing* can be achieved with a single superconducting artificial atom. When the drive is blue-detuned, the number of photons released in the lasing can be controlled by tuning Ω_R such that either $\Omega_R \approx \omega_r$, which leads to single-photon lasing, or $\Omega_R \approx 2\omega_r$, which leads to two-photon lasing. At the optimal point of a flux qubit, the two-photon process dominates [843, 844] due to a selection rule [39]. Later experiments have demonstrated single-photon amplification [845] and strong evidence for both single-photon and two-photon lasing with a single qubit [846].

The above lasing scenario is closely related to *dressed-state lasing* or *Rabi sideband lasing*, also known as hidden inversion in dressed states; these types of lasing are often discussed in the context of lasing without population inversion [847] (see Sec. 6.4.2). As discussed in Sec. 6.1 above, driving a qubit strongly can give rise to a Mollow triplet [488] with peaks at ω_d and $\omega_d \pm \Omega_R$ (see Fig. 15). The latter two peaks are the Rabi sidebands. If $\omega_d > \omega_q$, a probe field with frequency ω_p experiences absorption at $\omega_d + \Omega_R$ and amplification at $\omega_d - \Omega_R$ due to population inversion in the dressed-state basis [847]. In optical systems, experiments have demonstrated such Rabi sideband amplification [848] and lasing [849]. In such optical experiments, the high-frequency transitions between adjacent doublets are often used. Corresponding circuit-QED experiments, on the other hand, have coupled an oscillator to the low-frequency transition within a doublet of a driven flux qubit, i.e., $\omega_p = \Omega_R$ [845, 850].

In experiments using superconducting qubits with a weak anharmonicity, e.g., a transmon qutrit, a strong drive can excite both the second and third levels of the system. The dressed states that then form involve six Rabi sidebands. Both amplification and attenuation of a probe signal for such a system has been observed in an experiment [344].

6.4.2. Lasing without population inversion

When lasing is realized through population inversion, the pump power needed is proportional to (at least) the fourth power of the lasing frequency. Therefore, *lasing without inversion* (LWI) is desirable for implementations of short-wavelength lasers. LWI can be realized through a variety of different mechanisms, as summarized in the comprehensive review of Ref. [847]. These mechanisms include recoil-induced lasing, hidden inversion in a coherent-population-trapping basis, hidden inversion in a dressed-state basis, and lasing without hidden inversion. The last process can occur in V - and Ξ -type three-level systems due to quantum interference [847].

In natural atoms, the recoil effect gives different frequency shifts to the spectra of stimulated emission and absorption. This asymmetry between the emission and absorption processes leads to the existence of a frequency range where stimulated emission exceeds absorption even without population inversion [847]. Applying this idea of asymmetry between stimulated emission and absorption to circuit QED, it has been proposed that LWI can be realized with a driven qubit coupled to a transmission-line resonator in the presence of a dissipative electromagnetic environment [851]. In this setup, LWI arises because the coupling to the dissipative environment can, in a similar way as the atomic

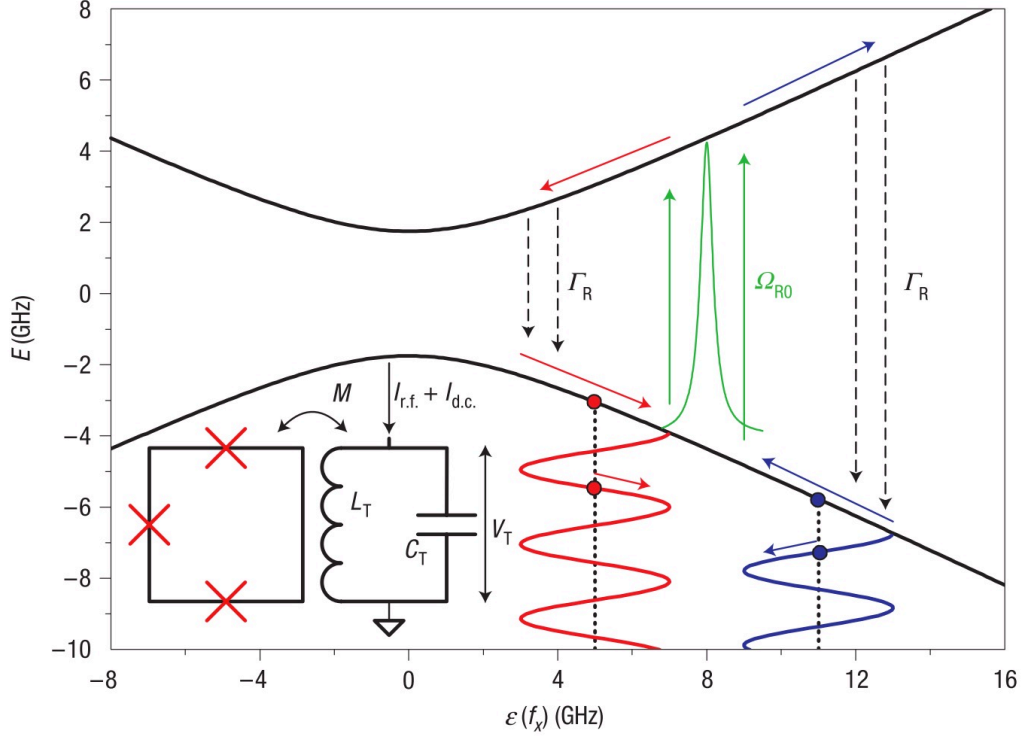


Figure 19: Sisyphus cooling and amplification of an LC oscillator [836, 837]. The oscillator, with inductance L_T and capacitance C_T , is coupled to a flux qubit (the loop with three red crosses representing Josephson junctions) through a mutual inductance M . The frequency of the oscillator, ω_r , is much lower than the transition frequency of the qubit, ω_q . The energy levels of the qubit (solid black curves) change as a function of the energy bias $\varepsilon(f_x)$, which depends on the flux f_x . This flux is set by the slowly oscillating current $I_{r.f.}$ in the LC oscillator and a dc bias $I_{d.c.}$ of the qubit. The qubit is also driven by a high-frequency signal at $\omega_d \approx 8$ GHz (green curve) with amplitude Ω_{R0} . In the Sisyphus analogy, the qubit plays the role of the boulder and $I_{r.f.}$ of the LC oscillator corresponds to Sisyphus. In Sisyphus cooling, shown by blue arrows and curves, $I_{d.c.}$ is set such that $\omega_q > \omega_d$. If the qubit starts in the ground state somewhere to the right of ω_d , the slow oscillation of $I_{r.f.}$ will push it towards a point where $\omega_q \approx \omega_d$ (blue arrow pointing uphill to the left). At that point, the drive becomes resonant and excites the qubit (green vertical arrow). The LC oscillator then pushes the qubit away from the resonance (blue arrow pointing uphill to the right). At some point, the qubit relaxes to the ground state (dashed black vertical arrows) and the cycle begins anew. If the relaxation rate Γ_R is of the same size as ω_r , the qubit is pushed uphill almost all the time. This pushing takes energy from the oscillator and dissipates it to the environment through the relaxation process, resulting in cooling of the oscillator. Reversing the process with $\omega_q < \omega_d$ (red arrows and curves), the qubit rolls downhill most of the time and the oscillator gains energy, which results in amplification. Reprinted figure by permission from Macmillan Publishers Ltd: Nature Physics, M. Grajcar et al., *Nat. Phys.* **4**, 612 (2008), copyright (2008).

recoil effect, enhance photon emission as compared to absorption. LWI has also been studied theoretically for a superconducting Δ -type three-level system where a relative phase between driving fields is controlled [73, 74].

In a recent experiment with a superconducting qubit placed at the end of a transmission line, the amplitude of a weak coherent probe was amplified by 7 % using an amplification mechanism without population inversion [852]. In contrast to the Rabi sideband lasing discussed above, here the drive was resonant with the qubit, i.e., $\omega_d = \omega_q$, which means that there is no population inversion even among the dressed states. As predicted by Mollow in 1972, a weak probe will nevertheless be amplified when ω_p lies in-between the frequencies of the Mollow triplet [853]. This amplification can be explained in terms of an irreversible four-photon process [854].

6.5. Squeezed states

Quantization of the electromagnetic field, where two non-commuting observables obey the Heisenberg uncertainty relation, directly leads to vacuum fluctuations. These fluctuations can be revealed in, e.g., the Casimir effect and the Lamb shift, and set the quantum limit for measurement sensitivity [855]. Looking at a single mode of the quantized electromagnetic field, it can be decomposed into two quadrature components. In a coherent state, the quantum fluctuations in the two quadratures are equally large and minimize the uncertainty product in the Heisenberg uncertainty relation. It is also well known that the quantum fluctuations in a coherent state are randomly distributed in phase and that they are equal to the zero-point fluctuations of the vacuum.

In a *squeezed state*, the quantum fluctuations are not equally distributed between the two quadratures. In general, a squeezed state may have less noise than a coherent state in one quadrature, but this comes at the expense of increased fluctuations in the other quadrature. Squeezed states have many applications (see Refs. [855, 856] for reviews), including gravitational force detection, precision measurements [855], and continuous-variable quantum information processing [182]. Squeezed states may also modify the coherence time of an atom [857].

Due to the tunable nonlinearity and low losses that can be realized for microwaves, SQCs are promising devices for producing squeezed states [858–861]. For example, theoretical studies [862, 863] have shown that a superconducting resonant tank circuit [100] can be used to produce squeezed states, and that the generated squeezed states can be further applied to minimize quantum fluctuations. There are many theoretical proposals for generating squeezing using circuit-QED systems [826, 864–866] and other superconducting microwave devices [867–869]. Multimode squeezed vacuum could potentially be generated by dissipation in a circuit-QED system [870] or with a Josephson traveling-wave amplifier [871]. It has also been pointed out that a superconducting qubit can act as a probe to detect microwave squeezing [872, 873].

The most popular way to produce microwave squeezing is to use a *Josephson parametric amplifier*. For example, amplification and squeezing of quantum noise has been demonstrated both with a tunable Josephson metamaterial [874] and with a Josephson parametric amplifier [93, 875]. Experiments have also shown that quadrature-squeezed electromagnetic vacuum, generated by a Josephson parametric amplifier, can be used to reduce the radiative decay of superconducting qubits [876] and to modify resonance fluorescence [757]. As discussed further in Secs. 3.4 and 9.3, parametric amplifiers have

recently been explored to improve the fidelity of the dispersive readout of superconducting qubit states [877], to detect microwave states [94], and to generate entanglement [300] or other two-mode nonclassical correlations and squeezed states [296, 299].

6.6. Photon blockade

Reminiscent of the Coulomb blockade for electrons, *photon blockade* means that subsequent photons are prevented from resonantly entering a cavity. Photon blockade originates from anharmonic energy levels of the cavity light field. The anharmonicity is usually due to photon-photon interactions induced by a nonlinear medium or atoms in the cavity [878–881]. One of the basic conditions for observing photon blockade is that the decay rate of the cavity field should be less than the photon-photon interaction strength. If that is the case, a nonlinear medium or an atom in a cavity can work as a *turnstile device*, where photons pass one by one. Thus, photon blockade could be used as a microwave single-photon source [882] or as a single-photon transistor.

Photon blockade can be revealed by measuring nonclassical photon-counting statistics, e.g., photon antibunching or sub-Poissonian photon number statistics, in the second-order correlation function $g^{(2)}(\tau)$ (see Sec. 9.4). Specifically (see, e.g., Ref. [883]), antibunching is characterized by $g^{(2)}(\tau) > g^{(2)}(0)$, while sub-Poissonian photon statistics (confusingly also often called photon antibunching) correspond to $g^{(2)}(0) < 1$. Note that these two effects are distinctly different [884] and that classical light (e.g., thermal light) cannot exhibit neither sub-Poissonian statistics nor photon antibunching.

Following experimental observations in cavity QED [358] and in a photonic-crystal cavity containing a quantum dot [885], photon blockade has been observed in circuit-QED setups with a superconducting qubit coupled either resonantly [192] or dispersively [886] to a microwave resonator. In the dispersive case, where the qubit and the resonator field were far detuned, the power spectrum of the transmitted light field as a function of photon bandwidth displayed a staircase character [886].

Further theoretical study has shown that photon blockade can be changed to *transparency* in a circuit-QED system if the intensity of the probe field is increased [887]. Indeed, if a Jaynes–Cummings system is driven strongly enough, a *first-order dissipative phase transition* can occur due to the breakdown of photon blockade [888]. This phase transition was recently demonstrated in a circuit-QED experiment [889].

The standard single-photon blockade has also been generalized to *multiphoton blockade* (for multiphoton transitions) [880, 890–892] (see also early reviews in Refs. [893, 894]), which has been the subject of several recent theoretical studies [895–899] and a cavity-QED experiment [900]. Considering that up to five-photon transitions in the Jaynes–Cummings ladder have been observed in a circuit-QED system [334], multiphoton blockade should be possible to see in such experiments. Other extensions of photon blockade include its behavior in the ultrastrong-coupling regime [441], photon blockade due to coherent feedback [901], photon blockade with a single multi-level atom in an open waveguide, i.e., without a cavity [623, 629] (see Sec. 5.2.1), and “unconventional photon blockade” in a setup with two coupled nonlinear resonators [902–912] (see Sec. 8.2.3), a setup which has been realized in circuit QED [913].

Photon blockade can also be used [914] to detect the closely related phenomenon of *phonon* blockade, which can occur in nanomechanical resonators [915]. This phonon blockade is a useful indicator of the quantumness (or nonclassicality) of a mechanical resonator coupled to a superconducting qubit [899, 915, 916].

6.7. Quantum jumps

Quantum jumps are associated with the exchange of a quantum of energy between two system. The notion of quantum jumps goes back to the early days of quantum mechanics, when Einstein worried about wave-function collapse due to detection of a photoelectron. Bohr suggested that the interaction of light and matter occurs in such a way that the internal state of an atom undergoes an instantaneous transition upon the emission or absorption of a light quantum. These sudden transitions have become known as the Bohr-Einstein quantum jumps. In quantum optics, this quantum-jump approach has been developed and applied to solve dissipation problems. It is related to many concepts, including Monte-Carlo simulations, quantum trajectories, conditional density matrices, and collapse or reduction of a state vector [917–919]. Quantum jumps have also found important applications in quantum measurements, time and frequency standards, and precision spectroscopy.

Quantum jumps have been observed in various microscopic systems, first with trapped ions [920]. Photonic quantum jumps were first achieved in a one-electron cyclotron oscillator [921] and later in cavity QED [922, 923]. The first experimental demonstration of quantum jumps between macroscopic quantum states used an SQC where a phase qubit coupled to two-level systems in a Josephson junction [924].

Circuit QED provides an excellent platform for studying quantum jumps and other types of *measurement backaction* [361] (see also Secs. 9.2 and 9.3). Quantum jumps between states of a superconducting qubit have been observed in real time by coupling the qubit to a microwave readout cavity [105]. In similar setups, such jumps have also been used to investigate quasiparticle excitations limiting the coherence of a fluxonium qubit [925] and to test measurement backaction [926]. Quantum jumps between photonic states have also been measured in a circuit-QED setup implementing quantum nondemolition (QND) parity measurements on a resonator using a transmon qubit [116].

In qubit systems, it is usually quantum jumps between the two energy eigenstates, also called the longitudinal pseudospin components, that is observed. However, a recent circuit-QED experiment has shown that quantum jumps also can occur between *transverse* superpositions of these eigenstates [927]. This and the other experiments mentioned above further settle the dispute about whether the probabilistic predictions of quantum mechanics can be used to describe the dynamics of a single quantum system. Furthermore, realtime monitoring of a superconducting qubit and the observation of quantum jumps are very important steps toward implementing quantum feedback control [558] and quantum error-correction codes (see Sec. 10.2.3) in quantum information processing.

7. Nonlinear processes

In nonlinear optics, the response of a medium to an applied optical field depends *nonlinearly* on the strength of the applied field [928–930]. In such a medium, the usual linear relation $P(t) = \epsilon_0 \chi^{(1)} E(t)$ between the induced polarization $P(t)$ and the applied electric field $E(t)$ is replaced by

$$P(t) = \epsilon_0 \left(\chi^{(1)} E(t) + \chi^{(2)} E^2(t) + \chi^{(3)} E^3(t) + \dots \right), \quad (35)$$

where ϵ_0 is the vacuum permittivity and $\chi^{(i)}$ is the i th-order nonlinear susceptibility [930]. When the field $E(t)$ is sufficiently strong, the effects of the higher-order terms become

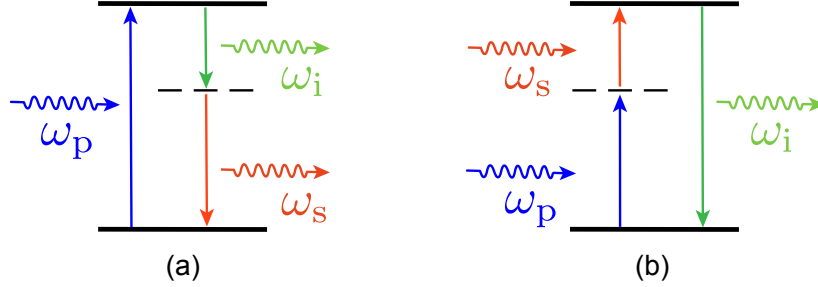


Figure 20: Three-wave-mixing processes. (a) Difference-frequency generation. The second-order nonlinearity makes it possible for a high-frequency pump at ω_p to be down-converted into a signal mode at ω_s and an idler mode at $\omega_i = \omega_p - \omega_s$, aided by stimulated emission generated by a signal at ω_s . (b) Sum-frequency generation. The pump at ω_p and the signal at ω_s together excite the medium, leading to emission of up-converted photons in the idler mode at $\omega_i = \omega_p + \omega_s$.

important. These effects include the Kerr effect and nonlinear wave-mixing processes that can be applied for harmonic generation, frequency conversion, and amplification.

In this section, we briefly review quantum nonlinear processes in SQCs. We treat second-order nonlinearities in Sec. 7.1 and third-order ones in Sec. 7.2. We mostly focus on nonlinear wave mixing and related phenomena, such as strong photon-photon interactions arising from third-order nonlinear processes. Photon-photon interactions at the single-photon level has many important applications in microwave photonics, e.g., single-photon switches, single-photon transistors, all-microwave quantum logic gates, and quantum control solely via microwave fields.

7.1. Second-order nonlinearity and three-wave mixing

The second-order nonlinear susceptibility $\chi^{(2)}$ enables *three-wave mixing*, which is widely used for frequency up- and down-conversion. To see this, consider an input electric field consisting of two parts, a *pump* at frequency ω_p with amplitude E_p and a *signal* at frequency ω_s with amplitude E_s , such that the total electric field can be written as $E(t) = E_p \exp(-i\omega_p t) + E_s \exp(-i\omega_s t) + \text{c.c.}$, where c.c. denotes complex conjugate. Inserting this expression in the second-order term in Eq. (35) results in components oscillating at the sum frequency $\omega_p + \omega_s$ and the difference frequency $|\omega_p - \omega_s|$ (for more detailed calculations of this and other wave-mixing processes, see, e.g., Refs. [417, 930]).

To achieve *difference-frequency generation*, a nonlinear medium is pumped into a higher-energy level by a strong field with frequency ω_p , as sketched in Fig. 20(a). Due to the nonlinearity, the presence of a signal at $\omega_s < \omega_p$ then stimulates the generation of outputs at ω_s and $\omega_i = \omega_p - \omega_s$. This results in amplification of both the signal at ω_s and the *idler* mode at ω_i . The case $\omega_i = \omega_s$ is known as *degenerate amplification*; it can be used to generate *squeezed states* (see Sec. 6.5). *Non-degenerate amplification*, i.e., $\omega_i \neq \omega_s$, does not result in squeezing of the individual signal and idler modes, but it nevertheless creates correlations between the two modes, which is called *two-mode squeezing* [931]. In *sum-frequency generation*, shown in Fig. 20(b), the pump and the signal combine to excite the medium to a higher energy level, resulting in emission into the idler mode at $\omega_i = \omega_p + \omega_s$. In this case, neither amplification [932] nor squeezing is generated.

A prominent example of an SQC that can be used for three-wave mixing is the *Josephson parametric converter* (JPC) [104], which also is discussed in Sec. 3.4 and illustrated in Fig. 6 of that section. A JPC consists of four identical large-area Josephson junctions in a superconducting ring, which couples to three modes exploiting a Wheatstone-bridge symmetry. When these three modes (pump, signal, and idler) satisfy the relation $\omega_p - \omega_s = \omega_i$, the JPC operates as a nondegenerate parametric amplifier near the quantum limit [294]. For JPCs in this mode of operation, two-mode squeezing of the signal and idler modes has been observed [299], even when these two modes were spatially separated [296]. The time-reversed process, where the signal and idler modes are attenuated to generate pump photons, has also been demonstrated [298]. We note that two-mode squeezing in circuit QED can also be generated by a Kerr-type interaction (see Sec. 7.2), as observed in the experiment of Ref. [933].

The JPC can be used for more tasks than just simple amplification. When the three modes of the JPC satisfy the relation $\omega_p = |\omega_s - \omega_i|$, the JPC can also operate as a noiseless tunable three-wave mixer [295], a beam-splitter enabling fully coherent frequency conversion, or a photon combiner at the single-photon level [208]. Furthermore, by coupling two JPCs, one can construct a *directional amplifier*, which eliminates the need for circulators [238]. A JPC can also be used as a quantum node to store microwave photons in a memory and entangle them with a propagating output mode [300].

In nonlinear crystals, wave-mixing processes are restricted by the crystal symmetry [930]. For example, second-order nonlinear processes can only occur in noncentrosymmetric media, i.e., in media without inversion symmetry. In centrosymmetric media, interference extinguishes the second-order processes such that wave-mixing only occurs through third- and higher odd-order processes. In SQCs, the intrinsic nonlinearity of an artificial atom enables *symmetry breaking* (as discussed in Sec. 2.4) and thus three-wave mixing. There are various theoretical proposals for generating such second-order processes in SQCs. For instance, degenerate parametric down-conversion and generation of squeezing can be implemented by using two levels of a charge qubit operated away from its charge degeneracy point [864]. In such a system, the gate charge controls the energy-level spacing and, thus, a qutrit (i.e., three-level system) can be tailored for parametric down-conversion, assuming appropriate transition frequencies [77–79]. Such a qutrit needs to have cyclic, Δ -type transitions, which is possible in a variety of superconducting qubits, as discussed in Sec. 2.5. Using a Δ -type configuration, controllable three-wave mixing can be achieved [80, 934].

Closely connected to the discussion in the previous paragraph is the issue of when *multiphoton* excitation processes can be used for frequency conversion. In natural atomic systems, the parity of a single-photon excitation is odd, but a two-photon excitation is forbidden by selection rules (see Sec. 2.4) due to the inversion symmetry of the corresponding Hamiltonian. However, for some superconducting qubits this symmetry can be broken, allowing excitation by both one- and two-photon processes [316]. In experiments with a flux qubit coupled to a resonator, frequency up-conversion of microwave photons through such multiphoton processes has been demonstrated [69, 83, 935], using that the symmetry of the potential well for the flux qubit can be broken by applying an external magnetic flux. The experiment in Ref. [69] also demonstrated coexistence of one- and two-photon processes, which was first predicted theoretically in Ref. [39]. We also note that another experiment has shown that transitions in a pair of coupled flux qubits can be selectively excited or suppressed by engineering the corresponding selection rules [936].

Several SQC experiments have demonstrated frequency conversion based on other mechanisms as well. For example, coherent frequency conversion between the two oscillation modes of a dc SQUID phase-qubit circuit with two internal degrees of freedom has been observed [937]. Furthermore, using an impedance-matched Λ -type system (formed by a qubit coupled to a resonator) with equal decay rates from the highest energy level [340, 938], efficient microwave down-conversion through Raman transitions has been demonstrated [341]. Frequency conversion has also been achieved in setups with coupled tunable resonators [138, 139].

Finally, we note that the generalized Rabi Hamiltonian, describing the coupling between a superconducting flux qubit and a resonator, as discussed in Secs. 4.1 and 4.3.2, allows for processes which do not conserve the number of excitations in the system. These higher-order processes include *multiphoton* vacuum Rabi oscillations, where two or more photons in the resonator are converted into a single qubit excitation and back [413, 414], and a *single* photon exciting *multiple* qubits in a similar fashion [415]. It was recently shown that almost *any* analogue of nonlinear-optics processes, including all three- and four-wave mixing processes, the Kerr effect, etc., can be realized in circuit-QED setups with one or more resonators ultrastrongly coupled to one or more qubits in this way [417]. These analogues work *without* any external drive, deterministically converting *single* photons confined in resonators. Examples of such analogues include qubit-controlled frequency conversion processes between photons in two resonator modes coupled to a single tunable qubit [416].

7.2. Third-order nonlinearity and Kerr interaction

Photons usually do not interact with each other. This makes them ideal information carriers, but also makes it difficult to coherently manipulate their states. One way to make photons interact is to utilize the *Kerr* or *cross-Kerr* effects, which arise in media which have a third-order nonlinear susceptibility $\chi^{(3)}$. In the Kerr effect, the phase of a light field passing through such a medium is changed by an amount proportional to the intensity of the field *itself*. In the cross-Kerr effect, the phase of the propagating field is changed by an amount proportional to the intensity of *another* field. Since the $\chi^{(3)}$ nonlinearity in conventional materials is negligibly small at single-photon light intensities, photon-photon interaction is only possible in such setups when high-intensity light is used. However, there are many applications in quantum information science for quantum nonlinear optics that only uses single quanta of light [531].

To realize a Kerr interaction in SQCs, one method is to use the inherent nonlinearity of a Josephson junction. As discussed in Sec. 2.1, this nonlinearity stems from the Josephson-energy term proportional to $\cos\phi$, where ϕ is the gauge-invariant phase difference between the two superconducting electrodes of the junction. By expanding this term and introducing bosonic operators a and a^\dagger , one of the terms that one obtains is the Kerr interaction $K(a^\dagger a)^2$, where K is called the Kerr coefficient.

Kerr interaction based on a Josephson junction has been widely used for the amplification, bifurcation, and squeezing of quantum signals [103] (see also Sec. 9.3). In such Josephson parametric and bifurcation amplifiers, the Kerr nonlinearity is usually weaker than the photon decay rate κ . However, theoretical studies have shown that embedding the Josephson junction in a transmission line makes it possible to reach a wide range of values for K [409, 939, 940], including $K > \kappa$. Such setups have also been used to

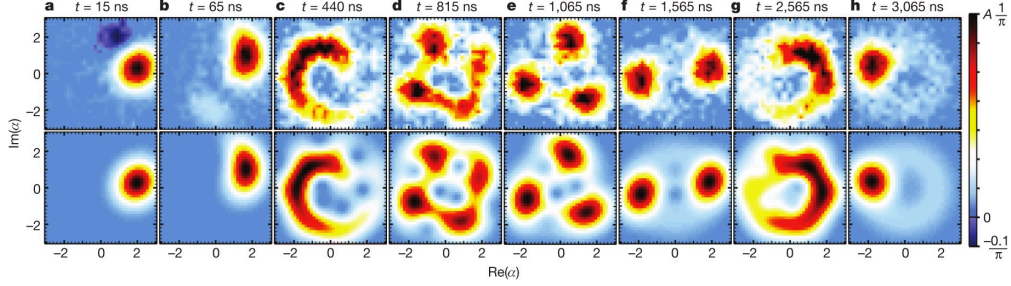


Figure 21: Collapse and revival of a coherent state due to the single-photon Kerr effect [155]. The system, a cavity with a Kerr nonlinearity induced by a qubit, starts in a coherent state with an average photon number of four. From left to right, the time evolution of the Husimi Q function for the cavity is shown. The upper row is experimental data; the lower row is a theoretical simulation. During the time evolution, it is clearly seen that superpositions of two, three, and even four coherent states appear before the system returns to a single coherent state again, as predicted in Ref. [944]. Such two- and multi-component macroscopically-distinct superpositions are often referred to as Schrödinger cat and kitten states, respectively. Reprinted figure by permission from Macmillan Publishers Ltd: Nature, G. Kirchmair et al., *Nature* **495**, 205 (2013), copyright (2013).

enhance qubit-resonator coupling, which can reach the ultrastrong [390, 404] and even deep-strong [395] coupling regimes, as discussed in Sec. 4.3.

Another way to achieve Kerr interaction in SQCs is to couple the microwave field in a resonator dispersively to a qubit [360, 363, 941]. A more complicated setup, with two coupled charge qubit forming an N -type four-level system coupled to a resonator, has also been predicted to give rise to a large Kerr interaction [942]. In the first experimental demonstration of the single-photon Kerr regime ($K > \kappa$), a 3D microwave resonator was dispersively coupled to a transmon qubit [155]. This experiment confirmed that a coherent state in a Kerr medium experiences *collapses* and *revivals*, as shown in Fig. 21. During this evolution, macroscopically distinct superpositions of two [943] and more [944, 945] coherent states can be observed. These superpositions are usually interpreted as Schrödinger cat and cat-like (kitten) states, respectively.

The cross-Kerr effect has been experimentally demonstrated in SQCs both with resonator modes coupled dispersively to a qubit [946] and for two propagating microwave fields in an open transmission line interacting with separate transitions in a three-level transmon [172]. In the setup with resonators, the single-photon-resolved regime of the cross-Kerr interaction was reached. In the setup with propagating fields, a remarkably large phase shift of about 20 degrees per photon was observed. This latter setup has been studied theoretically to evaluate its potential as a microwave single-photon detector, as discussed further in Sec. 9.2. Somewhat surprisingly, it turns out that the cross-Kerr effect mediated by a single artificial three-level atom cannot be used to detect a single photon [172]. However, a chain of such three-level atoms, interspersed with circulators, can be used for this purpose [256].

8. Photon generation

The generation of nonclassical states of light, such as single photons, is essential to many protocols for quantum computation and quantum communication. In quantum optics, single-photon *generation* has posed a greater challenge than single-photon *detection*. As we will see in this section and in Sec. 9, for microwave photonics with superconducting artificial atoms the situation is rather the opposite.

In this section, we review experimental and theoretical work on photon generation with superconducting circuits. We begin in Sec. 8.1 with a brief overview of the methods that have been used for photon generation in quantum optics. We then look at photon generation schemes for superconducting circuits in Sec. 8.2, dividing them into setups without cavities, i.e., open transmission lines, setups with one cavity, and setups with two cavities (e.g., generation of NOON states). For lasing in SQCs, see Sec. 6.4.

8.1. Approaches to photon generation in quantum optics

Ideally, a system for single-photon generation should be *deterministic* (able to produce photons “on-demand”), not suffer from losses or accidental emission of multiple photons, have arbitrarily high repetition rate, and be able to *shape* the photon wavepacket. As reviewed in Refs. [947–953], deterministic sources investigated in quantum optics have usually been based on single quantum emitters, which are first excited by a classical pulse and then emit a photon when relaxing to a lower state. Examples of such quantum emitters (giving just a few references) are natural atoms [287, 954–959], ions [960–962], molecules, quantum dots [513, 520, 963–968], and color centers in diamond. Another approach is to drive a nonlinear medium to induce spontaneous parametric down-conversion (SPDC) [969, 970] or four-wave mixing [971], producing photon pairs. These methods are not deterministic, but *probabilistic*; however, the photon production can be heralded by detecting one of the photons in the pair.

For deterministic photon generation from a single quantum emitter, the setup illustrated in Fig. 22 has been the subject of much theoretical [958, 972–976] and experimental [956–958, 960, 961] work. Here, a three-level atom in a Λ configuration has one transition driven by a classical pulse and the other transition coupled to a cavity, such that a Raman process can generate a single photon in the cavity. However, if the atom starts in its ground state and the classical drive is increased adiabatically, the system can be kept in a dressed state involving only the two lower levels, resulting in the generation of a single photon without ever populating the excited state of the atom. This scheme is called *vacuum-stimulated Raman adiabatic passage* (vSTIRAP). By more advanced control of the drive, the shape of the photon wavepacket can be designed [955, 957, 960, 976]. For a recent review of STIRAP, see Ref. [977]. Photon shaping has also been implemented with SPDC [970] and an atomic-ensemble quantum memory [978]. Heralded photon shaping can be achieved by modulating one photon from a pair and then detecting it; the second photon can then acquire the same shape [979, 980].

Another interesting approach to photon generation is through *projective measurements*. By measuring the phase shifts of Rydberg atoms passing through a microwave cavity, the photonic Fock states in the cavity can be distinguished [922] (see Sec. 9.1). Initializing the cavity in a coherent state using a classical drive, the measurement can then be used to project the cavity into a Fock state [923, 981]. In this case, the Fock

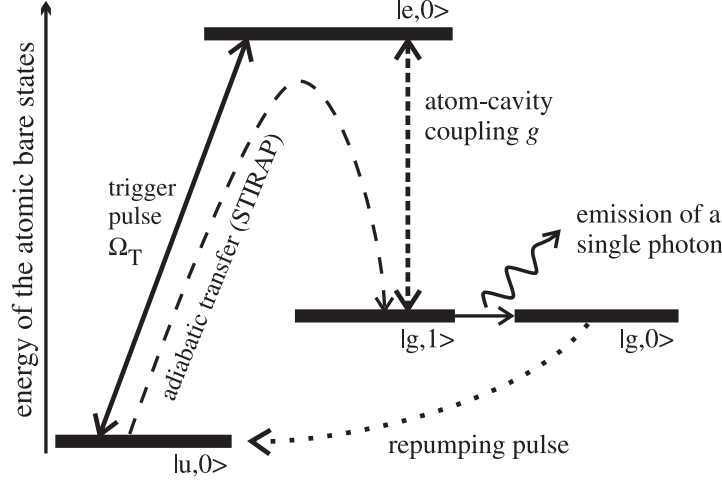


Figure 22: A sketch of the level structure used for single-photon generation through a Raman process [974]. A classical drive with amplitude $\Omega_T(t)$ is applied to the transition between the ground state $|u\rangle$ and the excited state $|e\rangle$ of a Λ -type three-level atom. A cavity is coupled to the $|g\rangle \leftrightarrow |e\rangle$ transition (but far detuned from $|u\rangle \leftrightarrow |e\rangle$) such that the excited atom can relax by emitting a cavity photon. In the vSTIRAP scheme, outlined in the main text, the drive is changed adiabatically in a way that generates a photon without populating $|e\rangle$ in the process. Reprinted figure from A. Kuhn et al., *Appl. Phys. B* **69**, 373 (1999), with permission from Springer Science and Business Media.

state generated is random, but by adding feedback to the system, either with excitations in the atoms or with coherent pulses, a specific Fock state can be created [982–986].

8.2. Photon generation with superconducting circuits

The strong coupling, tunability, and controllability of superconducting artificial atoms that make them promising for quantum computation also makes them well suited for photon generation. As we will see below, this has allowed for impressive engineering of Fock states in cavities, going well beyond what has been achieved in quantum optics previously.

8.2.1. No cavity

Neither a cavity nor an atom is actually necessary for photon generation. This is exemplified by the *dynamical Casimir effect* (see Sec. 2.7), where a rapidly oscillating mirror produces pairs of photons whose frequencies sum to the oscillation frequency of the mirror (note that the photon generation is not deterministic). With superconducting circuits, the moving mirror can be implemented as a flux-tunable SQUID at the end of a transmission line [131–133] and photon pair production has been demonstrated in such an experiment [134]. Photons have also been produced in this manner in a resonator with a SQUID at one end [132, 987] and could also be created in two resonators connected through a SQUID [137]. As reviewed in Ref. [135], a number of other photon-generating relativistic effects, e.g., Hawking radiation, could potentially be realized with superconducting circuits.

Other cavity-less approaches involve either a driven Josephson junction [988–990] or a superconducting artificial atom in an open or semi-infinite transmission line. While it has been shown that an N -type four-level atom in an open transmission line can give rise to photon blockade and increased probability of transmitting single-photon states of a coherent drive [629], most works focus on a two-level atom. As discussed in Sec. 5.1.1, a two-level atom in an open transmission line can only reflect one photon at a time from a coherent drive (the antibunching of the reflected signal has been measured in an experiment [194]). However, there is still a large probability of the reflected part of a coherent pulse being a zero-photon state, which means this will not be a deterministic photon source [136]. More promising is to excite a two-level atom, strongly coupled to a semi-infinite transmission line, via a weakly coupled excitation line such that the atom relaxes by releasing a photon in the single direction of the strongly coupled line [136, 991]. An experimental demonstration of this concept, yielding an efficiency above 50% over a wide frequency range with a frequency-tunable flux qubit, was recently given [991]. There are also proposals [992] which do not require a separate excitation line, as shown in Fig. 23. A scheme for multiphoton generation using a large number of driven multi-level atoms in a waveguide has also been proposed [698]. Finally, traveling Schrödinger cat states could potentially be implemented in circuit QED by combining a Josephson traveling-wave amplifier, a microwave beam-splitter, and a single-photon detector to subtract a single photon from a squeezed state [993].

8.2.2. One cavity

With a single resonator, usually coupled to an artificial atom, there are many possible schemes for generating photons. We therefore sub-divide this section into parts dealing with the generation and control of Fock states in a cavity, shaping of the photon wavepacket (using various tunable couplings), photon generation using ultrastrong coupling, and other schemes.

Fock-state engineering and control. A photon generation scheme well suited for superconducting circuits is to excite an artificial atom with a π -pulse, tune it into resonance with a resonator for half a Rabi oscillation period, and then tune it out of resonance again. In this way, a single photon is *deterministically* generated in the resonator. By exciting the qubit again, a second photon can be added to the resonator, and so on. Generalizing the scheme to include all qubit rotations and varying interaction times, *arbitrary* superpositions of Fock states can be generated, which was shown theoretically in the 90’s [994, 995] and then suggested for implementation with superconducting circuits [86]; see also Fig. 24. Later, it has been shown that arbitrary Fock states can be generated more rapidly, either by simultaneously driving multiple sideband transitions in the Jaynes–Cummings Hamiltonian with the qubit resonant with the resonator during the whole procedure [801], or by including longitudinal coupling to the qubit that makes multi-photon processes possible [317]. It is also possible to generate Schrödinger cat states in a resonator coupled to a single qubit [996].

The first photon-generation experiment with superconducting circuits used a π -pulse to excite a qubit which then emitted a photon as it relaxed (randomly) through Purcell decay [91]. In the following years, experiments using the scheme outlined above deterministically transferred a single photon to a resonator [349], created single Fock states containing several photons [353, 357], created arbitrary superpositions of Fock states in

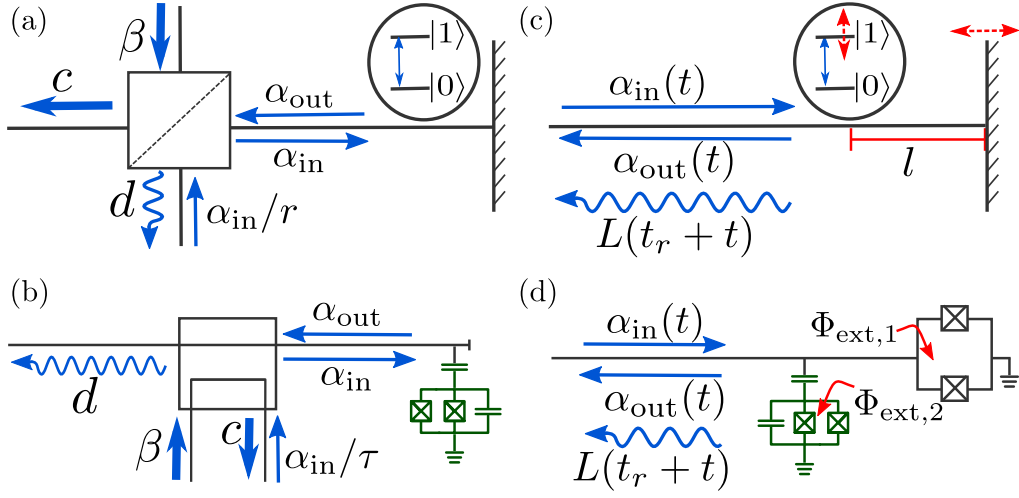


Figure 23: Two setups for photon generation with a single two-level superconducting artificial atom at the end of a semi-infinite transmission line [992]. (a) A coherent π -pulse α_{in} excites the atom. The coherent part α_{out} of the resulting output is removed by destructive interference with another coherent drive β sent in through a beam-splitter with nearly perfect reflection, leaving only a single photon as output d . (b) A superconducting circuit for the setup in (a), with a directional coupler as the beam-splitter and a transmon qubit as the atom. (c) Alternatively, the atom can be placed at a tunable distance from the mirror. After the incoming pulse excites the qubit (weakly coupled to the transmission line), the distance is changed such that the coupling becomes zero. At a later time, the distance is changed again and the coupling is increased to release a photon. (d) The effective distance to the mirror can be changed either by tuning the qubit frequency or by terminating the transmission line with a SQUID. Reprinted figure with permission from S. R. Sathyamoorthy et al., *Phys. Rev. A* **93**, 063823 (2016). © 2016 American Physical Society.

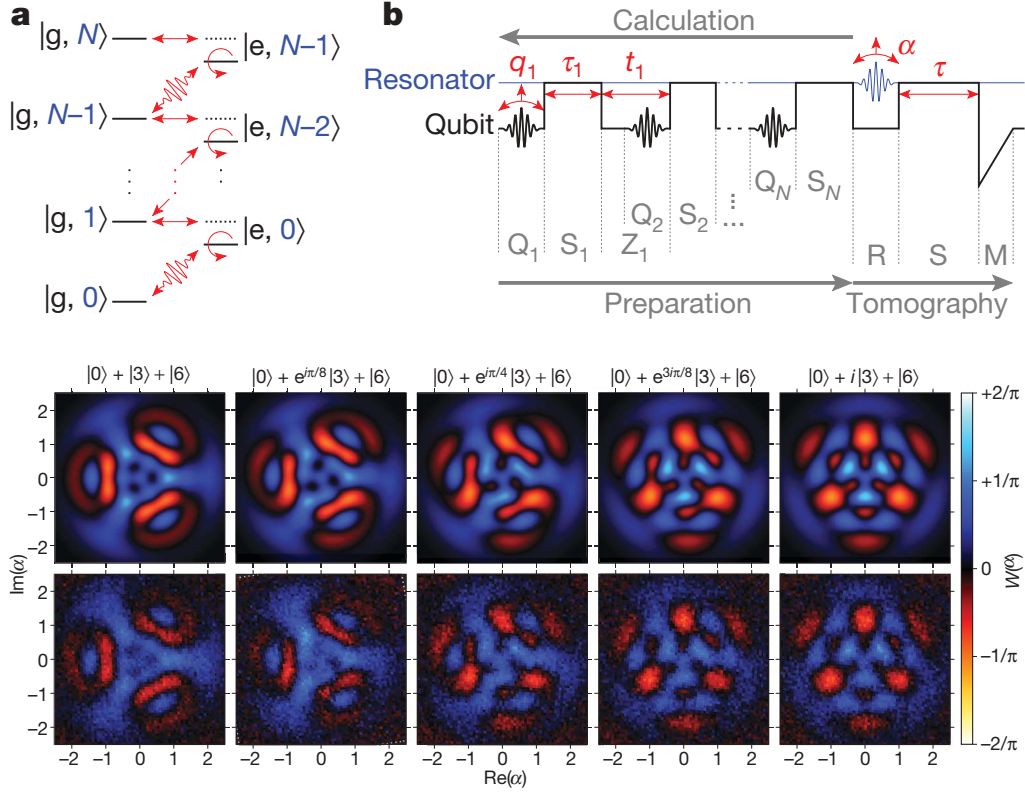


Figure 24: Generation of arbitrary Fock-state superpositions in a cavity [92]. (a) Energy levels for the qubit-resonator system with arrows representing the three types of operations used: undulating lines for driving the qubit (Q), straight horizontal lines for swapping states between the qubit and the resonator by bringing them on resonance for a certain time (S), and circles for phase rotations of the qubit (Z). (b) Pulse sequence for the state preparation, showing the qubit frequency in black, the resonator frequency in blue, and the pulses in red. The pulse sequence is calculated by starting from the desired final state and calculating backwards to the ground state. After the state has been prepared, it is measured with quantum tomography. (Bottom) Wigner tomography of several superposition states, showing theoretical simulations in the upper row and experimental results in the lower row. Reprinted figure by permission from Macmillan Publishers Ltd: Nature, M. Hofheinz et al., *Nature* **459**, 546 (2009), copyright (2009).

the resonator [92, 997] (see Fig. 24 for details), and generated single photons leaving their resonators for further measurements [94, 191, 198]. Sideband transitions have also been used to generate multi-photon Fock states [352]. Also, the generation of large *cat states* has been demonstrated [367, 997].

The next step beyond generation of arbitrary superpositions of Fock states is *universal control*, i.e., the ability to perform arbitrary unitary operations on Fock states in the resonator [368, 998]. This can be achieved in superconducting circuits through a selective number-dependent arbitrary phase (SNAP) gate, which imparts phases θ_n on the different number states $|n\rangle$ [368, 999]. An experimental demonstration, including the generation of the Fock state $|1\rangle$, has been given with a qubit dispersively coupled to a resonator strongly enough that the number-dependence of the dispersive shift to the qubit frequency can be resolved [999].

Shaping photons. The wavepacket of a generated photon can be *shaped* by modulating the coupling strength between the generating and receiving systems [561]. This has applications for the transfer of photons (and thus quantum information) between separate resonators [1000–1003] since an exponentially decaying wavepacket will be partly reflected by the receiving resonator. With superconducting circuits, an experiment has demonstrated absorption with efficiency above 99% of a shaped coherent pulse arriving at a resonator [1004].

The coupling that is modulated can be either between a qubit and the resonator or between the resonator and an outgoing transmission line. Tunable qubit-resonator coupling has been implemented experimentally both using a tunable mutual inductance, coupling a phase qubit and a lumped-element resonator [1005], using a three-island transmon qubit with a tunable dipole moment [84, 312, 313], and using a three-level transmon where a tunable drive couples the states $|g, 1\rangle$ and $|f, 0\rangle$ [1006, 1007]. In the second setup, the coupling has been tuned by a factor of 1500 [313]. The last scheme has been used to control both amplitude, phase, and shape of single microwave photons when generating them [1006].

Tunable coupling between a resonator and a transmission line has been demonstrated in two experiments. In the first, an inductive coupler including a flux-tunable SQUID was used to rapidly tune the resonator decay rate by more than two orders of magnitude and shape outgoing photons [1008]. In the second experiment, a second, frequency-tunable resonator containing a SQUID was placed between the first resonator and the transmission line. By tuning the second resonator in and out of resonance with the first, the decay rate of the first resonator was modified by three orders of magnitude [1009].

Ultrastrong coupling. In the regime of ultrastrong coupling (see Sec. 4.3) between a qubit and a resonator, the ground state is not $|g, 0\rangle$, but instead contains contributions from *virtual* photons and qubit excitations. By modulating the coupling strength, photon pairs can be generated in a way that is reminiscent of the dynamical Casimir effect [447, 452, 1010]. In fact, even an unmodulated thermalized ultrastrongly coupled qubit-resonator system displays interesting photon emission statistics. Usually, thermal radiation is bunched with $g^{(2)}(0) = 2$. However, at low temperatures and ultrastrong coupling, $g^{(2)}(0)$ approaches zero, which corresponds to single-photon emission [443].

If an auxiliary third level $|s\rangle$, having lower energy than $|g\rangle$ and with its transitions not ultrastrongly coupled to the resonator, is added to the qubit, additional ways to

generate photons from the ultrastrongly coupled system’s ground state become possible. Simple spontaneous relaxation can then cause the system to sometimes end up in $|s, 2\rangle$, not only $|s, 0\rangle$ [458]. The transition to $|s, 2\rangle$ can be stimulated with an external drive to make the process deterministic [459]; photons can also be reabsorbed back into the vacuum using such a drive [460].

Other schemes. Beyond the photon-generation methods mentioned above, there are several more that have either been experimentally implemented with or suggested for superconducting circuits. Theoretical proposals include using a Raman scheme to generate single photons from a Λ system formed by a flux qubit [187], realizing parametric down-conversion to produce photon pairs with a three-level Cooper-pair box in a resonator [77], implementing lasing by configuring a flux qubit as a three-level delta system [70], using a superconducting single-electron transistor in a weakly anharmonic resonator to squeeze the photon number distribution in the resonator [823], and pulsed driving of a nonlinear oscillator [1011]. STIRAP (see Sec. 8.1) and other adiabatic passage schemes have been considered in a number of theoretical works [1012–1017].

On the experimental side, photons have been generated through adiabatic passage from $|e, 0\rangle$ to $|g, 1\rangle$ by tuning the frequency of a transmon qubit [95] and through driving the sideband transition $|g, 0\rangle \rightarrow |e, 1\rangle$ in a setup where the cavity decays much faster than the qubit [1018]. Some more recent adiabatic-passage experiments can be found in Refs. [782, 1019, 1020]; in Ref. [1020], Fock states with up to three photons were generated. Furthermore, photon blockade [881] resulting from the nonlinearity of the Jaynes–Cummings Hamiltonian (see Sec. 4.2.1) has been used to realize antibunched single-photon transmission through a resonator coupled to a transmon qubit [192]. Fock states have also been manipulated with a resonator resonant with the second transition in a transmon qubit [1021]. Finally, several theoretical [1022–1025] and experimental [834, 1026] studies have explored a setup with a voltage-biased Josephson junction coupled to a resonator. When a Cooper pair tunnels across the junction, one (or more) photons can be created in the cavity, provided that the Josephson frequency matches the resonator frequency.

8.2.3. Two or more cavities

Highly entangled states of photons in *two* modes, e.g., the NOON state $(|N, 0\rangle + |0, N\rangle)/\sqrt{2}$, can improve measurement sensitivity [1027] and have been realized in quantum optics experiments [1028–1030]. In the last few years, a number of protocols have been proposed for the generation of NOON states in two superconducting resonators [318, 801, 1031–1034], aided by one or two multi-level artificial atoms. In an experiment with three superconducting resonators connected to two phase qubits, the creation of NOON (and MOON, $(|M, 0\rangle + |0, N\rangle)/\sqrt{2}$, $M \neq N$) states with $N \leq 3$ has been demonstrated [1035]. The experimental protocol is explained in Fig. 25. In a similar experimental setup, one and two photons created according to the protocol of Fig. 24 have also been shuffled between the resonators via the qubits in a “photon shell game” and a “tower of Hanoi game” [1036]. Entangled photons can also be generated with a SQUID implementing parametric frequency conversion between two cavity modes [140] and in a setup with an array of resonators coupled to a voltage-biased Josephson junction [1037, 1038]. The latter method is an extension of the scheme discussed above for a single resonator; here, the resonator frequencies sum to the Josephson frequency.

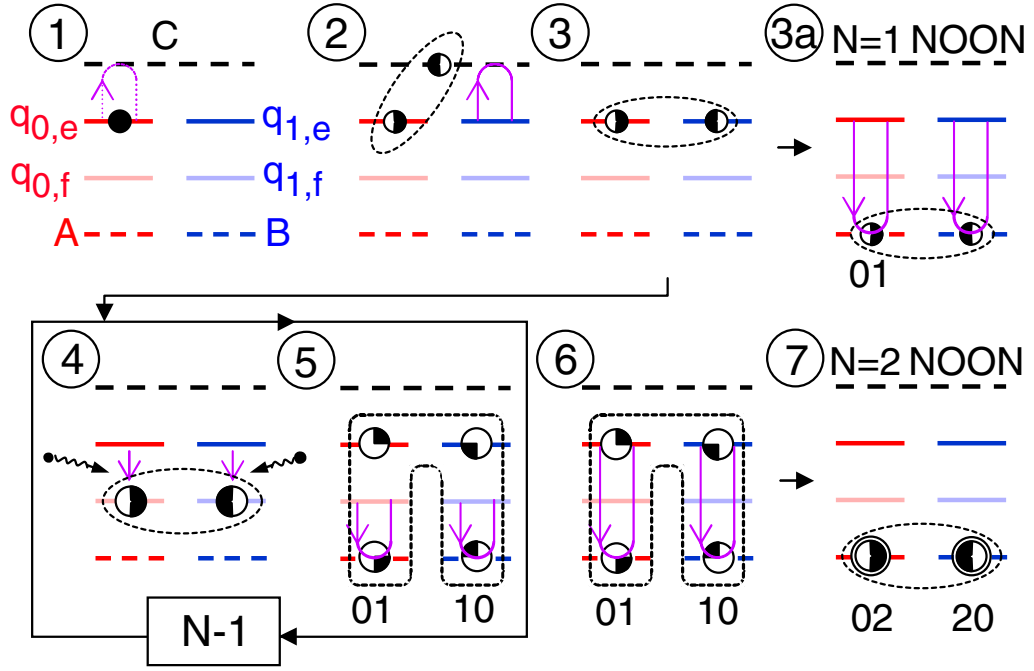


Figure 25: An experimental protocol for the generation of NOON states [1035]. Three resonators, A, B, and C, are coupled to two artificial atoms, q_0 and q_1 , with levels $|g\rangle$, $|e\rangle$, and $|f\rangle$. In step 1, q_0 is excited to $|e\rangle$ by a π -pulse. In step 2, q_0 is tuned into resonance with C for a quarter of a Rabi oscillation period, forming the state $(|0, e\rangle + |1, g\rangle)/\sqrt{2}$. Thereafter C is tuned into resonance with q_1 for half a Rabi period, swapping its excitation to create the Bell state $(|e, g\rangle + |g, e\rangle)/\sqrt{2}$ in step 3. To form the NOON state with $N = 1$, q_0 and q_1 are then tuned into resonance with A and B to swap their respective states (step 3a). To generate NOON states with higher N , the atoms are instead excited from $|e\rangle$ to $|f\rangle$ (step 4) and then swap their higher excitations into A and B (step 5). The process is repeated until there are $N - 1$ photons in the cavities. Then the excitations from the $|e\rangle$ states are swapped into A and B (steps 6-7). Reprinted figure with permission from H. Wang et al., *Phys. Rev. Lett.* **106**, 060401 (2011). © 2011 American Physical Society.

Schemes featuring two resonators can also be used for single-photon generation. A coherent drive on the first of two coupled nonlinear resonators (a setup sometimes referred to as a *Bose–Hubbard dimer*) has been shown to generate antibunched photons from the first resonator [904]. Actually, only the second resonator needs to be nonlinear (the nonlinearity can be due to an atom coupling to the resonator) and the effect persists even if the nonlinearity is no larger than the resonator linewidth [906]. This “unconventional photon blockade”, which was first investigated in Refs. [902, 903], has been studied further in a number of theoretical works [905, 907–910, 912], with an explanation in terms of Gaussian squeezed states being given in Ref. [911]. The setup has been realized in an experiment with superconducting circuits, although in this instance it was used for quantum amplification instead of photon generation [913].

In a recent experiment, two resonators coupled to a superconducting transmon qubit realized a single-photon-resolved cross-Kerr interaction [946]. This allowed for the implementation of a protocol, based on driving both resonators, to stabilize a single-photon Fock state in one of the resonators. The same experimental setup, with the addition of a readout resonator for the qubit, has also been used to realize a two-mode cat state distributed over the two resonators [1039]. Two resonators coupled to a superconducting qubit with both longitudinal and transversal couplings can also be used to realize photon blockade and single-photon generation [882].

9. Photon detection

For most experiments in microwave photonics with superconducting artificial atoms, it is necessary to measure and characterize the photons in some manner. For a long time, this was an area where microwave photonics seemed to be at a disadvantage when compared to traditional quantum optics. At optical frequencies, there are good single-photon detectors [948, 950, 951, 1040]. Furthermore, these detectors can be combined in different setups to realize homodyne and heterodyne detection, and also various correlation measurements. In microwave photonics, on the other hand, realizing a good single-photon detector is hard since the energy of a single microwave photon is roughly *five orders of magnitude lower* than that of an optical photon. Consequently, detection in microwave photonics have so far mostly focussed on using amplifiers and linear detectors. In this way, not only homodyne and heterodyne detection, but also correlation measurements, have been realized. Using Josephson-junction based amplifiers, the available experimental technology is rapidly approaching ultimate quantum limits. In the last few years, there has also been considerable theoretical progress in the area of single-photon detection for microwaves, which is now beginning to be implemented in experiments.

In this section, we review the current theoretical and experimental status for a number of detection schemes in microwave photonics. We first consider photon-number detection of both photons in cavities (Sec. 9.1) and itinerant photons (Sec. 9.2). We then turn to homodyne and heterodyne detection implemented with amplifiers and linear detectors in Sec. 9.3. Finally, in Sec. 9.4, we look at how correlation measurements are realized. For the different kinds of measurements, we also discuss the form of measurement back-action they give rise to, as well as the concept of quantum nondemolition (QND) measurements [1041]. Note that we here only consider measurements on *photons*, not on atoms (though atoms are often used to realize measurements of photons).

9.1. Quantum nondemolition measurements and detection of cavity photons

In general, detecting photons confined to a resonator is easier than detecting itinerant (traveling) photons. We therefore review the former case first. However, before we begin it is pertinent to briefly review the concept of QND measurements.

Measuring an observable O in a QND way implies that subsequent measurements of the same variable will give the same result as the first measurement [1041, 1042], i.e., once the measurement has projected the system into an eigenstate of O , the subsequent measurement results are *completely predictable*. It is far from always that an observable can be measured in a QND way. A simple example is the case of a free particle. Measuring the momentum p of the particle will unavoidably introduce some uncertainty in the position x , but the momentum is conserved and subsequent measurements will give the same result. Thus, the momentum can be measured in a QND way. However, measuring x cannot be done in a QND way, because any measurement of x will introduce an uncertainty in p , which makes it impossible to predict the result of a subsequent measurement of x .

For the case of photon detection, a measurement is QND if it *preserves the photon number*. For example, a QND measurement of photons in a resonator can project a coherent state into a Fock state, but subsequent measurements should give the same Fock state as a result (barring resonator decay).

QND measurements were first considered in the 1970s for detection of gravitational waves [1042–1045], but were soon expanded to more general back-action evading measurements [1046]. There have been many proposals and implementations in traditional quantum optics [1047–1050] and lately also in quantum optomechanics and electromechanics [1051, 1052].

The basic idea for measuring microwave photons in a resonator is to let them interact with an atom and then make a measurement on the atom. When the atom is on resonance with the resonator, we know from the Jaynes–Cummings model (see Sec. 4.2.1) that there will be Rabi oscillations with a frequency $\Omega_n \propto \sqrt{n+1}$ that depends on the photon number n . Letting the atom interact for a fixed time with the resonator and then measuring the state of the atom will thus give information about n . This scheme is *not* QND since excitations are exchanged between the atom and the resonator. This type of measurement was first done with Rydberg atoms passing through a microwave cavity [355]. It has also been realized in circuit QED with phase qubits and used to study the generation and decay of Fock states in the resonator [92, 353, 357, 997].

A less invasive measurement can be realized by instead operating in the *dispersive regime* of the Jaynes–Cummings model (see Sec. 4.2.4). There, the photons shift the frequency of the atom by $2n\chi$ without any exchange of excitations taking place. Thus, a Ramsey experiment will reveal different phase shifts of the qubit depending on the photon number n . The drawback of the method is that it still requires multiple measurements to measure these phase shifts. Again, this method was first proposed [1053] and realized experimentally [1054] for Rydberg atoms passing through a microwave resonator. The same setup has later been used for progressively more advanced measurements of the evolution of photon states in a resonator [922, 923, 1055, 1056] and also for feedback on these states [983–986]. An overview of the experiments with Rydberg atoms can be found in Ref. [1057].

In circuit QED, the dispersive regime of the Jaynes–Cummings model has also been used to measure the photon number in a resonator with a charge qubit [374]. There, both

the dispersive shift of the qubit ($2n\chi$) and of the cavity ($\chi\sigma_z$) were utilized, as shown in Fig. 26. The transmission of the resonator at a frequency ω_{rf} close to the resonance corresponding to the qubit ground state was measured while a second tone at frequency ν_s was applied directly to the qubit. When ν_s was on resonance with the shifted qubit frequency, the qubit was excited and a change in transmission at ω_{rf} was observed since the resonator frequency had then been shifted by the qubit. In this way, by operating in the regime where χ is much larger than both the cavity decay κ and the qubit decay γ , several Fock states could be distinguished. However, while the interaction between the qubit and the resonator is QND, the measurement is strictly speaking *not* QND since the first probe tone affects the cavity.

A *true* QND measurement of a single photon in a resonator was realized in circuit QED in 2010 [95, 1058]. This time, a transmon qubit was coupled to a photon storage resonator in the quasi-dispersive regime, and also to a second resonator, used for qubit readout. By applying a π -pulse to the qubit at the frequency corresponding to a shift of n photons, and then reading out the qubit state via the second cavity, a measurement of the type “are there exactly n photons in the storage resonator?” was realized for $n = 0$ and $n = 1$. The quasi-dispersive regime was used to realize a trade-off between QND interaction and large dispersive shifts, needed for the π -pulse to be frequency-selective. It should be possible to extend the scheme to higher n .

Recently, a refined version of the same setup (one transmon qubit and two resonators) was used to measure the *photon-number parity* rather than the photon number in a QND way [116]. The procedure of that experiment is to start with the qubit in the ground state, apply a $\pi/2$ -pulse, wait for a time $t = \pi/2\chi$, apply a second $\pi/2$ -pulse, and finally read out the qubit via the second resonator. During the waiting time, the qubit acquires a phase $\exp(in\pi)$. This means that the final measured state of the qubit ($|e\rangle$ or $|g\rangle$) will correspond to an even or odd number of photons in the storage resonator. There is also a proposal for measuring the phase of a superposition of Fock states in a resonator coupled to two qubits [1059].

9.2. Detecting itinerant photons

In traditional quantum optics, there are efficient detectors for *itinerant* photons, based on, e.g., photomultipliers, avalanche photodiodes, superconducting transition-edge sensors, and superconducting nanowires [948, 950, 952, 1040, 1060–1063]. What all these detectors have in common is that the *absorption* of the incoming photon gives rise to a signal that can be amplified and read out. Thus, these detectors are *not* QND.

In the case of microwave photonics, the detection schemes mentioned above do not work due to the low energy of the microwave photons. In the last few years, several theoretical proposals have been put forward to overcome this obstacle and a few experiments have been carried out. This research field was recently reviewed in Ref. [1064] and there is also an earlier review in Ref. [135], as well as a brief overview of photon generation and detection in Ref. [1065]. While the experimentally available microwave-photon detectors are not yet as good as their optical counterparts, the use of superconducting artificial atoms could allow the microwave-photon detectors to go further and realize QND detection.

Since microwave photons trapped in a cavity can be detected, as we saw in the previous section, one idea for the detection of itinerant photons is to catch them in a cavity and perform the detection there. Recently, experiments employing resonators

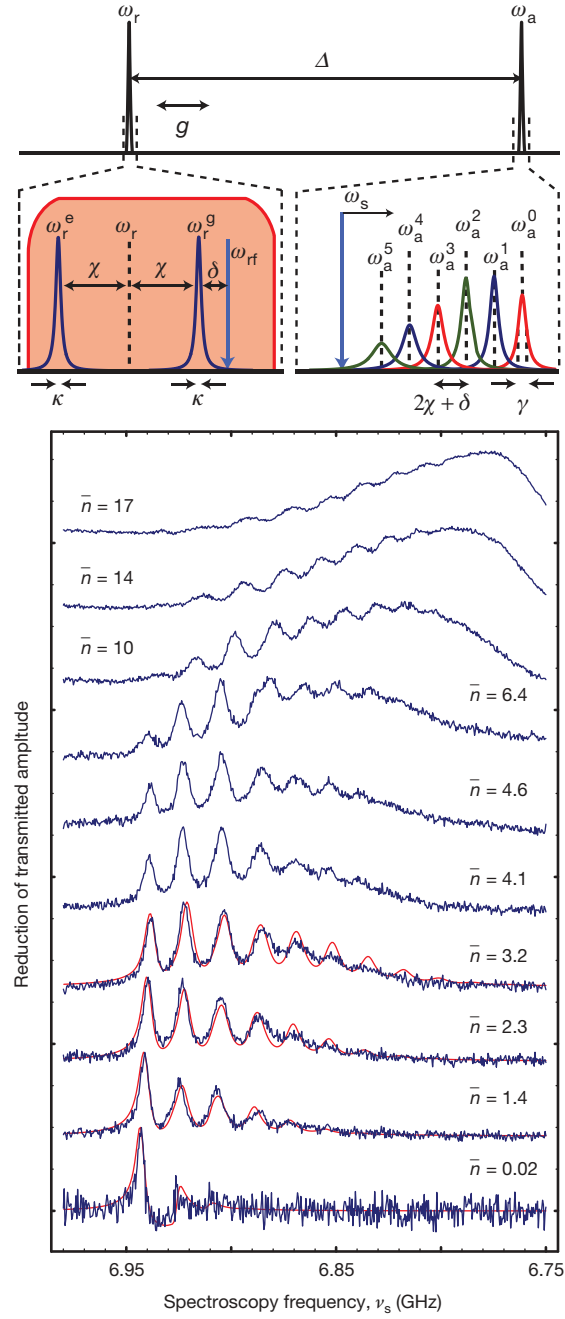


Figure 26: A circuit QED measurement of photon number in a resonator [374]. Top: Frequency diagram showing the resonator frequency ω_r and the qubit frequency ω_a together with their shifted resonances in the dispersive regime. Bottom: Results from two-tone spectroscopy (driving the qubit at ν_s and measuring the transmission of the resonator at ω_{rf}) for different average photon numbers \bar{n} in the resonator. Since $\chi \gg \gamma, \kappa$, several peaks, corresponding to different photon numbers, are clearly visible. Reprinted figure by permission from Macmillan Publishers Ltd: Nature, D. I. Schuster et al., *Nature* **445**, 515 (2007), copyright (2007).

with tunable coupling have demonstrated the capture of microwave photons with high efficiency [300, 1004, 1008]. However, this requires detailed knowledge of the arrival time and pulse shape of the photon to be captured, which makes it an impractical scheme for photon detection. There is a theoretical proposal for detecting an itinerant photon entering a cavity which is dispersively coupled to a second cavity [747]. A strong coherent probe on the second cavity, read out by homodyne detection, can then realize a QND detection, but the efficiency is limited by a conflict between interaction strength and reflection of the photon to be detected. Finally, we also note that a recent experiment realized QND detection of an itinerant optical photon by letting it reflect off a cavity containing a single three-level atom prepared in a superposition state [1066]. The reflection of a photon causes a phase flip of the atom state, which can be read out by a rotation followed by a projective measurement. Note that in this case the arrival time of the photon will not be known.

In *cavity-free* photon-detection schemes, the basic ingredient is usually two- or three-level systems coupled directly to the open transmission line where the photon is propagating (see Sec. 5 for more general information about such waveguide QED systems). Early on, it was proposed that microwave photons emitted in a quantum point contact could be measured using a nearby double quantum dot (DQD) [1067] and this experiment was later realized [1068]. The detection scheme is *not* QND since the photon is absorbed in the DQD.

In superconducting circuits, the first promising proposal suggested the use of current-biased Josephson junctions (CBJJs) along a transmission line as shown in Fig. 27 [1069, 1070]. A CBJJ can be made to realize a washboard potential with two states $|0\rangle$ and $|1\rangle$ in one of the potential wells as shown in the figure. The tunneling rate Γ from $|1\rangle$ to the continuum is much greater than that from $|0\rangle$ and thus the CBJJ can be thought of as a three-level system as the figure shows. The idea is to let the CBJJ start in $|0\rangle$ and let the itinerant photon be resonant with the $|0\rangle \rightarrow |1\rangle$ transition. When the photon is absorbed, a tunneling event will occur with high probability and this leads to a voltage drop over the JJ which is easy to detect. If only a single CBJJ is used, the probability that it will absorb the photon is 50%, but if N CBJJs are placed along the transmission line instead, the probability that one of them will absorb and detect the photon quickly approaches 100% as N increases. Using more CBJJs also increases the bandwidth of the detector, but it was actually shown later that 100% absorption can be achieved with a *single* CBJJ if it is placed in front of a mirror [727], which could possibly be formed by another artificial atom [685]. Possible limitations to the efficiency of this type of photon detector includes tunneling from the $|0\rangle$ state and the relaxation process $|1\rangle \rightarrow |0\rangle$. The detector absorbs the photon and is thus *not* QND.

An experiment with CBJJs placed at the end of a transmission line achieved a detection efficiency $\eta = 0.7$ [1071]. In that experiment, two detectors were employed at the two outputs of a microwave beam-splitter to realize correlation measurements (a Hanbury-Brown-Twiss experiment [1072]). In this way, $g^{(2)}(t)$ was measured for both coherent and thermal microwave photons. After this experiment, CBJJs as photon detectors in cavities have been analyzed further [1073–1075], sometimes being referred to as *Josephson photomultipliers* (JPMs) to distinguish them from phase qubits which are operated in a different parameter regime.

Itinerant photons can also be absorbed efficiently by a Λ system, which has been proposed and realized recently within circuit QED using dressed states of a resonator

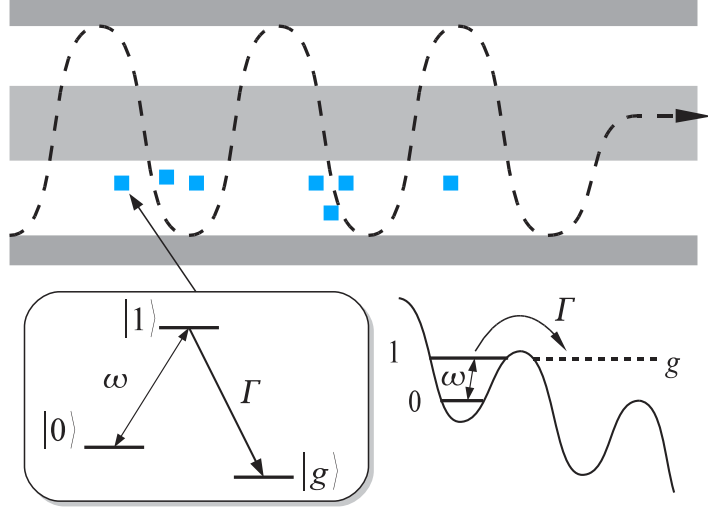


Figure 27: A proposed setup for destructive detection of itinerant microwave photons [1069]. Top: A number of CBJJs (blue squares) are placed along the transmission line where the photon propagates. Bottom: Each CBJJ is tuned to have a tilted washboard potential with two states in a potential well (right), realizing an effective three-level system (left). When a photon with frequency γ is absorbed by the CBJJ, it will rapidly tunnel from the $|1\rangle$ state to the continuum $|g\rangle$ (at a rate Γ), leading to a voltage drop over the junction that can be read out. Reprinted figure with permission from G. Romero et al., *Phys. Rev. Lett.* **102**, 173602 (2009). © 2009 American Physical Society.

and a driven superconducting qubit [340, 341, 938]. Placing this system at the end of a transmission line and reading out the qubit via a second, open transmission line, it can work as a (destructive) detector for itinerant microwave photons in the first transmission line [342]. A recent experimental implementation of this setup reached a single-photon detection efficiency close to 0.7 [506].

Another approach to detecting itinerant photons is to induce an interaction between them and a coherent probe, resulting in an effect on the probe that can then be read out with *homodyne detection* (which is available for microwave photons, see Sec. 9.3 below). Usually, this interaction is of the cross-Kerr type,

$$H = \chi a^\dagger a b^\dagger b, \quad (36)$$

with χ the interaction strength, a the annihilation operator for the signal mode, and b the annihilation operator for the probe mode. The presence of a photon in the signal mode will then give rise to a phase shift of photons in the probe mode, and vice versa. Photon detection based on this principle has been theoretically investigated in quantum optics [1050, 1076–1078], but experiments had not been able to reach larger phase shifts than a milliradian per photon [1079–1081] until very recently a phase shift of about 1 radian per photon was demonstrated with an atomic ensemble [501].

However, in circuit QED an experiment with a *single* three-level artificial atom (a transmon) in an open transmission line recently reported phase shifts of 20 degrees per photon [172]. In that experiment, the probe is close to resonance with the $|0\rangle \rightarrow |1\rangle$ transition of the transmon, while the signal is close to resonance with the $|1\rangle \rightarrow |2\rangle$.

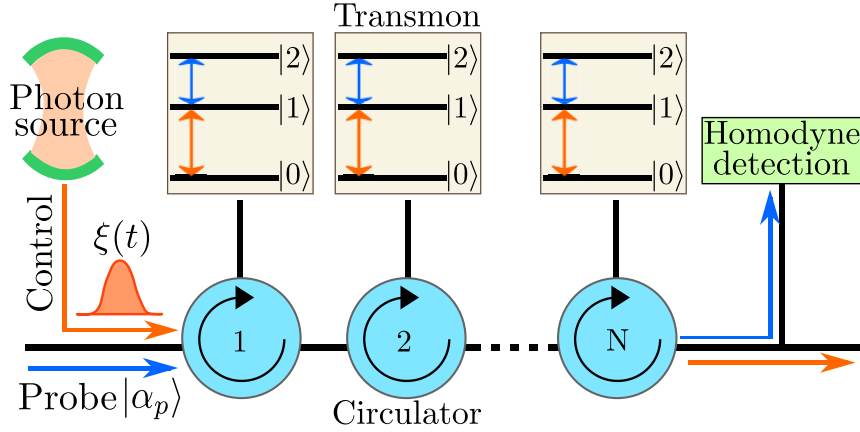


Figure 28: A proposed setup for QND detection of itinerant photons [256]. A control (signal) photon with a wavepacket shape $\xi(t)$ is guided by circulators to interact sequentially with the $|0\rangle \rightarrow |1\rangle$ transition of N three-level artificial atoms, while a coherent probe field interacts with the $|1\rangle \rightarrow |2\rangle$ transition. The three-level atoms induce an effective photon-photon interaction, resulting in a large phase shift of the probe which can be read out with homodyne detection. Since each atom sits at the end of a transmission line (i.e., in front of a mirror) the circulators ensure unidirectional propagation of all the photons. Reprinted figure with permission from S. R. Sathyamoorthy et al., *Phys. Rev. Lett.* **112**, 093601 (2014). © 2014 American Physical Society.

In the limit where both the signal and the probe are far detuned from the respective transitions, the photon-photon interaction mediated by the superconducting artificial atom reduces to the form of Eq. (36), but to account for the large phase shifts in the experiment the dynamics of the atom has to be included in the description.

The possibility of using the system from the experiment in Ref. [172] as a detector was investigated theoretically in Ref. [624]. There, it was found that the displacement of the probe induced by a single photon is *not* large enough to overcome the inherent quantum noise in the probe. This negative result was in line with earlier theoretical investigations of the cross-Kerr effect [1082–1084]. However, a following study revealed that photon detection is nevertheless possible if several three-level atoms are cascaded after each other, using circulators to ensure unidirectional propagation as shown in Fig. 28 [256]. In this case, the phase shift of the probe *accumulates* and rises above the quantum noise. By coupling a resonator to each atom and probing each resonator separately, the detector efficiency can be increased even further [1085]. Since the signal photon propagates on after interacting with the atoms in the above setups, the detection is QND, unlike all existing detectors at optical frequencies (although there are proposals to achieve QND detection there also [605, 1086]).

In addition to the proposals above, hot-electron nanobolometers are also being investigated as a possible microwave-photon detector [1087–1089] and there may be more methods with Rydberg atoms that can be transferred to circuit QED setups [1090]. We also note that a single-electron transistor [1091] has been used to detect propagating microwave *phonons* (in the form of surface acoustic waves) with single-phonon sensitivity after averaging [1092]. Thus, there are now several promising schemes for detection of

itinerant microwave photons, although some of them are still waiting for experimental implementation. Consequently, the use of photon detectors in circuit QED has seen an increased theoretical interest lately, with, e.g., qubit readout by a JPM [1093], multi-qubit parity measurements based on photodetection [1094, 1095], and even dark-matter axion detection [1096] being considered. Since earlier, it is well-known from quantum optics that photon detection is crucial for applications such as optical quantum computing [183, 184], quantum key distribution [1097, 1098], Bell-inequality tests [1099, 1100], and quantum teleportation [1101].

To conclude this section, we briefly review how photon detection can be treated theoretically with *stochastic master equations* (SMEs). Consider a cavity with Hamiltonian H_{sys} containing photons (with annihilation operator a), leaking out to the environment at a rate κ . The master equation describing the time evolution for the density matrix ρ of the cavity is then [553, 1102, 1103]

$$\dot{\rho} = -i[H_{\text{sys}}, \rho] + \kappa \mathcal{D}[a] \rho, \quad (37)$$

where $\mathcal{D}[a] \rho = a\rho a^\dagger - \frac{1}{2}a^\dagger a\rho - \frac{1}{2}\rho a^\dagger a$ is the Lindblad term [1104] describing the cavity decay. This equation describes the behavior of the system averaged over many experiments. If we now place a photon detector outside the cavity, detecting a fraction η of the photons that escape the cavity (η is the measurement efficiency), the time evolution of the system, taking into account the information from the detector, follows the SME [919]

$$d\rho = (-i[H_{\text{sys}}, \rho] + (1 - \eta)\kappa \mathcal{D}[a] \rho) dt + \mathcal{G}[a] \rho dN(t) - \frac{1}{2}\eta\kappa \mathcal{M}[a^\dagger a] \rho dt, \quad (38)$$

where we have introduced the notation $\mathcal{G}[a] \rho = \frac{a\rho a^\dagger}{\langle a^\dagger a \rangle} - \rho$ and $\mathcal{M}[a] \rho = a\rho + \rho a^\dagger - \langle a + a^\dagger \rangle \rho$. Here, $dN(t)$ is the stochastic increment in a stochastic process $N(t)$, which counts the number of photons that have been detected up until time t . The stochastic increment has the property $dN(t)^2 = dN(t)$, since in a small time interval one can only detect 0 or 1 photons, and its expectation value is $E[dN(t)] = \eta\kappa \langle a^\dagger a \rangle dt$.

Equation (38) can be interpreted as the detector allowing us to follow the *quantum trajectory* [338, 552, 919, 1105] of a single experiment. For every click in the detector, i.e., every time $dN(t) = 1$, the term $\mathcal{G}[a] \rho$ removes a photon from the cavity to reflect our updated knowledge of the system. If $\eta < 1$, some photons escape the cavity without being detected, and this evolution can still only be captured on average by the Lindblad term in Eq. (38). Note that if we average over many experiments, the expectation value for $dN(t)$ ensures that we recover Eq. (37).

9.3. Homodyne and heterodyne detection

Homodyne and heterodyne detection is used to measure one or both quadratures of incoming light, giving information about *amplitude* and *phase* instead of just the number of photons. Due to the challenges of microwave photon detection described above, homodyne and heterodyne detection has been the prevailing type of measurement used in experiments in microwave photonics with superconducting artificial atoms, albeit with a slightly different implementation than in traditional quantum optics [187, 193] (a review of the latter is given in Ref. [1106]).

Two setups for *homodyne* detection are sketched in Fig. 29. The basic principle is to mix the system output to be measured with a strong coherent signal from a local

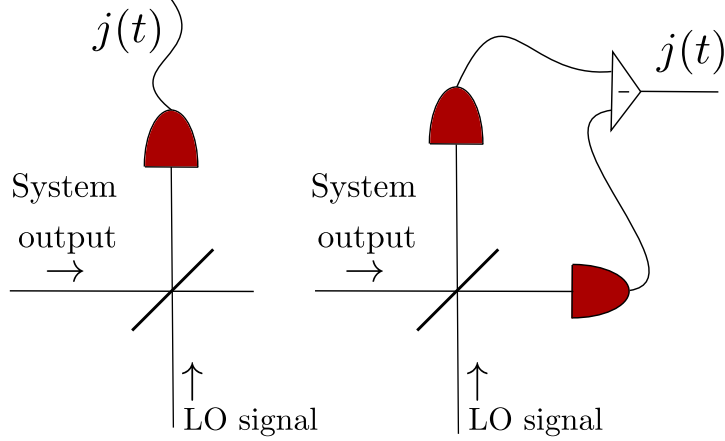


Figure 29: Two setups for homodyne detection (equivalent in the limit of strong local oscillator). Left: Simple homodyne detection. The system output and the LO are mixed at a high-reflectivity beam-splitter, which reflects almost all the system output. This reflected signal is measured by a photon detector to give the homodyne current $j(t)$. Right: Balanced homodyne detection, which has been implemented in quantum optics [1107]. The system output is mixed with a strong LO in a 50:50 beam-splitter and photon detectors are placed at both of the beam-splitter outputs. The homodyne current is given by the difference of the photon detector outputs.

oscillator (LO) and record the resulting photocurrent. The phase of the LO determines which quadrature is measured. Just as for photon detection, we can write down an SME for homodyne detection [552, 919, 1103, 1108],

$$d\rho = -i[H_{\text{sys}}, \rho] dt + \kappa \mathcal{D}[a] \rho dt + \sqrt{\kappa\eta} \mathcal{M}[ae^{-i\phi}] \rho dW(t), \quad (39)$$

where $dW(t)$ is a Wiener increment and ϕ is the phase set by the LO. The Wiener increment is a random variable with $E[dW(t)] = 0$ and variance dt . Using the first property, we see that averaging over many quantum trajectories given by Eq. (39) once again lets us recover the ordinary Lindblad master equation, Eq. (37).

The measurement signal associated with the SME of Eq. (39) is the *homodyne current*

$$j(t)dt = \sqrt{\kappa\eta} \langle ae^{-i\phi} + a^\dagger e^{i\phi} \rangle dt + dW(t), \quad (40)$$

which has two notable features. Firstly, changing ϕ indeed determines which quadrature is measured; if $\phi = 0$, we obtain information about $\langle a + a^\dagger \rangle$, while if $\phi = \pi/2$, we obtain information about $i\langle a^\dagger - a \rangle$. Secondly, the signal will be noisy, even for a vacuum bath, due to the stochastic increment $dW(t)$.

A *heterodyne* measurement, which measures both quadratures simultaneously, can be realized by first splitting the system output at a 50:50 beam-splitter and then doing separate homodyne measurements, with a phase difference of $\pi/2$ between the LOs, on the two outputs from the beam-splitter. An SME similar to Eq. (40) can be written down for this case, but the measurement efficiency η for each quadrature cannot exceed $1/2$ due to the splitting of the original output [919].

Since the setups above are based on *photon detectors*, they cannot be used straightforwardly for microwave photonics. Instead, in experiments in this field, the system

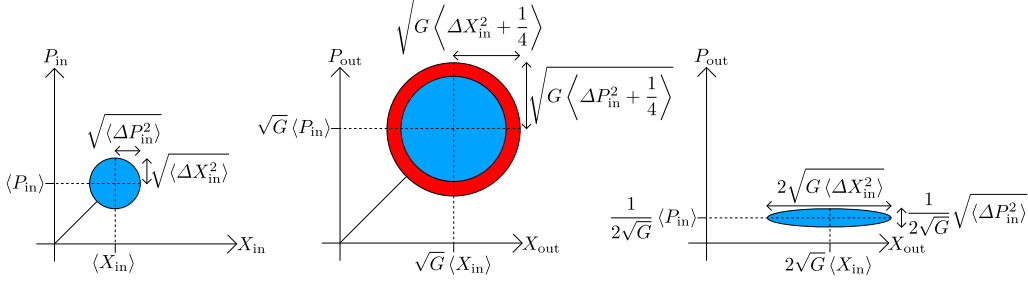


Figure 30: Left: The input state with quadratures defined by $a_{\text{in}} = X_{\text{in}} + iP_{\text{in}}$. Center: The output for phase-preserving amplification. The unavoidable extra added noise is shown in red. Right: The output for phase-sensitive amplification with $\phi = 0$ in the limit of large gain, $G \gg 1$. The X quadrature has been amplified, without any extra noise added, while the P quadrature has been deamplified. Figure adapted from E. Flurin, The Josephson mixer - A swiss army knife for microwave quantum optics, Ph.D. thesis, Ecole Normale Supérieure, Paris (2014).

output is first *amplified* at cryogenic temperatures and only then measured at room temperature, usually with a vector network analyzer (VNA). The measurement efficiency is limited by the noise of the amplifier, and the best commercially available cryogenic amplifiers such as high-electron-mobility transistors (HEMTs) have noise temperatures of a few Kelvin [1109–1111], which corresponds to upwards of at least 10 noise photons per signal photon. Since this degrades measurement efficiency considerably, great efforts have been made in the last decades to build *quantum-limited amplifiers* using superconducting circuits. A thorough review on quantum amplification is given in Ref. [1112], and some overview on the experimental developments can be found in Refs. [135, 293, 1113, 1114]. Below, we provide an overview of this field, which has seen much progress in the last few years.

To preserve the commutation relations $[a_{\text{in}}, a_{\text{in}}^\dagger] = 1 = [a_{\text{out}}, a_{\text{out}}^\dagger]$ for the input/output modes $a_{\text{in/out}}$, an amplifier cannot simply give a pure amplitude gain \sqrt{G} via $a_{\text{out}} = \sqrt{G}a_{\text{in}}$, but has to obey [1115, 1116]

$$a_{\text{out}} = \sqrt{G}a_{\text{in}} + \sqrt{G-1}b_{\text{in}}^\dagger, \quad (41)$$

where b_{in} represents another input mode. Amplifying both quadratures equally in this way, i.e., *phase-preserving* (*phase-insensitive*) amplification which is needed for heterodyne detection, will thus add at least half a photon of noise (the vacuum noise of b_{in}). However, by choosing $b_{\text{in}} = e^{i\phi}a_{\text{in}}$, it is possible to instead amplify one of the quadratures *noiselessly* at the expense of deamplifying the other quadrature. Such *phase-sensitive* amplification is used to implement homodyne detection. The two amplifying schemes are illustrated in Fig. 30. We note that another scheme, with non-deterministic heralded noiseless phase-preserving amplification, has been realized in optics [1117].

Almost all cryogenic amplifiers trying to reach the quantum limit are based on Josephson junctions that provide a nonlinearity for parametric amplification, where a strong pump at frequency ω_p amplifies a signal at frequency ω_s and also produces additional photons at the “idler” frequency ω_i (see Sec. 7.1). The amplifier is called *degenerate* when signal and idler are in the same mode, and *non-degenerate* when they are not.

Various Josephson-junction-based amplifiers were investigated already several decades ago [858, 859, 1118–1124], but the field has seen renewed interest with the advent of circuit QED.

One of the first amplifiers developed in this new wave was the *Josephson bifurcation amplifier* (JBA), based on a Josephson junction in a resonator [102], reviewed in Ref. [103]. Here, the focus has mostly been on using the bifurcation for qubit readout [97–99, 112, 1125–1128], but the JBA can also be used as a linear amplifier [1126, 1129].

The JBA is part of a larger family of amplifiers, *Josephson parametric amplifiers* (JPAs), which are usually based on SQUID(s) in some form of resonator [93, 125, 874, 875, 933, 1130–1142]. There are additional SQUID-based amplifiers which could also be included under the JPA umbrella [350, 1143–1148]. The JPA is normally operated as a degenerate, phase-sensitive amplifier, but it has also been used for phase-preserving amplification [933]. The JPA can be pumped not only through the resonator, but also by modulating the flux through the SQUID [125, 1135, 1136, 1140, 1141].

Another type of amplifier is the *Josephson ring modulator* (JRM), also called *Josephson parametric converter* (JPC), which is a non-degenerate, phase-preserving amplifier, first proposed in Ref. [104]. This amplifier is based on a design with four Josephson junctions in a loop and has seen much investigation in the last few years [104, 206, 293, 295, 297, 298, 926, 1113, 1149, 1150]. Its uses as a mixer are discussed in Sec. 3.4. For directional amplification with JPCs and other Josephson amplifiers [238–243], see Sec. 3.2.

There are also *traveling-wave amplifiers* [242, 243, 1151–1154], which have a large bandwidth and can be used to create multi-mode squeezing [871], as well as amplifiers based on SLUGs (superconducting low-inductance undulatory galvanometers) [1155], amplifiers with nonlinear resonators without Josephson junctions [1156], an amplifier using cavity electromechanics [1157, 1158], and the *Josephson parametric dimer* (JPD), consisting of two coupled SQUID-based resonators [913].

An amplifier that is to be used for homodyne or heterodyne detection should ideally have a low noise, i.e., high η , together with high gain (to overcome the noise of a following HEMT amplifier), large bandwidth (at least exceeding the bandwidth of the photons to be detected), and frequency tunability (to detect photons at different frequencies). For the phase-preserving JRM, the best reported η is 0.82 [293, 1150], which comes with a gain above 20 dB and a bandwidth of a few MHz. For the phase-sensitive JPA, the highest reported η is 0.68 [1134], with a gain of 10 dB and a bandwidth of 20 MHz. Traveling-wave amplifiers have bandwidths of several GHz, and very recently an η of 0.75 was reported [242].

9.4. Correlation measurements

In traditional quantum optics, single-photon detectors are not only used for the various measurements discussed in the previous sections, but also to measure *correlation functions* of photons. The first-order correlation function $G^{(1)}(t, \tau) = \langle a^\dagger(t)a(t+\tau) \rangle$ is important for interference experiments such as the double-slit experiment, but to decisively distinguish quantum effects from classical ones measurements of the second-order correlation function $G^{(2)}(t, \tau) = \langle a^\dagger(t)a^\dagger(t+\tau)a(t+\tau)a(t) \rangle$, or its normalized version

$$g^{(2)}(t, \tau) = \frac{G^{(2)}(t, \tau)}{(G^{(1)}(t, 0))^2} = \frac{\langle a^\dagger(t)a^\dagger(t+\tau)a(t+\tau)a(t) \rangle}{\langle a^\dagger(t)a(t) \rangle^2}, \quad (42)$$

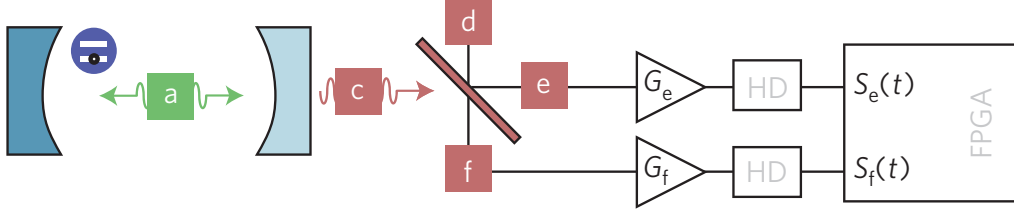


Figure 31: An example of a Hanbury-Brown-Twiss setup modified for microwave photonics [191]. The system to be measured, here a cavity with mode a coupled to an artificial atom, releases photons to mode c , which is fed into a beam-splitter. The beam-splitter output modes e and f are fed through linear amplifiers before undergoing heterodyne detection. Reprinted figure by permission from Macmillan Publishers Ltd: Nature Physics, D. Bozyigit et al., *Nat. Phys.* **7**, 154 (2011), copyright (2011).

are needed [931]. Following the Hanbury-Brown-Twiss (HBT) experiment [1072], where a setup with a beam-splitter followed by two intensity detectors was used to measure such correlations for the first time, a full quantum theory for photon correlations was developed in the early 1960s [1159–1161].

For coherent light $g^{(2)}(t, \tau) = 1$ for all τ , while thermal (chaotic) light has $g^{(2)}(t, 0) = 2$, but approaches $g^{(2)}(t, \tau) = 1$ for long τ (all types of light do). In the latter case, the photons are *bunched*, i.e., there is a higher probability for the photons to arrive in pairs. Classical fields can never have $g^{(2)}(t, \tau) < 1$. Truly quantum systems such as single-photon emitters in the form of atoms or molecules, on the other hand, can give rise to *anti-bunching*, $g^{(2)}(t, \tau) > g^{(2)}(t, 0)$, with $g^{(2)}(t, 0)$ approaching 0 in the absence of photon pairs [1162]. This has been shown in several quantum optics experiments employing photon detectors in an HBT setup [1163–1166].

With single-photon detection at microwave frequencies being challenging, experiments in microwave photonics rely on another way to measure correlation functions, replacing the photon detectors after the beam-splitter with homodyne or heterodyne detection, implemented using linear amplifiers as discussed in the previous section. The first HBT experiments with microwaves used square-law detectors after the amplifiers [186, 1167], but after an experiment at optical frequencies replaced the single-photon detectors with homodyne detection [1168], the theory was refined for this type of setup at microwave frequencies [188]. It is now understood how this kind of setup, shown in Fig. 31, can be used to extract *arbitrary* moments $\langle (a^\dagger)^n a^m \rangle$ [190, 193, 196] and cumulants [1169], and experiments have been performed measuring these quantities for microwaves [94, 189–191, 1169, 1170]. Measuring moments of several orders allows for *tomography* of microwave photons, reconstructing the Wigner function [94, 193, 1171].

Correlation measurements have also been used to show the anti-bunching (bunching) of the reflected (transmitted) signal from a superconducting artificial atom in a transmission line [194], to observe photon blockade [192], and to demonstrate the Hong–Ou–Mandel (HOM) effect [633] (two photons that are mixed at a beam-splitter are emitted as a pair from one of the outputs) for microwaves [198, 199] (the HOM effect for microwaves was also observed in the experiment of Ref. [140]). However, it should be noted that an HBT experiment has been performed with microwave single-photon detectors as well [647] and that this setup in general is faster if the photon detectors are good enough. This is because measuring moments $\langle (a^\dagger)^n a^m \rangle$ requires averaging over many measurements to

filter out noise. The number of measurements needed is proportional to $(1 + N_0)^{n+m}$, where N_0 is the number of noise photons added in the amplification chain [188, 196]. This exponential increase makes measuring higher order moments impractical.

10. Applications of large-scale superconducting quantum circuits

In the previous sections, we mainly reviewed how superconducting quantum circuits (SQCs) can be used to explore quantum optics and atomic physics in the microwave domain. However, these microwave-photonic devices can have many applications beside fundamental physics if they are scaled up to large numbers. In this section, we review the progress on three important potential applications of microwave SQCs based on Josephson junctions: quantum simulation (Sec. 10.1), quantum information processing (Sec. 10.2), and metamaterials (Sec. 10.3).

10.1. Quantum simulation

More than three decades ago, Feynman proposed, in his pioneering work in Ref. [1172], to simulate one quantum system by using another quantum system. Such *quantum simulation* is sometimes considered an intermediate goal on the road toward universal quantum computation. Due to this, and also in view of the latest advances in coherent manipulation and state control for quantum systems, quantum simulation has recently been attracting growing interest in many areas of physics. In this section, we give an overview of some experimental achievements with SQCs for quantum simulation of condensed-matter physics. More comprehensive reviews of quantum simulators in various physical systems can be found in Refs. [135, 148, 1173, 1174]. We note that SQCs are particularly promising for quantum simulation, since they can be designed in a plethora of configurations and can have many parameters tuned during an experiment. They also have long coherence times and possess a strongly nonlinear element in Josephson junctions, which is useful for simulating nonlinear crystals.

In the context of quantum simulations, it is possible to get quite a lot of mileage out of just a single superconducting artificial atom. Since a two-level system can be considered a pseudospin-1/2 system, a superconducting qubit can be used to simulate the dynamics of a spin-1/2 system. For example, by geometrically manipulating a superconducting qubit with a microwave field such that the qubit state completes a closed path on the Bloch sphere, a geometric Berry's phase has been demonstrated [1175–1177].

If the artificial atom supports $d > 2$ levels, it forms a *qudit*, an extension of qubits that can speed up certain computing tasks and enable simpler implementation of some quantum algorithms [1178–1180]. A qudit can also be used to simulate the dynamics of a large-spin system. In the experiment of Ref. [1181], a superconducting qudit with up to five energy levels (which can be called a quintit) was used to emulate the dynamics of single spins with the principal quantum numbers $S = 1/2, 1$, and $3/2$ [1182]. The experiment measured the Berry's phase for closed-path rotations of such spins and demonstrated the even (odd) parity of integer (half-integer) spins under 2π -rotation. In another experiment, a superconducting qutrit (i.e., a quantum three-level system) was used to demonstrate non-Abelian and non-adiabatic geometric effects, which could be important for future simulations of synthetic-gauge fields and non-Abelian anyon statistics [1183].

A fully controllable superconducting qubit can also be used to simulate condensed-matter physics, e.g., *topological quantum physics*, a topic which has attracted great interest recently due to the discovery of topological insulators in two and three dimensions [1184, 1185]. It has been shown that certain robust topological invariants, such as a Chern number, can be used to classify physical phenomena in such topological quantum systems [1186]. A change in the value of such a number, e.g., an increment in the filling factor of a integer quantum Hall state, can correspond to a nontrivial topological transition in the quantum system. The first Chern number is equivalent to the Berry phase, which can be obtained by integrating the Berry curvature over a closed surface. In an experiment with a transmon qubit, topological transitions from Chern number 1 to 0 were observed by modifying a drive that controlled parameters in the qubit Hamiltonian [1187].

Topological phenomena were further explored in an experiment with a superconducting phase qubit, where the momentum space of the topological Haldane model was mapped to the parameter space of the single-qubit Hamiltonian [1188]. In this experiment, the microscopic spin texture of the associated states and their evolution across a topological phase transition were measured. The setup was then extended to two interacting qubits, where the emergence of an interaction-induced topological phase was observed [1188]. Adding another qubit to form a triangular loop where photons can hop between the qubits, synthetic magnetic fields, strong photon-photon interactions, and chiral ground-state currents for the interacting photons have been realized [252]. This setup can be used as a building block for creating fractional quantum Hall states [252]. We also note that the fractional statistical behavior of anyons, the use of which has been proposed for implementing topological quantum computation, recently was emulated in a circuit-QED systems with four qubits and one resonator [1189], building on the theory in Ref. [1190]. There is also a proposal for using superconducting qubits to realize Majorana qubits [1191].

Superconducting qubits can also be used to simulate other phenomena in condensed matter physics. Examples that have been demonstrated include weak localization [1192] and fermionic models [1193]. Recently, a scalable quantum simulator with superconducting qubits was used to perform electronic-structure calculations for a hydrogen molecule [1194]. An array of superconducting qubits can also be used for many other simulation purposes, e.g., for exploring quantum phases in a Dicke-Ising model [1195].

Another venue for quantum simulations with SQCs is resonators connected in *large lattices*, in which each resonator interacts with a superconducting qubit following the Jaynes–Cummings Hamiltonian. Quantum simulation in photonic lattices is a large field with possible implementations in several types of systems [150, 1196]; circuit-QED lattices constitute one promising platform for such experiments [141, 148, 149, 1197, 1198]. These lattices can be used to study, e.g., strongly correlated systems, both in and out of equilibrium, with broken time-reversal symmetry [147], the quantum phase transition from a superfluid to a Mott insulator in the Bose–Hubbard model [1199], and artificial gauge fields.

Large circuit-QED lattices have already been implemented in several experiments and are being scaled up rapidly. In a minimal such lattice, a Jaynes–Cummings dimer with two coupled resonators connected to one qubit each, a dissipation-driven localization transition was observed [1200]. Other experiments have characterized the disorder in a 12-site lattice (forming a Kagome star) [1201] and demonstrated, in a 49-site

Kagome lattice, that scanning defect microscopy can be used to image the photon lattice states [1202]. Recently, a dissipative phase transition was observed in a driven 72-site 1D circuit-QED lattice [151]. Some other related experiments, used for simulating quantum annealing problems, are summarized below in Sec. 10.2.2 in the context of adiabatic quantum computing.

10.2. Quantum-information processing

Early progress in SQCs was stimulated by their potential applications for *quantum-information processing* (QIP). SQCs have numerous features that are advantageous for QIP, including, e.g., scalability, low loss, high nonlinearity, tunability, easy connectivity, and switching. However, to judge the potential of any platform for quantum computation, the gold standard is the *DiVincenzo criteria* [1203]: scalable qubits, initialization, long coherence times, measurements, and universal gates, plus the two additional requirements of error correction and quantum memory. For SQCs, the road towards fulfilling all these criteria has been summarized into seven stages of development [26]. In Sec. 10.2.1, we review several (but not all) of the achievements of SQCs in satisfying the DiVincenzo criteria. We also discuss adiabatic quantum computing and quantum annealing with SQCs in Sec. 10.2.2, and devote the separate Sec. 10.2.3 to quantum error correction with SQCs. For a recent, more comprehensive review of QIP (including quantum simulation) with SQCs, see Ref. [1204].

10.2.1. Five criteria for scalable quantum computing with SQCs

Out of the five main DiVincenzo criteria, *qubit readout* has already been discussed in Sec. 2.6, where it became apparent that there are many well developed measurement methods. Likewise, methods for *qubit initialization*, beyond simply letting the qubit relax to its ground state, have been developed and brought to high efficiency. These methods include initializations by measurements [1205–1207], through a drive [1208], and by modifying the coupling to an environment [1209, 1210]. Methods for resonator reset have also been developed [1211–1213]. In the following, we go into some more detail about coherence, switchable coupling, and implementations of universal gates.

Coherence. For QIP, long qubit *coherence* times T_1 and T_2 are crucial. The *energy-relaxation* time T_1 characterizes how fast a qubit decays from its excited state to its ground state. The *dephasing* time T_2 is the time during which a qubit effectively retains its phase coherence. In general, $1/T_2 = 1/(2T_1) + 1/T_\varphi$, where T_φ is the time scale for pure dephasing, describing the relative-phase loss for a superposition state.

Spurred by the potential of QIP, the field of superconducting qubits has seen a remarkable development of coherence times in recent years. As shown in Fig. 32, the distressingly short decoherence times of a few nanoseconds observed in the earliest experiments have now been extended to around a hundred microseconds. This is about a thousand times longer than demonstrated time scales for initialization, read-out, and universal logic in circuit QED. These advances have been achieved through improvements of materials and qubit designs [23]. However, the improvement of coherence times is still one of the main tasks for superconducting QIP. New materials and new methods for device engineering on a superconducting chip will likely be required to eliminate the remaining noise sources.

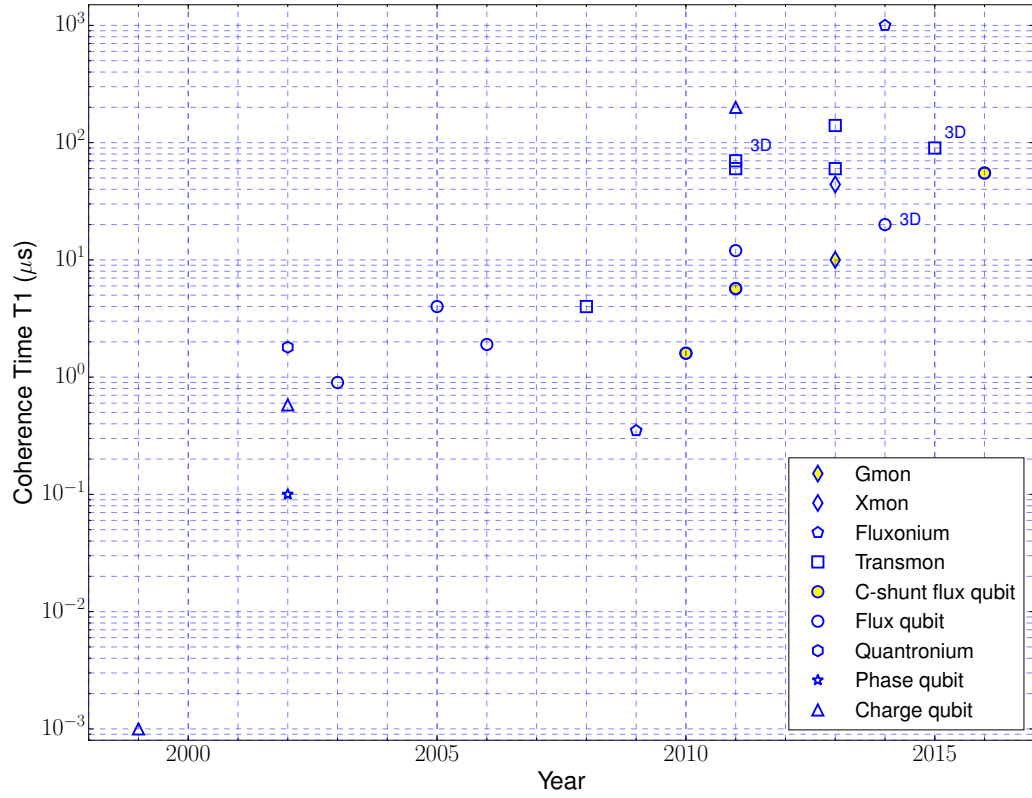


Figure 32: Similar to the famous Moore's law for semiconductor industry, the coherence times of superconducting qubits also appear to exhibit exponential scaling. The graph shows, on a logarithmic scale, the energy-relaxation time T_1 achieved through the years in some state-of-the-art superconducting qubits. T_1 has increased by six orders of magnitude since 1999. This remarkable progress has been driven by novel circuit design, material and fabrication improvements [23], and understanding of dissipation mechanisms [61, 1214].

Coupling. When it comes to scaling up superconducting circuits to many qubits, an important question is how to *connect* the qubits. Connection can either be achieved through a quantum data bus, e.g., a single-mode microwave cavity field or an LC oscillator, or by using a direct coupling between qubits. In order to implement universal gates and scale up the circuit for QIP, it is crucial that the coupling is *switchable*. To couple and decouple two superconducting quantum elements connected by an always-on coupling, a common solution is to tune their frequencies in or out of resonance [301, 349, 369, 1215–1218]. This method has been widely adopted, even in the most recent implementations of universal gates [1219–1222]. However, there are limitations to this approach. For example, it becomes difficult to avoid problems with frequency-crowding in large-scale circuits. Also, tuning the qubit frequencies will move the qubits away from their optimal working points, and when the tuning is fast, the result is non-adiabatic information leakage.

Another way to switch off qubit-qubit coupling is to directly tune the coupling strength using an external magnetic flux [8, 1223]. This approach has been explored both theoretically [1224–1226] and experimentally [1227–1233]. A highly coherent and rapidly tunable coupling circuit was recently demonstrated [63]. However, these quantum or classical couplers increase the complexity of SQCs and introduce new decoherence sources. Thus, the development of efficient quantum switches for the coherent coupling between different elements remains a big challenge for scalable SQCs. Recent studies [316, 1234] have shown that the coupling between two superconducting quantum elements can be perfectly switched on and off by a longitudinal control field. In this proposal, no auxiliary circuits or tunable frequencies for any quantum elements are required, which means that it could be a good candidate for realizing scalable superconducting QIP. Additional proposals for switchable coupling can be found in Refs. [1235–1238].

Gates. Arbitrary *universal gates* can be constructed by combining any nontrivial two-qubit gate [e.g., a controlled-NOT (CNOT) gate, a controlled-phase (CPHASE) gate, or an iSWAP gate] and single-qubit rotations. A comparison of speeds for various quantum gates can be found in Ref. [1239]. In SQCs, the first implementation of a conditional gate used two coupled charge qubits [1240]. Later, the CNOT gate was demonstrated in a flux-qubit circuit [1241]. However, in these experiments the coupling between the two qubits was always on. Using a controllable coupling instead, an iSWAP-like gate for two flux qubits was realized around the same time [1228]. In setups with two transmon qubits coupled through a microwave resonator, both the $\sqrt{\text{iSWAP}}$ gate [369], and later the CPHASE gate [1242], have been demonstrated.

The three-qubit *Toffoli gate*, which inverts the state of a target qubit conditioned on the state of two control qubits, can be used to construct a universal entangling gate. This gate can also be used for universal reversible classical computation and is a key element for the realization of some quantum error-correction codes. The standard implementation of the Toffoli gate, using only single- and two-qubit gates, requires six CNOT gates and ten single-qubit operations [1243]. Since the CNOT gate itself usually requires a sequence of operations in SQCs, it would seem that realizing the Toffoli gate for superconducting qubits would require very long qubit coherence times. However, by cleverly making use of auxiliary energy levels in three transmon qubits coupled via a microwave resonator, the Toffoli gate has been implemented much more efficiently in experiments [1219, 1220]. This achievement opens up for realizing more complex quantum operations, useful for, e.g., error correction, in SQCs [1220].

Two-qubit gates have been used in SQC experiments for a variety of purposes, e.g., for coherent storage and transfer of quantum states [349], and to demonstrate a violation of Bell’s inequality [1244], following early proposals in Refs [1245, 1246]. Quantum gates have also been applied to prepare the entangled Greenberger–Horne–Zeiling (GHZ) and W states in three phase qubits [1247], in three transmon qubits coupled via a transmission-line resonator [1248], and with two phase qubits and a resonator mode [1249]; there have been many proposals for creating such states in SQCs [371, 414, 750, 1250–1259]. In the context of QIP, two-qubit gates have been used to demonstrate simple quantum protocols and algorithms in two-qubit circuits. Recently, quantum algorithms have also been implemented in more complex circuits. For example, a circuit with seven superconducting quantum elements used $\sqrt{\text{iSWAP}}$ and CPHASE gates together with single-qubit operations to demonstrate a quantum von Neumann architecture by implementing the quantum Fourier transform and a three-qubit Toffoli-like gate [1036]. Another experiment with a quantum processor, consisting of nine elements, implemented Shor’s algorithm to find the prime factors of 15 [1260]. Recently, $\sqrt{\text{iSWAP}}$ gates have also been applied to generate 10-qubit entanglement [1261] and to solve linear equations [1262].

Quantum gates for SQCs are continuously being refined. Recent experiments have demonstrated impressive gate fidelities: above 99.9% for single-qubit gates [1263, 1264] and above 99% for two-qubit gates [1263, 1265]. Furthermore, different gate implementations, e.g., the so-called cross-resonance [1265–1267] and resonator-induced CPHASE [1268–1270] gates, as well as other schemes [798, 1271, 1272], have been developed that allow for gates between fixed-frequency qubits, which can have longer coherence times than tunable qubits.

In conclusion, it can be said that the impressive progress for SQCs includes demonstrations showing that the five DiVincenzo for scalable QIP have been fulfilled at a reasonable level of performance in small-scale circuits. Thus, there does not seem to be any *fundamental* roadblock hindering the construction of a quantum computer in a large-scale quantum circuits. In the following sections, we therefore review some more aspects of large-scale circuits (in addition to what we already treated when discussing quantum simulation in Sec. 10.1): adiabatic quantum computing and quantum error correction.

10.2.2. Adiabatic quantum computing and quantum annealing

An alternative to standard *gate-based* quantum computing is *adiabatic* quantum computing (AQC). In AQC, a controllable physical quantum system is initially prepared in the ground state of a simple Hamiltonian. Computation is then performed by changing the system Hamiltonian *adiabatically*, such that the system remains (with high probability) in its ground state throughout the evolution [1273]. The idea of AQC is that the ground state of the final, non-trivial, Hamiltonian encodes the solution of a given computational problem. AQC is theoretically equivalent to universal quantum computing [1274], and, by definition, more robust against noise (though the trade-off between speed and protection against decoherence is not trivial [1275]). For these reasons, AQC has attracted considerable theoretical and experimental interest. However, there is as of yet no proof that AQC actually gives an exponential speed-up compared to classical computation. In this section, we discuss some implementations of AQC in SQCs. For a recent detailed review on the theory of AQC, see Ref. [1276].

The first experimental steps towards realizing AQC with SQCs were taken with flux-qubit circuits, in which the ground state of the system was systematically mapped out as a function of flux in a three-qubit system [1277]. Following this experiment, it has been shown that it may be possible to speed up AQC with SQCs using feedback control [1278]. More recently, an SQC experiment using up to nine qubits combined gate-based and adiabatic quantum computing to realize digitized AQC [1222]. This experiment used up to 10^3 quantum gates to solve instances of the 1D Ising problem and some other Hamiltonians with more complex interaction terms.

Another approach to quantum computing, closely related to AQC, is *quantum annealing* (QA) [1279]. Quantum annealing is similar to the classical method of *simulated annealing*, where thermal fluctuations help to overcome energy barriers in the search for the global minimum in an optimization problem. In QA, a known initial configuration at a non-zero temperature evolves into the ground state of a Hamiltonian encoding an optimization problem. If the energy barriers in the configuration landscape are tall and narrow, QA can outperform simulated annealing thanks to quantum tunneling. QA differs from AQC in that, while both are methods to find the ground state of a problem Hamiltonian, the transitions in QA can be non-adiabatic and the initial configuration for QA need not be a ground state.

There have been several experimental implementations of QA in SQCs. An early demonstration used an array of eight flux qubits with programmable spin-spin couplings to find the ground state of the Ising model [1280]. In this experiment, the temperature dependence of the evolution time at which the system dynamics freezes revealed a clear signature of QA, distinguishable from classical thermal annealing. Later, an experiment with 16 flux qubits demonstrated robustness of QA against noise [1281]. To further prove the viability of QA as a technology for large-scale systems of superconducting qubits, more experiments studied entanglement in a system with eight flux qubits [1282] and correlations in a setup with more than one hundred such qubits [1283].

Ideally, a quantum annealer should be *programmable*, i.e., the physical realization of QA should allow for changing parameters to implement various problem Hamiltonians. Experiments with SQCs have demonstrated programmable QA, scaling up from eight qubits to more than one hundred qubits [1284]. Quantum error correction has also been developed and demonstrated for such programmable QA in a system with antiferromagnetic chains formed by up to 344 flux qubits [1285]. This method can improve the success probability of QA, but full-fledged fault-tolerant QA remains an open problem.

Recently, even larger circuits, containing 512 qubits (D-Wave 2), 1152 qubits (D-Wave 2X), and 2048 qubits (D-Wave 2000Q), have been fabricated and tested. It has been claimed that these large circuits can speed up certain algorithms, but it remains a much debated, open question whether this is a *quantum speedup* [1286–1292].

10.2.3. Quantum error correction

Errors are inevitable in QIP. This makes *quantum error correction* (QEC) a fundamental requirement for *fault-tolerant quantum computing* [176, 1293, 1294]. One of the simplest examples of QEC is how bit- or phase-flip errors in single qubits can be corrected in a simple three-qubit code, which uses an entangled three-qubit state to encode a single-qubit state [176, 1295, 1296]. This error-correction code was first demonstrated in SQCs using three superconducting qubits coupled to a single-mode microwave

field [1220]. The three-qubit error correction code has also been used in SQCs to reduce the impact of intrinsic dissipation and improve the storage time of a quantum state [1297]. State preservation for qubits has also been extended to a setup with a 1D chain of nine superconducting qubits [1298]. In this (and other) setups, the occurrence of errors was tracked by repeatedly performing projective quantum non-demolition (QND) *parity measurements* on pairs of qubits. Due to the importance of multi-qubit parity measurements for error correction codes, schemes for implementing such measurements in SQCs have been studied in several works [1094, 1095, 1299–1305]. In the experiment of Ref. [1298], the outcomes of the repeated error detection were used to optimize gate parameters, showing that both the drift of a single qubit and even independent drifts in all qubits can be removed. This method provides a path towards controlling a large number of qubits for fault-tolerant quantum computing with SQCs [1306].

Fault-tolerant quantum computing has been proposed to be implemented with various error-correction codes. In particular, *surface codes* [1307, 1308] are considered a promising candidate for scalable quantum computing with SQCs due to their 2D layout with only nearest-neighbor qubit-qubit couplings and high error thresholds for fault tolerance. In a surface code, qubits are arranged in a square lattice. Half of the qubits in the lattice function as code qubits, while the other half are syndrome qubits, used to measure the stabilizer operators of surrounding code qubits.

Several significant steps towards large-scale QEC with SQCs have been taken in the last few years. For example, autonomous stabilization of a Bell state for two transmon qubits has been demonstrated using a combination of continuous drives and dissipation engineering [1309] and high-fidelity detection of the parity of two code qubits via the measurement of a third syndrome qubit has been achieved using three transmon qubits connected by two coplanar-waveguide resonators [1310]. Furthermore, arbitrary quantum errors have been detected through two-qubit stabilizer measurements in a four-qubit sublattice of the surface code [1221], a four-qubit parity measurement has been implemented on a surface-code plaquette [1311], and a five-qubit setup (three code qubits, two syndrome qubits) has demonstrated protection of a logical qubit from bit-flip errors [1312]. Considering these achievements together with the fact that a recent experiment with a five-qubit superconducting quantum processor demonstrated average fidelities of 99.92% for single-qubit gates and 99.4% for two-qubit gates [1263], it seems that SQCs are at the threshold of fault-tolerant quantum computing.

Although superconducting qubits are starting to reach quite long coherence times, the coherence times of microwave photons in resonators can be much longer. It is therefore natural to contemplate implementing quantum computation with *microwave-photon qubits* instead. Recently, some research in circuit QED is shifting towards this direction. When it comes to error correction for quantum computation with microwave photons, it has long been known that so-called *bosonic codes* can protect quantum information stored in bosonic fields against amplitude damping [1313, 1314]. Furthermore, Schrödinger cat states, superpositions of two coherent states, can be used to encode logical qubits in schemes for correcting errors caused by spontaneous emission [1315], but such cat-state encodings do not protect against dephasing [1316]. However, in the last few years, renewed interest in the field has led to several new proposals for encoding and manipulating quantum information in bosonic modes [368, 753, 999, 1317–1322]. One such proposal describes a new class of bosonic quantum codes that can correct errors stemming from both amplitude damping and dephasing [1323]. For a recent detailed overview of various

bosonic codes, see Ref. [1324].

With the recent theoretical work setting the stage for microwave-photonic quantum computing to reach new heights, experiments with SQCs have followed. After a few experiments demonstrated methods for generation and manipulation of cat states in a single resonator [116, 367, 1325], a recent experiment demonstrated entanglement of coherent states of two microwave field in two separate resonators coupled to a superconducting qutrit [1039]. In this experiment, the amplitudes of the entangled coherent states reached up to 80 photons. In another impressive achievement, a full QEC code was implemented for cat states in a 3D circuit-QED system, using real-time feedback to encode, decode, monitor, and correct errors from amplitude damping [1326]. This was the first experiment ever to reach “break-even” for QEC, meaning that the lifetime of the protected logical qubit *exceeded* the lifetimes of *all* parts of the system.

10.3. Metamaterials

Metamaterials are artificial composite structures that can go beyond the limitations of natural materials when it comes to manipulating electromagnetic waves [22, 1327–1329]. Since superconducting devices have low losses, compact structures, and large nonlinearities, they can be utilized to make novel, nearly ideal metamaterial structures. For example, a tunable superconducting metamaterial has been implemented by embedding 480 Josephson junctions in a resonator, and shown to function as a parametric amplifier with high gain and large squeezing [874]. Also, SQUID-based metamaterials [1330, 1331] can exhibit strong nonlinearities and wide-band tunability along with unusual magnetic properties due to macroscopic quantum effects [1332]. For extensive reviews on superconducting metamaterials, see Refs. [1333, 1334]. In this section, we limit ourselves to briefly describing *quantum metamaterials* [22, 674, 1335] constructed with superconducting qubits.

Superconducting qubits can couple coherently and strongly, even ultrastrongly, to microwave fields in resonators and transmission lines, as discussed in Secs. 4 and 5. This offers unique opportunities for designing artificial quantum structures. For example, theoretical studies have shown that, in a quantum metamaterial made from an infinite chain of identical charge qubits inside a cavity, it is possible to implement a breathing photonic crystal with an oscillating band gap [674]. In such a metamaterial, the optical properties of the photonic crystal can be controlled by putting the qubits in various superposition states [674]. Other studies of quantum metamaterials with qubits have proposed setups without need for local control [676], explored the effect of dissipation in 1D setups [1336], and investigated the effects of collective oscillations among many qubits in a resonator [1337]. Further theoretical proposals include making a low-loss left-handed quantum metamaterial with negative magnetic permeability using SQUID-based qutrits [1338], generating nonclassical photonic states from the interaction between microwaves and a quantum metamaterial [1339], and combining a metamaterial with a regular transmission line to form a resonator that can achieve ultrastrong multimode coupling with a superconducting qubit [408].

There have only been a few experiments on superconducting quantum metamaterials so far [1340–1342]. In the experiment of Ref. [1341], a prototype quantum metamaterial, consisting of 20 superconducting aluminum flux qubits embedded in a niobium microwave resonator, was demonstrated. In the more recent experiment of Ref. [1342], 4300 flux qubits were coupled to an *LC* resonator. A major challenge in fabricating

this kind of superconducting quantum metamaterial is to make the qubits as identical as possible, since qubit-energy disorder degrades the metamaterial properties. Some recent theoretical works discuss the properties of many-qubit systems with disorder and how such disorder can be mitigated [1343–1345]. However, to find real practical advantages of quantum metamaterials over classical metamaterials, many fundamental problems in this emerging field need to be answered both experimentally and theoretically in the near future.

11. Summary and perspectives

In summary, both experimental and theoretical research on Josephson-junction-based superconducting quantum devices has made dramatic progress in the past 20 years. Many phenomena from atomic physics and quantum optics have now been demonstrated in experiments in the microwave domain, often with unprecedented clarity, as shown in Table 5. Moreover, these superconducting quantum devices, functioning as macroscopic quantum machines, also provide a platform for exploring new phenomena and regimes that are hard to reach in traditional quantum optics and atomic physics, e.g., ultra-strong coupling and deep-strong coupling at the level of a single microwave photon. These new experimental capabilities open up new research directions like quantum non-linear optics at the single-photon level, and will also help to improve understanding of the counterintuitive properties of quantum mechanics. Indeed, much new and interesting physics is emerging as circuit QED continues to develop. We note here that the study of microwave photonics using SQCs has benefitted greatly from the use of QuTiP (Quantum Toolbox in Python), which is a free open-source software (available on all major platforms) that is now being used at many institutions around the world for simulating the dynamics of open quantum systems [1346, 1347].

Due to rapid development of device design, as well as progress in materials and fabrication methods, the coherence time of superconducting qubits has been improved by five orders of magnitude, going from nanoseconds to the threshold for error correction and fault-tolerant quantum computation. The coherence can be improved even further, e.g., by applying active feedback control methods [558]. Along with the improvements in coherence time, basic quantum-computation operations have been experimentally demonstrated with reasonable levels of performance using superconducting qubits. There does not seem to be any fundamental obstacle for realizing superconducting quantum computation on a larger scale. These developments are stimulating both academic laboratories and commercial companies, e.g., Google, Intel, and IBM, to announce aggressive strategies for designing and building practical quantum computers using superconducting qubits. For example, IBM is building a cloud-based, world-first commercial universal quantum computing service. Such a cloud quantum computer can be used by researchers around the world.

In order to successfully commercialize superconducting quantum computing, there are still many scientific and technological challenges to overcome; examples include error correction, quantum-information storage, and unwanted crosstalk between different circuit elements. The next crucial step for superconducting quantum computation is to implement error correction well enough that a complete algorithm for quantum digital logic can be run within the effective coherence time of a large scalable circuit. Since current error-correction approaches require large numbers of physical qubits to encode

a single logical qubit, such an implementation would increase the complexity of circuit control, measurements, and fabrication beyond our current technological ability. While these challenges make building a large-scale universal quantum computer a long-term goal, efforts are being made to enable superconducting quantum-computing circuits to accomplish certain tasks, such as quantum simulation and quantum-assisted optimization, in the near future even without error correction. For example, D-Wave Systems has a quantum computing service which may be used for optimization. There is also work towards realizing quantum sampling and quantum machine learning using superconducting circuits. Researchers expect that quantum sampling with a 7×7 lattice of superconducting qubits can become the first example of quantum supremacy (a quantum computation surpassing a conventional computer), perhaps as early as 2017.

Superconducting quantum circuits can be coupled to many other solid-state quantum components to form hybrid devices, as has been demonstrated in several experiments [25]. The main objective for such work is to harness the strengths of the different systems, such as the fast control possible in superconducting circuits, the long coherence times of nuclear spins, and the long-distance transfer possible with optical light, to better implement quantum information processing. A hybrid quantum computer might thus consist of a spin system acting as a quantum memory and a part with superconducting circuitry used as a quantum processor. Other hybrid devices being explored include superconducting circuits combined with semiconductors that can host Majorana fermions. If such an approach is successful, then topological quantum computing based on braiding of Majorana zero-modes might become possible.

Research on superconducting quantum devices and quantum computation is still developing at a rapid pace. New research topics continue to emerge in this field and the collaboration between industry and academia looks set to push the research on superconducting quantum computation significantly forward. We expect that these developments will have a profound impact both on fundamental physics and on applications of quantum microwave devices.

Acknowledgements

We thank Ze-Liang Xiang and Sergey Shevchenko for helpful discussions. X.G. and Y.X.L. are supported by the National Basic Research Program of China (973 Program) under Grant No. 2014CB921401, the National Natural Science Foundation of China under Grant No. 91321208, the Tsinghua University Initiative Scientific Research Program, and the Tsinghua National Laboratory for Information Science and Technology (TNList) Cross-discipline Foundation. X.G. was also supported by the RIKEN IPA program. A.F.K. and A.M. gratefully acknowledge long-term fellowships from the Japan Society for the Promotion of Science (JSPS). A.M. is supported by the Grant No. DEC-2011/03/B/ST2/01903 of the Polish National Science Centre. F.N. acknowledges support from the RIKEN iTHES Project, the MURI Center for Dynamic Magneto-Optics via the AFOSR award number FA9550-14-1-0040, the Japan Society for the Promotion of Science (KAKENHI), the IMPACT program of JST, JSPS-RFBR grant No. 17-52-50023, CREST grant No. JPMJCR1676, the RIKEN-AIST “Challenge Research” program, and the John Templeton Foundation.

A. Circuit Quantization

In several chapters of this review, we have written down Hamiltonians for artificial atoms and resonators formed by SQCs. In many cases, these Hamiltonians are the same as those used in quantum optics with natural atoms and optical cavities. To understand how SQCs are used to implement quantum optics with microwave photons, and also how SQCs allow us to design the artificial atoms and their interactions with those photons, it is instructive to see how these Hamiltonians are derived from circuit models. Following early work in the 1970s [1348], the process for quantizing circuits based on canonical quantization has been well described in Refs. [11, 27, 939, 1349–1352]. To make this review more self-contained, we cover the main points in these references below, including some pertinent examples from the treatments in Refs. [1353–1355].

A.1. Quantization procedure

To arrive at a quantum description given an electrical circuit, the first step is to write down the classical *Lagrangian* \mathcal{L} [1356] of the circuit. It turns out to be convenient to work with *node fluxes*

$$\Phi_n(t) = \int_{-\infty}^t V_n(t') dt', \quad (\text{A.1})$$

where V_n denotes node voltage at node n , and *node charges*

$$Q_n(t) = \int_{-\infty}^t I_n(t') dt', \quad (\text{A.2})$$

where I_n denotes node current. Note that Kirchhoff's laws apply and may reduce the number of degrees of freedom in the circuit. For example, the total voltage drop around a loop l should be zero, and therefore

$$\sum_{b \text{ around } l} \Phi_b = \Phi_{\text{ext}}, \quad (\text{A.3})$$

where Φ_{ext} is an external magnetic flux threading the superconducting loop and the Φ_b are the *branch fluxes* (not to be confused with the node fluxes) around the loop. The external flux is subject to the flux quantization condition $\Phi_{\text{ext}} = n\Phi_0$, where n is an integer and $\Phi_0 = h/2e$, where e is the elementary charge, is the flux quantum, which also enters in expressions for the Josephson junction below.

With the node fluxes as our *generalized coordinates*, the Hamiltonian H follows from the *Legendre transformation* [1356]

$$H = \sum_n \frac{\partial \mathcal{L}}{\partial \dot{\Phi}_n} \dot{\Phi}_n - \mathcal{L}. \quad (\text{A.4})$$

The *generalized momenta* $\partial \mathcal{L} / \partial \dot{\Phi}_n$ will often, but not always, be the node charges Q_n .

Up to this point, everything (bar the quantization condition for the external flux) has been completely classical. To proceed to quantum mechanics, we promote the generalized coordinates and momenta to operators with the canonical commutation relation

$$\left[\Phi_n, \frac{\partial \mathcal{L}}{\partial \dot{\Phi}_m} \right] = i\hbar \delta_{nm}, \quad (\text{A.5})$$

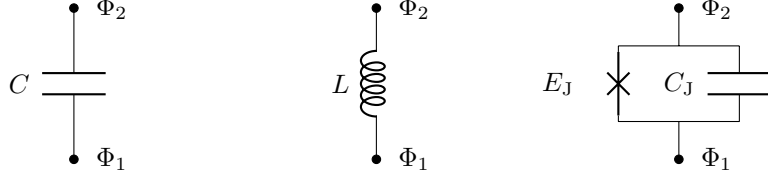


Figure A.1: The three basic circuit elements used in quantum optics for superconducting circuits. From left to right: capacitance C , inductance L , and a Josephson junction with capacitance C_J and Josephson energy E_J .

where δ_{nm} is the Kronecker delta ($\delta_{nm} = 1$ if $n = m$, $\delta_{nm} = 0$ if $n \neq m$).

For quantum optics with superconducting circuits, three basic elements are needed: capacitors, inductors, and Josephson junctions, illustrated in Fig. A.1. A Josephson junction consists of a thin insulating barrier between two superconducting leads, and it can be modeled as a capacitor in parallel with a nonlinear inductor characterized by the Josephson energy E_J .

The Lagrangians for capacitors and inductors are straightforward. The energy of a capacitor with capacitance C is

$$\frac{CV^2}{2} = \frac{C(\dot{\Phi}_1 - \dot{\Phi}_2)^2}{2}, \quad (\text{A.6})$$

where V is the voltage across the capacitor, and for an inductor with inductance L it is

$$\frac{LI^2}{2} = \left\{ V = L\dot{I} \right\} = \frac{(\Phi_1 - \Phi_2)^2}{2L}, \quad (\text{A.7})$$

where I is the current through the inductor. In the Lagrangian, capacitive terms (terms with $\dot{\Phi}$) represent kinetic energy and give a positive contribution, while inductive terms (terms with Φ) represent potential energy and give a negative contribution. We thus have

$$\mathcal{L}_C = \frac{C(\dot{\Phi}_1 - \dot{\Phi}_2)^2}{2}, \quad (\text{A.8})$$

$$\mathcal{L}_L = -\frac{(\Phi_1 - \Phi_2)^2}{2L}. \quad (\text{A.9})$$

For the Josephson junction, the contribution from the capacitive part with C_J follows immediately from previous discussion. To get the contribution from the nonlinear inductor, we use the Josephson equations [28, 1357]

$$I_J = I_c \sin \phi, \quad (\text{A.10})$$

$$\dot{\phi} = \frac{2e}{\hbar} V(t), \quad (\text{A.11})$$

where I_J is the supercurrent through the junction, I_c is the critical current (the maximum value of I_J), $V(t)$ is the voltage across the junction, and $\phi = 2e(\Phi_1 - \Phi_2)/\hbar =$

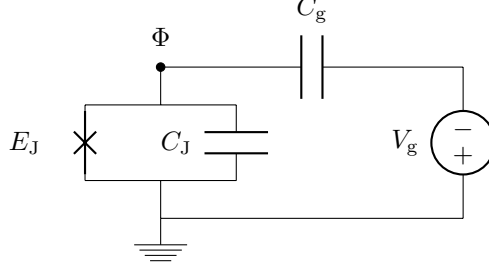


Figure A.2: Circuit diagram for a Cooper-pair box. The Josephson junction is modeled by the capacitance C_J in parallel with a nonlinear inductor having Josephson energy E_J . The node between the gate capacitance C_g and the Josephson junction is called the “island”.

$2\pi(\Phi_1 - \Phi_2)/\Phi_0$ is a phase difference across the junction. These equations give

$$\int_{-\infty}^t I(t')V(t') dt' = E_J (1 - \cos \phi), \quad (\text{A.12})$$

where we have identified the Josephson energy $E_J = \hbar I_c/2e$. The Lagrangian for the Josephson junction is thus

$$\mathfrak{L}_{JJ} = \frac{C_J (\dot{\Phi}_1 - \dot{\Phi}_2)^2}{2} - E_J (1 - \cos \phi). \quad (\text{A.13})$$

Note that the inductive term is a cosine function rather than the quadratic function for a normal inductor; this is why the Josephson junction can be seen as nonlinear inductance. This *nonlinearity* is essential for making artificial atoms with various level structures. From normal capacitors and inductors we can only make harmonic LC oscillators.

Once the device is fabricated, the Josephson energy is fixed. However, two Josephson junctions in a superconducting ring, i.e., a DC superconducting quantum interference device (SQUID) structure, effectively function as a single junction where the Josephson energy can be tuned by an external flux threading the superconducting ring.

A.2. Hamiltonian for a Cooper-pair box

The prototypical superconducting artificial atom is the *Cooper-pair box* (CPB), discussed in Sec. 2.2.1. The circuit diagram of a CPB is shown in Fig. A.2. The CPB consists of a small superconducting island connected to a superconducting reservoir via a Josephson junction, which allows Cooper pairs to tunnel on and off the island. The model also includes an external voltage source V_g coupled to the island via a gate capacitance C_g , to determine the background charge $n_g = C_g V_g/2e$ (measured in units of Cooper pairs) that the environment induces on the island.

Using Eqs. (A.8) and (A.13) gives the CPB Lagrangian

$$\mathfrak{L}_{\text{CPB}} = \frac{C_g (\dot{\Phi} - V_g)^2}{2} + \frac{C_J \dot{\Phi}^2}{2} - E_J (1 - \cos \frac{2e\Phi}{\hbar}) \quad (\text{A.14})$$

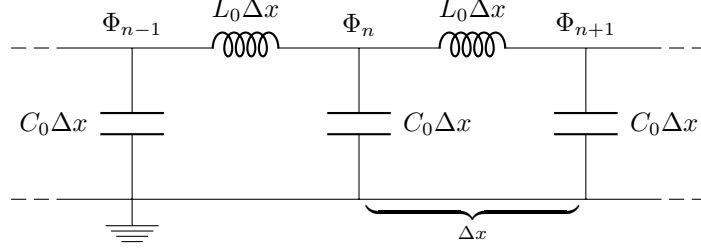


Figure A.3: Circuit diagram for a transmission line. C_0 and L_0 denote capacitance per unit length and inductance per unit length, respectively, and Δx is a small distance which will go to zero in the continuum limit.

Applying the Legendre transformation, identifying the conjugate momentum (the node charge) $Q = (C_J + C_g)\dot{\Phi} - C_g V_g$, and removing constant terms that do not contribute to the dynamics, we arrive at the Hamiltonian

$$H_{\text{CPB}} = 4E_C(n - n_g)^2 - E_J \cos \phi, \quad (\text{A.15})$$

where $E_C = e^2/2(C_g + C_J)$ is the electron charging energy, $n = -Q/2e$ is the number of Cooper pairs on the island, and $\phi = 2e\Phi/\hbar$.

We now promote Φ and Q to operators as described around Eq. (A.5). This translates into a commutation relation for n and ϕ , which since the Hamiltonian is periodic in ϕ should be expressed as [29, 1358]

$$[e^{i\phi}, n] = e^{i\phi}. \quad (\text{A.16})$$

From this follows that $e^{\pm i\phi}|n\rangle = |n \mp 1\rangle$, where $|n\rangle$ is the charge basis counting the number of Cooper pairs. Using the resolution of unity [1359] and $\cos \phi = (e^{i\phi} + e^{-i\phi})/2$ we can then write the Hamiltonian in the charge basis as

$$H_{\text{CPB}} = \sum_n \left[4E_C(n - n_g)^2 |n\rangle\langle n| - \frac{1}{2}E_J (|n+1\rangle\langle n| + |n-1\rangle\langle n|) \right], \quad (\text{A.17})$$

which is Eq. (3).

A.3. Quantizing a 1D infinite transmission line

An open transmission line, the basis for the physics reviewed in Sec. 5, can be modeled by the circuit depicted in Fig. A.3 [117, 122]. From this circuit model, using Eqs. (A.8) and (A.9), we immediately obtain the Lagrangian

$$\mathcal{L}_{\text{TL}} = \sum_n \left[\frac{C_0 \Delta x}{2} (\dot{\Phi}_n(t))^2 - \frac{1}{2L_0 \Delta x} (\Phi_{n+1}(t) - \Phi_n(t))^2 \right], \quad (\text{A.18})$$

from which we can identify the conjugate momenta

$$\frac{\partial \mathcal{L}_{\text{TL}}}{\partial \dot{\Phi}_n} = C_0 \Delta x \dot{\Phi}_n(t), \quad (\text{A.19})$$

which are the node charges $Q_n(t)$. Applying the Legendre transformation [Eq. (A.4)] to \mathfrak{L}_{TL} , inserting the definition of the node charges, and taking the limit $\Delta x \rightarrow 0$ (or rather $\Delta x \rightarrow dx$) gives the Hamiltonian

$$H_{\text{TL}} = \frac{1}{2} \int_{-\infty}^{\infty} dx \left[\frac{Q(x,t)^2}{C_0} + \frac{1}{L_0} \left(\frac{\partial \Phi(x,t)}{\partial x} \right)^2 \right], \quad (\text{A.20})$$

where $Q(x,t)$ and $\Phi(x,t)$ denote charge density and flux density, respectively. The Lagrangian can also be written in a continuum form

$$\mathfrak{L}_{\text{TL}} = \int_{-\infty}^{\infty} dx \mathcal{L} = \int_{-\infty}^{\infty} dx \left[\frac{C_0}{2} \left(\dot{\Phi}(x,t) \right)^2 - \frac{1}{2L_0} \left(\frac{\partial \Phi(x,t)}{\partial x} \right)^2 \right], \quad (\text{A.21})$$

and applying the Euler–Lagrange equations [1360]

$$\frac{\partial}{\partial \mu} \left(\frac{\partial \mathcal{L}}{\partial \left(\frac{\partial \Phi}{\partial \mu} \right)} \right) - \frac{\partial \mathcal{L}}{\partial \Phi} = 0, \quad \mu = x, t \quad (\text{A.22})$$

to the Lagrangian density \mathcal{L} gives the wave equation

$$\frac{\partial^2 \Phi(x,t)}{\partial t^2} - \frac{1}{L_0 C_0} \frac{\partial^2 \Phi(x,t)}{\partial x^2} = 0. \quad (\text{A.23})$$

This tells us that there will be left- and right-moving flux waves,

$$\Phi(x,t) = \Phi_{\text{L}}(kx + \omega t) + \Phi_{\text{R}}(-kx + \omega t), \quad (\text{A.24})$$

moving in the transmission line with velocity $v = 1/\sqrt{L_0 C_0}$ and wavenumber $k = \omega/v$.

So far, all calculations have been classical. To quantize the field in the transmission line, we promote the generalized coordinates and momenta to operators with the commutation relation

$$[\Phi(x), Q(x')] = i\hbar \delta(x - x'), \quad (\text{A.25})$$

where the delta function, rather than the Kronecker delta, appears since we are working with a *continuum* model. From the form of the Hamiltonian in Eq. (A.20) it can be seen that we have a collection of harmonic oscillators. We can thus rewrite the generalized coordinates and momenta in terms of annihilation and creation operators. The left- and right-moving fluxes become [576, 1349]

$$\Phi_{\text{L/R}}(x,t) = \sqrt{\frac{\hbar Z_0}{4\pi}} \int_0^\infty \frac{d\omega}{\sqrt{\omega}} \left(a_{\text{L/R},\omega} e^{-i(\pm kx + \omega t)} + \text{H.c.} \right), \quad (\text{A.26})$$

where the annihilation and creation operators obey the commutation relations

$$[a_{X,\omega}, a_{X',\omega'}^\dagger] = \delta(\omega - \omega') \delta_{XX'}, \quad (\text{A.27})$$

and $Z_0 = \sqrt{L_0/C_0}$ is the *characteristic impedance* of the transmission line.

It is illustrative to calculate the *spectral density* of the voltage fluctuations in our open transmission line using Eq. (A.26). Using $V = \partial_t \Phi$, we have [1112]

$$\begin{aligned}
S_{VV}[\omega] &= \int_{-\infty}^{\infty} dt e^{i\omega t} \langle V(t)V(0) \rangle = \int_{-\infty}^{\infty} dt e^{i\omega t} \frac{\hbar Z_0}{4\pi} \int_0^{\infty} \frac{d\omega'}{\sqrt{\omega'}} \int_0^{\infty} \frac{d\omega''}{\sqrt{\omega''}} (-i\omega')(-i\omega'') \\
&\quad \times \left\langle \left(a_{L,\omega'} e^{-i(kx+\omega't)} + a_{R,\omega'} e^{-i(-kx+\omega't)} - \text{H.c.} \right) \right. \\
&\quad \left. \times \left(a_{L,\omega''} e^{-ikx} + a_{R,\omega''} e^{ikx} - \text{H.c.} \right) \right\rangle \\
&= \frac{\hbar Z_0}{4\pi} \int_{-\infty}^{\infty} dt e^{i\omega t} \int_0^{\infty} d\omega' \sqrt{\omega'} \int_0^{\infty} d\omega'' \sqrt{\omega''} 2e^{-i\omega't} \delta(\omega' - \omega'') \\
&= \frac{\hbar Z_0}{2\pi} \int_0^{\infty} d\omega' \omega' 2\pi \delta(\omega - \omega') = Z_0 \hbar \omega,
\end{aligned} \tag{A.28}$$

where we assumed negligible temperature such that the only contribution from the expectation value is terms on the form $\langle aa^\dagger \rangle = 1$. The result shows that the left- and right-traveling modes each contribute $\hbar\omega/2$ to the power spectral density $S_{VV}[\omega]/Z_0$, which agrees well with our expectations for the quantum vacuum fluctuations.

We can now proceed to introduce *boundary conditions* in the open transmission line. Grounding one end at $x = 0$ gives the boundary condition $\Phi(0, t) = 0$; it is equivalent to inserting a *mirror* in open space. It is also possible to connect one end of the transmission line to ground via a capacitance or via a SQUID (the latter gives a tunable boundary condition, a *moving* mirror, as discussed in Sec. 2.7).

A semi-infinite transmission line still has a continuum of modes, but the boundary condition gives rise to a mode structure. This can be seen as an interference effect between waves approaching the mirror and waves that have been reflected off the mirror. As discussed in Sec. 5.1.1, this mode structure, which is imposed also on the vacuum fluctuations, was explored in Ref. [173] by placing an artificial atom close to a mirror and varying its resonance frequency. The relaxation rate of the atom is proportional to the spectral density of the voltage fluctuations at the atom transition frequency, which given the boundary condition $\Phi(0, t) = 0$ becomes $S_{VV}[\omega]/Z_0 = 2\hbar\omega \sin^2(kx)$.

If we introduce boundary conditions at two points $x = 0$ and $x = d$ in an open transmission line, we create a *resonator* (see Sec. 2.7). Using Eq. (A.26) to satisfy $\Phi(0, t) = 0 = \Phi(d, t)$, we see that these boundary conditions enforce $a_{L,\omega} = -a_{R,\omega}$ and $\sin(kx) = 0$. Thus, only modes with frequencies

$$\omega_n = \frac{n\pi v}{d} = \frac{n\pi}{d\sqrt{L_0 C_0}}, \tag{A.29}$$

where n is an integer, remain. We now have a discrete, yet still infinite, collection of harmonic oscillators. In most applications only the fundamental mode $\omega_1 \equiv \omega_r$ is used, leading to the well-known harmonic-oscillator Hamiltonian

$$H = \hbar\omega_r \left(a^\dagger a + \frac{1}{2} \right), \tag{A.30}$$

where a now is the annihilation operator for this localized mode.

B. Unitary transformations and the Jaynes–Cummings model

The paradigmatic model for light-matter interaction is the Jaynes–Cummings Hamiltonian, as discussed in detail in Sec. 4. As a complement to that section, we here give a few examples of how various unitary transformations and approximations are used to derive the Jaynes–Cummings Hamiltonian and related versions of it. The treatment here is mostly based on Ref. [1355]. Throughout this section, we set $\hbar = 1$.

B.1. From Rabi to Jaynes–Cummings with the rotating-wave approximation

As a simple first example, we consider transforming the quantum Rabi Hamiltonian, Eq. (19),

$$H_{\text{Rabi}} = \omega_r a^\dagger a + \frac{\omega_q}{2} \sigma_z + g \sigma_x (a + a^\dagger), \quad (\text{B.1})$$

to a rotating frame by applying the unitary transformation

$$U_{\text{rot}} = \exp \left(i \omega_r t a^\dagger a + i \frac{\omega_q}{2} t \sigma_z \right). \quad (\text{B.2})$$

This will clarify the time dependence of the coupling terms and show when the RWA is valid.

The transformed Hamiltonian \tilde{H} is given by

$$\tilde{H} = U H U^\dagger + i \dot{U} U^\dagger. \quad (\text{B.3})$$

Since the transformation in Eq. (B.2) is time-dependent, we must include the second term of Eq. (B.3), which becomes

$$i \dot{U}_{\text{rot}} U_{\text{rot}}^\dagger = i \left(i \omega_r a^\dagger a + i \frac{\omega_q}{2} \sigma_z \right) U_{\text{rot}} U_{\text{rot}}^\dagger = -\omega_r a^\dagger a - \frac{\omega_q}{2} \sigma_z. \quad (\text{B.4})$$

Clearly, the first two terms in Eq. (B.1) commute with U_{rot} , so we only need to find the transformations for the third term. Using the Baker–Hausdorff lemma and the commutation relation $[\sigma_-, \sigma_z] = 2\sigma_-$, we obtain

$$\begin{aligned} U_{\text{rot}} \sigma_- U_{\text{rot}}^\dagger &= \sigma_- + i \frac{\omega_q}{2} t [\sigma_z, \sigma_-] + \frac{1}{2!} \left(i \frac{\omega_q}{2} t \right)^2 [\sigma_z, [\sigma_z, \sigma_-]] + \dots \\ &= \sigma_- \left(1 - i \omega_q t + \frac{1}{2!} (-i \omega_q t)^2 + \dots \right) = \sigma_- e^{-i \omega_q t}, \end{aligned} \quad (\text{B.5})$$

which also leads to

$$U_{\text{rot}} \sigma_+ U_{\text{rot}}^\dagger = \left(U_{\text{rot}} \sigma_- U_{\text{rot}}^\dagger \right)^\dagger = \sigma_+ e^{i \omega_q t}. \quad (\text{B.6})$$

In the same way, remembering that $[a, a^\dagger a] = a$, we obtain

$$U_{\text{rot}} a U_{\text{rot}}^\dagger = a e^{-i \omega_r t}, \quad (\text{B.7})$$

$$U_{\text{rot}} a^\dagger U_{\text{rot}}^\dagger = a^\dagger e^{i \omega_r t}. \quad (\text{B.8})$$

Combining all these results, we arrive at the transformed Hamiltonian

$$\begin{aligned} H_{\text{rot}} &= U_{\text{rot}} H_{\text{Rabi}} U_{\text{rot}}^\dagger + i \dot{U}_{\text{rot}} U_{\text{rot}}^\dagger = g (\sigma_- e^{-i\omega_q t} + \sigma_+ e^{i\omega_q t}) (a e^{-i\omega_r t} + a^\dagger e^{i\omega_r t}) \\ &= g \left(a \sigma_+ e^{i(\omega_q - \omega_r)t} + a^\dagger \sigma_- e^{i(\omega_r - \omega_q)t} + a \sigma_- e^{-i(\omega_q + \omega_r)t} + a^\dagger \sigma_+ e^{i(\omega_q + \omega_r)t} \right). \end{aligned} \quad (\text{B.9})$$

The last two terms will always oscillate rapidly and can be discarded in the RWA provided that g is small compared to $\omega_q + \omega_r$. This leads to the Jaynes–Cummings Hamiltonian, Eq. (14).

B.2. The driven Jaynes–Cummings model

The resonator mode in the Jaynes–Cummings model can be driven by a classical drive (pump) through the beam-splitter interaction described by $(a + a^\dagger) [\epsilon^*(t) e^{i\omega_d t} + \text{c.c.}]$, where c.c. denotes the complex conjugate term, ω_d is the driving field frequency and $\epsilon(t)$ is the coupling strength between the resonator and drive. Under the RWA, this interaction simplifies to

$$H_{\text{drive}} = a \epsilon^*(t) e^{i\omega_d t} + a^\dagger \epsilon(t) e^{-i\omega_d t}. \quad (\text{B.10})$$

We can transform the driven Jaynes–Cummings Hamiltonian, Eqs. (14) plus (B.10), to the rotating frame at the drive frequency ω_d using Eq. (B.3) with the unitary operation $U = \exp [i\omega_d t (a^\dagger a + \sigma_z)]$. This gives

$$\tilde{H} = (\omega_r - \omega_d) a^\dagger a + \frac{(\omega_q - \omega_d)}{2} \sigma_z + \frac{\Omega_0}{2} (a \sigma_+ + a^\dagger \sigma_-) + a \epsilon^*(t) + a^\dagger \epsilon(t). \quad (\text{B.11})$$

The drive acting on the cavity field can be switched directly to the two-level atom with the displacement transformation $D = \exp [\alpha(t) a^\dagger - \alpha^*(t) a]$ [331], provided that $\alpha(t)$ satisfies the equation $-i\dot{\alpha}(t) + (\omega_r - \omega_d) \alpha(t) + \epsilon(t) = 0$. Thus, we have

$$\tilde{H} = (\omega_r - \omega_d) a^\dagger a + \frac{(\omega_q - \omega_d)}{2} \sigma_z + \frac{\Omega_0}{2} (a \sigma_+ + a^\dagger \sigma_-) + \frac{\Omega_0}{2} [\sigma_- \alpha^*(t) + \sigma_+ \alpha(t)]. \quad (\text{B.12})$$

When the drive frequency is detuned from the resonator frequency, we have effectively a single-qubit gate operation $H = \sigma_- \alpha^*(t) + \sigma_+ \alpha(t)$ [331], i.e., $\sigma_x \text{Re } \alpha(t) + \sigma_y \text{Im } \alpha(t)$ can be interpreted as a rotation on the Bloch sphere.

B.3. The dispersive regime of the Jaynes–Cummings model

As discussed in Sec. 4.2.4, the Jaynes–Cummings Hamiltonian Eq. (14) can be approximated by Eq. (18) in the dispersive regime, where $g \ll |\Delta| = |\omega_q - \omega_r|$. Below, we show how Eq. (18) can be derived.

We begin from the Jaynes–Cummings Hamiltonian in Eq. (14), dividing it into non-interacting and interacting parts:

$$H = H_0 + H_I, \quad (\text{B.13})$$

$$H_0 = \omega_r a^\dagger a + \frac{\omega_q}{2} \sigma_z, \quad (\text{B.14})$$

$$H_I = g (a \sigma_+ + a^\dagger \sigma_-). \quad (\text{B.15})$$

We then follow the main idea of the Schrieffer–Wolff transformation [1361], i.e., we choose a unitary transformation $U = \exp(S)$ such that $[S, H_0] = -H_I$. This choice leads to a cancellation of terms in the expansion with the Baker–Hausdorff lemma:

$$\begin{aligned}\exp(S) H \exp(-S) &= H + [S, H] + \frac{1}{2!} [S, [S, H]] + \dots \\ &= H_0 + H_I + [S, H_I] - H_I + \frac{1}{2} [S, -H_I] + \dots \\ &= H_0 + \frac{1}{2} [S, H_I] + \dots,\end{aligned}\tag{B.16}$$

This transformation is widely used in circuit QED (and other areas of physics), e.g., in Refs. [836, 843], where $[S, H_I]$ contributes to important physical phenomena.

Noting that

$$[a\sigma_+ - a^\dagger\sigma_-, a^\dagger a] = a\sigma_+ + a^\dagger\sigma_-, \tag{B.17}$$

$$[a\sigma_+ - a^\dagger\sigma_-, \sigma_z] = -2(a\sigma_+ + a^\dagger\sigma_-), \tag{B.18}$$

$$[a\sigma_+ - a^\dagger\sigma_-, a\sigma_+ + a^\dagger\sigma_-] = 2N\sigma_z, \tag{B.19}$$

$$N = a^\dagger a + \frac{1}{2} + \frac{\sigma_z}{2}, \tag{B.20}$$

where we have used $[a, a^\dagger] = 1$, $[\sigma_+, \sigma_-] = \sigma_z$, and $[\sigma_z, \pm\sigma_\pm] = \pm 2\sigma_\pm$, we can see that $S = \lambda(a\sigma_+ - a^\dagger\sigma_-)$, where λ is to be determined, is a suitable choice for our Schrieffer–Wolff transformation. Actually, the Jaynes–Cummings Hamiltonian can be diagonalized exactly by choosing $\lambda = -\theta/2\sqrt{N}$, where $\tan\theta = 2g\sqrt{N}/\Delta$ [360, 1362]. The result is

$$e^S H e^{-S} = \omega_r a^\dagger a + \left(\omega_r - \sqrt{\Delta^2 + 4g^2 N}\right) \frac{\sigma_z}{2}. \tag{B.21}$$

To satisfy the condition $[S, H_0] = -H_I$, we instead use $\lambda = g/\Delta$. In the dispersive regime, $|\lambda| = |g/\Delta| \ll 1$ is the relevant small parameter in the perturbative expansion of the dispersive transformation $U_{\text{disp}} = \exp[\lambda(a\sigma_+ - a^\dagger\sigma_-)]$. Below, we show how individual operators transform under U_{disp} , which can be useful in some contexts [360].

The Baker–Hausdorff lemma gives

$$\begin{aligned}U_{\text{disp}} a U_{\text{disp}}^\dagger &= a + \lambda[a\sigma_+ - a^\dagger\sigma_-, a] + \frac{\lambda^2}{2}[a\sigma_+ - a^\dagger\sigma_-, [a\sigma_+ - a^\dagger\sigma_-, a]] + \mathcal{O}(\lambda^3) \\ &= a + \lambda\sigma_- + \frac{\lambda^2}{2}a\sigma_z + \mathcal{O}(\lambda^3).\end{aligned}\tag{B.22}$$

In a similar fashion, we calculate

$$\begin{aligned}U_{\text{disp}} \sigma_z U_{\text{disp}}^\dagger &= \sigma_z + \lambda[a\sigma_+ - a^\dagger\sigma_-, \sigma_z] \\ &\quad + \frac{\lambda^2}{2}[a\sigma_+ - a^\dagger\sigma_-, [a\sigma_+ - a^\dagger\sigma_-, \sigma_z]] + \mathcal{O}(\lambda^3) \\ &= \sigma_z - 2\lambda(a\sigma_+ + a^\dagger\sigma_-) - \lambda^2[a\sigma_+ - a^\dagger\sigma_-, a\sigma_+ + a^\dagger\sigma_-] + \mathcal{O}(\lambda^3) \\ &= \sigma_z - 2\lambda(a\sigma_+ + a^\dagger\sigma_-) - \lambda^2\sigma_z(1 + 2a^\dagger a) + \mathcal{O}(\lambda^3),\end{aligned}\tag{B.23}$$

where we used $\sigma_+\sigma_- = (1 + \sigma_z)/2$ and discarded constant terms since they do not affect the dynamics if they are included in the Hamiltonian. Finally, we also calculate

$$U_{\text{disp}}\sigma_-U_{\text{disp}}^\dagger = \sigma_- + \lambda a\sigma_z + \mathcal{O}(\lambda^2), \quad (\text{B.24})$$

where we only need to include the first-order terms since σ_- only appears in the weak interaction term of the Hamiltonian.

Applying our results to the transformation of the full Hamiltonian yields

$$\begin{aligned} U_{\text{disp}}H_{\text{JC}}U_{\text{disp}}^\dagger &= \omega_r a^\dagger a + \lambda\omega_r (a\sigma_+ + a^\dagger\sigma_-) + \lambda^2\omega_r\sigma_z \left(a^\dagger a + \frac{1}{2}\right) + \frac{\omega_q}{2}\sigma_z \\ &\quad - \lambda\omega_q (a\sigma_+ + a^\dagger\sigma_-) - \lambda^2\omega_r\sigma_z \left(a^\dagger a + \frac{1}{2}\right) + g(a\sigma_+ + a^\dagger\sigma_-) \\ &\quad + \lambda g\sigma_z (2a^\dagger a + 1) + g\mathcal{O}(\lambda^2) \\ &= \omega_r a^\dagger a + \frac{\omega_q}{2}\sigma_z + \lambda g\sigma_z \left(a^\dagger a + \frac{1}{2}\right) + \mathcal{O}(\lambda^2). \end{aligned} \quad (\text{B.25})$$

Introducing the notation $\chi = g^2/\Delta$, the transformed Hamiltonian can, to first order in λ , be written

$$H_{\text{disp}} = (\omega_r + \chi\sigma_z) a^\dagger a + \frac{\omega_q + \chi}{2}\sigma_z, \quad (\text{B.26})$$

which is Eq. (18).

C. List of acronyms

1D, 2D, 3D — one-dimensional, two-dimensional, three-dimensional
 2DEG — 2D electron gas
 AQC — adiabatic quantum computing
 ATS — Autler–Townes splitting
 CBJJ — current-biased Josephson junction
 CNOT — controlled-NOT gate
 CPB — Cooper-pair box
 CPHASE — controlled-PHASE gate
 CPT — coherent population trapping
 CPW — coplanar waveguide
 DCE — dynamical Casimir effect
 DQD — double quantum dot
 DSC — deep-strong coupling
 EIT — electromagnetically induced transparency
 ETA — electromagnetically induced absorption
 HOM — Hong–Ou–Mandel
 HBT — Hanbury-Brown–Twiss (e.g., experiment)
 HEMT — high-electron-mobility transistor
 JC — Jaynes–Cummings (e.g., model)
 JDA — Josephson directional amplifier
 JPC — Josephson parametric converter

JPM — Josephson photomultiplier
 JRM — Josephson ring modulator
 LO — local oscillator
 LWI — lasing without (population) inversion
 LZSM — Landau–Zener–Stückelberg–Majorana (e.g., transitions)
 MEMS — microelectromechanical system(s)
 NV — nitrogen vacancy
 QA — quantum annealing
 QAD — quantum acoustodynamics
 QEC — quantum error correction
 QED — quantum electrodynamics
 QIP — quantum information processing
 QND — quantum nondemolition (e.g., measurement)
 QST — quantum-state tomography
 RWA — rotating-wave approximation
 SAW — surface acoustic wave
 SME — stochastic master equation
 SNAP — selective number-dependent arbitrary phase (gate)
 SPDC — spontaneous parametric down-conversion
 SQ — superconducting qubit
 SQC — superconducting quantum circuit
 SQUID — superconducting quantum interference device
 TLS — two-level system
 USC — ultrastrong coupling
 VNA — vector network analyzer
 vSTIRAP — vacuum-stimulated Raman adiabatic passage

References

- [1] S. Haroche and J.-M. Raimond, *Exploring the Quantum: Atoms, Cavities, and Photons* (OUP Oxford, 2006).
- [2] K. Vahala, ed., *Optical Microcavities*, Advanced Series in Applied Physics, Vol. 5 (World Scientific, 2004).
- [3] Y. Nakamura, Y. A. Pashkin, and J. S. Tsai, “Coherent control of macroscopic quantum states in a single-Cooper-pair box,” *Nature* **398**, 786 (1999), [arXiv:cond-mat/9904003](#).
- [4] J. Q. You and F. Nori, “Quantum information processing with superconducting qubits in a microwave field,” *Phys. Rev. B* **68**, 064509 (2003), [arXiv:cond-mat/0306207](#).
- [5] A. Wallraff, D. I. Schuster, A. Blais, L. Frunzio, R.-S. Huang, J. Majer, S. Kumar, S. M. Girvin, and R. J. Schoelkopf, “Strong coupling of a single photon to a superconducting qubit using circuit quantum electrodynamics,” *Nature* **431**, 162 (2004), [arXiv:cond-mat/0407325](#).
- [6] A. Blais, R.-S. Huang, A. Wallraff, S. M. Girvin, and R. J. Schoelkopf, “Cavity quantum electrodynamics for superconducting electrical circuits: An architecture for quantum computation,” *Phys. Rev. A* **69**, 062320 (2004), [arXiv:cond-mat/0402216](#).
- [7] J. M. Martinis, M. H. Devoret, and J. Clarke, “Energy-level quantization in the zero-voltage state of a current-biased Josephson junction,” *Phys. Rev. Lett.* **55**, 1543 (1985).
- [8] Y. Makhlin, G. Schön, and A. Shnirman, “Quantum-state engineering with Josephson-junction devices,” *Rev. Mod. Phys.* **73**, 357 (2001), [arXiv:cond-mat/0011269](#).
- [9] M. H. Devoret and J. M. Martinis, “Implementing Qubits with Superconducting Integrated Circuits,” *Quantum Inf. Process.* **3**, 163 (2004).
- [10] J. Q. You and F. Nori, “Superconducting circuits and quantum information,” *Phys. Today* **58**, 11, 42 (2005), [arXiv:quant-ph/0601121](#).

- [11] G. Wendin and V. S. Shumeiko, “Superconducting Quantum Circuits, Qubits and Computing,” (2005), [arXiv:cond-mat/0508729](#).
- [12] G. Wendin and V. S. Shumeiko, “Quantum bits with Josephson junctions,” *Low Temp. Phys.* **33**, 724 (2007).
- [13] M. E. Flatté and I. Tifrea, eds., *Manipulating Quantum Coherence in Solid State Systems*, NATO Science Series II: Mathematics, Physics and Chemistry, Vol. 244 (Springer Netherlands, Dordrecht, 2007).
- [14] A. Zagoskin and A. Blais, “Superconducting qubits,” *Phys. Canada* **63**, 215 (2007), [arXiv:0805.0164](#).
- [15] J. Clarke and F. K. Wilhelm, “Superconducting quantum bits,” *Nature* **453**, 1031 (2008).
- [16] R. J. Schoelkopf and S. M. Girvin, “Wiring up quantum systems,” *Nature* **451**, 664 (2008).
- [17] S. M. Girvin, M. H. Devoret, and R. J. Schoelkopf, “Circuit QED and engineering charge-based superconducting qubits,” *Phys. Scr.* **T137**, 014012 (2009), [arXiv:0912.3902](#).
- [18] J. M. Martinis, “Superconducting phase qubits,” *Quantum Inf. Process.* **8**, 81 (2009).
- [19] J. Q. You and F. Nori, “Atomic physics and quantum optics using superconducting circuits,” *Nature* **474**, 589 (2011), [arXiv:1202.1923](#).
- [20] I. Buluta, S. Ashhab, and F. Nori, “Natural and artificial atoms for quantum computation,” *Reports Prog. Phys.* **74**, 104401 (2011), [arXiv:1002.1871](#).
- [21] I. Siddiqi, “Superconducting qubits: poised for computing?” *Supercond. Sci. Technol.* **24**, 091002 (2011).
- [22] A. M. Zagoskin, *Quantum Engineering: Theory and Design of Quantum Coherent Structures* (Cambridge University Press, 2011).
- [23] W. D. Oliver and P. B. Welander, “Materials in superconducting quantum bits,” *MRS Bull.* **38**, 816 (2013).
- [24] N. K. Langford, “Circuit QED - Lecture Notes,” (2013), [arXiv:1310.1897](#).
- [25] Z.-L. Xiang, S. Ashhab, J. Q. You, and F. Nori, “Hybrid quantum circuits: Superconducting circuits interacting with other quantum systems,” *Rev. Mod. Phys.* **85**, 623 (2013), [arXiv:1204.2137](#).
- [26] M. H. Devoret and R. J. Schoelkopf, “Superconducting Circuits for Quantum Information: An Outlook,” *Science* **339**, 1169 (2013).
- [27] M. Devoret, B. Huard, R. Schoelkopf, and L. F. Cugliandolo, eds., *Quantum Machines: Measurement and Control of Engineered Quantum Systems* (Oxford University Press, 2014).
- [28] B. D. Josephson, “Possible new effects in superconductive tunnelling,” *Phys. Lett.* **1**, 251 (1962).
- [29] C. C. Gerry and P. L. Knight, *Introductory Quantum Optics* (Cambridge University Press, 2005).
- [30] V. Bouchiat, D. Vion, P. Joyez, D. Esteve, and M. H. Devoret, “Quantum Coherence with a Single Cooper Pair,” *Phys. Scr.* **T76**, 165 (1998).
- [31] Y. A. Pashkin, O. Astafiev, T. Yamamoto, Y. Nakamura, and J. S. Tsai, “Josephson charge qubits: a brief review,” *Quantum Inf. Process.* **8**, 55 (2009).
- [32] J. E. Mooij, T. P. Orlando, L. Levitov, L. Tian, C. H. van der Wal, and S. Lloyd, “Josephson Persistent-Current Qubit,” *Science* **285**, 1036 (1999).
- [33] C. H. van der Wal, A. C. J. ter Haar, F. K. Wilhelm, R. N. Schouten, C. J. P. M. Harmans, T. P. Orlando, S. Lloyd, and J. E. Mooij, “Quantum Superposition of Macroscopic Persistent-Current States,” *Science* **290**, 773 (2000).
- [34] J. R. Friedman, V. Patel, W. Chen, S. K. Tolpygo, and J. E. Lukens, “Quantum superposition of distinct macroscopic states,” *Nature* **406**, 43 (2000).
- [35] I. Chiorescu, Y. Nakamura, C. J. P. M. Harmans, and J. E. Mooij, “Coherent Quantum Dynamics of a Superconducting Flux Qubit,” *Science* **299**, 1869 (2003), [arXiv:cond-mat/0305461](#).
- [36] T. P. Orlando, J. E. Mooij, L. Tian, C. H. van der Wal, L. S. Levitov, S. Lloyd, and J. J. Mazo, “Superconducting persistent-current qubit,” *Phys. Rev. B* **60**, 15398 (1999), [arXiv:cond-mat/9908283](#).
- [37] A. J. Leggett, “Macroscopic Quantum Systems and the Quantum Theory of Measurement,” *Prog. Theor. Phys. Suppl.* **69**, 80 (1980).
- [38] I. Chiorescu, P. Bertet, K. Semba, Y. Nakamura, C. J. P. M. Harmans, and J. E. Mooij, “Coherent dynamics of a flux qubit coupled to a harmonic oscillator,” *Nature* **431**, 159 (2004), [arXiv:cond-mat/0407810](#).
- [39] Y.-X. Liu, J. Q. You, L. F. Wei, C. P. Sun, and F. Nori, “Optical selection rules and phase-dependent adiabatic state control in a superconducting quantum circuit,” *Phys. Rev. Lett.* **95**, 087001 (2005), [arXiv:quant-ph/0501047](#).
- [40] J. Clarke, A. N. Cleland, M. H. Devoret, D. Esteve, and J. M. Martinis, “Quantum mechanics of a macroscopic variable: the phase difference of a Josephson junction,” *Science* **239**, 992 (1988),

[arXiv:0806.0992](#).

- [41] R. Ramos, M. Gubrud, A. Berkley, J. Anderson, C. Lobb, and F. Wellstood, “Design for effective thermalization of junctions for quantum coherence,” *IEEE Trans. Applied Supercond.* **11**, 998 (2001).
- [42] J. M. Martinis, S. Nam, J. Aumentado, and C. Urbina, “Rabi oscillations in a large Josephson-junction qubit,” *Phys. Rev. Lett.* **89**, 117901 (2002).
- [43] Y. Yu, S. Han, X. Chu, S.-I. Chu, and Z. Wang, “Coherent Temporal Oscillations of Macroscopic Quantum States in a Josephson Junction,” *Science* **296**, 889 (2002).
- [44] D. Vion, A. Aassime, A. Cottet, P. Joyez, H. Pothier, C. Urbina, D. Esteve, and M. H. Devoret, “Manipulating the Quantum State of an Electrical Circuit,” *Science* **296**, 886 (2002), [arXiv:cond-mat/0205343](#).
- [45] A. Cottet, D. Vion, A. Aassime, P. Joyez, D. Esteve, and M. Devoret, “Implementation of a combined charge-phase quantum bit in a superconducting circuit,” *Phys. C Supercond.* **367**, 197 (2002).
- [46] J. Q. You, X. Hu, S. Ashhab, and F. Nori, “Low-decoherence flux qubit,” *Phys. Rev. B* **75**, 140515 (2007), [arXiv:cond-mat/0609225v2](#).
- [47] M. Steffen, S. Kumar, D. P. DiVincenzo, J. R. Rozen, G. A. Keefe, M. B. Rothwell, and M. B. Ketchen, “High-Coherence Hybrid Superconducting Qubit,” *Phys. Rev. Lett.* **105**, 100502 (2010), [arXiv:1003.3054](#).
- [48] F. Yan, S. Gustavsson, A. Kamal, J. Birenbaum, A. P. Sears, D. Hover, T. J. Gudmundsen, D. Rosenberg, G. Samach, S. Weber, J. L. Yoder, T. P. Orlando, J. Clarke, A. J. Kerman, and W. D. Oliver, “The flux qubit revisited to enhance coherence and reproducibility,” *Nat. Commun.* **7**, 12964 (2016), [arXiv:1508.06299](#).
- [49] M. Steffen, M. Ansmann, R. McDermott, N. Katz, R. C. Bialczak, E. Lucero, M. Neeley, E. M. Weig, A. N. Cleland, and J. M. Martinis, “State tomography of capacitively shunted phase qubits with high fidelity,” *Phys. Rev. Lett.* **97**, 50502 (2006), [arXiv:cond-mat/0602432](#).
- [50] P. Bertet, I. Chiorescu, G. Burkard, K. Semba, C. J. P. M. Harmans, D. P. DiVincenzo, and J. E. Mooij, “Dephasing of a Superconducting Qubit Induced by Photon Noise,” *Phys. Rev. Lett.* **95**, 257002 (2005), [arXiv:cond-mat/0512428](#).
- [51] F. Yoshihara, K. Harrabi, A. O. Niskanen, Y. Nakamura, and J. S. Tsai, “Decoherence of Flux Qubits due to $1/f$ Flux Noise,” *Phys. Rev. Lett.* **97**, 167001 (2006), [arXiv:cond-mat/0606481](#).
- [52] S. Gustavsson, J. Bylander, F. Yan, P. Forn-Díaz, V. Bolkhovskiy, D. Braje, G. Fitch, K. Harrabi, D. Lennon, J. Miloshi, P. Murphy, R. Slattery, S. Spector, B. Turek, T. Weir, P. B. Welander, F. Yoshihara, D. G. Cory, Y. Nakamura, T. P. Orlando, and W. D. Oliver, “Driven Dynamics and Rotary Echo of a Qubit Tunably Coupled to a Harmonic Oscillator,” *Phys. Rev. Lett.* **108**, 170503 (2012), [arXiv:1201.6341](#).
- [53] F. Yan, S. Gustavsson, J. Bylander, X. Jin, F. Yoshihara, D. G. Cory, Y. Nakamura, T. P. Orlando, and W. D. Oliver, “Rotating-frame relaxation as a noise spectrum analyser of a superconducting qubit undergoing driven evolution,” *Nat. Commun.* **4**, 2337 (2013), [arXiv:1508.06436](#).
- [54] M. Stern, G. Catelani, Y. Kubo, C. Grezes, A. Bienfait, D. Vion, D. Esteve, and P. Bertet, “Flux Qubits with Long Coherence Times for Hybrid Quantum Circuits,” *Phys. Rev. Lett.* **113**, 123601 (2014).
- [55] Y. Qiu, W. Xiong, X.-L. He, T.-F. Li, and J. Q. You, “Four-junction superconducting circuit,” *Sci. Rep.* **6**, 28622 (2016), [arXiv:1602.00072](#).
- [56] F. G. Paaauw, A. Fedorov, C. J. P. M. Harmans, and J. E. Mooij, “Tuning the Gap of a Superconducting Flux Qubit,” *Phys. Rev. Lett.* **102**, 090501 (2009), [arXiv:0812.1912](#).
- [57] X. Zhu, A. Kemp, S. Saito, and K. Semba, “Coherent operation of a gap-tunable flux qubit,” *Appl. Phys. Lett.* **97**, 102503 (2010), [arXiv:1008.4016](#).
- [58] M. J. Schwarz, J. Goetz, Z. Jiang, T. Niemczyk, F. Deppe, A. Marx, and R. Gross, “Gradiometric flux qubits with a tunable gap,” *New J. Phys.* **15**, 045001 (2013), [arXiv:1210.3982](#).
- [59] J. Koch, T. M. Yu, J. Gambetta, A. A. Houck, D. I. Schuster, J. Majer, A. Blais, M. H. Devoret, S. M. Girvin, and R. J. Schoelkopf, “Charge-insensitive qubit design derived from the Cooper pair box,” *Phys. Rev. A* **76**, 042319 (2007), [arXiv:cond-mat/0703002](#).
- [60] V. E. Manucharyan, J. Koch, L. I. Glazman, and M. H. Devoret, “Fluxonium: Single Cooper-Pair Circuit Free of Charge Offsets,” *Science* **326**, 113 (2009), [arXiv:0906.0831](#).
- [61] I. M. Pop, K. Geerlings, G. Catelani, R. J. Schoelkopf, L. I. Glazman, and M. H. Devoret, “Coherent suppression of electromagnetic dissipation due to superconducting quasiparticles,” *Nature* **508**, 369 (2014).
- [62] R. Barends, J. Kelly, A. Megrant, D. Sank, E. Jeffrey, Y. Chen, Y. Yin, B. Chiaro, J. Mutus,

- C. Neill, P. O'Malley, P. Roushan, J. Wenner, T. C. White, A. N. Cleland, and J. M. Martinis, "Coherent Josephson qubit suitable for scalable quantum integrated circuits," *Phys. Rev. Lett.* **111**, 080502 (2013), [arXiv:1304.2322](#).
- [63] Y. Chen, C. Neill, P. Roushan, N. Leung, M. Fang, R. Barends, J. Kelly, B. Campbell, Z. Chen, B. Chiaro, A. Dunsworth, E. Jeffrey, A. Megrant, J. Y. Mutus, P. J. J. O'Malley, C. M. Quintana, D. Sank, A. Vainsencher, J. Wenner, T. C. White, M. R. Geller, A. N. Cleland, and J. M. Martinis, "Qubit Architecture with High Coherence and Fast Tunable Coupling," *Phys. Rev. Lett.* **113**, 220502 (2014), [arXiv:1402.7367](#).
- [64] M. R. Geller, E. Donate, Y. Chen, M. T. Fang, N. Leung, C. Neill, P. Roushan, and J. M. Martinis, "Tunable coupler for superconducting Xmon qubits: Perturbative nonlinear model," *Phys. Rev. A* **92**, 012320 (2015), [arXiv:1405.1915](#).
- [65] T. W. Larsen, K. D. Petersson, F. Kuemmeth, T. S. Jespersen, P. Krogstrup, J. Nygård, and C. M. Marcus, "Semiconductor-Nanowire-Based Superconducting Qubit," *Phys. Rev. Lett.* **115**, 127001 (2015), [arXiv:1503.08339](#).
- [66] G. de Lange, B. van Heck, A. Bruno, D. J. van Woerkom, A. Geresdi, S. R. Plissard, E. P. A. M. Bakkers, A. R. Akhmerov, and L. DiCarlo, "Realization of Microwave Quantum Circuits Using Hybrid Superconducting-Semiconducting Nanowire Josephson Elements," *Phys. Rev. Lett.* **115**, 127002 (2015).
- [67] A. M. Zagorskin, A. Chipouline, E. Il'ichev, J. R. Johansson, and F. Nori, "Toroidal qubits: naturally-decoupled quiet artificial atoms," *Sci. Rep.* **5**, 16934 (2015), [arXiv:1406.7678](#).
- [68] C. Cohen-Tannoudji, B. Diu, and F. Laloe, *Quantum Mechanics*, Quantum Mechanics (Wiley, 1991).
- [69] F. Deppe, M. Mariani, E. P. Menzel, A. Marx, S. Saito, K. Kakuyanagi, H. Tanaka, T. Meno, K. Semba, H. Takayanagi, E. Solano, and R. Gross, "Two-photon probe of the Jaynes-Cummings model and controlled symmetry breaking in circuit QED," *Nat. Phys.* **4**, 686 (2008), [arXiv:0805.3294](#).
- [70] J. Q. You, Y.-X. Liu, C. P. Sun, and F. Nori, "Persistent single-photon production by tunable on-chip micromaser with a superconducting quantum circuit," *Phys. Rev. B* **75**, 104516 (2007), [arXiv:quant-ph/0512145v1](#).
- [71] O. Astafiev, K. Inomata, A. O. Niskanen, T. Yamamoto, Y. A. Pashkin, Y. Nakamura, and J. S. Tsai, "Single artificial-atom lasing," *Nature* **449**, 588 (2007), [arXiv:0710.0936](#).
- [72] S. Ashhab, J. R. Johansson, A. M. Zagorskin, and F. Nori, "Single-artificial-atom lasing using a voltage-biased superconducting charge qubit," *New J. Phys.* **11**, 023030 (2009), [arXiv:0803.1209](#).
- [73] J. Joo, J. Bourassa, A. Blais, and B. C. Sanders, "Electromagnetically Induced Transparency with Amplification in Superconducting Circuits," *Phys. Rev. Lett.* **105**, 073601 (2010), [arXiv:1004.1817](#).
- [74] W. Z. Jia and L. F. Wei, "Gains without inversion in quantum systems with broken parities," *Phys. Rev. A* **82**, 013808 (2010), [arXiv:1003.4100](#).
- [75] J. Q. You, Y.-X. Liu, and F. Nori, "Simultaneous Cooling of an Artificial Atom and Its Neighboring Quantum System," *Phys. Rev. Lett.* **100**, 047001 (2008), [arXiv:0710.0109](#).
- [76] H.-C. Sun, Y.-X. Liu, H. Ian, J. Q. You, E. Il'ichev, and F. Nori, "Electromagnetically induced transparency and Autler-Townes splitting in superconducting flux quantum circuits," *Phys. Rev. A* **89**, 063822 (2014), [arXiv:1310.7323](#).
- [77] F. Marquardt, "Efficient on-chip source of microwave photon pairs in superconducting circuit QED," *Phys. Rev. B* **76**, 205416 (2007), [arXiv:cond-mat/0605232v1](#).
- [78] K. Koshino, "Down-conversion of a single photon with unit efficiency," *Phys. Rev. A* **79**, 13804 (2009).
- [79] E. Sánchez-Burillo, L. Martín-Moreno, J. J. García-Ripoll, and D. Zueco, "Full two-photon down-conversion of a single photon," *Phys. Rev. A* **94**, 53814 (2016), [arXiv:1602.05603](#).
- [80] Y.-X. Liu, H.-C. Sun, Z. H. Peng, A. Miranowicz, J. S. Tsai, and F. Nori, "Controllable microwave three-wave mixing via a single three-level superconducting quantum circuit," *Sci. Rep.* **4**, 7289 (2014), [arXiv:1308.6409](#).
- [81] L. Zhou, L.-P. Yang, Y. Li, and C. P. Sun, "Quantum Routing of Single Photons with a Cyclic Three-Level System," *Phys. Rev. Lett.* **111**, 103604 (2013), [arXiv:1303.3687](#).
- [82] Z. H. Peng, Y.-X. Liu, J. T. Peltonen, T. Yamamoto, J. S. Tsai, and O. Astafiev, "Correlated Emission Lasing in Harmonic Oscillators Coupled via a Single Three-Level Artificial Atom," *Phys. Rev. Lett.* **115**, 223603 (2015), [arXiv:1505.02858](#).
- [83] T. Niemczyk, F. Deppe, M. Mariani, E. P. Menzel, E. Hoffmann, G. Wild, L. Eggenstein, A. Marx, and R. Gross, "Fabrication Technology of and Symmetry Breaking in Superconducting

- Quantum Circuits,” *Supercond. Sci. Technol.* **22**, 20 (2009), [arXiv:0901.3652](#).
- [84] S. J. Srinivasan, A. J. Hoffman, J. M. Gambetta, and A. A. Houck, “Tunable coupling in circuit quantum electrodynamics using a superconducting charge qubit with a V-Shaped energy level diagram,” *Phys. Rev. Lett.* **106**, 083601 (2011), [arXiv:1011.4317](#).
 - [85] C.-P. Yang, S.-I. Chu, and S. Han, “Quantum Information Transfer and Entanglement with SQUID Qubits in Cavity QED: A Dark-State Scheme with Tolerance for Nonuniform Device Parameter,” *Phys. Rev. Lett.* **92**, 117902 (2004).
 - [86] Y.-X. Liu, L. F. Wei, and F. Nori, “Generation of nonclassical photon states using a superconducting qubit in a microcavity,” *Europhys. Lett.* **67**, 941 (2004), [arXiv:quant-ph/0402189](#).
 - [87] Y.-X. Liu, L. F. Wei, and F. Nori, “Tomographic measurements on superconducting qubit states,” *Phys. Rev. B* **72**, 14547 (2005), [arXiv:quant-ph/0402179](#).
 - [88] N. Katz, M. Neeley, M. Ansmann, R. Bialczak, M. Hofheinz, E. Lucero, A. O’Connell, H. Wang, A. Cleland, J. Martinis, and A. Korotkov, “Reversal of the Weak Measurement of a Quantum State in a Superconducting Phase Qubit,” *Phys. Rev. Lett.* **101**, 200401 (2008).
 - [89] M. Neeley, M. Ansmann, R. C. Bialczak, M. Hofheinz, N. Katz, E. Lucero, A. O’Connell, H. Wang, A. N. Cleland, and J. M. Martinis, “Process tomography of quantum memory in a Josephson-phase qubit coupled to a two-level state,” *Nat. Phys.* **4**, 523 (2008).
 - [90] S. Filipp, P. Maurer, P. J. Leek, M. Baur, R. Bianchetti, J. M. Fink, M. Göppl, L. Steffen, J. M. Gambetta, A. Blais, and A. Wallraff, “Two-Qubit State Tomography Using a Joint Dispersive Readout,” *Phys. Rev. Lett.* **102**, 200402 (2009), [arXiv:0812.2485](#).
 - [91] A. A. Houck, D. I. Schuster, J. M. Gambetta, J. A. Schreier, B. R. Johnson, J. M. Chow, L. Frunzio, J. Majer, M. H. Devoret, S. M. Girvin, and R. J. Schoelkopf, “Generating single microwave photons in a circuit,” *Nature* **449**, 328 (2007), [arXiv:cond-mat/0702648](#).
 - [92] M. Hofheinz, H. Wang, M. Ansmann, R. C. Bialczak, E. Lucero, M. Neeley, A. D. O’Connell, D. Sank, J. Wenner, J. M. Martinis, and A. N. Cleland, “Synthesizing arbitrary quantum states in a superconducting resonator,” *Nature* **459**, 546 (2009).
 - [93] F. Mallet, M. A. Castellanos-Beltran, H. S. Ku, S. Glancy, E. Knill, K. D. Irwin, G. C. Hilton, L. R. Vale, and K. W. Lehnert, “Quantum State Tomography of an Itinerant Squeezed Microwave Field,” *Phys. Rev. Lett.* **106**, 220502 (2011), [arXiv:1012.0007](#).
 - [94] C. Eichler, D. Bozyigit, C. Lang, L. Steffen, J. Fink, and A. Wallraff, “Experimental State Tomography of Itinerant Single Microwave Photons,” *Phys. Rev. Lett.* **106**, 220503 (2011), [arXiv:1011.6668](#).
 - [95] B. R. Johnson, M. D. Reed, A. A. Houck, D. I. Schuster, L. S. Bishop, E. Ginossar, J. M. Gambetta, L. DiCarlo, L. Frunzio, S. M. Girvin, and R. J. Schoelkopf, “Quantum non-demolition detection of single microwave photons in a circuit,” *Nat. Phys.* **6**, 663 (2010), [arXiv:1003.2734](#).
 - [96] A. Lupascu, C. J. M. Verwijs, R. N. Schouten, C. J. P. M. Harmans, and J. E. Mooij, “Non-destructive Readout for a Superconducting Flux Qubit,” *Phys. Rev. Lett.* **93**, 177006 (2004), [arXiv:cond-mat/0311510](#).
 - [97] I. Siddiqi, R. Vijay, M. Metcalfe, E. Boaknin, L. Frunzio, R. Schoelkopf, and M. Devoret, “Dispersive measurements of superconducting qubit coherence with a fast latching readout,” *Phys. Rev. B* **73**, 054510 (2006), [arXiv:cond-mat/0507548](#).
 - [98] A. Lupascu, E. F. C. Driessen, L. Roschier, C. J. P. M. Harmans, J. E. Mooij, A. Lupascu, E. F. C. Driessen, L. Roschier, C. J. P. M. Harmans, and J. E. Mooij, “High-Contrast Dispersive Readout of a Superconducting Flux Qubit Using a Nonlinear Resonator,” *Phys. Rev. Lett.* **96**, 127003 (2006), [arXiv:cond-mat/0601634](#).
 - [99] A. Lupascu, S. Saito, T. Picot, P. C. de Groot, C. J. P. M. Harmans, and J. E. Mooij, “Quantum non-demolition measurement of a superconducting two-level system,” *Nat. Phys.* **3**, 119 (2007), [arXiv:cond-mat/0611505](#).
 - [100] E. Il’ichev, N. Oukhanski, A. Izmailkov, T. Wagner, M. Grajcar, H.-G. Meyer, A. Y. Smirnov, A. Maassen van den Brink, M. H. S. Amin, and A. M. Zagorskin, “Continuous Monitoring of Rabi Oscillations in a Josephson Flux Qubit,” *Phys. Rev. Lett.* **91**, 097906 (2003), [arXiv:cond-mat/0303433](#).
 - [101] S. Ashhab and F. Nori, “Control-free control: Manipulating a quantum system using only a limited set of measurements,” *Phys. Rev. A* **82**, 062103 (2010), [arXiv:1011.4463](#).
 - [102] I. Siddiqi, R. Vijay, F. Pierre, C. M. Wilson, M. Metcalfe, C. Rigetti, L. Frunzio, and M. H. Devoret, “RF-Driven Josephson Bifurcation Amplifier for Quantum Measurement,” *Phys. Rev. Lett.* **93**, 207002 (2004), [arXiv:cond-mat/0312623](#).
 - [103] R. Vijay, M. H. Devoret, and I. Siddiqi, “Invited Review Article: The Josephson bifurcation amplifier,” *Rev. Sci. Instrum.* **80**, 111101 (2009).

- [104] N. Bergeal, R. Vijay, V. E. Manucharyan, I. Siddiqi, R. J. Schoelkopf, S. M. Girvin, and M. H. Devoret, “Analog information processing at the quantum limit with a Josephson ring modulator,” *Nat. Phys.* **6**, 296 (2010), [arXiv:0805.3452](#).
- [105] R. Vijay, D. H. Slichter, and I. Siddiqi, “Observation of Quantum Jumps in a Superconducting Artificial Atom,” *Phys. Rev. Lett.* **106**, 110502 (2011), [arXiv:1009.2969](#).
- [106] D. Tan, S. J. Weber, I. Siddiqi, K. Mølmer, and K. W. Murch, “Prediction and Retrodiction for a Continuously Monitored Superconducting Qubit,” *Phys. Rev. Lett.* **114**, 090403 (2015), [arXiv:1409.0510](#).
- [107] Y. Aharonov, D. Z. Albert, and L. Vaidman, “How the result of a measurement of a component of the spin of a spin- 1/2 particle can turn out to be 100,” *Phys. Rev. Lett.* **60**, 1351 (1988), [arXiv:0907.4823](#).
- [108] A. G. Kofman, S. Ashhab, and F. Nori, “Nonperturbative theory of weak pre- and post-selected measurements,” *Phys. Rep.* **520**, 43 (2012), [arXiv:1109.6315](#).
- [109] K. B. Cooper, M. Steffen, R. McDermott, R. W. Simmonds, S. Oh, D. A. Hite, D. P. Pappas, and J. M. Martinis, “Observation of Quantum Oscillations between a Josephson Phase Qubit and a Microscopic Resonator Using Fast Readout,” *Phys. Rev. Lett.* **93**, 180401 (2004), [arXiv:cond-mat/0405710](#).
- [110] O. Astafiev, Y. A. Pashkin, T. Yamamoto, Y. Nakamura, and J. S. Tsai, “Single-shot measurement of the Josephson charge qubit,” *Phys. Rev. B* **69**, 180507 (2004), [arXiv:cond-mat/0402619](#).
- [111] A. Lupascu, C. J. P. M. Harmans, and J. E. Mooij, “Quantum state detection of a superconducting flux qubit using a dc-SQUID in the inductive mode,” *Phys. Rev. B* **71**, 184506 (2005), [arXiv:cond-mat/0410730](#).
- [112] F. Mallet, F. R. Ong, A. Palacios-Laloy, F. Nguyen, P. Bertet, D. Vion, and D. Esteve, “Single-shot qubit readout in circuit quantum electrodynamics,” *Nat. Phys.* **5**, 791 (2010), [arXiv:1005.3436](#).
- [113] J. M. Chow, L. DiCarlo, J. M. Gambetta, A. Nunnenkamp, L. S. Bishop, L. Frunzio, M. H. Devoret, S. M. Girvin, and R. J. Schoelkopf, “Detecting highly entangled states with a joint qubit readout,” *Phys. Rev. A* **81**, 062325 (2010), [arXiv:0908.1955](#).
- [114] M. D. Reed, L. DiCarlo, B. R. Johnson, L. Sun, D. I. Schuster, L. Frunzio, and R. J. Schoelkopf, “High-Fidelity Readout in Circuit Quantum Electrodynamics Using the Jaynes-Cummings Non-linearity,” *Phys. Rev. Lett.* **105**, 173601 (2010), [arXiv:1004.4323](#).
- [115] E. A. Sete, A. Galiutdinov, E. Mlinar, J. M. Martinis, and A. N. Korotkov, “Catch-Disperse-Release Readout for Superconducting Qubits,” *Phys. Rev. Lett.* **110**, 210501 (2013), [arXiv:1302.7020](#).
- [116] L. Sun, A. Petrenko, Z. Leghtas, B. Vlastakis, G. Kirchmair, K. M. Sliwa, A. Narla, M. Hatridge, S. Shankar, J. Blumoff, L. Frunzio, M. Mirrahimi, M. H. Devoret, and R. J. Schoelkopf, “Tracking photon jumps with repeated quantum non-demolition parity measurements,” *Nature* **511**, 444 (2014), [arXiv:1311.2534](#).
- [117] D. M. Pozar, *Microwave Engineering*, 4th ed. (John Wiley & Sons, Inc., 2011).
- [118] O. Astafiev, A. M. Zagorskin, A. A. Abdumalikov, Y. A. Pashkin, T. Yamamoto, K. Inomata, Y. Nakamura, and J. S. Tsai, “Resonance Fluorescence of a Single Artificial Atom,” *Science* **327**, 840 (2010), [arXiv:1002.4944](#).
- [119] L. Frunzio, A. Wallraff, D. Schuster, J. Majer, and R. Schoelkopf, “Fabrication and Characterization of Superconducting Circuit QED Devices for Quantum Computation,” *IEEE Trans. Appl. Supercond.* **15**, 860 (2005), [arXiv:cond-mat/0411708](#).
- [120] M. Göppl, A. Fagner, M. Baur, R. Bianchetti, S. Filipp, J. M. Fink, P. J. Leek, G. Puebla, L. Steffen, and A. Wallraff, “Coplanar waveguide resonators for circuit quantum electrodynamics,” *J. Appl. Phys.* **104**, 113904 (2008), [arXiv:0807.4094](#).
- [121] A. Megrant, C. Neill, R. Barends, B. Chiaro, Y. Chen, L. Feigl, J. Kelly, E. Lucero, M. Mariantoni, P. J. J. O’Malley, D. Sank, A. Vainsencher, J. Wenner, T. C. White, Y. Yin, J. Zhao, C. J. Palmstrom, J. M. Martinis, and A. N. Cleland, “Planar superconducting resonators with internal quality factors above one million,” *Appl. Phys. Lett.* **100**, 113510 (2012), [arXiv:1201.3384](#).
- [122] R. E. Collin, *Foundations for Microwave Engineering*, 2nd ed. (Wiley-IEEE Press, 2001).
- [123] M. Wallquist, V. Shumeiko, and G. Wendin, “Selective coupling of superconducting charge qubits mediated by a tunable stripline cavity,” *Phys. Rev. B* **74**, 224506 (2006), [arXiv:cond-mat/0608209](#).
- [124] A. Palacios-Laloy, F. Nguyen, F. Mallet, P. Bertet, D. Vion, and D. Esteve, “Tunable Resonators for Quantum Circuits,” *J. Low Temp. Phys.* **151**, 1034 (2008), [arXiv:0712.0221](#).
- [125] T. Yamamoto, K. Inomata, M. Watanabe, K. Matsuba, T. Miyazaki, W. D. Oliver, Y. Nakamura,

- and J. S. Tsai, “Flux-driven Josephson parametric amplifier,” *Appl. Phys. Lett.* **93**, 042510 (2008), [arXiv:0808.1386](#).
- [126] M. Sandberg, C. M. Wilson, F. Persson, T. Bauch, G. Johansson, V. Shumeiko, T. Duty, and P. Delsing, “Tuning the field in a microwave resonator faster than the photon lifetime,” *Appl. Phys. Lett.* **92**, 203501 (2008), [arXiv:0801.2479](#).
 - [127] M. Sandberg, C. M. Wilson, F. Persson, G. Johansson, V. Shumeiko, T. Bauch, T. Duty, and P. Delsing, “Fast tuning of superconducting microwave cavities,” *AIP Conf. Proc.* **1074**, 12 (2008), [arXiv:0811.4449](#).
 - [128] Z. L. Wang, Y. P. Zhong, L. J. He, H. Wang, J. M. Martinis, A. N. Cleland, and Q. W. Xie, “Quantum state characterization of a fast tunable superconducting resonator,” *Appl. Phys. Lett.* **102**, 163503 (2013).
 - [129] M. R. Vissers, J. Hubmayr, M. Sandberg, S. Chaudhuri, C. Bockstiegel, and J. Gao, “Frequency-tunable superconducting resonators via nonlinear kinetic inductance,” *Appl. Phys. Lett.* **107**, 062601 (2015), [arXiv:1507.05126](#).
 - [130] G. T. Moore, “Quantum Theory of the Electromagnetic Field in a Variable-Length One-Dimensional Cavity,” *J. Math. Phys.* **11**, 2679 (1970).
 - [131] J. R. Johansson, G. Johansson, C. M. Wilson, and F. Nori, “Dynamical Casimir Effect in a Superconducting Coplanar Waveguide,” *Phys. Rev. Lett.* **103**, 147003 (2009), [arXiv:0906.3127](#).
 - [132] J. R. Johansson, G. Johansson, C. M. Wilson, and F. Nori, “Dynamical Casimir effect in superconducting microwave circuits,” *Phys. Rev. A* **82**, 52509 (2010), [arXiv:1007.1058](#).
 - [133] J. R. Johansson, G. Johansson, C. M. Wilson, P. Delsing, and F. Nori, “Nonclassical microwave radiation from the dynamical Casimir effect,” *Phys. Rev. A* **87**, 43804 (2013), [arXiv:1207.1988](#).
 - [134] C. M. Wilson, G. Johansson, A. Pourkabirian, M. Simoen, J. R. Johansson, T. Duty, F. Nori, and P. Delsing, “Observation of the dynamical Casimir effect in a superconducting circuit,” *Nature* **479**, 376 (2011), [arXiv:1105.4714](#).
 - [135] P. D. Nation, J. R. Johansson, M. P. Blencowe, and F. Nori, “Colloquium: Stimulating uncertainty: Amplifying the quantum vacuum with superconducting circuits,” *Rev. Mod. Phys.* **84**, 1 (2012), [arXiv:1103.0835](#).
 - [136] J. Lindkvist, C. Sabín, I. Fuentes, A. Dragan, I.-M. Svensson, P. Delsing, and G. Johansson, “Twin paradox with macroscopic clocks in superconducting circuits,” *Phys. Rev. A* **90**, 052113 (2014), [arXiv:1401.0129](#).
 - [137] S. Felicetti, M. Sanz, L. Lamata, G. Romero, G. Johansson, P. Delsing, and E. Solano, “Dynamical Casimir Effect Entangles Artificial Atoms,” *Phys. Rev. Lett.* **113**, 093602 (2014), [arXiv:1402.4451](#).
 - [138] L. Chirolli, G. Burkard, S. Kumar, and D. P. DiVincenzo, “Superconducting Resonators as Beam Splitters for Linear-Optics Quantum Computation,” *Phys. Rev. Lett.* **104**, 230502 (2010), [arXiv:1002.1394](#).
 - [139] E. Zakka-Bajjani, F. Nguyen, M. Lee, L. R. Vale, R. W. Simmonds, and J. Aumentado, “Quantum superposition of a single microwave photon in two different ‘colour’ states,” *Nat. Phys.* **7**, 599 (2011), [arXiv:1106.2523](#).
 - [140] F. Nguyen, E. Zakka-Bajjani, R. W. Simmonds, and J. Aumentado, “Quantum Interference between Two Single Photons of Different Microwave Frequencies,” *Phys. Rev. Lett.* **108**, 163602 (2012), [arXiv:1112.1943](#).
 - [141] S. Schmidt and J. Koch, “Circuit QED lattices: Towards quantum simulation with superconducting circuits,” *Ann. Phys.* **525**, 395 (2013), [arXiv:1212.2070](#).
 - [142] M. Mariani, F. Deppe, A. Marx, R. Gross, F. K. Wilhelm, and E. Solano, “Two-resonator circuit quantum electrodynamics: A superconducting quantum switch,” *Phys. Rev. B* **78**, 104508 (2008), [arXiv:0712.2522](#).
 - [143] G. M. Reuther, D. Zueco, F. Deppe, E. Hoffmann, E. P. Menzel, T. Weiß, M. Mariani, S. Kohler, A. Marx, E. Solano, R. Gross, and P. Hänggi, “Two-resonator circuit quantum electrodynamics: Dissipative theory,” *Phys. Rev. B* **81**, 144510 (2010).
 - [144] A. Baust, E. Hoffmann, M. Haeberlein, M. J. Schwarz, P. Eder, J. Goetz, F. Wulschner, E. Xie, L. Zhong, F. Quijandria, B. Peropadre, D. Zueco, J.-J. García Ripoll, E. Solano, K. Fedorov, E. P. Menzel, F. Deppe, A. Marx, and R. Gross, “Tunable and switchable coupling between two superconducting resonators,” *Phys. Rev. B* **91**, 014515 (2015), [arXiv:1405.1969](#).
 - [145] B. Peropadre, D. Zueco, F. Wulschner, F. Deppe, A. Marx, R. Gross, and J. J. García-Ripoll, “Tunable coupling engineering between superconducting resonators: From sidebands to effective gauge fields,” *Phys. Rev. B* **87**, 134504 (2013), [arXiv:1207.3408](#).
 - [146] F. Wulschner, J. Goetz, F. R. Koessel, E. Hoffmann, A. Baust, P. Eder, M. Fischer, M. Haeberlein,

- M. J. Schwarz, M. Pernpeintner, E. Xie, L. Zhong, C. W. Zollitsch, B. Peropadre, J.-J. Garcia Ripoll, E. Solano, K. G. Fedorov, E. P. Menzel, F. Deppe, A. Marx, and R. Gross, “Tunable coupling of transmission-line microwave resonators mediated by an rf SQUID,” *EPJ Quantum Technol.* **3**, 10 (2016), [arXiv:1508.06758](#).
- [147] J. Koch, A. A. Houck, K. Le Hur, and S. M. Girvin, “Time-reversal-symmetry breaking in circuit-QED-based photon lattices,” *Phys. Rev. A* **82**, 043811 (2010), [arXiv:1006.0762](#).
- [148] A. A. Houck, H. E. Türeci, and J. Koch, “On-chip quantum simulation with superconducting circuits,” *Nat. Phys.* **8**, 292 (2012).
- [149] B. M. Anderson, R. Ma, C. Owens, D. I. Schuster, and J. Simon, “Engineering Topological Many-Body Materials in Microwave Cavity Arrays,” *Phys. Rev. X* **6**, 041043 (2016), [arXiv:1605.03177](#).
- [150] C. Noh and D. G. Angelakis, “Quantum simulations and many-body physics with light,” *Reports Prog. Phys.* **80**, 16401 (2017), [arXiv:1604.04433](#).
- [151] M. Fitzpatrick, N. M. Sundaresan, A. C. Y. Li, J. Koch, and A. A. Houck, “Observation of a Dissipative Phase Transition in a One-Dimensional Circuit QED Lattice,” *Phys. Rev. X* **7**, 11016 (2017), [arXiv:1607.06895](#).
- [152] H. Paik, D. I. Schuster, L. S. Bishop, G. Kirchmair, G. Catelani, A. P. Sears, B. R. Johnson, M. J. Reagor, L. Frunzio, L. I. Glazman, S. M. Girvin, M. H. Devoret, and R. J. Schoelkopf, “Observation of High Coherence in Josephson Junction Qubits Measured in a Three-Dimensional Circuit QED Architecture,” *Phys. Rev. Lett.* **107**, 240501 (2011), [arXiv:1105.4652](#).
- [153] M. Reagor, H. Paik, G. Catelani, L. Sun, C. Axline, E. Holland, I. M. Pop, N. A. Masluk, T. Brecht, L. Frunzio, M. H. Devoret, L. Glazman, and R. J. Schoelkopf, “Reaching 10 ms single photon lifetimes for superconducting aluminum cavities,” *Appl. Phys. Lett.* **102**, 192604 (2013), [arXiv:1302.4408](#).
- [154] C. Rigetti, J. M. Gambetta, S. Poletto, B. L. T. Plourde, J. M. Chow, A. D. Córcoles, J. A. Smolin, S. T. Merkel, J. R. Rozen, G. A. Keefe, M. B. Rothwell, M. B. Ketchen, and M. Steffen, “Superconducting qubit in a waveguide cavity with a coherence time approaching 0.1 ms,” *Phys. Rev. B* **86**, 100506 (2012), [arXiv:1202.5533](#).
- [155] G. Kirchmair, B. Vlastakis, Z. Leghtas, S. E. Nigg, H. Paik, E. Ginossar, M. Mirrahimi, L. Frunzio, S. M. Girvin, and R. J. Schoelkopf, “Observation of quantum state collapse and revival due to the single-photon Kerr effect,” *Nature* **495**, 205 (2013), [arXiv:1211.2228](#).
- [156] Z. K. Mineev, K. Serniak, I. M. Pop, Z. Leghtas, K. Sliwa, M. Hatridge, L. Frunzio, R. J. Schoelkopf, and M. H. Devoret, “Planar Multilayer Circuit Quantum Electrodynamics,” *Phys. Rev. Appl.* **5**, 044021 (2016), [arXiv:1509.01619](#).
- [157] T. Brecht, M. Reagor, Y. Chu, W. Pfaff, C. Wang, L. Frunzio, M. H. Devoret, and R. J. Schoelkopf, “Demonstration of superconducting micromachined cavities,” *Appl. Phys. Lett.* **107**, 192603 (2015), [arXiv:1509.01119](#).
- [158] M. D. LaHaye, J. Suh, P. M. Echternach, K. C. Schwab, and M. L. Roukes, “Nanomechanical measurements of a superconducting qubit,” *Nature* **459**, 960 (2009).
- [159] A. D. O’Connell, M. Hofheinz, M. Ansmann, R. C. Bialczak, M. Lenander, E. Lucero, M. Neeley, D. Sank, H. Wang, M. Weides, J. Wenner, J. M. Martinis, and A. N. Cleland, “Quantum ground state and single-phonon control of a mechanical resonator,” *Nature* **464**, 697 (2010).
- [160] J.-M. Pirkkalainen, S. U. Cho, J. Li, G. S. Paraoanu, P. J. Hakonen, and M. A. Sillanpää, “Hybrid circuit cavity quantum electrodynamics with a micromechanical resonator,” *Nature* **494**, 211 (2013), [arXiv:1207.1637](#).
- [161] J.-M. Pirkkalainen, S. U. Cho, F. Massel, J. Tuorila, T. T. Heikkilä, P. J. Hakonen, and M. A. Sillanpää, “Cavity optomechanics mediated by a quantum two-level system,” *Nat. Commun.* **6**, 6981 (2015), [arXiv:1412.5518](#).
- [162] F. Rouxinol, Y. Hao, F. Brito, A. O. Caldeira, E. K. Irish, and M. D. LaHaye, “Measurements of nanoresonator-qubit interactions in a hybrid quantum electromechanical system,” *Nanotechnology* **27**, 364003 (2016), [arXiv:1605.01454](#).
- [163] R. Manenti, A. F. Kockum, A. Patterson, T. Behrle, J. Rahamim, G. Tancredi, F. Nori, and P. J. Leek, “Circuit quantum acoustodynamics with surface acoustic waves,” *Nat. Commun.* **8**, 975 (2017), [arXiv:1703.04495](#).
- [164] Y. Chu, P. Kharel, W. H. Renninger, L. D. Burkhardt, L. Frunzio, P. T. Rakich, and R. J. Schoelkopf, “Quantum acoustics with superconducting qubits,” *Science* **358**, 199 (2017), [arXiv:1703.00342](#).
- [165] A. F. Kockum, P. Delsing, and G. Johansson, “Designing frequency-dependent relaxation rates and Lamb shifts for a giant artificial atom,” *Phys. Rev. A* **90**, 13837 (2014), [arXiv:1406.0350](#).
- [166] T. Aref, P. Delsing, M. K. Ekström, A. F. Kockum, M. V. Gustafsson, G. Johansson, P. J.

- Leek, E. Magnusson, and R. Manenti, “Quantum Acoustics with Surface Acoustic Waves,” in *Superconducting Devices in Quantum Optics*, Quantum Science and Technology, edited by R. H. Hadfield and G. Johansson (Springer International Publishing, Cham, 2016) pp. 217–244, [arXiv:1506.01631](#).
- [167] L. Guo, A. Grimsmo, A. F. Kockum, M. Pletyukhov, and G. Johansson, “Giant acoustic atom: A single quantum system with a deterministic time delay,” *Phys. Rev. A* **95**, 053821 (2017), [arXiv:1612.00865](#).
- [168] M. J. A. Schuetz, E. M. Kessler, G. Giedke, L. M. K. Vandersypen, M. D. Lukin, and J. I. Cirac, “Universal Quantum Transducers Based on Surface Acoustic Waves,” *Phys. Rev. X* **5**, 31031 (2015), [arXiv:1504.05127](#).
- [169] J. Bochmann, A. Vainsencher, D. D. Awschalom, and A. N. Cleland, “Nanomechanical coupling between microwave and optical photons,” *Nat. Phys.* **9**, 712 (2013).
- [170] R. W. Andrews, R. W. Peterson, T. P. Purdy, K. Cicak, R. W. Simmonds, C. A. Regal, and K. W. Lehnert, “Bidirectional and efficient conversion between microwave and optical light,” *Nat. Phys.* **10**, 321 (2014), [arXiv:1310.5276](#).
- [171] V. S. Shumeiko, “Quantum acousto-optic transducer for superconducting qubits,” *Phys. Rev. A* **93**, 023838 (2015), [arXiv:1511.03819](#).
- [172] I.-C. Hoi, A. F. Kockum, T. Palomaki, T. M. Stace, B. Fan, L. Tornberg, S. R. Sathyamoorthy, G. Johansson, P. Delsing, and C. M. Wilson, “Giant Cross-Kerr Effect for Propagating Microwaves Induced by an Artificial Atom,” *Phys. Rev. Lett.* **111**, 053601 (2013), [arXiv:1207.1203](#).
- [173] I.-C. Hoi, A. F. Kockum, L. Tornberg, A. Pourkabirian, G. Johansson, P. Delsing, and C. M. Wilson, “Probing the quantum vacuum with an artificial atom in front of a mirror,” *Nat. Phys.* **11**, 1045 (2015), [arXiv:1410.8840](#).
- [174] B. Peropadre, G. G. Guerreschi, J. Huh, and A. Aspuru-Guzik, “Proposal for Microwave Boson Sampling,” *Phys. Rev. Lett.* **117**, 140505 (2016), [arXiv:1510.08064](#).
- [175] O. Naaman, J. A. Strong, D. G. Ferguson, J. Egan, N. Bailey, and R. T. Hinkey, “Josephson junction microwave modulators for qubit control,” *J. Appl. Phys.* **121**, 073904 (2017), [arXiv:1610.07987](#).
- [176] M. A. Nielsen and I. L. Chuang, *Quantum Computation and Quantum Information* (Cambridge University Press, 2000).
- [177] A. Bouland and S. Aaronson, “Generation of universal linear optics by any beam splitter,” *Phys. Rev. A* **89**, 62316 (2014), [arXiv:1310.6718](#).
- [178] A. Zeilinger, “General properties of lossless beam splitters in interferometry,” *Am. J. Phys.* **49**, 882 (1981).
- [179] H. Fearn and R. Loudon, “Quantum theory of the lossless beam splitter,” *Opt. Commun.* **64**, 485 (1987).
- [180] S. M. Barnett, J. Jeffers, A. Gatti, and R. Loudon, “Quantum optics of lossy beam splitters,” *Phys. Rev. A* **57**, 2134 (1998).
- [181] M. Reck, A. Zeilinger, H. J. Bernstein, and P. Bertani, “Experimental realization of any discrete unitary operator,” *Phys. Rev. Lett.* **73**, 58 (1994).
- [182] S. L. Braunstein and P. van Loock, “Quantum information with continuous variables,” *Rev. Mod. Phys.* **77**, 513 (2005), [arXiv:quant-ph/0410100](#).
- [183] E. Knill, R. Laflamme, and G. J. Milburn, “A scheme for efficient quantum computation with linear optics,” *Nature* **409**, 46 (2001).
- [184] P. Kok, W. J. Munro, K. Nemoto, T. C. Ralph, J. P. Dowling, and G. J. Milburn, “Linear optical quantum computing with photonic qubits,” *Rev. Mod. Phys.* **79**, 135 (2007).
- [185] P. Adhikari, M. Hafezi, and J. M. Taylor, “Nonlinear Optics Quantum Computing with Circuit QED,” *Phys. Rev. Lett.* **110**, 060503 (2013).
- [186] J. Gabelli, L. H. Reydellet, G. Fève, J. M. Berroir, B. Plaçais, P. Roche, and D. C. Glattli, “Hanbury Brown-Twiss correlations to probe the population statistics of GHz photons emitted by conductors,” *Phys. Rev. Lett.* **93**, 56801 (2004), [arXiv:cond-mat/0403584](#).
- [187] M. Mariani, M. J. Storz, F. K. Wilhelm, W. D. Oliver, A. Emmert, A. Marx, R. Gross, H. Christ, and E. Solano, “On-Chip Microwave Fock States and Quantum Homodyne Measurements,” *Physics* (2005), [arXiv:cond-mat/0509737](#).
- [188] M. P. da Silva, D. Bozyigit, A. Wallraff, and A. Blais, “Schemes for the observation of photon correlation functions in circuit QED with linear detectors,” *Phys. Rev. A* **82**, 043804 (2010), [arXiv:1004.3987](#).
- [189] M. Mariani, E. P. Menzel, F. Deppe, M. A. Araque Caballero, A. Baust, T. Niemczyk, E. Hoffmann, E. Solano, A. Marx, and R. Gross, “Planck Spectroscopy and Quantum Noise of Microwave

- Beam Splitters,” *Phys. Rev. Lett.* **105**, 133601 (2010), [arXiv:1003.3194](#).
- [190] E. P. Menzel, F. Deppe, M. Mariani, M. Á. Araque Caballero, A. Baust, T. Niemczyk, E. Hoffmann, A. Marx, E. Solano, and R. Gross, “Dual-path state reconstruction scheme for propagating quantum microwaves and detector noise tomography,” *Phys. Rev. Lett.* **105**, 100401 (2010), [arXiv:1001.3669](#).
 - [191] D. Bozyigit, C. Lang, L. Steffen, J. M. Fink, C. Eichler, M. Baur, R. Bianchetti, P. J. Leek, S. Filipp, M. P. da Silva, A. Blais, and A. Wallraff, “Antibunching of microwave-frequency photons observed in correlation measurements using linear detectors,” *Nat. Phys.* **7**, 154 (2011), [arXiv:1002.3738](#).
 - [192] C. Lang, D. Bozyigit, C. Eichler, L. Steffen, J. M. Fink, A. A. Abdumalikov, M. Baur, S. Filipp, M. P. da Silva, A. Blais, and A. Wallraff, “Observation of Resonant Photon Blockade at Microwave Frequencies Using Correlation Function Measurements,” *Phys. Rev. Lett.* **106**, 243601 (2011), [arXiv:1102.0461](#).
 - [193] C. Eichler, D. Bozyigit, and A. Wallraff, “Characterizing quantum microwave radiation and its entanglement with superconducting qubits using linear detectors,” *Phys. Rev. A* **86**, 032106 (2012), [arXiv:1206.3405](#).
 - [194] I.-C. Hoi, T. Palomaki, J. Lindkvist, G. Johansson, P. Delsing, and C. M. Wilson, “Generation of Nonclassical Microwave States Using an Artificial Atom in 1D Open Space,” *Phys. Rev. Lett.* **108**, 263601 (2012), [arXiv:1201.2269](#).
 - [195] E. P. Menzel, R. Di Candia, F. Deppe, P. Eder, L. Zhong, M. Ihmig, M. Haeberlein, A. Baust, E. Hoffmann, D. Ballester, K. Inomata, T. Yamamoto, Y. Nakamura, E. Solano, A. Marx, and R. Gross, “Path Entanglement of Continuous-Variable Quantum Microwaves,” *Phys. Rev. Lett.* **109**, 250502 (2012), [arXiv:1210.4413](#).
 - [196] C. Eichler, *Experimental Characterization of Quantum Microwave Radiation and its Entanglement with a Superconducting Qubit*, Ph.D. thesis, ETH, Zurich (2013).
 - [197] I.-C. Hoi, C. M. Wilson, G. Johansson, J. Lindkvist, B. Peropadre, T. Palomaki, and P. Delsing, “Microwave quantum optics with an artificial atom in one-dimensional open space,” *New J. Phys.* **15**, 25011 (2013), [arXiv:1210.4303](#).
 - [198] C. Lang, C. Eichler, L. Steffen, J. M. Fink, M. J. Woolley, A. Blais, and A. Wallraff, “Correlations, indistinguishability and entanglement in Hong-Ou-Mandel experiments at microwave frequencies,” *Nat. Phys.* **9**, 345 (2013).
 - [199] M. J. Woolley, C. Lang, C. Eichler, A. Wallraff, and A. Blais, “Signatures of Hong-Ou-Mandel interference at microwave frequencies,” *New J. Phys.* **15**, 105025 (2013), [arXiv:1304.6068](#).
 - [200] R. Di Candia, E. P. Menzel, L. Zhong, F. Deppe, A. Marx, R. Gross, and E. Solano, “Dual-path methods for propagating quantum microwaves,” *New J. Phys.* **16**, 15001 (2014), [arXiv:1308.3117](#).
 - [201] H. S. Ku, W. F. Kindel, F. Mallet, S. Glancy, K. D. Irwin, G. C. Hilton, L. R. Vale, and K. W. Lehnert, “Generating and verifying entangled itinerant microwave fields with efficient and independent measurements,” *Phys. Rev. A* **91**, 42305 (2015), [arXiv:1502.03884](#).
 - [202] K. G. Fedorov, L. Zhong, S. Pogorzalek, P. Eder, M. Fischer, J. Goetz, E. Xie, F. Wulschner, K. Inomata, T. Yamamoto, Y. Nakamura, R. Di Candia, U. Las Heras, M. Sanz, E. Solano, E. P. Menzel, F. Deppe, A. Marx, and R. Gross, “Displacement of Propagating Squeezed Microwave States,” *Phys. Rev. Lett.* **117**, 020502 (2016), [arXiv:1601.06697](#).
 - [203] A. Narla, S. Shankar, M. Hatridge, Z. Leghtas, K. M. Sliwa, E. Zalys-Geller, S. O. Mundhada, W. Pfaff, L. Frunzio, R. J. Schoelkopf, and M. H. Devoret, “Robust Concurrent Remote Entanglement Between Two Superconducting Qubits,” *Phys. Rev. X* **6**, 031036 (2016), [arXiv:1603.03742](#).
 - [204] M. Mariani, *New Trends in Superconducting Circuit Quantum Electrodynamics: Two Amplifiers, Two Resonators, and Two Photons*, Ph.D. thesis, Technische Universität München (2009).
 - [205] E. Hoffmann, F. Deppe, T. Niemczyk, T. Wirth, E. P. Menzel, G. Wild, H. Huebl, M. Mariani, T. Weiß, A. Lukashenko, A. P. Zhuravel, A. V. Ustinov, A. Marx, and R. Gross, “A superconducting 180-degree hybrid ring coupler for circuit quantum electrodynamics,” *Appl. Phys. Lett.* **97**, 222508 (2010), [arXiv:1009.5879](#).
 - [206] B. Abdo, F. Schackert, M. Hatridge, C. Rigetti, and M. Devoret, “Josephson amplifier for qubit readout,” *Appl. Phys. Lett.* **99**, 162506 (2011), [arXiv:1103.1405](#).
 - [207] H. S. Ku, F. Mallet, L. R. Vale, K. D. Irwin, S. E. Russek, G. C. Hilton, and K. W. Lehnert, “Design and Testing of Superconducting Microwave Passive Components for Quantum Information Processing,” *IEEE Trans. Appl. Supercond.* **21**, 452 (2011), [arXiv:1010.3232](#).
 - [208] B. Abdo, K. Sliwa, F. Schackert, N. Bergeal, M. Hatridge, L. Frunzio, A. D. Stone, and M. Devoret, “Full Coherent Frequency Conversion between Two Propagating Microwave Modes,” *Phys.*

- Rev. Lett. **110**, 173902 (2013), [arXiv:1212.2231](#).
- [209] S. B. Cohn, “A Class of Broadband Three-Port TEM-Mode Hybrids,” *IEEE Trans. Microw. Theory Tech.* **16**, 110 (1968).
 - [210] E. J. Wilkinson, “An N -Way Hybrid Power Divider,” *IEEE Trans. Microw. Theory Tech.* **8**, 116 (1960).
 - [211] A. Roulet, H. N. Le, and V. Scarani, “Two photons on an atomic beam splitter: Nonlinear scattering and induced correlations,” *Phys. Rev. A* **93**, 033838 (2016), [arXiv:1411.6411](#).
 - [212] D. Oehri, M. Pletyukhov, V. Gritsev, G. Blatter, and S. Schmidt, “Tunable, nonlinear Hong-Ou-Mandel interferometer,” *Phys. Rev. A* **91**, 33816 (2015), [arXiv:1412.7450](#).
 - [213] M. Haeberlein, D. Zueco, P. Assum, T. Weiß, E. Hoffmann, B. Peropadre, J. J. García-Ripoll, E. Solano, F. Deppe, A. Marx, and R. Gross, “Fast microwave beam splitters from superconducting resonators,” *Physics (College Park, Md.)* (2013), [arXiv:1302.0729](#).
 - [214] F. Lecocq, J. B. Clark, R. W. Simmonds, J. Aumentado, and J. D. Teufel, “Mechanically Mediated Microwave Frequency Conversion in the Quantum Regime,” *Phys. Rev. Lett.* **116**, 43601 (2016), [arXiv:1512.00078](#).
 - [215] S. Aaronson and A. Arkhipov, “The Computational Complexity of Linear Optics,” *Theory Comput.* **9**, 143 (2013), [arXiv:1011.3245](#).
 - [216] B. D. O. Anderson and R. W. Newcomb, “On reciprocity and time-variable networks,” *Proc. IEEE* **53**, 1674 (1965).
 - [217] B. Anderson and R. Newcomb, “The Time-Variable Lattice and Nonreciprocal RLC Networks,” *IEEE Trans. Circuit Theory* **13**, 233 (1966).
 - [218] L. Ranzani and J. Aumentado, “A geometric description of nonreciprocity in coupled two-mode systems,” *New J. Phys.* **16**, 103027 (2014).
 - [219] L. Ranzani and J. Aumentado, “Graph-based analysis of nonreciprocity in coupled-mode systems,” *New J. Phys.* **17**, 23024 (2015), [arXiv:1406.4922](#).
 - [220] L. Deák and T. Fülöp, “Reciprocity in quantum, electromagnetic and other wave scattering,” *Ann. Phys. (N. Y.)* **327**, 1050 (2012), [arXiv:1108.5743](#).
 - [221] D. Jalas, A. Petrov, M. Eich, W. Freude, S. Fan, Z. Yu, R. Baets, M. Popović, A. Melloni, J. D. Joannopoulos, M. Vanwolleghem, C. R. Doerr, and H. Renner, “What is – and what is not – an optical isolator,” *Nat. Photonics* **7**, 579 (2013).
 - [222] P. J. Allen, “The Turnstile Circulator,” *IEEE Trans. Microw. Theory Tech.* **4**, 223 (1956).
 - [223] B. A. Auld, “The Synthesis of Symmetrical Waveguide Circulators,” *IEEE Trans. Microw. Theory Tech.* **7**, 238 (1959).
 - [224] C. E. Fay and R. L. Comstock, “Operation of the Ferrite Junction Circulator,” *IEEE Trans. Microw. Theory Tech.* **13**, 15 (1965).
 - [225] S. Tanaka, N. Shimomura, and K. Ohtake, “Active circulators; The realization of circulators using transistors,” *Proc. IEEE* **53**, 260 (1965).
 - [226] N. A. Estep, D. L. Sounas, J. Soric, and A. Alù, “Magnetic-free non-reciprocity and isolation based on parametrically modulated coupled-resonator loops,” *Nat. Phys.* **10**, 923 (2014).
 - [227] R. Fleury, D. L. Sounas, C. F. Sieck, M. R. Haberman, and A. Alù, “Sound Isolation and Giant Linear Nonreciprocity in a Compact Acoustic Circulator,” *Science* **343**, 516 (2014).
 - [228] G. Viola and D. P. DiVincenzo, “Hall Effect Gytrators and Circulators,” *Phys. Rev. X* **4**, 21019 (2014), [arXiv:1312.5190](#).
 - [229] A. C. Mahoney, J. I. Colless, S. J. Pauka, J. M. Hornibrook, J. D. Watson, G. C. Gardner, M. J. Manfra, A. C. Doherty, and D. J. Reilly, “On-Chip Microwave Quantum Hall Circulator,” *Phys. Rev. X* **7**, 011007 (2017), [arXiv:1601.00634](#).
 - [230] B. Placke, S. Bosco, and D. DiVincenzo, “A model study of present-day Hall-effect circulators,” *EPJ Quantum Technol.* **4**, 5 (2017), [arXiv:1609.09624](#).
 - [231] H. Lira, Z. Yu, S. Fan, and M. Lipson, “Electrically Driven Nonreciprocity Induced by Interband Photonic Transition on a Silicon Chip,” *Phys. Rev. Lett.* **109**, 33901 (2012).
 - [232] D.-W. Wang, H.-T. Zhou, M.-J. Guo, J.-X. Zhang, J. Evers, and S.-Y. Zhu, “Optical Diode Made from a Moving Photonic Crystal,” *Phys. Rev. Lett.* **110**, 93901 (2013), [arXiv:1204.0837](#).
 - [233] B. Peng, S. K. Özdemir, F. Lei, F. Monifi, M. Gianfreda, G. L. Long, S. Fan, F. Nori, C. M. Bender, and L. Yang, “Parity-time-symmetric whispering-gallery microcavities,” *Nat. Phys.* **10**, 394 (2014), [arXiv:1308.4564](#).
 - [234] J. Zhang, B. Peng, S. K. Özdemir, Y.-X. Liu, H. Jing, X.-Y. Lü, Y.-L. Liu, L. Yang, and F. Nori, “Giant nonlinearity via breaking parity-time symmetry: A route to low-threshold phonon diodes,” *Phys. Rev. B* **92**, 115407 (2015), [arXiv:1510.07343](#).
 - [235] I. Söllner, S. Mahmoodian, S. L. Hansen, L. Midolo, A. Javadi, G. Kiršansk, T. Pregolato, H. El-

- Ella, E. H. Lee, J. D. Song, S. Stobbe, and P. Lodahl, “Deterministic photon-emitter coupling in chiral photonic circuits,” *Nat. Nanotechnol.* **10**, 775 (2015), [arXiv:1406.4295](#).
- [236] M. Scheucher, A. Hilico, E. Will, J. Volz, and A. Rauschenbeutel, “Quantum optical circulator controlled by a single chirally coupled atom,” *Science* **354**, 1577 (2016), [arXiv:1609.02492](#).
- [237] A. Kamal, J. Clarke, and M. H. Devoret, “Gain, directionality, and noise in microwave SQUID amplifiers: Input-output approach,” *Phys. Rev. B* **86**, 144510 (2012), [arXiv:1206.4706](#).
- [238] B. Abdo, K. Sliwa, L. Frunzio, and M. Devoret, “Directional Amplification with a Josephson Circuit,” *Phys. Rev. X* **3**, 31001 (2013), [arXiv:1302.4663](#).
- [239] B. Abdo, K. Sliwa, S. Shankar, M. Hatridge, L. Frunzio, R. Schoelkopf, and M. Devoret, “Josephson Directional Amplifier for Quantum Measurement of Superconducting Circuits,” *Phys. Rev. Lett.* **112**, 167701 (2014), [arXiv:1311.5345](#).
- [240] K. M. Sliwa, M. Hatridge, A. Narla, S. Shankar, L. Frunzio, R. J. Schoelkopf, and M. H. Devoret, “Reconfigurable Josephson Circulator/Directional Amplifier,” *Phys. Rev. X* **5**, 41020 (2015), [arXiv:1503.00209](#).
- [241] F. Lecocq, L. Ranzani, G. A. Peterson, K. Cicak, R. W. Simmonds, J. D. Teufel, and J. Aumentado, “Nonreciprocal Microwave Signal Processing with a Field-Programmable Josephson Amplifier,” *Phys. Rev. Appl.* **7**, 024028 (2017), [arXiv:1612.01438](#).
- [242] C. Macklin, K. O’Brien, D. Hover, M. E. Schwartz, V. Bolkhovskiy, X. Zhang, W. D. Oliver, and I. Siddiqi, “A near-quantum-limited Josephson traveling-wave parametric amplifier,” *Science* **350**, 307 (2015).
- [243] T. C. White, J. Y. Mutus, I.-C. Hoi, R. Barends, B. Campbell, Y. Chen, Z. Chen, B. Chiaro, A. Dunsworth, E. Jeffrey, J. Kelly, A. Megrant, C. Neill, P. J. J. O’Malley, P. Roushan, D. Sank, A. Vainsencher, J. Wenner, S. Chaudhuri, J. Gao, and J. M. Martinis, “Traveling wave parametric amplifier with Josephson junctions using minimal resonator phase matching,” *Appl. Phys. Lett.* **106**, 242601 (2015), [arXiv:1503.04364](#).
- [244] V. Peano, M. Houde, F. Marquardt, and A. A. Clerk, “Topological Quantum Fluctuations and Traveling Wave Amplifiers,” *Phys. Rev. X* **6**, 41026 (2016), [arXiv:1604.04179](#).
- [245] A. Nunnenkamp, J. Koch, and S. M. Girvin, “Synthetic gauge fields and homodyne transmission in Jaynes-Cummings lattices,” *New J. Phys.* **13**, 095008 (2011), [arXiv:1105.1817](#).
- [246] S. J. M. Habraken, K. Stannigel, M. D. Lukin, P. Zoller, and P. Rabl, “Continuous mode cooling and phonon routers for phononic quantum networks,” *New J. Phys.* **14**, 115005 (2012), [arXiv:1205.7008](#).
- [247] K. Fang, J. Luo, A. Metelmann, M. H. Matheny, F. Marquardt, A. A. Clerk, and O. Painter, “Generalized non-reciprocity in an optomechanical circuit via synthetic magnetism and reservoir engineering,” *Nat. Phys.* **13**, 465 (2017), [arXiv:1608.03620](#).
- [248] G. A. Peterson, F. Lecocq, K. Cicak, R. W. Simmonds, J. Aumentado, and J. D. Teufel, “Demonstration of Efficient Nonreciprocity in a Microwave Optomechanical Circuit,” *Phys. Rev. X* **7**, 031001 (2017), [arXiv:1703.05269](#).
- [249] A. Metelmann and A. A. Clerk, “Nonreciprocal Photon Transmission and Amplification via Reservoir Engineering,” *Phys. Rev. X* **5**, 021025 (2015), [arXiv:1502.07274](#).
- [250] A. Metelmann and A. A. Clerk, “Nonreciprocal quantum interactions and devices via autonomous feedforward,” *Phys. Rev. A* **95**, 013837 (2017), [arXiv:1610.06621](#).
- [251] K. Fang, Z. Yu, and S. Fan, “Realizing effective magnetic field for photons by controlling the phase of dynamic modulation,” *Nat. Photonics* **6**, 782 (2012).
- [252] P. Roushan, C. Neill, A. Megrant, Y. Chen, R. Babbush, R. Barends, B. Campbell, Z. Chen, B. Chiaro, A. Dunsworth, A. Fowler, E. Jeffrey, J. Kelly, E. Lucero, J. Mutus, P. J. J. O’Malley, M. Neeley, C. Quintana, D. Sank, A. Vainsencher, J. Wenner, T. White, E. Kapit, H. Neven, and J. Martinis, “Chiral ground-state currents of interacting photons in a synthetic magnetic field,” *Nat. Phys.* **13**, 146 (2016), [arXiv:1606.00077](#).
- [253] A. Kamal and A. Metelmann, “Minimal Models for Nonreciprocal Amplification Using Biharmonic Drives,” *Phys. Rev. Appl.* **7**, 034031 (2017), [arXiv:1607.06822](#).
- [254] J. Kerckhoff, K. Lalumière, B. J. Chapman, A. Blais, and K. W. Lehnert, “On-Chip Superconducting Microwave Circulator from Synthetic Rotation,” *Phys. Rev. Appl.* **4**, 34002 (2015), [arXiv:1502.06041](#).
- [255] K. Stannigel, P. Rabl, and P. Zoller, “Driven-dissipative preparation of entangled states in cascaded quantum-optical networks,” *New J. Phys.* **14**, 63014 (2012), [arXiv:1112.1690](#).
- [256] S. R. Sathyamoorthy, L. Tornberg, A. F. Kockum, B. Q. Baragiola, J. Combes, C. M. Wilson, T. M. Stace, and G. Johansson, “Quantum Nondemolition Detection of a Propagating Microwave Photon,” *Phys. Rev. Lett.* **112**, 093601 (2014), [arXiv:1308.2208](#).

- [257] D. E. Chang, A. S. Sørensen, E. A. Demler, and M. D. Lukin, “A single-photon transistor using nanoscale surface plasmons,” *Nat. Phys.* **3**, 807 (2007), [arXiv:0706.4335](#).
- [258] W. Chen, K. M. Beck, R. Bucker, M. Gullans, M. D. Lukin, H. Tanji-Suzuki, and V. Vuletić, “All-Optical Switch and Transistor Gated by One Stored Photon,” *Science* **341**, 768 (2013), [arXiv:1401.3194](#).
- [259] L. Neumeier, M. Leib, and M. J. Hartmann, “Single-photon transistor in circuit quantum electrodynamics,” *Phys. Rev. Lett.* **111**, 063601 (2013), [arXiv:1211.7215](#).
- [260] M. T. Manzoni, F. Reiter, J. M. Taylor, and A. S. Sørensen, “Single-photon transistor based on superconducting systems,” *Phys. Rev. B* **89**, 180502 (2014), [arXiv:1310.6553](#).
- [261] C. Gonzalez-Ballester, E. Moreno, F. J. Garcia-Vidal, and A. Gonzalez-Tudela, “Nonreciprocal few-photon routing schemes based on chiral waveguide-emitter couplings,” *Phys. Rev. A* **94**, 063817 (2016), [arXiv:1608.04928](#).
- [262] O. Kyriienko and A. S. Sørensen, “Continuous-Wave Single-Photon Transistor Based on a Superconducting Circuit,” *Phys. Rev. Lett.* **117**, 140503 (2016), [arXiv:1603.06615](#).
- [263] K. Lemr, K. Bartkiewicz, A. Černoch, and J. Soubusta, “Resource-efficient linear-optical quantum router,” *Phys. Rev. A* **87**, 62333 (2013), [arXiv:1304.5042](#).
- [264] X. X. Yuan, J.-J. Ma, P.-Y. Hou, X.-Y. Chang, C. Zu, and L.-M. Duan, “Experimental demonstration of a quantum router,” *Sci. Rep.* **5**, 12452 (2015), [arXiv:1508.01587](#).
- [265] S. Gong, H. Shen, and N. S. Barker, “Study of Broadband Cryogenic DC-Contact RF MEMS Switches,” *IEEE Trans. Microw. Theory Tech.* **57**, 3442 (2009).
- [266] S. S. Attar, S. Setoodeh, R. R. Mansour, and D. Gupta, “Low-Temperature Superconducting DC-Contact RF MEMS Switch for Cryogenic Reconfigurable RF Front-Ends,” *IEEE Trans. Microw. Theory Tech.* **62**, 1437 (2014).
- [267] D. R. Ward, D. E. Savage, M. G. Lagally, S. N. Coppersmith, and M. A. Eriksson, “Integration of on-chip field-effect transistor switches with dopantless Si/SiGe quantum dots for high-throughput testing,” *Appl. Phys. Lett.* **102**, 213107 (2013), [arXiv:1305.1837](#).
- [268] J. M. Hornibrook, J. I. Colless, I. D. Conway Lamb, S. J. Pauka, H. Lu, A. C. Gossard, J. D. Watson, G. C. Gardner, S. Fallahi, M. J. Manfra, and D. J. Reilly, “Cryogenic Control Architecture for Large-Scale Quantum Computing,” *Phys. Rev. Appl.* **3**, 24010 (2015), [arXiv:1409.2202](#).
- [269] B. J. Chapman, B. A. Moores, E. I. Rosenthal, J. Kerckhoff, and K. W. Lehnert, “General purpose multiplexing device for cryogenic microwave systems,” *Appl. Phys. Lett.* **108**, 222602 (2016), [arXiv:1603.02716](#).
- [270] O. Naaman, M. O. Abutaleb, C. Kirby, and M. Rennie, “On-chip Josephson junction microwave switch,” *Appl. Phys. Lett.* **108**, 112601 (2016), [arXiv:1512.01484](#).
- [271] M. Pechal, J.-C. Besse, M. Mondal, M. Oppliger, S. Gasparinetti, and A. Wallraff, “Superconducting Switch for Fast On-Chip Routing of Quantum Microwave Fields,” *Phys. Rev. Appl.* **6**, 024009 (2016), [arXiv:1606.01031](#).
- [272] J.-T. Shen and S. Fan, “Coherent Single Photon Transport in a One-Dimensional Waveguide Coupled with Superconducting Quantum Bits,” *Phys. Rev. Lett.* **95**, 213001 (2005).
- [273] L. Zhou, Z. R. Gong, Y.-X. Liu, C. P. Sun, and F. Nori, “Controllable Scattering of a Single Photon inside a One-Dimensional Resonator Waveguide,” *Phys. Rev. Lett.* **101**, 100501 (2008), [arXiv:0802.4204](#).
- [274] L. Zhou, S. Yang, Y.-X. Liu, C. P. Sun, and F. Nori, “Quantum Zeno switch for single-photon coherent transport,” *Phys. Rev. A* **80**, 62109 (2009), [arXiv:0812.2151](#).
- [275] A. A. Abdumalikov, O. Astafiev, A. M. Zagoskin, Y. A. Pashkin, Y. Nakamura, and J. S. Tsai, “Electromagnetically Induced Transparency on a Single Artificial Atom,” *Phys. Rev. Lett.* **104**, 193601 (2010), [arXiv:1004.2306](#).
- [276] I.-C. Hoi, C. M. Wilson, G. Johansson, T. Palomaki, B. Peropadre, and P. Delsing, “Demonstration of a Single-Photon Router in the Microwave Regime,” *Phys. Rev. Lett.* **107**, 073601 (2011).
- [277] J. Li, G. S. Paraoanu, K. Cicak, F. Altomare, J. I. Park, R. W. Simmonds, M. A. Sillanpää, and P. J. Hakonen, “Dynamical Autler-Townes control of a phase qubit,” *Sci. Rep.* **2**, 645 (2012).
- [278] I. Shomroni, S. Rosenblum, Y. Lovsky, O. Bechler, G. Guendelman, and B. Dayan, “All-optical routing of single photons by a one-atom switch controlled by a single photon,” *Science* **345**, 903 (2014), [arXiv:1403.1860](#).
- [279] A. Albrecht, T. Caneva, and D. E. Chang, “Changing optical band structure with single photons,” *New. J. Phys.* (in press) (2017), [arXiv:1610.00988](#).
- [280] A. Sipahigil, R. E. Evans, D. D. Sukachev, M. J. Burek, J. Borregaard, M. K. Bhaskar, C. T. Nguyen, J. L. Pacheco, H. A. Atikian, C. Meuwly, R. M. Camacho, F. Jelezko, E. Bielejec,

- H. Park, M. Lončar, and M. D. Lukin, “An integrated diamond nanophotonics platform for quantum-optical networks,” *Science* **354**, 847 (2016), [arXiv:1608.05147](#).
- [281] K. Xia, F. Jelezko, and J. Twamley, “Quantum routing of single optical photons with a superconducting flux qubit,” (2016), [arXiv:1608.05135](#).
- [282] J. Lu, L. Zhou, L.-M. Kuang, and F. Nori, “Single-photon router: Coherent control of multichannel scattering for single photons with quantum interferences,” *Phys. Rev. A* **89**, 13805 (2014), [arXiv:1310.7286](#).
- [283] W.-B. Yan and H. Fan, “Single-photon quantum router with multiple output ports,” *Sci. Rep.* **4**, 4820 (2014), [arXiv:1311.6687](#).
- [284] A. Sala and M. Blaauboer, “Proposal for a transmon-based quantum router,” *J. Phys. Condens. Matter* **28**, 275701 (2016), [arXiv:1509.05768](#).
- [285] P. Bermel, A. Rodriguez, S. G. Johnson, J. D. Joannopoulos, and M. Soljačić, “Single-photon all-optical switching using waveguide-cavity quantum electrodynamics,” *Phys. Rev. A* **74**, 43818 (2006).
- [286] K. Xia and J. Twamley, “All-Optical Switching and Router via the Direct Quantum Control of Coupling between Cavity Modes,” *Phys. Rev. X* **3**, 31013 (2013).
- [287] B. Dayan, A. S. Parkins, T. Aoki, E. P. Ostby, K. J. Vahala, and H. J. Kimble, “A Photon Turnstile Dynamically Regulated by One Atom,” *Science* **319**, 1062 (2008).
- [288] S. Rosenblum, S. Parkins, and B. Dayan, “Photon routing in cavity QED: Beyond the fundamental limit of photon blockade,” *Phys. Rev. A* **84**, 33854 (2011), [arXiv:1109.1197](#).
- [289] T. Volz, A. Reinhard, M. Winger, A. Badolato, K. J. Hennessy, E. L. Hu, and A. Imamoglu, “Ultrafast all-optical switching by single photons,” *Nat. Photonics* **6**, 607 (2012), [arXiv:1111.2915](#).
- [290] M. Mücke, E. Figueroa, J. Bochmann, C. Hahn, K. Murr, S. Ritter, C. J. Villas-Boas, and G. Rempe, “Electromagnetically induced transparency with single atoms in a cavity,” *Nature* **465**, 755 (2010), [arXiv:1004.2442](#).
- [291] D. O’Shea, C. Junge, J. Volz, and A. Rauschenbeutel, “Fiber-Optical Switch Controlled by a Single Atom,” *Phys. Rev. Lett.* **111**, 193601 (2013), [arXiv:1306.1357](#).
- [292] T. G. Tiecke, J. D. Thompson, N. P. de Leon, L. R. Liu, V. Vuletić, and M. D. Lukin, “Nanophotonic quantum phase switch with a single atom,” *Nature* **508**, 241 (2014), [arXiv:1404.5615](#).
- [293] E. Flurin, *The Josephson mixer – A swiss army knife for microwave quantum optics*, Ph.D. thesis, Ecole Normale Supérieure, Paris (2014).
- [294] N. Bergeal, F. Schackert, M. Metcalfe, R. Vijay, V. E. Manucharyan, L. Frunzio, D. E. Prober, R. J. Schoelkopf, S. M. Girvin, and M. H. Devoret, “Phase-preserving amplification near the quantum limit with a Josephson ring modulator,” *Nature* **465**, 64 (2010), [arXiv:0912.3407](#).
- [295] N. Roch, E. Flurin, F. Nguyen, P. Morfin, P. Campagne-Ibarcq, M. H. Devoret, and B. Huard, “Widely Tunable, Nondegenerate Three-Wave Mixing Microwave Device Operating near the Quantum Limit,” *Phys. Rev. Lett.* **108**, 147701 (2012), [arXiv:1202.1315](#).
- [296] E. Flurin, N. Roch, F. Mallet, M. H. Devoret, and B. Huard, “Generating entangled microwave radiation over two transmission lines,” *Phys. Rev. Lett.* **109**, 183901 (2012), [arXiv:1204.0732](#).
- [297] J.-D. Pillet, E. Flurin, F. Mallet, and B. Huard, “A compact design for the Josephson mixer: The lumped element circuit,” *Appl. Phys. Lett.* **106**, 222603 (2015), [arXiv:1503.08185](#).
- [298] F. Schackert, A. Roy, M. Hatridge, M. H. Devoret, and A. D. Stone, “Three-Wave Mixing with Three Incoming Waves: Signal-Idler Coherent Attenuation and Gain Enhancement in a Parametric Amplifier,” *Phys. Rev. Lett.* **111**, 73903 (2013), [arXiv:1301.1696](#).
- [299] N. Bergeal, F. Schackert, L. Frunzio, and M. H. Devoret, “Two-mode correlation of microwave quantum noise generated by parametric down-conversion,” *Phys. Rev. Lett.* **108**, 123902 (2012), [arXiv:1011.4000](#).
- [300] E. Flurin, N. Roch, J. D. Pillet, F. Mallet, and B. Huard, “Superconducting Quantum Node for Entanglement and Storage of Microwave Radiation,” *Phys. Rev. Lett.* **114**, 90503 (2015), [arXiv:1401.5622](#).
- [301] A. Blais, A. M. van den Brink, and A. M. Zagoskin, “Tunable coupling of superconducting qubits,” *Phys. Rev. Lett.* **90**, 127901 (2003), [arXiv:cond-mat/0207112](#).
- [302] O. Buisson and F. W. J. Hekking, “Entangled States in a Josephson Charge Qubit Coupled to a Superconducting Resonator,” in *Macrosc. Quantum Coherence Quantum Comput.*, edited by D. V. Averin, B. Ruggiero, and P. Silvestrini (Springer US, Boston, MA, 2001) p. 137, [arXiv:cond-mat/0008275](#).
- [303] F. Marquardt and C. Bruder, “Superposition of two mesoscopically distinct quantum states: Coupling a Cooper-pair box to a large superconducting island,” *Phys. Rev. B* **63**, 054514 (2001).
- [304] C.-P. Yang, S.-I. Chu, and S. Han, “Possible realization of entanglement, logical gates, and

- quantum-information transfer with superconducting-quantum-interference-device qubits in cavity QED,” *Phys. Rev. A* **67**, 042311 (2003), [arXiv:1403.4037](#).
- [305] A. M. Zagoskin, M. Grajcar, and A. N. Omelyanchouk, “Selective amplification of a quantum state,” *Phys. Rev. A* **70**, 060301 (2004), [arXiv:cond-mat/0406770](#).
 - [306] J. Q. You, J. S. Tsai, and F. Nori, “Controllable manipulation and entanglement of macroscopic quantum states in coupled charge qubits,” *Phys. Rev. B* **68**, 024510 (2003), [arXiv:cond-mat/0306363](#).
 - [307] M. Devoret, S. Girvin, and R. Schoelkopf, “Circuit-QED: How strong can the coupling between a Josephson junction atom and a transmission line resonator be?” *Ann. Phys.* **16**, 767 (2007).
 - [308] A. Baksic and C. Ciuti, “Controlling Discrete and Continuous Symmetries in Superradiant Phase Transitions with Circuit QED Systems,” *Phys. Rev. Lett.* **112**, 173601 (2014).
 - [309] C. P. Meaney, T. Duty, R. H. McKenzie, and G. J. Milburn, “Jahn-Teller instability in dissipative quantum systems,” *Phys. Rev. A* **81**, 043805 (2010).
 - [310] P. Nataf and C. Ciuti, “No-go theorem for superradiant quantum phase transitions in cavity QED and counter-example in circuit QED,” *Nat. Commun.* **1**, 72 (2010), [arXiv:1006.1801](#).
 - [311] P. Nataf and C. Ciuti, “Vacuum Degeneracy of a Circuit QED System in the Ultrastrong Coupling Regime,” *Phys. Rev. Lett.* **104**, 023601 (2010), [arXiv:0909.3505](#).
 - [312] J. M. Gambetta, A. A. Houck, and A. Blais, “Superconducting Qubit with Purcell Protection and Tunable Coupling,” *Phys. Rev. Lett.* **106**, 030502 (2011), [arXiv:1009.4470](#).
 - [313] A. J. Hoffman, S. J. Srinivasan, J. M. Gambetta, and A. A. Houck, “Coherent control of a superconducting qubit with dynamically tunable qubit-cavity coupling,” *Phys. Rev. B* **84**, 184515 (2011), [arXiv:1108.2705](#).
 - [314] J. D. Whittaker, F. C. S. da Silva, M. S. Allman, F. Lecocq, K. Cicak, A. J. Sirois, J. D. Teufel, J. Aumentado, and R. W. Simmonds, “Tunable-cavity QED with phase qubits,” *Phys. Rev. B* **90**, 024513 (2014), [arXiv:1408.1760](#).
 - [315] W. E. Shanks, D. L. Underwood, and A. A. Houck, “A scanning transmon qubit for strong coupling circuit quantum electrodynamics,” *Nat. Commun.* **4**, 1991 (2013), [arXiv:1303.0874](#).
 - [316] Y.-X. Liu, C.-X. Yang, H.-C. Sun, and X.-B. Wang, “Coexistence of single- and multi-photon processes due to longitudinal couplings between superconducting flux qubits and external fields,” *New J. Phys.* **16**, 015031 (2014), [arXiv:1003.1671](#).
 - [317] Y.-J. Zhao, Y.-L. Liu, Y.-X. Liu, and F. Nori, “Generating nonclassical photon states via longitudinal couplings between superconducting qubits and microwave fields,” *Phys. Rev. A* **91**, 053820 (2015), [arXiv:1502.01175](#).
 - [318] Y.-J. Zhao, C. Wang, X. Zhu, and Y.-X. Liu, “Engineering entangled microwave photon states through multiphoton interactions between two cavity fields and a superconducting qubit,” *Sci. Rep.* **6**, 23646 (2016).
 - [319] I. I. Rabi, “On the Process of Space Quantization,” *Phys. Rev.* **49**, 324 (1936).
 - [320] I. I. Rabi, “Space Quantization in a Gyating Magnetic Field,” *Phys. Rev.* **51**, 652 (1937).
 - [321] F. Bloch and A. Siegert, “Magnetic Resonance for Nonrotating Fields,” *Phys. Rev.* **57**, 522 (1940).
 - [322] E. Jaynes and F. Cummings, “Comparison of quantum and semiclassical radiation theories with application to the beam maser,” *Proc. IEEE* **51**, 89 (1963).
 - [323] Y. Nakamura, Y. A. Pashkin, and J. S. Tsai, “Rabi Oscillations in a Josephson-Junction Charge Two-Level System,” *Phys. Rev. Lett.* **87**, 246601 (2001).
 - [324] E. K. Irish, J. Gea-Banacloche, I. Martin, and K. C. Schwab, “Dynamics of a two-level system strongly coupled to a high-frequency quantum oscillator,” *Phys. Rev. B* **72**, 195410 (2005), [arXiv:cond-mat/0412392](#).
 - [325] C. M. Wilson, T. Duty, F. Persson, M. Sandberg, G. Johansson, and P. Delsing, “Coherence Times of Dressed States of a Superconducting Qubit under Extreme Driving,” *Phys. Rev. Lett.* **98**, 257003 (2007), [arXiv:cond-mat/0703629](#).
 - [326] A. J. Kerman, “Quantum information processing using quasiclassical electromagnetic interactions between qubits and electrical resonators,” *New J. Phys.* **15**, 123011 (2013), [arXiv:1212.3300](#).
 - [327] P.-M. Billangeon, J. S. Tsai, and Y. Nakamura, “Circuit-QED-based scalable architectures for quantum information processing with superconducting qubits,” *Phys. Rev. B* **91**, 094517 (2015).
 - [328] N. Didier, J. Bourassa, and A. Blais, “Fast Quantum Nondemolition Readout by Parametric Modulation of Longitudinal Qubit-Oscillator Interaction,” *Phys. Rev. Lett.* **115**, 203601 (2015).
 - [329] S. Richer and D. DiVincenzo, “Circuit design implementing longitudinal coupling: A scalable scheme for superconducting qubits,” *Phys. Rev. B* **93**, 134501 (2016), [arXiv:1511.06138](#).
 - [330] Y. X. Liu, C. P. Sun, and F. Nori, “Scalable superconducting qubit circuits using dressed states,” *Phys. Rev. A* **74**, 052321 (2006), [arXiv:cond-mat/0606178](#).

- [331] A. Blais, J. Gambetta, A. Wallraff, D. I. Schuster, S. M. Girvin, M. H. Devoret, and R. J. Schoelkopf, “Quantum-information processing with circuit quantum electrodynamics,” *Phys. Rev. A* **75**, 032329 (2007), [arXiv:cond-mat/0612038](#).
- [332] B. Royer, A. L. Grimsmo, N. Didier, and A. Blais, “Fast and High-Fidelity Entangling Gate through Parametrically Modulated Longitudinal Coupling,” *Quantum* **1**, 11 (2017), [arXiv:1603.04424](#).
- [333] B. W. Shore and P. L. Knight, “The Jaynes-Cummings Model,” *J. Mod. Opt.* **40**, 1195 (1993).
- [334] L. S. Bishop, J. M. Chow, J. Koch, A. A. Houck, M. H. Devoret, E. Thuneberg, S. M. Girvin, and R. J. Schoelkopf, “Nonlinear response of the vacuum Rabi resonance,” *Nat. Phys.* **5**, 105 (2009), [arXiv:0807.2882](#).
- [335] J. M. Fink, M. Göppl, M. Baur, R. Bianchetti, P. J. Leek, A. Blais, and A. Wallraff, “Climbing the Jaynes-Cummings ladder and observing its nonlinearity in a cavity QED system,” *Nature* **454**, 315 (2008), [arXiv:0902.1827](#).
- [336] J. M. Fink, M. Baur, R. Bianchetti, S. Filipp, M. Göppl, P. J. Leek, L. Steffen, A. Blais, and A. Wallraff, “Thermal excitation of multi-photon dressed states in circuit quantum electrodynamics,” *Phys. Scr.* **T137**, 014013 (2009), [arXiv:0911.3797](#).
- [337] C. M. Wilson, G. Johansson, T. Duty, F. Persson, M. Sandberg, and P. Delsing, “Dressed relaxation and dephasing in a strongly driven two-level system,” *Phys. Rev. B* **81**, 024520 (2010), [arXiv:0905.3674](#).
- [338] H. J. Carmichael, *Statistical Methods in Quantum Optics 2*, Theoretical and Mathematical Physics (Springer Berlin Heidelberg, Berlin, Heidelberg, 2008).
- [339] A. F. Kockum, M. Sandberg, M. R. Vissers, J. Gao, G. Johansson, and D. P. Pappas, “Detailed modelling of the susceptibility of a thermally populated, strongly driven circuit-QED system,” *J. Phys. B At. Mol. Opt. Phys.* **46**, 224014 (2013).
- [340] K. Koshino, K. Inomata, T. Yamamoto, and Y. Nakamura, “Implementation of an Impedance-Matched Λ System by Dressed-State Engineering,” *Phys. Rev. Lett.* **111**, 153601 (2013), [arXiv:1306.6695](#).
- [341] K. Inomata, K. Koshino, Z. R. Lin, W. D. Oliver, J. S. Tsai, Y. Nakamura, and T. Yamamoto, “Microwave Down-Conversion with an Impedance-Matched Λ System in Driven Circuit QED,” *Phys. Rev. Lett.* **113**, 063604 (2014), [arXiv:1405.5592](#).
- [342] K. Koshino, K. Inomata, Z. Lin, Y. Nakamura, and T. Yamamoto, “Theory of microwave single-photon detection using an impedance-matched Λ system,” *Phys. Rev. A* **91**, 043805 (2015), [arXiv:1501.03881](#).
- [343] K. Koshino, Z. Lin, K. Inomata, T. Yamamoto, and Y. Nakamura, “Dressed-state engineering for continuous detection of itinerant microwave photons,” *Phys. Rev. A* **93**, 023824 (2016), [arXiv:1509.05858](#).
- [344] K. Koshino, H. Terai, K. Inomata, T. Yamamoto, W. Qiu, Z. Wang, and Y. Nakamura, “Observation of the Three-State Dressed States in Circuit Quantum Electrodynamics,” *Phys. Rev. Lett.* **110**, 263601 (2013), [arXiv:1306.6700](#).
- [345] J. Braumüller, J. Cramer, S. Schlör, H. Rotzinger, L. Radtke, A. Lukashenko, P. Yang, S. T. Skacel, S. Probst, M. Marthaler, L. Guo, A. V. Ustinov, and M. Weides, “Multiphoton dressing of an anharmonic superconducting many-level quantum circuit,” *Phys. Rev. B* **91**, 54523 (2015), [arXiv:1410.3383](#).
- [346] M. Tavis and F. W. Cummings, “Exact Solution for an N -Molecule-Radiation-Field Hamiltonian,” *Phys. Rev.* **170**, 379 (1968).
- [347] J. M. Fink, R. Bianchetti, M. Baur, M. Göppl, L. Steffen, S. Filipp, P. J. Leek, A. Blais, and A. Wallraff, “Dressed Collective Qubit States and the Tavis-Cummings Model in Circuit QED,” *Phys. Rev. Lett.* **103**, 083601 (2009), [arXiv:0812.2651](#).
- [348] J. Johansson, S. Saito, T. Meno, H. Nakano, M. Ueda, K. Semba, and H. Takayanagi, “Vacuum Rabi Oscillations in a Macroscopic Superconducting Qubit LC Oscillator System,” *Phys. Rev. Lett.* **96**, 127006 (2006), [arXiv:cond-mat/0510457](#).
- [349] M. A. Sillanpää, J. I. Park, and R. W. Simmonds, “Coherent quantum state storage and transfer between two phase qubits via a resonant cavity,” *Nature* **449**, 438 (2007), [arXiv:0709.2341](#).
- [350] R. Vijay, C. Macklin, D. H. Slichter, S. J. Weber, K. W. Murch, R. Naik, A. N. Korotkov, and I. Siddiqi, “Stabilizing Rabi oscillations in a superconducting qubit using quantum feedback,” *Nature* **490**, 77 (2012).
- [351] W. Cui and F. Nori, “Feedback control of Rabi oscillations in circuit QED,” *Phys. Rev. A* **88**, 063823 (2013), [arXiv:1304.5919](#).
- [352] P. J. Leek, M. Baur, J. M. Fink, R. Bianchetti, L. Steffen, S. Filipp, and A. Wallraff, “Cavity

- Quantum Electrodynamics with Separate Photon Storage and Qubit Readout Modes,” *Phys. Rev. Lett.* **104**, 100504 (2010), [arXiv:0911.4951](#).
- [353] M. Hofheinz, E. M. Weig, M. Ansmann, R. C. Bialczak, E. Lucero, M. Neeley, A. D. O’Connell, H. Wang, J. M. Martinis, and A. N. Cleland, “Generation of Fock states in a superconducting quantum circuit,” *Nature* **454**, 310 (2008).
 - [354] G. Khitrova, H. M. Gibbs, M. Kira, S. W. Koch, and A. Scherer, “Vacuum Rabi splitting in semiconductors,” *Nat. Phys.* **2**, 81 (2006).
 - [355] M. Brune, F. Schmidt-Kaler, A. Maali, J. Dreyer, E. Hagley, J. M. Raimond, and S. Haroche, “Quantum Rabi Oscillation: A Direct Test of Field Quantization in a Cavity,” *Phys. Rev. Lett.* **76**, 1800 (1996).
 - [356] I. Schuster, A. Kubanek, A. Fuhrmanek, T. Puppe, P. W. H. Pinkse, K. Murr, and G. Rempe, “Nonlinear spectroscopy of photons bound to one atom,” *Nat. Phys.* **4**, 382 (2008), [arXiv:0803.2712](#).
 - [357] H. Wang, M. Hofheinz, M. Ansmann, R. C. Bialczak, E. Lucero, M. Neeley, A. D. O’Connell, D. Sank, J. Wenner, A. N. Cleland, J. M. Martinis, A. D. O’Connell, D. Sank, J. Wenner, A. N. Cleland, and J. M. Martinis, “Measurement of the Decay of Fock States in a Superconducting Quantum Circuit,” *Phys. Rev. Lett.* **101**, 240401 (2008), [arXiv:0808.3279](#).
 - [358] K. M. Birnbaum, A. Boca, R. Miller, A. D. Boozer, T. E. Northup, and H. J. Kimble, “Photon blockade in an optical cavity with one trapped atom,” *Nature* **436**, 87 (2005).
 - [359] Y.-X. Liu, L. F. Wei, and F. Nori, “Measuring the quality factor of a microwave cavity using superconducting qubit devices,” *Phys. Rev. A* **72**, 033818 (2005), [arXiv:quant-ph/0506016v3](#).
 - [360] M. Boissonneault, J. M. Gambetta, and A. Blais, “Dispersive regime of circuit QED: Photon-dependent qubit dephasing and relaxation rates,” *Phys. Rev. A* **79**, 013819 (2009), [arXiv:0810.1336](#).
 - [361] J. Gambetta, A. Blais, M. Boissonneault, A. A. Houck, D. I. Schuster, and S. M. Girvin, “Quantum trajectory approach to circuit QED: Quantum jumps and the Zeno effect,” *Phys. Rev. A* **77**, 012112 (2008), [arXiv:0709.4264](#).
 - [362] L. S. Bishop, E. Ginossar, and S. M. Girvin, “Response of the Strongly Driven Jaynes-Cummings Oscillator,” *Phys. Rev. Lett.* **105**, 100505 (2010), [arXiv:1005.0377](#).
 - [363] M. Boissonneault, J. M. Gambetta, and A. Blais, “Improved Superconducting Qubit Readout by Qubit-Induced Nonlinearities,” *Phys. Rev. Lett.* **105**, 100504 (2010), [arXiv:1005.0004](#).
 - [364] D. Schuster, A. Wallraff, A. Blais, L. Frunzio, R.-S. Huang, J. Majer, S. Girvin, and R. Schoelkopf, “ac Stark Shift and Dephasing of a Superconducting Qubit Strongly Coupled to a Cavity Field,” *Phys. Rev. Lett.* **94**, 123602 (2005), [arXiv:cond-mat/0408367](#).
 - [365] J. Gambetta, A. Blais, D. Schuster, A. Wallraff, L. Frunzio, J. Majer, M. Devoret, S. Girvin, and R. Schoelkopf, “Qubit-photon interactions in a cavity: Measurement-induced dephasing and number splitting,” *Phys. Rev. A* **74**, 042318 (2006), [arXiv:cond-mat/0602322](#).
 - [366] A. Fragner, M. Göppl, J. M. Fink, M. Baur, R. Bianchetti, P. J. Leek, A. Blais, and A. Wallraff, “Resolving Vacuum Fluctuations in an Electrical Circuit by Measuring the Lamb Shift,” *Science* **322**, 1357 (2008).
 - [367] B. Vlastakis, G. Kirchmair, Z. Leghtas, S. E. Nigg, L. Frunzio, S. M. Girvin, M. Mirrahimi, M. H. Devoret, and R. J. Schoelkopf, “Deterministically Encoding Quantum Information Using 100-Photon Schrodinger Cat States,” *Science* **342**, 607 (2013).
 - [368] S. Krastanov, V. V. Albert, C. Shen, C.-L. Zou, R. W. Heeres, B. Vlastakis, R. J. Schoelkopf, and L. Jiang, “Universal Control of an Oscillator with Dispersive Coupling to a Qubit,” *Phys. Rev. A* **92**, 5 (2015), [arXiv:1502.08015](#).
 - [369] J. Majer, J. M. Chow, J. M. Gambetta, J. Koch, B. R. Johnson, J. A. Schreier, L. Frunzio, D. I. Schuster, A. A. Houck, A. Wallraff, A. Blais, M. H. Devoret, S. M. Girvin, and R. J. Schoelkopf, “Coupling superconducting qubits via a cavity bus,” *Nature* **449**, 443 (2007), [arXiv:0709.2135](#).
 - [370] S. Filipp, M. Göppl, J. M. Fink, M. Baur, R. Bianchetti, L. Steffen, and A. Wallraff, “Multimode mediated qubit-qubit coupling and dark-state symmetries in circuit quantum electrodynamics,” *Phys. Rev. A* **83**, 063827 (2011).
 - [371] R. Stassi, V. Macrì, A. F. Kockum, O. Di Stefano, A. Miranowicz, S. Savasta, and F. Nori, “Quantum nonlinear optics without photons,” *Phys. Rev. A* **96**, 023818 (2017), [arXiv:1702.00660](#).
 - [372] E. M. Purcell, “Spontaneous emission probabilities at radio frequencies,” *Phys. Rev.* **69**, 681 (1946).
 - [373] A. A. Houck, J. A. Schreier, B. R. Johnson, J. M. Chow, J. Koch, J. M. Gambetta, D. I. Schuster, L. Frunzio, M. H. Devoret, S. M. Girvin, and R. J. Schoelkopf, “Controlling the Spontaneous Emission of a Superconducting Transmon Qubit,” *Phys. Rev. Lett.* **101**, 080502

- (2008), [arXiv:0803.4490](#).
- [374] D. I. Schuster, A. A. Houck, J. A. Schreier, A. Wallraff, J. M. Gambetta, A. Blais, L. Frunzio, J. Majer, B. Johnson, M. H. Devoret, S. M. Girvin, and R. J. Schoelkopf, “Resolving photon number states in a superconducting circuit,” *Nature* **445**, 515 (2007), [arXiv:cond-mat/0608693](#).
 - [375] G. Berlín and J. Aliaga, “Validity of the rotating wave approximation in the driven Jaynes-Cummings model,” *J. Opt. B Quantum Semiclassical Opt.* **6**, 231 (2004).
 - [376] A. A. Anappara, S. De Liberato, A. Tredicucci, C. Ciuti, G. Biasiol, L. Sorba, and F. Beltram, “Signatures of the ultrastrong light-matter coupling regime,” *Phys. Rev. B* **79**, 201303 (2009).
 - [377] G. Günter, A. A. Anappara, J. Hees, A. Sell, G. Biasiol, L. Sorba, S. De Liberato, C. Ciuti, A. Tredicucci, A. Leitenstorfer, and R. Huber, “Sub-cycle switch-on of ultrastrong light-matter interaction,” *Nature* **458**, 178 (2009).
 - [378] Y. Todorov, A. M. Andrews, R. Colombelli, S. De Liberato, C. Ciuti, P. Klang, G. Strasser, and C. Sirtori, “Ultrastrong Light-Matter Coupling Regime with Polariton Dots,” *Phys. Rev. Lett.* **105**, 196402 (2010), [arXiv:1301.1297](#).
 - [379] M. Geiser, F. Castellano, G. Scalari, M. Beck, L. Nevou, and J. Faist, “Ultrastrong Coupling Regime and Plasmon Polaritons in Parabolic Semiconductor Quantum Wells,” *Phys. Rev. Lett.* **108**, 106402 (2012), [arXiv:1111.7266](#).
 - [380] G. Scalari, C. Maissen, D. Turckova, D. Hagenmuller, S. De Liberato, C. Ciuti, C. Reichl, D. Schuh, W. Wegscheider, M. Beck, and J. Faist, “Ultrastrong Coupling of the Cyclotron Transition of a 2D Electron Gas to a THz Metamaterial,” *Science* **335**, 1323 (2012), [arXiv:1111.2486](#).
 - [381] C. Maissen, G. Scalari, F. Valmorra, M. Beck, J. Faist, S. Cibella, R. Leoni, C. Reichl, C. Charpentier, and W. Wegscheider, “Ultrastrong coupling in the near field of complementary split-ring resonators,” *Phys. Rev. B* **90**, 205309 (2014), [arXiv:1408.3547](#).
 - [382] Q. Zhang, M. Lou, X. Li, J. L. Reno, W. Pan, J. D. Watson, M. J. Manfra, and J. Kono, “Collective non-perturbative coupling of 2D electrons with high-quality-factor terahertz cavity photons,” *Nat. Phys.* **12**, 1005 (2016), [arXiv:1604.08297](#).
 - [383] T. Schwartz, J. A. Hutchison, C. Genet, and T. W. Ebbesen, “Reversible Switching of Ultrastrong Light-Molecule Coupling,” *Phys. Rev. Lett.* **106**, 196405 (2011).
 - [384] S. Kéna-Cohen, S. A. Maier, and D. D. C. Bradley, “Ultrastrongly Coupled Exciton-Polaritons in Metal-Clad Organic Semiconductor Microcavities,” *Adv. Opt. Mater.* **1**, 827 (2013).
 - [385] S. Gambino, M. Mazzeo, A. Genco, O. Di Stefano, S. Savasta, S. Patané, D. Ballarini, F. Mangione, G. Lerario, D. Sanvitto, and G. Gigli, “Exploring Light-Matter Interaction Phenomena under Ultrastrong Coupling Regime,” *ACS Photonics* **1**, 1042 (2014).
 - [386] M. Mazzeo, A. Genco, S. Gambino, D. Ballarini, F. Mangione, O. Di Stefano, S. Patané, S. Savasta, D. Sanvitto, and G. Gigli, “Ultrastrong light-matter coupling in electrically doped microcavity organic light emitting diodes,” *Appl. Phys. Lett.* **104**, 233303 (2014).
 - [387] C. R. Gubbin, S. A. Maier, and S. Kéna-Cohen, “Low-voltage polariton electroluminescence from an ultrastrongly coupled organic light-emitting diode,” *Appl. Phys. Lett.* **104**, 233302 (2014).
 - [388] J. George, T. Chervy, A. Shalabney, E. Devaux, H. Hiura, C. Genet, and T. W. Ebbesen, “Multiple Rabi Splittings under Ultrastrong Vibrational Coupling,” *Phys. Rev. Lett.* **117**, 153601 (2016), [arXiv:1609.01520](#).
 - [389] M. Goryachev, W. G. Farr, D. L. Creedon, Y. Fan, M. Kostylev, and M. E. Tobar, “High-Cooperativity Cavity QED with Magnons at Microwave Frequencies,” *Phys. Rev. Appl.* **2**, 54002 (2014), [arXiv:1408.2905](#).
 - [390] T. Niemczyk, F. Deppe, H. Huebl, E. P. Menzel, F. Hocke, M. J. Schwarz, J. J. Garcia-Ripoll, D. Zueco, T. Hümmer, E. Solano, A. Marx, and R. Gross, “Circuit quantum electrodynamics in the ultrastrong-coupling regime,” *Nat. Phys.* **6**, 772 (2010).
 - [391] P. Forn-Díaz, J. Lisenfeld, D. Marcos, J. J. García-Ripoll, E. Solano, C. J. P. M. Harmans, and J. E. Mooij, “Observation of the Bloch-Siegert Shift in a Qubit-Oscillator System in the Ultrastrong Coupling Regime,” *Phys. Rev. Lett.* **105**, 237001 (2010), [arXiv:1005.1559](#).
 - [392] A. Baust, E. Hoffmann, M. Haeberlein, M. J. Schwarz, P. Eder, J. Goetz, F. Wulschner, E. Xie, L. Zhong, F. Quijandría, D. Zueco, J.-J. García Ripoll, L. García-Álvarez, G. Romero, E. Solano, K. G. Fedorov, E. P. Menzel, F. Deppe, A. Marx, and R. Gross, “Ultrastrong coupling in two-resonator circuit QED,” *Phys. Rev. B* **93**, 214501 (2016), [arXiv:1412.7372](#).
 - [393] P. Forn-Díaz, G. Romero, C. J. P. M. Harmans, E. Solano, and J. E. Mooij, “Broken selection rule in the quantum Rabi model,” *Sci. Rep.* **6**, 26720 (2016), [arXiv:1510.03379](#).
 - [394] Z. Chen, Y. Wang, T. Li, L. Tian, Y. Qiu, K. Inomata, F. Yoshihara, S. Han, F. Nori, J. S. Tsai, and J. Q. You, “Single-photon-driven high-order sideband transitions in an ultrastrongly coupled

- circuit-quantum-electrodynamics system,” *Phys. Rev. A* **96**, 012325 (2017), [arXiv:1602.01584](#).
- [395] F. Yoshihara, T. Fuse, S. Ashhab, K. Kakuyanagi, S. Saito, and K. Semba, “Superconducting qubit-oscillator circuit beyond the ultrastrong-coupling regime,” *Nat. Phys.* **13**, 44 (2017), [arXiv:1602.00415](#).
 - [396] P. Forn-Díaz, J. J. García-Ripoll, B. Peropadre, J.-L. Orgiazzi, M. A. Yurtalan, R. Belyansky, C. M. Wilson, and A. Lupaşcu, “Ultrastrong coupling of a single artificial atom to an electromagnetic continuum in the nonperturbative regime,” *Nat. Phys.* **13**, 39 (2017), [arXiv:1602.00416](#).
 - [397] F. Yoshihara, T. Fuse, S. Ashhab, K. Kakuyanagi, S. Saito, and K. Semba, “Characteristic spectra of circuit quantum electrodynamics systems from the ultrastrong- to the deep-strong-coupling regime,” *Phys. Rev. A* **95**, 053824 (2017), [arXiv:1612.00121](#).
 - [398] S. J. Bosman, M. F. Gely, V. Singh, A. Bruno, D. Bothner, and G. A. Steele, “Multi-mode ultra-strong coupling in circuit quantum electrodynamics,” (2017), [arXiv:1704.06208](#).
 - [399] N. K. Langford, R. Sagastizabal, M. Kounalakis, C. Dickel, A. Bruno, F. Luthi, D. J. Thoen, A. Endo, and L. DiCarlo, “Experimentally simulating the dynamics of quantum light and matter at ultrastrong coupling,” (2016), [arXiv:1610.10065](#).
 - [400] J. Braumüller, M. Marthaler, A. Schneider, A. Stehli, H. Rotzinger, M. Weides, and A. V. Ustinov, “Analog quantum simulation of the Rabi model in the ultra-strong coupling regime,” *Nat. Commun.* **8**, 779 (2017), [arXiv:1611.08404](#).
 - [401] D. Ballester, G. Romero, J. J. García-Ripoll, F. Deppe, and E. Solano, “Quantum Simulation of the Ultrastrong-Coupling Dynamics in Circuit Quantum Electrodynamics,” *Phys. Rev. X* **2**, 021007 (2012), [arXiv:1107.5748](#).
 - [402] A. Mezzacapo, U. Las Heras, J. S. Pedernales, L. DiCarlo, E. Solano, and L. Lamata, “Digital Quantum Rabi and Dicke Models in Superconducting Circuits,” *Sci. Rep.* **4**, 7482 (2014), [arXiv:1405.5814](#).
 - [403] A. A. Abdumalikov, O. Astafiev, Y. Nakamura, Y. Pashkin, and J.-S. Tsai, “Vacuum Rabi splitting due to strong coupling of a flux qubit and a coplanar-waveguide resonator,” *Phys. Rev. B* **78**, 180502 (2008).
 - [404] J. Bourassa, J. M. Gambetta, A. A. Abdumalikov, O. Astafiev, Y. Nakamura, and A. Blais, “Ultrastrong coupling regime of cavity QED with phase-biased flux qubits,” *Phys. Rev. A* **80**, 032109 (2009), [arXiv:0906.1383](#).
 - [405] S. J. Bosman, M. F. Gely, V. Singh, D. Bothner, A. Castellanos-Gomez, and G. A. Steele, “Approaching ultrastrong coupling in transmon circuit QED using a high-impedance resonator,” *Phys. Rev. B* **95**, 224515 (2017), [arXiv:1704.04421](#).
 - [406] A. Fedorov, A. K. Feofanov, P. Macha, P. Forn-Díaz, C. J. P. M. Harmans, and J. E. Mooij, “Strong Coupling of a Quantum Oscillator to a Flux Qubit at Its Symmetry Point,” *Phys. Rev. Lett.* **105**, 060503 (2010), [arXiv:1004.1560](#).
 - [407] B. Peropadre, P. Forn-Díaz, E. Solano, and J. J. García-Ripoll, “Switchable Ultrastrong Coupling in Circuit QED,” *Phys. Rev. Lett.* **105**, 023601 (2010), [arXiv:0912.3456](#).
 - [408] D. J. Egger and F. K. Wilhelm, “Multimode Circuit Quantum Electrodynamics with Hybrid Metamaterial Transmission Lines,” *Phys. Rev. Lett.* **111**, 163601 (2013).
 - [409] J. Bourassa, F. Beaudoin, J. M. Gambetta, and A. Blais, “Josephson-junction-embedded transmission-line resonators: From Kerr medium to in-line transmon,” *Phys. Rev. A* **86**, 013814 (2012), [arXiv:1204.2237](#).
 - [410] C. K. Andersen and A. Blais, “Ultrastrong coupling dynamics with a transmon qubit,” *New J. Phys.* **19**, 23022 (2017), [arXiv:1607.03770](#).
 - [411] M. V. Gustafsson, T. Aref, A. F. Kockum, M. K. Ekström, G. Johansson, and P. Delsing, “Propagating phonons coupled to an artificial atom,” *Science* **346**, 207 (2014), [arXiv:1404.0401](#).
 - [412] H.-I. Yoo, “Dynamical theory of an atom with two or three levels interacting with quantized cavity fields,” *Phys. Rep.* **118**, 239 (1985).
 - [413] K. K. W. Ma and C. K. Law, “Three-photon resonance and adiabatic passage in the large-detuning Rabi model,” *Phys. Rev. A* **92**, 23842 (2015).
 - [414] L. Garziano, R. Stassi, V. Macrì, A. F. Kockum, S. Savasta, and F. Nori, “Multiphoton quantum Rabi oscillations in ultrastrong cavity QED,” *Phys. Rev. A* **92**, 063830 (2015), [arXiv:1509.06102](#).
 - [415] L. Garziano, V. Macrì, R. Stassi, O. Di Stefano, F. Nori, and S. Savasta, “One Photon Can Simultaneously Excite Two or More Atoms,” *Phys. Rev. Lett.* **117**, 043601 (2016), [arXiv:1601.00886](#).
 - [416] A. F. Kockum, V. Macrì, L. Garziano, S. Savasta, and F. Nori, “Frequency conversion in ultrastrong cavity QED,” *Sci. Rep.* **7**, 5313 (2017), [arXiv:1701.07973](#).
 - [417] A. F. Kockum, A. Miranowicz, V. Macrì, S. Savasta, and F. Nori, “Deterministic quantum nonlinear optics with single atoms and virtual photons,” *Phys. Rev. A* **95**, 063849 (2017),

- arXiv:1701.05038.
- [418] D. Braak, “Integrability of the Rabi Model,” *Phys. Rev. Lett.* **107**, 100401 (2011), arXiv:1103.2461.
 - [419] E. Solano, “The dialogue between quantum light and matter,” *Physics* **4**, 68 (2011).
 - [420] J. Casanova, G. Romero, I. Lizuain, J. J. García-Ripoll, and E. Solano, “Deep Strong Coupling Regime of the Jaynes-Cummings Model,” *Phys. Rev. Lett.* **105**, 263603 (2010), arXiv:1008.1240.
 - [421] D. Braak, “Solution of the Dicke model for $N = 3$,” *J. Phys. B At. Mol. Opt. Phys.* **46**, 224007 (2013), arXiv:1304.2529.
 - [422] J. Peng, Z. Ren, G. Guo, G. Ju, and X. Guo, “Exact solutions of the generalized two-photon and two-qubit Rabi models,” *Eur. Phys. J. D* **67**, 162 (2013).
 - [423] S. A. Chilingaryan and B. M. Rodríguez-Lara, “Exceptional solutions in two-mode quantum Rabi models,” *J. Phys. B At. Mol. Opt. Phys.* **48**, 245501 (2015), arXiv:1504.02748.
 - [424] L. Duan, S. He, D. Braak, and Q.-H. Chen, “Solution of the two-mode quantum Rabi model using extended squeezed states,” *Eur. Lett.* **112**, 34003 (2015), arXiv:1412.8560.
 - [425] C. H. Alderete and B. M. Rodríguez-Lara, “Cross-cavity quantum Rabi model,” *J. Phys. A Math. Theor.* **49**, 414001 (2016), arXiv:1604.04012.
 - [426] J. Peng, C. Zheng, G. Guo, X. Guo, X. Zhang, C. Deng, G. Ju, Z. Ren, L. Lamata, and E. Solano, “Dark-like states for the multi-qubit and multi-photon Rabi models,” *J. Phys. A Math. Theor.* **50**, 174003 (2017), arXiv:1610.04949.
 - [427] E. Irish, “Generalized Rotating-Wave Approximation for Arbitrarily Large Coupling,” *Phys. Rev. Lett.* **99**, 173601 (2007), arXiv:0706.2087.
 - [428] Q.-H. Chen, Y.-Y. Zhang, T. Liu, and K.-L. Wang, “Numerically exact solution to the finite-size Dicke model,” *Phys. Rev. A* **78**, 051801 (2008).
 - [429] D. Zueco, G. M. Reuther, S. Kohler, and P. Hänggi, “Qubit-oscillator dynamics in the dispersive regime: Analytical theory beyond the rotating-wave approximation,” *Phys. Rev. A* **80**, 33846 (2009), arXiv:0907.3516.
 - [430] S. Ashhab and F. Nori, “Qubit-oscillator systems in the ultrastrong-coupling regime and their potential for preparing nonclassical states,” *Phys. Rev. A* **81**, 042311 (2010), arXiv:0912.4888.
 - [431] J. Hausinger and M. Grifoni, “Qubit-oscillator system: An analytical treatment of the ultrastrong coupling regime,” *Phys. Rev. A* **82**, 062320 (2010), arXiv:1007.5437.
 - [432] M.-J. Hwang and M.-S. Choi, “Variational study of a two-level system coupled to a harmonic oscillator in an ultrastrong-coupling regime,” *Phys. Rev. A* **82**, 025802 (2010), arXiv:1006.1989.
 - [433] F. Beaudoin, J. M. Gambetta, and A. Blais, “Dissipation and ultrastrong coupling in circuit QED,” *Phys. Rev. A* **84**, 043832 (2011), arXiv:1107.3990.
 - [434] J. Hausinger and M. Grifoni, “Qubit-oscillator system under ultrastrong coupling and extreme driving,” *Phys. Rev. A* **83**, 030301 (2011), arXiv:1009.1485.
 - [435] D. Z. Rossatto, C. J. Villas-Bôas, M. Sanz, and E. Solano, “Spectral classification of coupling regimes in the quantum Rabi model,” *Phys. Rev. A* **96**, 013849 (2017), arXiv:1612.03090.
 - [436] A. B. Klimov and S. M. Chumakov, *A Group-Theoretical Approach to Quantum Optics* (Wiley, 2009).
 - [437] A. Hines, C. Dawson, R. McKenzie, and G. Milburn, “Entanglement and bifurcations in Jahn-Teller models,” *Phys. Rev. A* **70**, 022303 (2004), arXiv:quant-ph/0402016.
 - [438] G. Levine and V. Muthukumar, “Entanglement of a qubit with a single oscillator mode,” *Phys. Rev. B* **69**, 113203 (2004), arXiv:cond-mat/0301463.
 - [439] L. Garziano, R. Stassi, A. Ridolfo, O. Di Stefano, and S. Savasta, “Vacuum-induced symmetry breaking in a superconducting quantum circuit,” *Phys. Rev. A* **90**, 043817 (2014), arXiv:1406.5119.
 - [440] C. Ciuti and I. Carusotto, “Input-output theory of cavities in the ultrastrong coupling regime: The case of time-independent cavity parameters,” *Phys. Rev. A* **74**, 033811 (2006).
 - [441] A. Ridolfo, M. Leib, S. Savasta, and M. J. Hartmann, “Photon Blockade in the Ultrastrong Coupling Regime,” *Phys. Rev. Lett.* **109**, 193602 (2012), arXiv:1206.0944.
 - [442] R. Stassi, S. Savasta, L. Garziano, B. Spagnolo, and F. Nori, “Output field-quadrature measurements and squeezing in ultrastrong cavity-QED,” *New J. Phys.* **18**, 123005 (2016), arXiv:1509.09064.
 - [443] A. Ridolfo, S. Savasta, and M. Hartmann, “Nonclassical Radiation from Thermal Cavities in the Ultrastrong Coupling Regime,” *Phys. Rev. Lett.* **110**, 163601 (2013), arXiv:1212.1280.
 - [444] L. Garziano, A. Ridolfo, S. De Liberato, and S. Savasta, “Cavity QED in the Ultrastrong Coupling Regime: Photon Bunching from the Emission of Individual Dressed Qubits,” *ACS Photonics* **4**, 2345 (2017), arXiv:1702.00532.

- [445] J. Lolli, A. Baksic, D. Nagy, V. E. Manucharyan, and C. Ciuti, “Ancillary Qubit Spectroscopy of Vacua in Cavity and Circuit Quantum Electrodynamics,” *Phys. Rev. Lett.* **114**, 183601 (2015), [arXiv:1411.5618](#).
- [446] M. Cirio, K. Debnath, N. Lambert, and F. Nori, “Amplified Optomechanical Transduction of Virtual Radiation Pressure,” *Phys. Rev. Lett.* **119**, 053601 (2017), [arXiv:1612.02953](#).
- [447] C. Ciuti, G. Bastard, and I. Carusotto, “Quantum vacuum properties of the intersubband cavity polariton field,” *Phys. Rev. B* **72**, 115303 (2005), [arXiv:cond-mat/0504021](#).
- [448] K. Takashima, N. Hatakenaka, S. Kurihara, and A. Zeilinger, “Nonstationary boundary effect for a quantum flux in superconducting nanocircuits,” *J. Phys. A Math. Theor.* **41**, 164036 (2008).
- [449] T. Werlang, A. Dodonov, E. Duzzioni, and C. Villas-Bôas, “Rabi model beyond the rotating-wave approximation: Generation of photons from vacuum through decoherence,” *Phys. Rev. A* **78**, 053805 (2008), [arXiv:0806.3475](#).
- [450] A. V. Dodonov, L. C. Celeri, F. Pascoal, M. D. Lukin, and S. F. Yelin, “Photon generation from vacuum in non-stationary circuit QED,” (2008), [arXiv:0806.4035](#).
- [451] A. V. Dodonov, “Photon creation from vacuum and interactions engineering in nonstationary circuit QED,” *J. Phys. Conf. Ser.* **161**, 012029 (2009).
- [452] S. De Liberato, D. Gerace, I. Carusotto, and C. Ciuti, “Extracavity quantum vacuum radiation from a single qubit,” *Phys. Rev. A* **80**, 053810 (2009), [arXiv:0906.2706](#).
- [453] I. Carusotto, S. De Liberato, D. Gerace, and C. Ciuti, “Back-reaction effects of quantum vacuum in cavity quantum electrodynamics,” *Phys. Rev. A* **85**, 023805 (2012).
- [454] L. Garziano, A. Ridolfo, R. Stassi, O. Di Stefano, and S. Savasta, “Switching on and off of ultrastrong light-matter interaction: Photon statistics of quantum vacuum radiation,” *Phys. Rev. A* **88**, 063829 (2013).
- [455] D. S. Shapiro, A. A. Zhukov, W. V. Pogosov, and Y. E. Lozovik, “Dynamical Lamb effect in a tunable superconducting qubit-cavity system,” *Phys. Rev. A* **91**, 063814 (2015), [arXiv:1503.01666](#).
- [456] S. De Liberato, “Virtual photons in the ground state of a dissipative system,” *Nat. Commun.* (in press) (2017), [arXiv:1609.04249](#).
- [457] A. Ridolfo, R. Vilardi, O. Di Stefano, S. Portolan, and S. Savasta, “All Optical Switch of Vacuum Rabi Oscillations: The Ultrafast Quantum Eraser,” *Phys. Rev. Lett.* **106**, 013601 (2011), [arXiv:1010.0684](#).
- [458] R. Stassi, A. Ridolfo, O. Di Stefano, M. J. Hartmann, and S. Savasta, “Spontaneous conversion from virtual to real photons in the ultrastrong-coupling regime,” *Phys. Rev. Lett.* **110**, 243601 (2013), [arXiv:1210.2367](#).
- [459] J.-F. Huang and C. K. Law, “Photon emission via vacuum-dressed intermediate states under ultrastrong coupling,” *Phys. Rev. A* **89**, 033827 (2014), [arXiv:1312.7612](#).
- [460] O. Di Stefano, R. Stassi, L. Garziano, A. F. Kockum, S. Savasta, and F. Nori, “Feynman-diagrams approach to the quantum Rabi model for ultrastrong cavity QED: stimulated emission and reabsorption of virtual particles dressing a physical excitation,” *New J. Phys.* **19**, 053010 (2017), [arXiv:1603.04984](#).
- [461] M. Cirio, S. De Liberato, N. Lambert, and F. Nori, “Ground State Electroluminescence,” *Phys. Rev. Lett.* **116**, 113601 (2016), [arXiv:1508.05849](#).
- [462] K. Hepp and E. H. Lieb, “On the superradiant phase transition for molecules in a quantized radiation field: the Dicke maser model,” *Ann. Phys. (N. Y.)* **76**, 360 (1973).
- [463] Y. K. Wang and F. T. Hioe, “Phase Transition in the Dicke Model of Superradiance,” *Phys. Rev. A* **7**, 831 (1973).
- [464] K. Rzażewski, K. Wódkiewicz, and W. Żakowicz, “Phase Transitions, Two-Level Atoms, and the A^2 Term,” *Phys. Rev. Lett.* **35**, 432 (1975).
- [465] I. Bialynicki-Birula and K. Rzażewski, “No-go theorem concerning the superradiant phase transition in atomic systems,” *Phys. Rev. A* **19**, 301 (1979).
- [466] C. Emary and T. Brandes, “Chaos and the quantum phase transition in the Dicke model,” *Phys. Rev. E* **67**, 66203 (2003), [arXiv:cond-mat/0301273](#).
- [467] O. Viehmann, J. von Delft, and F. Marquardt, “Superradiant Phase Transitions and the Standard Description of Circuit QED,” *Phys. Rev. Lett.* **107**, 113602 (2011), [arXiv:1103.4639](#).
- [468] J. J. García-Ripoll, B. Peropadre, and S. De Liberato, “Light-matter decoupling and A^2 term detection in superconducting circuits,” *Sci. Rep.* **5**, 16055 (2015), [arXiv:1410.7785v1](#).
- [469] T. Jaako, Z.-L. Xiang, J. J. Garcia-Ripoll, and P. Rabl, “Ultrastrong-coupling phenomena beyond the Dicke model,” *Phys. Rev. A* **94**, 33850 (2016), [arXiv:1602.05756](#).
- [470] M. Bamba, K. Inomata, and Y. Nakamura, “Superradiant Phase Transition in a Superconducting Circuit in Thermal Equilibrium,” *Phys. Rev. Lett.* **117**, 173601 (2016), [arXiv:1605.01124](#).

- [471] M. Bamba and N. Imoto, “Circuit configurations which can/cannot show super-radiant phase transitions,” (2017), [arXiv:1703.03533](#).
- [472] S. De Liberato, “Light-Matter Decoupling in the Deep Strong Coupling Regime: The Breakdown of the Purcell Effect,” *Phys. Rev. Lett.* **112**, 016401 (2014), [arXiv:1308.2812](#).
- [473] G. Romero, D. Ballester, Y. M. Wang, V. Scarani, and E. Solano, “Ultrafast Quantum Gates in Circuit QED,” *Phys. Rev. Lett.* **108**, 120501 (2012), [arXiv:1110.0223](#).
- [474] Y. Wang, C. Guo, G.-Q. Zhang, G. Wang, and C. Wu, “Ultrafast quantum computation in ultrastrongly coupled circuit QED systems,” *Sci. Rep.* **7**, 44251 (2017).
- [475] P. Nataf and C. Ciuti, “Protected Quantum Computation with Multiple Resonators in Ultrastrong Coupling Circuit QED,” *Phys. Rev. Lett.* **107**, 190402 (2011), [arXiv:1106.1159](#).
- [476] T. H. Kyaw, S. Felicetti, G. Romero, E. Solano, and L.-C. Kwek, “Scalable quantum memory in the ultrastrong coupling regime,” *Sci. Rep.* **5**, 8621 (2015), [arXiv:1404.5778](#).
- [477] R. Stassi and F. Nori, “Quantum Memory in the Ultrastrong-Coupling Regime via Parity Symmetry Breaking,” (2017), [arXiv:1703.08951](#).
- [478] Y. Wang, J. Zhang, C. Wu, J. Q. You, and G. Romero, “Holonomic quantum computation in the ultrastrong-coupling regime of circuit QED,” *Phys. Rev. A* **94**, 12328 (2016), [arXiv:1605.05449](#).
- [479] J. Larson, “Jahn-Teller systems from a cavity QED perspective,” *Phys. Rev. A* **78**, 033833 (2008), [arXiv:0804.4416](#).
- [480] T. Dereli, Y. Gül, P. Forn-Díaz, and Ö. E. Müstecaplıolu, “Two-frequency Jahn-Teller systems in circuit QED,” *Phys. Rev. A* **85**, 053841 (2012), [arXiv:1109.1199](#).
- [481] X. Cao, J. Q. You, H. Zheng, and F. Nori, “A qubit strongly coupled to a resonant cavity: asymmetry of the spontaneous emission spectrum beyond the rotating wave approximation,” *New J. Phys.* **13**, 073002 (2011), [arXiv:1009.4366](#).
- [482] I. Lizuain, J. Casanova, J. J. García-Ripoll, J. G. Muga, and E. Solano, “Zeno physics in ultrastrong-coupling circuit QED,” *Phys. Rev. A* **81**, 062131 (2010), [arXiv:0912.3485](#).
- [483] X. Cao, Q. Ai, C.-P. Sun, and F. Nori, “The transition from quantum Zeno to anti-Zeno effects for a qubit in a cavity by varying the cavity frequency,” *Phys. Lett. A* **376**, 349 (2012), [arXiv:1011.3862](#).
- [484] S. Felicetti, G. Romero, D. Rossini, R. Fazio, and E. Solano, “Photon transfer in ultrastrongly coupled three-cavity arrays,” *Phys. Rev. A* **89**, 013853 (2014), [arXiv:1304.6221](#).
- [485] R. H. Dicke, “Coherence in Spontaneous Radiation Processes,” *Phys. Rev.* **93**, 99 (1954).
- [486] D. Roy, C. M. Wilson, and O. Firstenberg, “Colloquium: Strongly interacting photons in one-dimensional continuum,” *Rev. Mod. Phys.* **89**, 021001 (2017), [arXiv:1603.06590](#).
- [487] A. V. Akimov, A. Mukherjee, C. L. Yu, D. E. Chang, A. S. Zibrov, P. R. Hemmer, H. Park, and M. D. Lukin, “Generation of single optical plasmons in metallic nanowires coupled to quantum dots,” *Nature* **450**, 402 (2007).
- [488] B. R. Mollow, “Power Spectrum of Light Scattered by Two-Level Systems,” *Phys. Rev.* **188**, 1969 (1969).
- [489] A. A. Abdumalikov, O. V. Astafiev, Y. A. Pashkin, Y. Nakamura, and J. S. Tsai, “Dynamics of Coherent and Incoherent Emission from an Artificial Atom in a 1D Space,” *Phys. Rev. Lett.* **107**, 043604 (2011), [arXiv:1101.5542](#).
- [490] M. Baur, S. Filipp, R. Bianchetti, J. M. Fink, M. Göppl, L. Steffen, P. J. Leek, A. Blais, and A. Wallraff, “Measurement of Autler-Townes and Mollow Transitions in a Strongly Driven Superconducting Qubit,” *Phys. Rev. Lett.* **102**, 243602 (2009), [arXiv:0812.4384](#).
- [491] A. N. Vamivakas, M. Atatüre, J. Dreiser, S. T. Yilmaz, A. Badolato, A. K. Swan, B. B. Goldberg, A. Imamoglu, and M. S. Ünlü, “Strong Extinction of a Far-Field Laser Beam by a Single Quantum Dot,” *Nano Lett.* **7**, 2892 (2007), [arXiv:0706.3004](#).
- [492] I. Gerhardt, G. Wrigge, P. Bushev, G. Zumofen, M. Agio, R. Pfab, and V. Sandoghdar, “Strong Extinction of a Laser Beam by a Single Molecule,” *Phys. Rev. Lett.* **98**, 33601 (2007), [arXiv:quant-ph/0604177](#).
- [493] M. K. Tey, Z. Chen, S. A. Aljunid, B. Chng, F. Huber, G. Maslennikov, and C. Kurtsiefer, “Strong interaction between light and a single trapped atom without the need for a cavity,” *Nat. Phys.* **4**, 924 (2008), [arXiv:0802.3005](#).
- [494] G. Wrigge, I. Gerhardt, J. Hwang, G. Zumofen, and V. Sandoghdar, “Efficient coupling of photons to a single molecule and the observation of its resonance fluorescence,” *Nat. Phys.* **4**, 60 (2008), [arXiv:0707.3398](#).
- [495] J. Hwang, M. Pototschnig, R. Lettow, G. Zumofen, A. Renn, S. Götzinger, and V. Sandoghdar, “A single-molecule optical transistor,” *Nature* **460**, 76 (2009).
- [496] G. Zumofen, N. M. Mojarad, V. Sandoghdar, and M. Agio, “Perfect Reflection of Light by an

- Oscillating Dipole,” *Phys. Rev. Lett.* **101**, 180404 (2008), [arXiv:0805.3231](#).
- [497] I.-C. Hoi, *Quantum Optics with Propagating Microwaves in Superconducting Circuits*, Ph.D. thesis, Chalmers University of Technology, Gothenburg (2013).
 - [498] O. V. Astafiev, A. A. Abdumalikov, A. M. Zagoskin, Y. A. Pashkin, Y. Nakamura, and J. S. Tsai, “Ultimate On-Chip Quantum Amplifier,” *Phys. Rev. Lett.* **104**, 183603 (2010), [arXiv:1004.3864](#).
 - [499] S. H. Autler and C. H. Townes, “Stark effect in rapidly varying fields,” *Phys. Rev.* **100**, 703 (1955).
 - [500] M. A. Sillanpää, J. Li, K. Cicak, F. Altomare, J. I. Park, R. W. Simmonds, G. S. Paraoanu, and P. J. Hakonen, “Autler-Townes Effect in a Superconducting Three-Level System,” *Phys. Rev. Lett.* **103**, 193601 (2009), [arXiv:0904.2553](#).
 - [501] K. M. Beck, M. Hosseini, Y. Duan, and V. Vuletić, “Large conditional single-photon cross-phase modulation,” *Proc. Natl. Acad. Sci.* **113**, 9740 (2016), [arXiv:1512.02166](#).
 - [502] A. J. Leggett, S. Chakravarty, A. T. Dorsey, M. P. A. Fisher, A. Garg, and W. Zwerger, “Dynamics of the dissipative two-state system,” *Rev. Mod. Phys.* **59**, 1 (1987).
 - [503] Y. Liu and A. A. Houck, “Quantum electrodynamics near a photonic bandgap,” *Nat. Phys.* **13**, 48 (2016), [arXiv:1603.02998](#).
 - [504] A. F. van Loo, A. Fedorov, K. Lalumiere, B. C. Sanders, A. Blais, and A. Wallraff, “Photon-Mediated Interactions Between Distant Artificial Atoms,” *Science* **342**, 1494 (2013), [arXiv:1407.6747](#).
 - [505] J. A. Mlynek, A. A. Abdumalikov, C. Eichler, and A. Wallraff, “Observation of Dicke superradiance for two artificial atoms in a cavity with high decay rate,” *Nat. Commun.* **5**, 5186 (2014), [arXiv:1412.2392](#).
 - [506] K. Inomata, Z. Lin, K. Koshino, W. D. Oliver, J.-S. Tsai, T. Yamamoto, and Y. Nakamura, “Single microwave-photon detector using an artificial Λ -type three-level system,” *Nat. Commun.* **7**, 12303 (2016), [arXiv:1601.05513](#).
 - [507] M. J. A. Schütz, *Quantum Dots for Quantum Information Processing: Controlling and Using their Environment*, Ph.D. thesis, Ludwig-Maximilians-Universität, München (2015).
 - [508] D. E. Chang, A. S. Sørensen, P. R. Hemmer, and M. D. Lukin, “Strong coupling of single emitters to surface plasmons,” *Phys. Rev. B* **76**, 35420 (2007), [arXiv:quant-ph/0603221](#).
 - [509] F. H. L. Koppens, D. E. Chang, and F. J. García de Abajo, “Graphene Plasmonics: A Platform for Strong Light-Matter Interactions,” *Nano Lett.* **11**, 3370 (2011), [arXiv:1104.2068](#).
 - [510] J. Christensen, A. Manjavacas, S. Thongrattanasiri, F. H. L. Koppens, and F. J. García de Abajo, “Graphene Plasmon Waveguiding and Hybridization in Individual and Paired Nanoribbons,” *ACS Nano* **6**, 431 (2012).
 - [511] L. Martín-Moreno, F. J. G. de Abajo, and F. J. García-Vidal, “Ultraefficient Coupling of a Quantum Emitter to the Tunable Guided Plasmons of a Carbon Nanotube,” *Phys. Rev. Lett.* **115**, 173601 (2015), [arXiv:1502.0248](#).
 - [512] T. Lund-Hansen, S. Stobbe, B. Julsgaard, H. Thyrrstrup, T. Sünner, M. Kamp, A. Forchel, and P. Lodahl, “Experimental Realization of Highly Efficient Broadband Coupling of Single Quantum Dots to a Photonic Crystal Waveguide,” *Phys. Rev. Lett.* **101**, 113903 (2008), [arXiv:0805.3485](#).
 - [513] A. Laucht, S. Pütz, T. Günthner, N. Hauke, R. Saive, S. Frédérick, M. Bichler, M.-C. Amann, A. W. Holleitner, M. Kaniber, and J. J. Finley, “A Waveguide-Coupled On-Chip Single-Photon Source,” *Phys. Rev. X* **2**, 011014 (2012), [arXiv:1201.5153](#).
 - [514] M. Arcari, I. Söllner, A. Javadi, S. Lindskov Hansen, S. Mahmoodian, J. Liu, H. Thyrrstrup, E. H. Lee, J. D. Song, S. Stobbe, and P. Lodahl, “Near-Unity Coupling Efficiency of a Quantum Emitter to a Photonic Crystal Waveguide,” *Phys. Rev. Lett.* **113**, 093603 (2014), [arXiv:1402.2081](#).
 - [515] A. Goban, C.-L. Hung, J. D. Hood, S.-P. Yu, J. A. Muniz, O. Painter, and H. J. Kimble, “Superradiance for Atoms Trapped along a Photonic Crystal Waveguide,” *Phys. Rev. Lett.* **115**, 063601 (2015), [arXiv:1503.04503](#).
 - [516] G. Reithmaier, M. Kaniber, F. Flassig, S. Lichtmannecker, K. Müller, A. Andrejew, J. Vučković, R. Gross, and J. J. Finley, “On-Chip Generation, Routing, and Detection of Resonance Fluorescence,” *Nano Lett.* **15**, 5208 (2015), [arXiv:1408.2275](#).
 - [517] J. D. Hood, A. Goban, A. Asenjo-Garcia, M. Lu, S.-P. Yu, D. E. Chang, and H. J. Kimble, “Atom-atom interactions around the band edge of a photonic crystal waveguide,” *Proc. Natl. Acad. Sci.* **113**, 10507 (2016), [arXiv:1603.02771](#).
 - [518] V. S. C. Manga Rao and S. Hughes, “Single quantum-dot Purcell factor and β factor in a photonic crystal waveguide,” *Phys. Rev. B* **75**, 205437 (2007).
 - [519] G. Lecamp, P. Lalanne, and J. P. Hugonin, “Very Large Spontaneous-Emission β Factors in Photonic-Crystal Waveguides,” *Phys. Rev. Lett.* **99**, 23902 (2007).

- [520] P. Lodahl, S. Mahmoodian, and S. Stobbe, “Interfacing single photons and single quantum dots with photonic nanostructures,” *Rev. Mod. Phys.* **87**, 347 (2015), [arXiv:1312.1079](#).
- [521] A. Huck and U. L. Andersen, “Coupling single emitters to quantum plasmonic circuits,” *Nanophotonics* **5**, 1 (2016), [arXiv:1604.00846](#).
- [522] M. Bajcsy, S. Hofferberth, V. Balic, T. Peyronel, M. Hafezi, A. S. Zibrov, V. Vuletic, and M. D. Lukin, “Efficient All-Optical Switching Using Slow Light within a Hollow Fiber,” *Phys. Rev. Lett.* **102**, 203902 (2009), [arXiv:0901.0336](#).
- [523] E. Vetsch, D. Reitz, G. Sagué, R. Schmidt, S. T. Dawkins, and A. Rauschenbeutel, “Optical Interface Created by Laser-Cooled Atoms Trapped in the Evanescent Field Surrounding an Optical Nanofiber,” *Phys. Rev. Lett.* **104**, 203603 (2010), [arXiv:0912.1179](#).
- [524] A. Goban, K. S. Choi, D. J. Alton, D. Ding, C. Lacroute, M. Pototschnig, T. Thiele, N. P. Stern, and H. J. Kimble, “Demonstration of a State-Insensitive, Compensated Nanofiber Trap,” *Phys. Rev. Lett.* **109**, 33603 (2012), [arXiv:1203.5108](#).
- [525] R. Mitsch, C. Sayrin, B. Albrecht, P. Schneeweiss, and A. Rauschenbeutel, “Quantum state-controlled directional spontaneous emission of photons into a nanophotonic waveguide,” *Nat. Commun.* **5**, 5713 (2014), [arXiv:1406.0896](#).
- [526] A. Goban, C.-L. Hung, S.-P. Yu, J. D. Hood, J. A. Muniz, J. H. Lee, M. J. Martin, A. C. McClung, K. S. Choi, D. E. Chang, O. Painter, and H. J. Kimble, “Atom-light interactions in photonic crystals,” *Nat. Commun.* **5**, 3808 (2014), [arXiv:1312.3446](#).
- [527] J.-B. Béguin, E. M. Bookjans, S. L. Christensen, H. L. Sørensen, J. H. Müller, E. S. Polzik, and J. Appel, “Generation and Detection of a Sub-Poissonian Atom Number Distribution in a One-Dimensional Optical Lattice,” *Phys. Rev. Lett.* **113**, 263603 (2014), [arXiv:1408.1266](#).
- [528] N. V. Corzo, B. Gouraud, A. Chandra, A. Goban, A. S. Sheremet, D. V. Kupriyanov, and J. Laurat, “Large Bragg Reflection from One-Dimensional Chains of Trapped Atoms Near a Nanoscale Waveguide,” *Phys. Rev. Lett.* **117**, 133603 (2016), [arXiv:1604.03129](#).
- [529] H. L. Sørensen, J.-B. Béguin, K. W. Kluge, I. Iakoupov, A. S. Sørensen, J. H. Müller, E. S. Polzik, and J. Appel, “Coherent Backscattering of Light Off One-Dimensional Atomic Strings,” *Phys. Rev. Lett.* **117**, 133604 (2016), [arXiv:1601.04869](#).
- [530] J. Volz, M. Scheucher, C. Junge, and A. Rauschenbeutel, “Nonlinear π phase shift for single fibre-guided photons interacting with a single resonator-enhanced atom,” *Nat. Photonics* **8**, 965 (2014), [arXiv:1403.1860](#).
- [531] D. E. Chang, V. Vuletić, and M. D. Lukin, “Quantum nonlinear optics photon by photon,” *Nat. Photonics* **8**, 685 (2014).
- [532] S. Faez, P. Türschmann, H. R. Haakh, S. Götzinger, and V. Sandoghdar, “Coherent Interaction of Light and Single Molecules in a Dielectric Nanoguide,” *Phys. Rev. Lett.* **113**, 213601 (2014), [arXiv:1407.2846](#).
- [533] J. Petersen, J. Volz, and A. Rauschenbeutel, “Chiral nanophotonic waveguide interface based on spin-orbit interaction of light,” *Science* **346**, 67 (2014), [arXiv:1406.2184](#).
- [534] E. Bermúdez-Ureña, C. Gonzalez-Ballester, M. Geiselmann, R. Marty, I. P. Radko, T. Holmgaard, Y. Alaverdyan, E. Moreno, F. J. García-Vidal, S. I. Bozhevolnyi, and R. Quidant, “Coupling of individual quantum emitters to channel plasmons,” *Nat. Commun.* **6**, 7883 (2015), [arXiv:1506.07676](#).
- [535] A. B. Young, A. C. T. Thijssen, D. M. Beggs, P. Androvitsaneas, L. Kuipers, J. G. Rarity, S. Hughes, and R. Oulton, “Polarization Engineering in Photonic Crystal Waveguides for Spin-Photon Entanglers,” *Phys. Rev. Lett.* **115**, 153901 (2015), [arXiv:1406.0714](#).
- [536] K. Y. Bliokh, D. Smirnova, and F. Nori, “Quantum spin Hall effect of light,” *Science* **348**, 1448 (2015), [arXiv:1502.03319](#).
- [537] K. Y. Bliokh, F. J. Rodríguez-Fortuño, F. Nori, and A. V. Zayats, “Spin-orbit interactions of light,” *Nat. Photonics* **9**, 796 (2015), [arXiv:1505.02864](#).
- [538] K. Y. Bliokh and F. Nori, “Transverse and longitudinal angular momenta of light,” *Phys. Rep.* **592**, 1 (2015), [arXiv:1504.03113](#).
- [539] R. G. DeVoe and R. G. Brewer, “Observation of Superradiant and Subradiant Spontaneous Emission of Two Trapped Ions,” *Phys. Rev. Lett.* **76**, 2049 (1996).
- [540] J. Eschner, C. Raab, F. Schmidt-Kaler, and R. Blatt, “Light interference from single atoms and their mirror images,” *Nature* **413**, 495 (2001).
- [541] M. A. Wilson, P. Bushev, J. Eschner, F. Schmidt-Kaler, C. Becher, R. Blatt, and U. Dörner, “Vacuum-Field Level Shifts in a Single Trapped Ion Mediated by a Single Distant Mirror,” *Phys. Rev. Lett.* **91**, 213602 (2003), [arXiv:quant-ph/0306159](#).
- [542] P. Bushev, A. Wilson, J. Eschner, C. Raab, F. Schmidt-Kaler, C. Becher, and R. Blatt, “Forces

- between a Single Atom and Its Distant Mirror Image,” *Phys. Rev. Lett.* **92**, 223602 (2004), [arXiv:quant-ph/0311023](#).
- [543] F. Dubin, D. Rotter, M. Mukherjee, C. Russo, J. Eschner, and R. Blatt, “Photon Correlation versus Interference of Single-Atom Fluorescence in a Half-Cavity,” *Phys. Rev. Lett.* **98**, 183003 (2007), [arXiv:quant-ph/0610065](#).
 - [544] W. E. Lamb, R. C. Retherford, and E. Lamb, “Fine Structure of the Hydrogen Atom by a Microwave Method,” *Phys. Rev.* **72**, 241 (1947).
 - [545] M. Fannes, B. Nachtergaele, and R. F. Werner, “Finitely correlated states on quantum spin chains,” *Commun. Math. Phys.* **144**, 443 (1992).
 - [546] S. R. White, “Density matrix formulation for quantum renormalization groups,” *Phys. Rev. Lett.* **69**, 2863 (1992).
 - [547] U. Schollwöck, “The density-matrix renormalization group,” *Rev. Mod. Phys.* **77**, 259 (2005), [arXiv:cond-mat/0409292](#).
 - [548] J. Haegeman, J. I. Cirac, T. J. Osborne, H. Verschelde, and F. Verstraete, “Applying the Variational Principle to (1+1)-Dimensional Quantum Field Theories,” *Phys. Rev. Lett.* **105**, 251601 (2010), [arXiv:1006.2409](#).
 - [549] F. Verstraete and J. I. Cirac, “Continuous Matrix Product States for Quantum Fields,” *Phys. Rev. Lett.* **104**, 190405 (2010), [arXiv:1002.1824](#).
 - [550] J. Prior, I. de Vega, A. W. Chin, S. F. Huelga, and M. B. Plenio, “Quantum dynamics in photonic crystals,” *Phys. Rev. A* **87**, 13428 (2013), [arXiv:1205.2897](#).
 - [551] C. W. Gardiner, “Driving a quantum system with the output field from another driven quantum system,” *Phys. Rev. Lett.* **70**, 2269 (1993).
 - [552] H. J. Carmichael, “Quantum trajectory theory for cascaded open systems,” *Phys. Rev. Lett.* **70**, 2273 (1993).
 - [553] C. W. Gardiner and P. Zoller, *Quantum Noise*, 3rd ed. (Springer, 2004).
 - [554] J. Gough and M. R. James, “Quantum Feedback Networks: Hamiltonian Formulation,” *Commun. Math. Phys.* **287**, 1109 (2009), [arXiv:0804.3442](#).
 - [555] J. Gough and M. R. James, “The Series Product and Its Application to Quantum Feedforward and Feedback Networks,” *IEEE Trans. Automat. Contr.* **54**, 2530 (2009), [arXiv:0707.0048](#).
 - [556] N. Tezak, A. Niederberger, D. S. Pavlichin, G. Sarma, and H. Mabuchi, “Specification of photonic circuits using Quantum Hardware Description Language,” *Philos. Trans. R. Soc. A Math. Phys. Eng. Sci.* **370**, 5270 (2012), [arXiv:1111.3081](#).
 - [557] J. Zhang, Y.-X. Liu, R.-B. Wu, K. Jacobs, and F. Nori, “Non-Markovian quantum input-output networks,” *Phys. Rev. A* **87**, 32117 (2013), [arXiv:1208.4720](#).
 - [558] J. Zhang, Y.-X. Liu, R.-B. Wu, K. Jacobs, and F. Nori, “Quantum feedback: Theory, experiments, and applications,” *Phys. Rep.* **679**, 1 (2017), [arXiv:1407.8536](#).
 - [559] K. M. Gheri, K. Ellinger, T. Pellizzari, and P. Zoller, “Photon-Wavepackets as Flying Quantum Bits,” *Fortschritte der Phys.* **46**, 401 (1998).
 - [560] B. Q. Baragiola, R. L. Cook, A. M. Brańczyk, and J. Combes, “N-photon wave packets interacting with an arbitrary quantum system,” *Phys. Rev. A* **86**, 13811 (2012).
 - [561] J. E. Gough, M. R. James, H. I. Nurdin, and J. Combes, “Quantum filtering for systems driven by fields in single-photon states or superposition of coherent states,” *Phys. Rev. A* **86**, 43819 (2012).
 - [562] B. Q. Baragiola, *Open systems dynamics for propagating quantum fields*, Ph.D. thesis, University of New Mexico, Albuquerque (2014).
 - [563] J. Combes, J. Kerckhoff, and M. Sarovar, “The SLH framework for modeling quantum input-output networks,” *Adv. Phys. X* **2**, 784 (2017), [arXiv:1611.00375](#).
 - [564] A. Nysteen, P. T. Kristensen, D. P. S. McCutcheon, P. Kaer, and J. Mørk, “Scattering of two photons on a quantum emitter in a one-dimensional waveguide: exact dynamics and induced correlations,” *New J. Phys.* **17**, 23030 (2015), [arXiv:1409.1256](#).
 - [565] S. Xu and S. Fan, “Input-output formalism for few-photon transport: A systematic treatment beyond two photons,” *Phys. Rev. A* **91**, 43845 (2015), [arXiv:1502.06049](#).
 - [566] H. Pichler and P. Zoller, “Photonic Circuits with Time Delays and Quantum Feedback,” *Phys. Rev. Lett.* **116**, 093601 (2016), [arXiv:1510.04646](#).
 - [567] L. Zhou, H. Dong, Y.-X. Liu, C. P. Sun, and F. Nori, “Quantum supercavity with atomic mirrors,” *Phys. Rev. A* **78**, 63827 (2008), [arXiv:0809.4063](#).
 - [568] T. Shi and C. P. Sun, “Lehmann-Symanzik-Zimmermann reduction approach to multiphoton scattering in coupled-resonator arrays,” *Phys. Rev. B* **79**, 205111 (2009), [arXiv:0809.1279](#).
 - [569] P. Longo, P. Schmitteckert, and K. Busch, “Few-Photon Transport in Low-Dimensional Systems:

- Interaction-Induced Radiation Trapping,” *Phys. Rev. Lett.* **104**, 23602 (2010), [arXiv:1001.3299](#).
- [570] J.-Q. Liao, Z. R. Gong, L. Zhou, Y.-X. Liu, C. P. Sun, and F. Nori, “Controlling the transport of single photons by tuning the frequency of either one or two cavities in an array of coupled cavities,” *Phys. Rev. A* **81**, 42304 (2010), [arXiv:0909.2748](#).
- [571] P. Longo, P. Schmitteckert, and K. Busch, “Few-photon transport in low-dimensional systems,” *Phys. Rev. A* **83**, 63828 (2011).
- [572] D. Roy, “Correlated few-photon transport in one-dimensional waveguides: Linear and nonlinear dispersions,” *Phys. Rev. A* **83**, 43823 (2011), [arXiv:1008.2216](#).
- [573] P. Longo, J. H. Cole, and K. Busch, “The Hong-Ou-Mandel effect in the context of few-photon scattering,” *Opt. Express* **20**, 12326 (2012).
- [574] M. Moerferdt, P. Schmitteckert, and K. Busch, “Correlated photons in one-dimensional waveguides,” *Opt. Lett.* **38**, 3693 (2013).
- [575] C. Martens, P. Longo, and K. Busch, “Photon transport in one-dimensional systems coupled to three-level quantum impurities,” *New J. Phys.* **15**, 83019 (2013).
- [576] B. Peropadre, D. Zueco, D. Porras, and J. J. García-Ripoll, “Nonequilibrium and Nonperturbative Dynamics of Ultrastrong Coupling in Open Lines,” *Phys. Rev. Lett.* **111**, 243602 (2013), [arXiv:1307.3870](#).
- [577] F. Lombardo, F. Ciccarello, and G. M. Palma, “Photon localization versus population trapping in a coupled-cavity array,” *Phys. Rev. A* **89**, 53826 (2014), [arXiv:1402.2430](#).
- [578] Z. H. Wang, L. Zhou, Y. Li, and C. P. Sun, “Controllable single-photon frequency converter via a one-dimensional waveguide,” *Phys. Rev. A* **89**, 053813 (2014), [arXiv:1402.3389](#).
- [579] E. Sánchez-Burillo, D. Zueco, J. J. García-Ripoll, and L. Martín-Moreno, “Scattering in the Ultrastrong Regime: Nonlinear Optics with One Photon,” *Phys. Rev. Lett.* **113**, 263604 (2014), [arXiv:1406.5779](#).
- [580] M. P. Schneider, T. Sproll, C. Stawiarski, P. Schmitteckert, and K. Busch, “Green’s-function formalism for waveguide QED applications,” *Phys. Rev. A* **93**, 13828 (2016), [arXiv:1509.08633](#).
- [581] E. Sánchez-Burillo, J. García-Ripoll, L. Martín-Moreno, and D. Zueco, “Nonlinear quantum optics in the (ultra)strong light-matter coupling,” *Faraday Discuss.* **178**, 335 (2015), [arXiv:1410.5017](#).
- [582] G. Calajó, F. Ciccarello, D. Chang, and P. Rabl, “Atom-field dressed states in slow-light waveguide QED,” *Phys. Rev. A* **93**, 033833 (2016), [arXiv:1512.04946](#).
- [583] S. E. Kocabas, “Effects of modal dispersion on few-photon-qubit scattering in one-dimensional waveguides,” *Phys. Rev. A* **93**, 033829 (2016), [arXiv:1510.03069](#).
- [584] E. Sánchez-Burillo, D. Zueco, L. Martín-Moreno, and J. J. García-Ripoll, “Dynamical signatures of bound states in waveguide QED,” *Phys. Rev. A* **96**, 023831 (2017), [arXiv:1603.09408](#).
- [585] P. Rice and H. Carmichael, “Single-atom cavity-enhanced absorption. I. Photon statistics in the bad-cavity limit,” *IEEE J. Quantum Electron.* **24**, 1351 (1988).
- [586] Q. A. Turchette, C. J. Hood, W. Lange, H. Mabuchi, and H. J. Kimble, “Measurement of Conditional Phase Shifts for Quantum Logic,” *Phys. Rev. Lett.* **75**, 4710 (1995).
- [587] Q. A. Turchette, R. J. Thompson, and H. J. Kimble, “One-dimensional atoms,” *Appl. Phys. B Laser Opt.* **60**, S1 (1995).
- [588] J. M. Bendickson, J. P. Dowling, and M. Scalora, “Analytic expressions for the electromagnetic mode density in finite, one-dimensional, photonic band-gap structures,” *Phys. Rev. E* **53**, 4107 (1996).
- [589] R. Konik and A. LeClair, “Scattering theory of oscillator defects in an optical fiber,” *Phys. Rev. B* **58**, 1872 (1998).
- [590] Y. Xu, Y. Li, R. K. Lee, and A. Yariv, “Scattering-theory analysis of waveguide-resonator coupling,” *Phys. Rev. E* **62**, 7389 (2000).
- [591] A. LeClair, F. Lesage, S. Lukyanov, and H. Saleur, “The Maxwell-Bloch theory in quantum optics and the Kondo model,” *Phys. Lett. A* **235**, 203 (1997).
- [592] P. Domokos, P. Horak, and H. Ritsch, “Quantum description of light-pulse scattering on a single atom in waveguides,” *Phys. Rev. A* **65**, 033832 (2002), [arXiv:quant-ph/0202005](#).
- [593] K. Kojima, H. F. Hofmann, S. Takeuchi, and K. Sasaki, “Nonlinear interaction of two photons with a one-dimensional atom: Spatiotemporal quantum coherence in the emitted field,” *Phys. Rev. A* **68**, 013803 (2003), [arXiv:quant-ph/0301124](#).
- [594] J.-T. Shen and S. Fan, “Strongly correlated multiparticle transport in one dimension through a quantum impurity,” *Phys. Rev. A* **76**, 062709 (2007), [arXiv:0707.4335](#).
- [595] K. Koshino, “Novel Method for Solving the Quantum Nonlinear Dynamics of Photons: Use of a Classical Input,” *Phys. Rev. Lett.* **98**, 223902 (2007).

- [596] J.-T. Shen and S. Fan, “Strongly Correlated Two-Photon Transport in a One-Dimensional Waveguide Coupled to a Two-Level System,” *Phys. Rev. Lett.* **98**, 153003 (2007), [arXiv:quant-ph/0701170](#).
- [597] P. Longo, P. Schmitteckert, and K. Busch, “Dynamics of photon transport through quantum impurities in dispersion-engineered one-dimensional systems,” *J. Opt. A Pure Appl. Opt.* **11**, 114009 (2009).
- [598] H. Zheng, D. J. Gauthier, and H. U. Baranger, “Waveguide QED: Many-body bound-state effects in coherent and Fock-state scattering from a two-level system,” *Phys. Rev. A* **82**, 63816 (2010), [arXiv:1009.5325](#).
- [599] D. Dzsotjan, A. S. Sørensen, and M. Fleischhauer, “Quantum emitters coupled to surface plasmons of a nanowire: A Green’s function approach,” *Phys. Rev. B* **82**, 75427 (2010), [arXiv:1002.1419](#).
- [600] E. Rephaeli, J.-T. Shen, and S. Fan, “Full inversion of a two-level atom with a single-photon pulse in one-dimensional geometries,” *Phys. Rev. A* **82**, 33804 (2010).
- [601] S. Fan, S. E. Kocabas, and J.-T. Shen, “Input-output formalism for few-photon transport in one-dimensional nanophotonic waveguides coupled to a qubit,” *Phys. Rev. A* **82**, 63821 (2010), [arXiv:1011.3296](#).
- [602] Y. Wang, J. Minar, L. Sheridan, and V. Scarani, “Efficient excitation of a two-level atom by a single photon in a propagating mode,” *Phys. Rev. A* **83**, 63842 (2011), [arXiv:1010.4661](#).
- [603] S. Derouault and M. A. Bouchene, “One-photon wavepacket interacting with a two-level atom in a waveguide: Constraint on the pulse shape,” *Phys. Lett. A* **376**, 3491 (2012).
- [604] S. E. Kocabas, E. Rephaeli, and S. Fan, “Resonance fluorescence in a waveguide geometry,” *Phys. Rev. A* **85**, 23817 (2012), [arXiv:1111.7315](#).
- [605] D. Witthaut, M. D. Lukin, and A. S. Sørensen, “Photon sorters and QND detectors using single photon emitters,” *EPL (Europhysics Lett.)* **97**, 50007 (2012), [arXiv:1007.3273](#).
- [606] D. Valente, S. Portolan, G. Nogues, J. P. Poizat, M. Richard, J. M. Gérard, M. F. Santos, and A. Auffèves, “Monitoring stimulated emission at the single-photon level in one-dimensional atoms,” *Phys. Rev. A* **85**, 23811 (2012), [arXiv:1107.0263](#).
- [607] E. Rephaeli and S. Fan, “Dissipation in few-photon waveguide transport,” *Photonics Res.* **1**, 110 (2013).
- [608] H. Zheng, D. J. Gauthier, and H. U. Baranger, “Decoy-state quantum key distribution with nonclassical light generated in a one-dimensional waveguide,” *Opt. Lett.* **38**, 622 (2013), [arXiv:1210.1113](#).
- [609] J.-F. Huang, T. Shi, C. P. Sun, and F. Nori, “Controlling single-photon transport in waveguides with finite cross section,” *Phys. Rev. A* **88**, 013836 (2013), [arXiv:1303.1981](#).
- [610] Q. Li, L. Zhou, and C. P. Sun, “Waveguide quantum electrodynamics: Controllable channel from quantum interference,” *Phys. Rev. A* **89**, 63810 (2014).
- [611] J. Lindkvist and G. Johansson, “Scattering of coherent pulses on a two-level systemsingle-photon generation,” *New J. Phys.* **16**, 055018 (2014), [arXiv:1401.3707](#).
- [612] Y.-L. L. Fang, H. Zheng, and H. U. Baranger, “One-dimensional waveguide coupled to multiple qubits: photon-photon correlations,” *EPJ Quantum Technol.* **1**, 3 (2014), [arXiv:1308.6551](#).
- [613] X. Zang and P. Lalanne, “Theoretical treatment of the interaction between two-level atoms and periodic waveguides,” *Opt. Lett.* **40**, 3869 (2015), [arXiv:1506.01176](#).
- [614] A. Nysteen, D. P. S. McCutcheon, and J. Mørk, “Strong nonlinearity-induced correlations for counterpropagating photons scattering on a two-level emitter,” *Phys. Rev. A* **91**, 63823 (2015), [arXiv:1502.04729](#).
- [615] M. Pletyukhov and V. Gritsev, “Quantum theory of light scattering in a one-dimensional channel: Interaction effect on photon statistics and entanglement entropy,” *Phys. Rev. A* **91**, 63841 (2015), [arXiv:1504.03350](#).
- [616] S. Bera, H. U. Baranger, and S. Florens, “Dynamics of a qubit in a high-impedance transmission line from a bath perspective,” *Phys. Rev. A* **93**, 33847 (2016), [arXiv:1601.00531](#).
- [617] H. I. Nurdin, M. R. James, and N. Yamamoto, “Perfectly capturing traveling single photons of arbitrary temporal wavepackets with a single tunable device,” (2016), [arXiv:1609.05643](#).
- [618] A. Roulet and V. Scarani, “Solving the scattering of N photons on a two-level atom without computation,” *New J. Phys.* **18**, 93035 (2016), [arXiv:1603.02804](#).
- [619] D. Witthaut and A. S. Sørensen, “Photon scattering by a three-level emitter in a one-dimensional waveguide,” *New J. Phys.* **12**, 043052 (2010), [arXiv:1001.0975](#).
- [620] D. Roy, “Two-Photon Scattering by a Driven Three-Level Emitter in a One-Dimensional Waveguide and Electromagnetically Induced Transparency,” *Phys. Rev. Lett.* **106**, 53601 (2011),

- [arXiv:1007.2663](#).
- [621] P. Kolchin, R. F. Oulton, and X. Zhang, “Nonlinear quantum optics in a waveguide: Distinct single photons strongly interacting at the single atom level,” *Phys. Rev. Lett.* **106**, 113601 (2011).
 - [622] D. Valente, Y. Li, J. P. Poizat, J. M. Gérard, L. C. Kwek, M. F. Santos, and A. Auffèves, “Universal optimal broadband photon cloning and entanglement creation in one-dimensional atoms,” *Phys. Rev. A* **86**, 22333 (2012), [arXiv:1208.5817](#).
 - [623] H. Zheng, D. J. Gauthier, and H. U. Baranger, “Strongly correlated photons generated by coupling a three- or four-level system to a waveguide,” *Phys. Rev. A* **85**, 43832 (2012), [arXiv:1202.2776](#).
 - [624] B. Fan, A. F. Kockum, J. Combes, G. Johansson, I.-C. Hoi, C. M. Wilson, P. Delsing, G. J. Milburn, and T. M. Stace, “Breakdown of the Cross-Kerr Scheme for Photon Counting,” *Phys. Rev. Lett.* **110**, 053601 (2013), [arXiv:1210.0991v1](#).
 - [625] B. Peropadre, J. Lindkvist, I.-C. Hoi, C. M. Wilson, J. J. Garcia-Ripoll, P. Delsing, and G. Johansson, “Scattering of coherent states on a single artificial atom,” *New J. Phys.* **15**, 035009 (2013), [arXiv:1210.2264](#).
 - [626] D. Roy and N. Bondyopadhyaya, “Statistics of scattered photons from a driven three-level emitter in a one-dimensional open space,” *Phys. Rev. A* **89**, 43806 (2014), [arXiv:1401.0833](#).
 - [627] Y.-L. L. Fang and H. U. Baranger, “Photon correlations generated by inelastic scattering in a one-dimensional waveguide coupled to three-level systems,” *Phys. E Low-dimensional Syst. Nanostructures* **78**, 92 (2016), [arXiv:1508.04164](#).
 - [628] S. Xu and S. Fan, “Generalized cluster decomposition principle illustrated in waveguide quantum electrodynamics,” *Phys. Rev. A* **95**, 063809 (2017), [arXiv:1610.01727](#).
 - [629] H. Zheng, D. J. Gauthier, and H. U. Baranger, “Cavity-Free Photon Blockade Induced by Many-Body Bound States,” *Phys. Rev. Lett.* **107**, 223601 (2011), [arXiv:1107.0309](#).
 - [630] E. Sánchez-Burillo, L. Martín-Moreno, D. Zueco, and J. J. García-Ripoll, “One- and two-photon scattering from generalized V-type atoms,” *Phys. Rev. A* **94**, 053857 (2016), [arXiv:1603.07130](#).
 - [631] S. Xu, E. Rephaeli, and S. Fan, “Analytic Properties of Two-Photon Scattering Matrix in Integrated Quantum Systems Determined by the Cluster Decomposition Principle,” *Phys. Rev. Lett.* **111**, 223602 (2013).
 - [632] E. Rephaeli and S. Fan, “Stimulated Emission from a Single Excited Atom in a Waveguide,” *Phys. Rev. Lett.* **108**, 143602 (2012), [arXiv:1204.4668](#).
 - [633] C. K. Hong, Z. Y. Ou, and L. Mandel, “Measurement of subpicosecond time intervals between two photons by interference,” *Phys. Rev. Lett.* **59**, 2044 (1987).
 - [634] D. Kleppner, “Inhibited Spontaneous Emission,” *Phys. Rev. Lett.* **47**, 233 (1981).
 - [635] M. Lewenstein, J. Zakrzewski, and T. W. Mossberg, “Spontaneous emission of atoms coupled to frequency-dependent reservoirs,” *Phys. Rev. A* **38**, 808 (1988).
 - [636] F. K. Wilhelm, S. Kleff, and J. von Delft, “The spin-boson model with a structured environment: a comparison of approaches,” *Chem. Phys.* **296**, 345 (2004), [arXiv:cond-mat/0310239](#).
 - [637] A. L. Grimsmo, “Time-Delayed Quantum Feedback Control,” *Phys. Rev. Lett.* **115**, 60402 (2015), [arXiv:1502.06959](#).
 - [638] M. J. Stephen, “First-Order Dispersion Forces,” *J. Chem. Phys.* **40**, 669 (1964).
 - [639] R. H. Lehmberg, “Radiation from an N-Atom System. II. Spontaneous Emission from a Pair of Atoms,” *Phys. Rev. A* **2**, 889 (1970).
 - [640] P. W. Milonni and P. L. Knight, “Retardation in the resonant interaction of two identical atoms,” *Phys. Rev. A* **10**, 1096 (1974).
 - [641] Z. Ficek and B. C. Sanders, “Quantum beats in two-atom resonance fluorescence,” *Phys. Rev. A* **41**, 359 (1990).
 - [642] G. Ordóñez and S. Kim, “Complex collective states in a one-dimensional two-atom system,” *Phys. Rev. A* **70**, 32702 (2004), [arXiv:quant-ph/0401097](#).
 - [643] F. Le Kien, S. D. Gupta, K. P. Nayak, and K. Hakuta, “Nanofiber-mediated radiative transfer between two distant atoms,” *Phys. Rev. A* **72**, 063815 (2005).
 - [644] S. Rist, J. Eschner, M. Hennrich, and G. Morigi, “Photon-mediated interaction between two distant atoms,” *Phys. Rev. A* **78**, 13808 (2008), [arXiv:0805.0655](#).
 - [645] N.-C. Kim, J.-B. Li, Z.-J. Yang, Z.-H. Hao, and Q.-Q. Wang, “Switching of a single propagating plasmon by two quantum dots system,” *Appl. Phys. Lett.* **97**, 61110 (2010).
 - [646] W. Chen, G.-Y. Chen, and Y.-N. Chen, “Coherent transport of nanowire surface plasmons coupled to quantum dots,” *Opt. Express* **18**, 10360 (2010).
 - [647] G.-Y. Chen, N. Lambert, C.-H. Chou, Y.-N. Chen, and F. Nori, “Surface plasmons in a metal nanowire coupled to colloidal quantum dots: Scattering properties and quantum entanglement,”

- Phys. Rev. B **84**, 45310 (2011), [arXiv:1403.3512](#).
- [648] A. Gonzalez-Tudela, D. Martín-Cano, E. Moreno, L. Martín-Moreno, C. Tejedor, and F. J. García-Vidal, “Entanglement of Two Qubits Mediated by One-Dimensional Plasmonic Waveguides,” *Phys. Rev. Lett.* **106**, 20501 (2011), [arXiv:1010.5048](#).
 - [649] E. Rephaeli, S. E. Kocabas, and S. Fan, “Few-photon transport in a waveguide coupled to a pair of colocated two-level atoms,” *Phys. Rev. A* **84**, 63832 (2011), [arXiv:1112.1428](#).
 - [650] D. Martín-Cano, A. González-Tudela, L. Martín-Moreno, F. J. García-Vidal, C. Tejedor, and E. Moreno, “Dissipation-driven generation of two-qubit entanglement mediated by plasmonic waveguides,” *Phys. Rev. B* **84**, 235306 (2011), [arXiv:1112.0144](#).
 - [651] M.-T. Cheng and Y.-Y. Song, “Fano resonance analysis in a pair of semiconductor quantum dots coupling to a metal nanowire,” *Opt. Lett.* **37**, 978 (2012).
 - [652] P. A. Huidobro, A. Y. Nikitin, C. González-Ballester, L. Martín-Moreno, and F. J. García-Vidal, “Superradiance mediated by graphene surface plasmons,” *Phys. Rev. B* **85**, 155438 (2012), [arXiv:1201.6492](#).
 - [653] H. Zheng and H. U. Baranger, “Persistent Quantum Beats and Long-Distance Entanglement from Waveguide-Mediated Interactions,” *Phys. Rev. Lett.* **110**, 113601 (2013), [arXiv:1206.4442](#).
 - [654] J.-F. Huang, J.-Q. Liao, and C. P. Sun, “Photon blockade induced by atoms with Rydberg coupling,” *Phys. Rev. A* **87**, 23822 (2013), [arXiv:1209.3935](#).
 - [655] C. Gonzalez-Ballester, F. J. Garcia-Vidal, and E. Moreno, “Non-Markovian effects in waveguide-mediated entanglement,” *New J. Phys.* **15**, 73015 (2013), [arXiv:1304.6902](#).
 - [656] K. Lalumière, B. C. Sanders, A. F. van Loo, A. Fedorov, A. Wallraff, and A. Blais, “Input-output theory for waveguide QED with an ensemble of inhomogeneous atoms,” *Phys. Rev. A* **88**, 043806 (2013), [arXiv:1305.7135](#).
 - [657] X. F. Zang, T. Zhou, B. Cai, and Y. M. Zhu, “Controlling single-photon transport properties in a waveguide coupled with two separated atoms,” *J. Phys. B At. Mol. Opt. Phys.* **46**, 145504 (2013).
 - [658] S. Derouault and M. A. Bouchene, “One-photon wave packet interacting with two separated atoms in a one-dimensional waveguide: Influence of virtual photons,” *Phys. Rev. A* **90**, 23828 (2014), [arXiv:1404.4513](#).
 - [659] C. Gonzalez-Ballester, E. Moreno, and F. J. Garcia-Vidal, “Generation, manipulation, and detection of two-qubit entanglement in waveguide QED,” *Phys. Rev. A* **89**, 42328 (2014), [arXiv:1404.2749](#).
 - [660] F. Fratini, E. Mascarenhas, L. Safari, J.-P. Poizat, D. Valente, A. Auffèves, D. Gerace, and M. F. Santos, “Fabry-Perot Interferometer with Quantum Mirrors: Nonlinear Light Transport and Rectification,” *Phys. Rev. Lett.* **113**, 243601 (2014), [arXiv:1410.5972](#).
 - [661] E. S. Redchenko and V. I. Yudson, “Decay of metastable excited states of two qubits in a waveguide,” *Phys. Rev. A* **90**, 63829 (2014).
 - [662] M. Laakso and M. Pletyukhov, “Scattering of Two Photons from Two Distant Qubits: Exact Solution,” *Phys. Rev. Lett.* **113**, 183601 (2014), [arXiv:1406.1664](#).
 - [663] P. Facchi, M. S. Kim, S. Pascazio, F. V. Pepe, D. Pomarico, and T. Tufarelli, “Bound states and entanglement generation in waveguide quantum electrodynamics,” *Phys. Rev. A* **94**, 43839 (2016), [arXiv:1604.01300](#).
 - [664] J. S. Douglas, T. Caneva, and D. E. Chang, “Photon Molecules in Atomic Gases Trapped Near Photonic Crystal Waveguides,” *Phys. Rev. X* **6**, 031017 (2016), [arXiv:1511.00816](#).
 - [665] E. Shahmoon, I. Mazets, and G. Kurizki, “Giant vacuum forces via transmission lines,” *Proc. Natl. Acad. Sci.* **111**, 10485 (2014), [arXiv:1304.2028](#).
 - [666] Z. Ficek and R. Tanaš, “Entangled states and collective nonclassical effects in two-atom systems,” *Phys. Rep.* **372**, 369 (2002), [arXiv:quant-ph/0302082](#).
 - [667] R. H. Lehmberg, “Radiation from an N-Atom System. I. General Formalism,” *Phys. Rev. A* **2**, 883 (1970).
 - [668] H. Pichler, T. Ramos, A. J. Daley, and P. Zoller, “Quantum Optics of Chiral Spin Networks,” *Phys. Rev. A* **91**, 42116 (2015), [arXiv:1411.2963](#).
 - [669] V. Paulisch, H. J. Kimble, and A. González-Tudela, “Universal quantum computation in waveguide QED using decoherence free subspaces,” *New J. Phys.* **18**, 043041 (2016), [arXiv:1512.04803](#).
 - [670] R. Friedberg, S. R. Hartmann, and J. T. Manassah, “Frequency shifts in emission and absorption by resonant systems of two-level atoms,” *Phys. Rep.* **7**, 101 (1973).
 - [671] J. T. Manassah, “Statistical quantum electrodynamics of resonant atoms,” *Phys. Rep.* **101**, 359 (1983).
 - [672] V. I. Yudson and P. Reineker, “Multiphoton scattering in a one-dimensional waveguide with

- resonant atoms,” *Phys. Rev. A* **78**, 52713 (2008).
- [673] T. S. Tsoi and C. K. Law, “Quantum interference effects of a single photon interacting with an atomic chain inside a one-dimensional waveguide,” *Phys. Rev. A* **78**, 63832 (2008).
 - [674] A. L. Rakhmanov, A. M. Zagoskin, S. Savel’ev, and F. Nori, “Quantum metamaterials: Electromagnetic waves in a Josephson qubit line,” *Phys. Rev. B* **77**, 144507 (2008), [arXiv:0709.1314](#).
 - [675] D. E. Chang, L. Jiang, A. V. Gorshkov, and H. J. Kimble, “Cavity QED with atomic mirrors,” *New J. Phys.* **14**, 63003 (2012), [arXiv:1201.0643](#).
 - [676] A. Shvetsov, A. M. Satanin, F. Nori, S. Savel’ev, and A. M. Zagoskin, “Quantum metamaterial without local control,” *Phys. Rev. B* **87**, 235410 (2013), [arXiv:1303.1086](#).
 - [677] D. Roy, “Cascaded two-photon nonlinearity in a one-dimensional waveguide with multiple two-level emitters,” *Sci. Rep.* **3**, 1 (2013), [arXiv:1209.0399](#).
 - [678] A. González-Tudela and D. Porras, “Mesoscopic Entanglement Induced by Spontaneous Emission in Solid-State Quantum Optics,” *Phys. Rev. Lett.* **110**, 80502 (2013), [arXiv:1209.4730](#).
 - [679] T. Ramos, H. Pichler, A. J. Daley, and P. Zoller, “Quantum Spin Dimers from Chiral Dissipation in Cold-Atom Chains,” *Phys. Rev. Lett.* **113**, 237203 (2014), [arXiv:1408.4357](#).
 - [680] H. Zoubi, “Collective interactions in an array of atoms coupled to a nanophotonic waveguide,” *Phys. Rev. A* **89**, 43831 (2014), [arXiv:1310.6241](#).
 - [681] H. Asai, S. Savel’ev, S. Kawabata, and A. M. Zagoskin, “Effects of lasing in a one-dimensional quantum metamaterial,” *Phys. Rev. B* **91**, 134513 (2015), [arXiv:1412.4464](#).
 - [682] T. Caneva, M. T. Manzoni, T. Shi, J. S. Douglas, J. I. Cirac, and D. E. Chang, “Quantum dynamics of propagating photons with strong interactions: a generalized input-output formalism,” *New J. Phys.* **17**, 113001 (2015), [arXiv:1501.04427](#).
 - [683] Y.-L. L. Fang and H. U. Baranger, “Waveguide QED: Power spectra and correlations of two photons scattered off multiple distant qubits and a mirror,” *Phys. Rev. A* **91**, 53845 (2015), [arXiv:1502.03803](#).
 - [684] T. Shi, D. E. Chang, and J. I. Cirac, “Multiphoton-scattering theory and generalized master equations,” *Phys. Rev. A* **92**, 53834 (2015), [arXiv:1507.08699](#).
 - [685] X. Li, L. Xie, and L. F. Wei, “Atomic lenses and ideal single-photon detections,” *Phys. Rev. A* **92**, 063840 (2015).
 - [686] H. R. Haakh, S. Faez, and V. Sandoghdar, “Polaritonic normal-mode splitting and light localization in a one-dimensional nanoguide,” *Phys. Rev. A* **94**, 053840 (2016), [arXiv:1510.07979](#).
 - [687] A. Asenjo-Garcia, J. D. Hood, D. E. Chang, and H. J. Kimble, “Atom-light interactions in quasi-one-dimensional nanostructures: A Green’s-function perspective,” *Phys. Rev. A* **95**, 033818 (2017), [arXiv:1606.04977](#).
 - [688] D. J. Brod and J. Combes, “Passive CPHASE Gate via Cross-Kerr Nonlinearities,” *Phys. Rev. Lett.* **117**, 80502 (2016), [arXiv:1604.04278](#).
 - [689] D. J. Brod, J. Combes, and J. Gea-Banacloche, “Two photons co- and counterpropagating through N cross-Kerr sites,” *Phys. Rev. A* **94**, 23833 (2016), [arXiv:1604.03914](#).
 - [690] S. Ekin Kocabas, “Few-photon scattering in dispersive waveguides with multiple qubits,” *Opt. Lett.* **41**, 2533 (2016), [arXiv:1603.02920](#).
 - [691] P.-O. Guimond, A. Roulet, H. N. Le, and V. Scarani, “Rabi oscillation in a quantum cavity: Markovian and non-Markovian dynamics,” *Phys. Rev. A* **93**, 23808 (2016), [arXiv:1505.07908](#).
 - [692] Z. Liao, H. Nha, and M. S. Zubairy, “Dynamical theory of single-photon transport in a one-dimensional waveguide coupled to identical and nonidentical emitters,” *Phys. Rev. A* **94**, 53842 (2016), [arXiv:1609.03090](#).
 - [693] I. M. Mirza and J. C. Schotland, “Multiqubit entanglement in bidirectional-chiral-waveguide QED,” *Phys. Rev. A* **94**, 12302 (2016), [arXiv:1604.03646](#).
 - [694] I. M. Mirza and J. C. Schotland, “Two-photon entanglement in multiqubit bidirectional-waveguide QED,” *Phys. Rev. A* **94**, 12309 (2016), [arXiv:1604.03652](#).
 - [695] E. Munro, L. C. Kwek, and D. E. Chang, “Optical properties of an atomic ensemble coupled to a band edge of a photonic crystal waveguide,” *New J. Phys.* **19**, 083018 (2017), [arXiv:1604.02893](#).
 - [696] J. Ruostekoski and J. Javanainen, “Emergence of correlated optics in one-dimensional waveguides for classical and quantum atomic gases,” *Phys. Rev. Lett.* **117**, 143602 (2016), [arXiv:1602.06908](#).
 - [697] P. M. Leung and B. C. Sanders, “Coherent control of microwave pulse storage in superconducting circuits,” *Phys. Rev. Lett.* **109**, 253603 (2012), [arXiv:1205.0637](#).
 - [698] A. González-Tudela, V. Paulisch, H. J. Kimble, and J. I. Cirac, “Efficient Multiphoton Generation in Waveguide Quantum Electrodynamics,” *Phys. Rev. Lett.* **118**, 213601 (2017), [arXiv:1603.01243](#).
 - [699] D. E. Chang, V. Gritsev, G. Morigi, V. Vuletić, M. D. Lukin, and E. A. Demler, “Crystal-

- lization of strongly interacting photons in a nonlinear optical fibre,” *Nat. Phys.* **4**, 884 (2008), [arXiv:0712.1817](#).
- [700] M. Hafezi, D. E. Chang, V. Gritsev, E. Demler, and M. D. Lukin, “Quantum transport of strongly interacting photons in a one-dimensional nonlinear waveguide,” *Phys. Rev. A* **85**, 13822 (2012), [arXiv:0911.4766](#).
 - [701] J.-T. Shen and S. Fan, “Theory of single-photon transport in a single-mode waveguide. I. Coupling to a cavity containing a two-level atom,” *Phys. Rev. A* **79**, 23837 (2009), [arXiv:0901.3938](#).
 - [702] J.-T. Shen and S. Fan, “Theory of single-photon transport in a single-mode waveguide. II. Coupling to a whispering-gallery resonator containing a two-level atom,” *Phys. Rev. A* **79**, 23838 (2009), [arXiv:0901.3938](#).
 - [703] J.-Q. Liao and C. K. Law, “Correlated two-photon transport in a one-dimensional waveguide side-coupled to a nonlinear cavity,” *Phys. Rev. A* **82**, 53836 (2010), [arXiv:1009.3335](#).
 - [704] T. Shi, S. Fan, and C. P. Sun, “Two-photon transport in a waveguide coupled to a cavity in a two-level system,” *Phys. Rev. A* **84**, 63803 (2011), [arXiv:1009.2828](#).
 - [705] S. Hughes and C. Roy, “Nonlinear photon transport in a semiconductor waveguide-cavity system containing a single quantum dot: Anharmonic cavity-QED regime,” *Phys. Rev. B* **85**, 35315 (2012), [arXiv:1111.3995](#).
 - [706] W.-B. Yan, Z.-J. Liu, and L. Zhou, “Control of Two-Photon Transport in a One-Dimensional Waveguide,” *Int. J. Theor. Phys.* **51**, 2237 (2012).
 - [707] T. Shi and S. Fan, “Two-photon transport through a waveguide coupling to a whispering-gallery resonator containing an atom and photon-blockade effect,” *Phys. Rev. A* **87**, 63818 (2013), [arXiv:1208.1258](#).
 - [708] A. Auffèves-Garnier, C. Simon, J.-M. Gérard, and J.-P. Poizat, “Giant optical nonlinearity induced by a single two-level system interacting with a cavity in the Purcell regime,” *Phys. Rev. A* **75**, 53823 (2007), [arXiv:quant-ph/0610172](#).
 - [709] S. Zeeb, C. Noh, A. S. Parkins, and H. J. Carmichael, “Superradiant decay and dipole-dipole interaction of distant atoms in a two-way cascaded cavity QED system,” *Phys. Rev. A* **91**, 23829 (2015), [arXiv:1501.02515](#).
 - [710] D. E. Chang, A. H. Safavi-Naeini, M. Hafezi, and O. Painter, “Slowing and stopping light using an optomechanical crystal array,” *New J. Phys.* **13**, 23003 (2011), [arXiv:1006.3829](#).
 - [711] C.-H. Wang and J. M. Taylor, “Landauer formulation of photon transport in driven systems,” *Phys. Rev. B* **94**, 155437 (2016), [arXiv:1605.08715](#).
 - [712] E. A. Hinds and V. Sandoghdar, “Cavity QED level shifts of simple atoms,” *Phys. Rev. A* **43**, 398 (1991).
 - [713] U. Dörner and P. Zoller, “Laser-driven atoms in half-cavities,” *Phys. Rev. A* **66**, 023816 (2002), [arXiv:quant-ph/0203147](#).
 - [714] K. Kojima, H. F. Hofmann, S. Takeuchi, and K. Sasaki, “Efficiencies for the single-mode operation of a quantum optical nonlinear shift gate,” *Phys. Rev. A* **70**, 13810 (2004), [arXiv:quant-ph/0405121](#).
 - [715] K. Koshino, “Squeezing in the output field from a one-dimensional atom,” *J. Phys. B At. Mol. Opt. Phys.* **39**, 4853 (2006).
 - [716] H. Dong, Z. R. Gong, H. Ian, L. Zhou, and C. P. Sun, “Intrinsic cavity QED and emergent quasinormal modes for a single photon,” *Phys. Rev. A* **79**, 63847 (2009), [arXiv:0805.3085](#).
 - [717] A. W. Glaetzle, K. Hammerer, A. J. Daley, R. Blatt, and P. Zoller, “A single trapped atom in front of an oscillating mirror,” *Opt. Commun.* **283**, 758 (2010), [arXiv:0909.1814](#).
 - [718] Y. Chen, M. Wubs, J. Mørk, and A. F. Koenderink, “Coherent single-photon absorption by single emitters coupled to one-dimensional nanophotonic waveguides,” *New J. Phys.* **13**, 103010 (2011), [arXiv:1107.0120](#).
 - [719] K. Koshino and Y. Nakamura, “Control of the radiative level shift and linewidth of a superconducting artificial atom through a variable boundary condition,” *New J. Phys.* **14**, 043005 (2012).
 - [720] D. Valente, Y. Li, J.-P. Poizat, J.-M. Gérard, L. C. Kwek, M. F. Santos, and A. Auffèves, “Optimal irreversible stimulated emission,” *New J. Phys.* **14**, 83029 (2012), [arXiv:1208.5732](#).
 - [721] Y. Wang, J. Minár, G. Hétet, and V. Scarani, “Quantum memory with a single two-level atom in a half cavity,” *Phys. Rev. A* **85**, 13823 (2012), [arXiv:1111.4261](#).
 - [722] M. Bradford and J.-T. Shen, “Spontaneous emission in cavity QED with a terminated waveguide,” *Phys. Rev. A* **87**, 63830 (2013).
 - [723] T. Tufarelli, F. Ciccarello, and M. S. Kim, “Dynamics of spontaneous emission in a single-end photonic waveguide,” *Phys. Rev. A* **87**, 13820 (2013), [arXiv:1208.0969](#).

- [724] T. Tufarelli, M. S. Kim, and F. Ciccarello, “Non-Markovianity of a quantum emitter in front of a mirror,” *Phys. Rev. A* **90**, 12113 (2014), [arXiv:1312.3920](#).
- [725] H.-X. Song, X.-Q. Sun, J. Lu, and L. Zhou, “Spatial dependent spontaneous emission of an atom in a semi-infinite waveguide of rectangular cross section,” (2016), [arXiv:1604.05133](#).
- [726] A. Beige, J. Pachos, and H. Walther, “Spontaneous emission of an atom in front of a mirror,” *Phys. Rev. A* **66**, 63801 (2002), [arXiv:quant-ph/0206080](#).
- [727] B. Peropadre, G. Romero, G. Johansson, C. M. Wilson, E. Solano, and J. J. García-Ripoll, “Approaching perfect microwave photodetection in circuit QED,” *Phys. Rev. A* **84**, 063834 (2011).
- [728] D. Meschede, W. Jhe, and E. A. Hinds, “Radiative properties of atoms near a conducting plane: An old problem in a new light,” *Phys. Rev. A* **41**, 1587 (1990).
- [729] H. Zheng, D. J. Gauthier, and H. U. Baranger, “Waveguide-QED-Based Photonic Quantum Computation,” *Phys. Rev. Lett.* **111**, 090502 (2013), [arXiv:1211.1711](#).
- [730] K. Koshino, K. Inomata, Z. R. Lin, Y. Tokunaga, T. Yamamoto, and Y. Nakamura, “Theory of Deterministic Entanglement Generation between Remote Superconducting Atoms,” *Phys. Rev. Appl.* **7**, 064006 (2017), [arXiv:1610.02104](#).
- [731] F. Ciccarello, D. E. Browne, L. C. Kwek, H. Schomerus, M. Zarcone, and S. Bose, “Quasideterministic realization of a universal quantum gate in a single scattering process,” *Phys. Rev. A* **85**, 50305 (2012), [arXiv:1107.4394](#).
- [732] D. Roy, “Few-photon optical diode,” *Phys. Rev. B* **81**, 155117 (2010), [arXiv:1003.5698](#).
- [733] C.-H. Yan, L.-F. Wei, W.-Z. Jia, and J.-T. Shen, “Controlling resonant photonic transport along optical waveguides by two-level atoms,” *Phys. Rev. A* **84**, 45801 (2011).
- [734] P.-O. Guimond, H. Pichler, A. Rauschenbeutel, and P. Zoller, “Chiral quantum optics with V-level atoms and coherent quantum feedback,” *Phys. Rev. A* **94**, 33829 (2016), [arXiv:1606.07466](#).
- [735] M. Pletyukhov and V. Gritsev, “Scattering of massless particles in one-dimensional chiral channel,” *New J. Phys.* **14**, 95028 (2012), [arXiv:1203.0451](#).
- [736] M. Ringel, M. Pletyukhov, and V. Gritsev, “Topologically protected strongly correlated states of photons,” *New J. Phys.* **16**, 113030 (2014), [arXiv:1212.6432](#).
- [737] T. Ramos, B. Vermersch, P. Hauke, H. Pichler, and P. Zoller, “Non-Markovian dynamics in chiral quantum networks with spins and photons,” *Phys. Rev. A* **93**, 62104 (2016), [arXiv:1602.00926](#).
- [738] P. Lodahl, S. Mahmoodian, S. Stobbe, A. Rauschenbeutel, P. Schneeweiss, J. Volz, H. Pichler, and P. Zoller, “Chiral quantum optics,” *Nature* **541**, 473 (2017), [arXiv:1608.00446](#).
- [739] K. Le Hur, “Kondo resonance of a microwave photon,” *Phys. Rev. B* **85**, 140506 (2012), [arXiv:1104.0708](#).
- [740] M. Goldstein, M. H. Devoret, M. Houzet, and L. I. Glazman, “Inelastic Microwave Photon Scattering off a Quantum Impurity in a Josephson-Junction Array,” *Phys. Rev. Lett.* **110**, 017002 (2013), [arXiv:1208.0319](#).
- [741] G. Díaz-Camacho, A. Bermudez, and J. J. García-Ripoll, “Dynamical polaron Ansatz : A theoretical tool for the ultrastrong-coupling regime of circuit QED,” *Phys. Rev. A* **93**, 043843 (2016), [arXiv:1512.04244](#).
- [742] I. Snyman and S. Florens, “Robust Josephson-Kondo screening cloud in circuit quantum electrodynamics,” *Phys. Rev. B* **92**, 085131 (2015), [arXiv:1503.05708](#).
- [743] N. Gheeraert, S. Bera, and S. Florens, “Spontaneous emission of Schrödinger cats in a waveguide at ultrastrong coupling,” *New J. Phys.* **19**, 023036 (2017), [arXiv:1601.01545](#).
- [744] L. F. Wei, K. Maruyama, X. B. Wang, J. Q. You, and F. Nori, “Testing quantum contextuality with macroscopic superconducting circuits,” *Phys. Rev. B* **81**, 174513 (2010), [arXiv:0809.5193](#).
- [745] M. Jerger, Y. Reshitnyk, M. Oppliger, A. Potočník, M. Mondal, A. Wallraff, K. Goodenough, S. Wehner, K. Juliusson, N. K. Langford, and A. Fedorov, “Contextuality without nonlocality in a superconducting quantum system,” *Nat. Commun.* **7**, 12930 (2016), [arXiv:1602.00440](#).
- [746] X.-B. Wang, J. Q. You, and F. Nori, “Quantum entanglement via two-qubit quantum Zeno dynamics,” *Phys. Rev. A* **77**, 062339 (2008), [arXiv:0701007 \[quant-ph\]](#).
- [747] F. Helmer, M. Mariani, E. Solano, and F. Marquardt, “Quantum nondemolition photon detection in circuit QED and the quantum Zeno effect,” *Phys. Rev. A* **79**, 052115 (2009), [arXiv:0712.1908](#).
- [748] X. Cao, J. Q. You, H. Zheng, A. G. Kofman, and F. Nori, “Dynamics and quantum Zeno effect for a qubit in either a low- or high-frequency bath beyond the rotating-wave approximation,” *Phys. Rev. A* **82**, 022119 (2010), [arXiv:1001.4831](#).
- [749] C. Sabín, J. León, and J. J. García-Ripoll, “Detecting ground-state qubit self-excitations in circuit QED: A slow quantum anti-Zeno effect,” *Phys. Rev. B* **84**, 024516 (2011), [arXiv:1011.6613](#).
- [750] W. Feng, P. Wang, X. Ding, L. Xu, and X.-Q. Li, “Generating and stabilizing the Greenberger-

- Horne-Zeilinger state in circuit QED: Joint measurement, Zeno effect, and feedback,” *Phys. Rev. A* **83**, 042313 (2011), [arXiv:1101.4327](#).
- [751] A. Chantasri, J. Dressel, and A. N. Jordan, “Action principle for continuous quantum measurement,” *Phys. Rev. A* **88**, 42110 (2013), [arXiv:1305.5201](#).
- [752] H.-C. Li, G.-Q. Ge, and S.-B. Feng, “Dressed Zeno effect in circuit quantum electrodynamics,” *Phys. Rev. A* **89**, 062119 (2014).
- [753] M. Mirrahimi, “Cat-qubits for quantum computation,” *Comptes Rendus Phys.* **17**, 778 (2016).
- [754] J. Cohen, W. C. Smith, M. H. Devoret, and M. Mirrahimi, “Degeneracy-Preserving Quantum Nondemolition Measurement of Parity-Type Observables for Cat Qubits,” *Phys. Rev. Lett.* **119**, 060503 (2017), [arXiv:1611.01219](#).
- [755] Y. Shalibo, R. Resh, O. Fogel, D. Shwa, R. Bialczak, J. M. Martinis, and N. Katz, “Direct Wigner Tomography of a Superconducting Anharmonic Oscillator,” *Phys. Rev. Lett.* **110**, 100404 (2013), [arXiv:1208.2441](#).
- [756] P. Campagne-Ibarcq, L. Bretheau, E. Flurin, A. Auffèves, F. Mallet, and B. Huard, “Observing Interferences between Past and Future Quantum States in Resonance Fluorescence,” *Phys. Rev. Lett.* **112**, 180402 (2014), [arXiv:1311.5605](#).
- [757] D. M. Toyli, A. W. Eddins, S. Boutin, S. Puri, D. Hover, V. Bolkhovskiy, W. D. Oliver, A. Blais, and I. Siddiqi, “Resonance Fluorescence from an Artificial Atom in Squeezed Vacuum,” *Phys. Rev. X* **6**, 031004 (2016), [arXiv:1602.03240](#).
- [758] C. N. Cohen-Tannoudji, “The Autler-Townes effect revisited,” in *Amaz. Light* (Springer, 1996) pp. 109–123.
- [759] S. E. Harris, J. E. Field, and A. Imamoglu, “Nonlinear optical processes using electromagnetically induced transparency,” *Phys. Rev. Lett.* **64**, 1107 (1990).
- [760] K. Boller, A. Imamoglu, and S. E. Harris, “Observation of electromagnetically induced transparency,” *Phys. Rev. Lett.* **66**, 2593 (1991).
- [761] S. E. Harris, “Electromagnetically Induced Transparency,” *Phys. Today* **50**, 36 (1997).
- [762] M. Fleischhauer, A. Imamoglu, and J. P. Marangos, “Electromagnetically induced transparency: Optics in coherent media,” *Rev. Mod. Phys.* **77**, 633 (2005).
- [763] J. P. Marangos, “Electromagnetically induced transparency,” *J. Mod. Opt.* **45**, 471 (1998).
- [764] H. Wang, X. Gu, Y.-X. Liu, A. Miranowicz, and F. Nori, “Optomechanical analog of two-color electromagnetically induced transparency: Photon transmission through an optomechanical device with a two-level system,” *Phys. Rev. A* **90**, 023817 (2014), [arXiv:1402.2764](#).
- [765] T. Y. Abi-Salloum, “Electromagnetically induced transparency and Autler-Townes splitting: Two similar but distinct phenomena in two categories of three-level atomic systems,” *Phys. Rev. A* **81**, 053836 (2010).
- [766] P. M. Anisimov, J. P. Dowling, and B. C. Sanders, “Objectively Discerning Autler-Townes Splitting from Electromagnetically Induced Transparency,” *Phys. Rev. Lett.* **107**, 163604 (2011), [arXiv:1102.0546](#).
- [767] U. Fano, “Effects of Configuration Interaction on Intensities and Phase Shifts,” *Phys. Rev.* **124**, 1866 (1961).
- [768] A. Imamoglu and S. E. Harris, “Lasers without inversion: interference of dressed lifetime-broadened states,” *Opt. Lett.* **14**, 1344 (1989).
- [769] L. Giner, L. Veissier, B. Sparkes, A. S. Sheremet, A. Nicolas, O. Mishina, M. Scherman, S. Burks, I. Shomroni, D. Kupriyanov, P. Lam, E. Giacobino, and J. Laurat, “Experimental investigation of the transition between Autler-Townes splitting and electromagnetically-induced-transparency models,” *Phys. Rev. A* **87**, 013823 (2013), [arXiv:1206.5921](#).
- [770] B. Peng, S. K. Özdemir, W. Chen, F. Nori, and L. Yang, “What is and what is not electromagnetically induced transparency in whispering-gallery microcavities,” *Nat. Commun.* **5**, 5082 (2014), [arXiv:1404.5941](#).
- [771] H. Lee, Y. Rostovtsev, and M. O. Scully, “Asymmetries between absorption and stimulated emission in driven three-level systems,” *Phys. Rev. A* **62**, 063804 (2000).
- [772] G. S. Agarwal, “Nature of the quantum interference in electromagnetic-field-induced control of absorption,” *Phys. Rev. A* **55**, 2467 (1997).
- [773] P. Anisimov and O. Kocharovskaya, “Decaying-dressed-state analysis of a coherently driven three-level Λ system,” *J. Mod. Opt.* **55**, 3159 (2008).
- [774] K. Murali, Z. Dutton, W. Oliver, D. Crankshaw, and T. Orlando, “Probing Decoherence with Electromagnetically Induced Transparency in Superconductive Quantum Circuits,” *Phys. Rev. Lett.* **93**, 087003 (2004), [arXiv:cond-mat/0311471](#).
- [775] Z. Dutton, K. V. R. M. Murali, W. D. Oliver, and T. P. Orlando, “Electromagnetically in-

- duced transparency in superconducting quantum circuits: Effects of decoherence, tunneling, and multilevel crosstalk,” *Phys. Rev. B* **73**, 104516 (2006), [arXiv:cond-mat/0604104](#).
- [776] H. Ian, Y.-X. Liu, and F. Nori, “Tunable electromagnetically induced transparency and absorption with dressed superconducting qubits,” *Phys. Rev. A* **81**, 063823 (2010), [arXiv:0912.0089](#).
 - [777] J. Li, G. S. Paraoanu, K. Cicak, F. Altomare, J. I. Park, R. W. Simmonds, M. A. Sillanpää, and P. J. Hakonen, “Decoherence, Autler-Townes effect, and dark states in two-tone driving of a three-level superconducting system,” *Phys. Rev. B* **84**, 104527 (2011), [arXiv:1103.2223](#).
 - [778] X. Wang, H.-R. Li, D.-X. Chen, W.-X. Liu, and F.-L. Li, “Tunable electromagnetically induced transparency in a composite superconducting system,” *Opt. Commun.* **366**, 321 (2016).
 - [779] W. R. Kelly, Z. Dutton, J. Schlafer, B. Mookerji, T. A. Ohki, J. S. Kline, and D. P. Pappas, “Direct Observation of Coherent Population Trapping in a Superconducting Artificial Atom,” *Phys. Rev. Lett.* **104**, 163601 (2010), [arXiv:0912.3291](#).
 - [780] B. Suri, Z. K. Keane, R. Ruskov, L. S. Bishop, C. Tahan, S. Novikov, J. E. Robinson, F. C. Wellstood, and B. S. Palmer, “Observation of Autler-Townes effect in a dispersively dressed Jaynes-Cummings system,” *New J. Phys.* **15**, 125007 (2013).
 - [781] S. Novikov, J. E. Robinson, Z. K. Keane, B. Suri, F. C. Wellstood, and B. S. Palmer, “Autler-Townes splitting in a three-dimensional transmon superconducting qubit,” *Phys. Rev. B* **88**, 060503 (2013), [arXiv:1308.0520](#).
 - [782] H. K. Xu, C. Song, W. Y. Liu, G. M. Xue, F. F. Su, H. Deng, Y. Tian, D. N. Zheng, S. Han, Y. P. Zhong, H. Wang, Y.-X. Liu, and S. P. Zhao, “Coherent population transfer between uncoupled or weakly coupled states in ladder-type superconducting qutrits,” *Nat. Commun.* **7**, 11018 (2016), [arXiv:1508.01849](#).
 - [783] S. Novikov, T. Sweeney, J. E. Robinson, S. P. Premaratne, B. Suri, F. C. Wellstood, and B. S. Palmer, “Raman coherence in a circuit quantum electrodynamics lambda system,” *Nat. Phys.* **12**, 75 (2016).
 - [784] Q.-C. Liu, T.-F. Li, X.-Q. Luo, H. Zhao, W. Xiong, Y.-S. Zhang, Z. Chen, J. S. Liu, W. Chen, F. Nori, J. S. Tsai, and J. Q. You, “Method for identifying electromagnetically induced transparency in a tunable circuit quantum electrodynamics system,” *Phys. Rev. A* **93**, 053838 (2016), [arXiv:1605.08832](#).
 - [785] X. Gu, S.-N. Huai, F. Nori, and Y.-X. Liu, “Polariton states in circuit QED for electromagnetically induced transparency,” *Phys. Rev. A* **93**, 063827 (2016), [arXiv:1601.05148](#).
 - [786] J. Long, H. S. Ku, X. Wu, X. Gu, R. E. Lake, M. Bal, Y.-X. Liu, and D. P. Pappas, “Electromagnetically induced transparency in circuit QED with nested polariton states,” (2017), [arXiv:1704.08777](#).
 - [787] J. E. Field, “Vacuum-Rabi-splitting-induced transparency,” *Phys. Rev. A* **47**, 5064 (1993).
 - [788] H. Tanji-Suzuki, W. Chen, R. Landig, J. Simon, and V. Vuletic, “Vacuum-Induced Transparency,” *Science* **333**, 1266 (2011), [arXiv:1107.3999](#).
 - [789] Z. H. Peng, J. H. Ding, Y. Zhou, L. L. Ying, Z. Wang, L. Zhou, L. M. Kuang, Y.-X. Liu, O. Astafiev, and J. S. Tsai, “Vacuum induced Autler-Townes splitting in a superconducting artificial atom,” (2017), [arXiv:1705.11118](#).
 - [790] G. Nikoghosyan and M. Fleischhauer, “Photon-Number Selective Group Delay in Cavity Induced Transparency,” *Phys. Rev. Lett.* **105**, 013601 (2010), [arXiv:0910.1900](#).
 - [791] J.-H. Ding, S.-N. Huai, H. Ian, and Y.-X. Liu, “Vacuum induced transparency and photon number resolved Autler-Townes splitting in a three-level system,” (2017), [arXiv:1707.02707](#).
 - [792] D. Leibfried, R. Blatt, C. Monroe, and D. Wineland, “Quantum dynamics of single trapped ions,” *Rev. Mod. Phys.* **75**, 281 (2003).
 - [793] R. Blatt and D. Wineland, “Entangled states of trapped atomic ions,” *Nature* **453**, 1008 (2008).
 - [794] R. Blatt and C. F. Roos, “Quantum simulations with trapped ions,” *Nat. Phys.* **8**, 277 (2012).
 - [795] Y.-X. Liu, L. F. Wei, J. R. Johansson, J. S. Tsai, and F. Nori, “Superconducting qubits can be coupled and addressed as trapped ions,” *Phys. Rev. B* **76**, 144518 (2007), [arXiv:cond-mat/0509236v4](#).
 - [796] D. Gunnarsson, J. Tuorila, A. Paila, J. Sarkar, E. Thuneberg, Y. Makhlin, and P. Hakonen, “Vibronic Spectroscopy of an Artificial Molecule,” *Phys. Rev. Lett.* **101**, 256806 (2008), [arXiv:0805.1633](#).
 - [797] A. Wallraff, D. Schuster, A. Blais, J. Gambetta, J. Schreier, L. Frunzio, M. Devoret, S. Girvin, and R. Schoelkopf, “Sideband Transitions and Two-Tone Spectroscopy of a Superconducting Qubit Strongly Coupled to an On-Chip Cavity,” *Phys. Rev. Lett.* **99**, 050501 (2007), [arXiv:cond-mat/0703632](#).
 - [798] P. J. Leek, S. Filipp, P. Maurer, M. Baur, R. Bianchetti, J. M. Fink, M. Göppl, L. Steffen, and

- A. Wallraff, “Using sideband transitions for two-qubit operations in superconducting circuits,” *Phys. Rev. B* **79**, 180511 (2009), [arXiv:0812.2678](#).
- [799] F. Beaudoin, M. P. da Silva, Z. Dutton, and A. Blais, “First-order sidebands in circuit QED using qubit frequency modulation,” *Phys. Rev. A* **86**, 022305 (2012), [arXiv:1208.1946](#).
- [800] J. D. Strand, M. Ware, F. Beaudoin, T. A. Ohki, B. R. Johnson, A. Blais, and B. L. T. Plourde, “First-order sideband transitions with flux-driven asymmetric transmon qubits,” *Phys. Rev. B* **87**, 220505 (2013), [arXiv:1301.0535](#).
- [801] F. W. Strauch, “All-Resonant Control of Superconducting Resonators,” *Phys. Rev. Lett.* **109**, 210501 (2012), [arXiv:1208.3657](#).
- [802] S. Saito, M. Thorwart, H. Tanaka, M. Ueda, H. Nakano, K. Semba, and H. Takayanagi, “Multiphoton Transitions in a Macroscopic Quantum Two-State System,” *Phys. Rev. Lett.* **93**, 037001 (2004).
- [803] S. Saito, T. Meno, M. Ueda, H. Tanaka, K. Semba, and H. Takayanagi, “Parametric Control of a Superconducting Flux Qubit,” *Phys. Rev. Lett.* **96**, 107001 (2006).
- [804] A. Wallraff, T. Duty, A. Lukashenko, and A. Ustinov, “Multiphoton Transitions between Energy Levels in a Current-Biased Josephson Tunnel Junction,” *Phys. Rev. Lett.* **90**, 037003 (2003), [arXiv:cond-mat/0206227](#).
- [805] V. I. Shnyrkov, T. Wagner, D. Born, S. N. Shevchenko, W. Krech, a. N. Omelyanchouk, E. Il’ichev, and H. G. Meyer, “Multiphoton transitions between energy levels in a phase-biased Cooper-pair box,” *Phys. Rev. B* **73**, 024506 (2006), [arXiv:cond-mat/0507583](#).
- [806] S. Ashhab, J. R. Johansson, A. M. Zagorin, and F. Nori, “Two-level systems driven by large-amplitude fields,” *Phys. Rev. A* **75**, 063414 (2007), [arXiv:quant-ph/0702032](#).
- [807] W. D. Oliver and S. O. Valenzuela, “Large-amplitude driving of a superconducting artificial atom,” *Quantum Inf. Process.* **8**, 261 (2009), [arXiv:0906.0185](#).
- [808] S. Shevchenko, S. Ashhab, and F. Nori, “Landau-Zener-Stückelberg interferometry,” *Phys. Rep.* **492**, 1 (2010).
- [809] S. N. Shevchenko, A. N. Omelyanchouk, and E. Il’ichev, “Multiphoton transitions in Josephson-junction qubits (Review Article),” *Low Temp. Phys.* **38**, 283 (2012), [arXiv:1205.0696](#).
- [810] S. N. Shevchenko, S. Ashhab, and F. Nori, “Inverse Landau-Zener-Stückelberg problem for qubit-resonator systems,” *Phys. Rev. B* **85**, 094502 (2012), [arXiv:1110.3588](#).
- [811] Z. Sun, J. Ma, X. Wang, and F. Nori, “Photon-assisted Landau-Zener transition: Role of coherent superposition states,” *Phys. Rev. A* **86**, 012107 (2012), [arXiv:1204.3381](#).
- [812] J. Stehlik, Y. Dovzhenko, J. R. Petta, J. R. Johansson, F. Nori, H. Lu, and A. C. Gossard, “Landau-Zener-Stückelberg interferometry of a single electron charge qubit,” *Phys. Rev. B* **86**, 121303 (2012), [arXiv:1205.6173](#).
- [813] W. D. Oliver, Y. Yu, J. C. Lee, K. K. Berggren, L. S. Levitov, and T. P. Orlando, “Mach-Zehnder Interferometry in a Strongly Driven Superconducting Qubit,” *Science* **310**, 1653 (2005), [arXiv:cond-mat/0512691v1](#).
- [814] M. Sillanpää, T. Lehtinen, A. Paila, Y. Makhlin, and P. Hakonen, “Continuous-Time Monitoring of Landau-Zener Interference in a Cooper-Pair Box,” *Phys. Rev. Lett.* **96**, 187002 (2006).
- [815] A. Izmalkov, S. H. W. van der Ploeg, S. N. Shevchenko, M. Grajcar, E. Il’ichev, U. Hübner, A. N. Omelyanchouk, and H.-G. Meyer, “Consistency of Ground State and Spectroscopic Measurements on Flux Qubits,” *Phys. Rev. Lett.* **101**, 017003 (2008), [arXiv:0808.3901](#).
- [816] J. Leppäkangas, S. E. de Graaf, A. Adamyan, M. Fogelström, A. V. Danilov, T. Lindström, S. E. Kubatkin, and G. Johansson, “Effects of quasiparticle tunnelling in a circuit-QED realization of a strongly driven two-level system,” *J. Phys. B At. Mol. Opt. Phys.* **46**, 224019 (2013), [arXiv:1306.4200](#).
- [817] P. Neilinger, S. N. Shevchenko, J. Bogár, M. Rehák, G. Oelsner, D. S. Karpov, U. Hübner, O. Astafiev, M. Grajcar, and E. Il’ichev, “Landau-Zener-Stückelberg-Majorana lasing in circuit quantum electrodynamics,” *Phys. Rev. B* **94**, 094519 (2016), [arXiv:1603.00245](#).
- [818] A. M. Satanin, M. V. Denisenko, A. I. Gelman, and F. Nori, “Amplitude and phase effects in Josephson qubits driven by a biharmonic electromagnetic field,” *Phys. Rev. B* **90**, 104516 (2014), [arXiv:1305.4800](#).
- [819] A. M. Satanin, M. V. Denisenko, S. Ashhab, and F. Nori, “Amplitude spectroscopy of two coupled qubits,” *Phys. Rev. B* **85**, 184524 (2012), [arXiv:1201.1901](#).
- [820] N. Hatakenaka and S. Kurihara, “Josephson micromaser,” *Czechoslov. J. Phys.* **46**, 2311 (1996).
- [821] N. Hatakenaka and S. Kurihara, “Josephson cascade micromaser,” *Phys. Rev. A* **54**, 1729 (1996).
- [822] O. V. Zhirov and D. L. Shepelyansky, “Synchronization and Bistability of a Qubit Coupled to a Driven Dissipative Oscillator,” *Phys. Rev. Lett.* **100**, 014101 (2008), [arXiv:0710.1967](#).

- [823] M. Marthaler, G. Schön, and A. Shnirman, “Photon-Number Squeezing in Circuit Quantum Electrodynamics,” *Phys. Rev. Lett.* **101**, 147001 (2008), [arXiv:0802.0304](#).
- [824] M. Marthaler, J. Leppäkangas, and J. H. Cole, “Lasing, trapping states, and multistability in a circuit quantum electrodynamical analog of a single-atom injection maser,” *Phys. Rev. B* **83**, 180505 (2011).
- [825] W. Z. Jia, L. F. Wei, and Z. D. Wang, “Tunable one-dimensional microwave emissions from cyclic-transition three-level artificial atoms,” *Phys. Rev. A* **83**, 023811 (2011), [arXiv:1010.6159](#).
- [826] C. Navarrete-Benlloch, J. J. García-Ripoll, and D. Porras, “Inducing Nonclassical Lasing via Periodic Drivings in Circuit Quantum Electrodynamics,” *Phys. Rev. Lett.* **113**, 193601 (2014), [arXiv:1402.0374](#).
- [827] D. M. Berns, M. S. Rudner, S. O. Valenzuela, K. K. Berggren, W. D. Oliver, L. S. Levitov, and T. P. Orlando, “Amplitude spectroscopy of a solid-state artificial atom,” *Nature* **455**, 51 (2008), [arXiv:0805.1552](#).
- [828] Y. Mu and C. M. Savage, “One-atom lasers,” *Phys. Rev. A* **46**, 5944 (1992).
- [829] J. McKeever, A. Boca, A. D. Boozer, J. R. Buck, and H. J. Kimble, “Experimental realization of a one-atom laser in the regime of strong coupling,” *Nature* **425**, 268 (2003).
- [830] D. A. Rodrigues, J. Imbers, and A. D. Armour, “Quantum Dynamics of a Resonator Driven by a Superconducting Single-Electron Transistor: A Solid-State Analogue of the Micromaser,” *Phys. Rev. Lett.* **98**, 067204 (2007), [arXiv:cond-mat/0608166](#).
- [831] S. André, V. Brosco, A. Shnirman, and G. Schön, “Phase diffusion and locking in single-qubit lasers,” *Phys. Rev. A* **79**, 53848 (2009), [arXiv:0807.4607](#).
- [832] S. André, V. Brosco, M. Marthaler, A. Shnirman, and G. Schön, “Few-qubit lasing in circuit QED,” *Phys. Scr.* **T137**, 14016 (2009), [arXiv:0908.4227](#).
- [833] S. André, P.-Q. Jin, V. Brosco, J. H. Cole, A. Romito, A. Shnirman, and G. Schön, “Single-qubit lasing in the strong-coupling regime,” *Phys. Rev. A* **82**, 53802 (2010), [arXiv:1008.2611](#).
- [834] F. Chen, J. Li, A. D. Armour, E. Brahim, J. Stettenheim, A. J. Sirois, R. W. Simmonds, M. P. Blencowe, and A. J. Rimberg, “Realization of a single-Cooper-pair Josephson laser,” *Phys. Rev. B* **90**, 20506 (2014), [arXiv:1311.2042](#).
- [835] D. J. Wineland, J. Dalibard, and C. Cohen-Tannoudji, “Sisyphus cooling of a bound atom,” *J. Opt. Soc. Am. B* **9**, 32 (1992).
- [836] M. Grajcar, S. H. W. van der Ploeg, A. Izmalkov, E. Il’ichev, H.-G. Meyer, A. Fedorov, A. Shnirman, and G. Schön, “Sisyphus cooling and amplification by a superconducting qubit,” *Nat. Phys.* **4**, 612 (2008), [arXiv:0708.0665](#).
- [837] F. Nori, “Atomic physics with a circuit,” *Nat. Phys.* **4**, 589 (2008).
- [838] P. Zhang, Y. D. Wang, and C. P. Sun, “Cooling Mechanism for a Nanomechanical Resonator by Periodic Coupling to a Cooper Pair Box,” *Phys. Rev. Lett.* **95**, 097204 (2005).
- [839] J. C. Skinner, H. Prance, P. B. Stiffell, and R. J. Prance, “Sisyphus Effects in a Microwave-Excited Flux-Qubit Resonator System,” *Phys. Rev. Lett.* **105**, 257002 (2010).
- [840] A. Naik, O. Buu, M. D. LaHaye, A. D. Armour, A. A. Clerk, M. P. Blencowe, and K. C. Schwab, “Cooling a nanomechanical resonator with quantum back-action,” *Nature* **443**, 193 (2006), [arXiv:cond-mat/0609297](#).
- [841] S. O. Valenzuela, W. D. Oliver, D. M. Berns, K. K. Berggren, L. S. Levitov, and T. P. Orlando, “Microwave-Induced Cooling of a Superconducting Qubit,” *Science* **314**, 1589 (2006).
- [842] I. Chiorescu, “Microwave Cooling of an Artificial Atom,” *Science* **314**, 1549 (2006).
- [843] J. Hauss, A. Fedorov, S. André, V. Brosco, C. Hutter, R. Kothari, S. Yeshwanth, A. Shnirman, and G. Schön, “Dissipation in circuit quantum electrodynamics: lasing and cooling of a low-frequency oscillator,” *New J. Phys.* **10**, 095018 (2008), [arXiv:0806.1298](#).
- [844] J. Hauss, A. Fedorov, C. Hutter, A. Shnirman, and G. Schön, “Single-qubit lasing and cooling at the Rabi frequency,” *Phys. Rev. Lett.* **100**, 037003 (2008), [arXiv:cond-mat/0701041](#).
- [845] G. Oelsner, P. Macha, O. Astafiev, E. Il’ichev, M. Grajcar, U. Hübner, B. Ivanov, P. Neilinger, and H.-G. Meyer, “Dressed-State Amplification by a Single Superconducting Qubit,” *Phys. Rev. Lett.* **110**, 053602 (2013), [arXiv:1205.3017](#).
- [846] P. Neilinger, M. Reháč, M. Grajcar, G. Oelsner, U. Hübner, and E. Il’ichev, “Two-photon lasing by a superconducting qubit,” *Phys. Rev. B* **91**, 104516 (2015), [arXiv:1501.01543](#).
- [847] J. Mompert and R. Corbalán, “Lasing without inversion,” *J. Opt. B Quantum Semiclassical Opt.* **2**, R7 (2000).
- [848] F. Y. Wu, S. Ezekiel, M. Ducloy, and B. R. Mollow, “Observation of amplification in a strongly driven two-level atomic system at optical frequencies,” *Phys. Rev. Lett.* **38**, 1077 (1977).
- [849] G. Khitrova, J. F. Valley, and H. M. Gibbs, “Gain-feedback approach to optical instabilities in

- sodium vapor,” *Phys. Rev. Lett.* **60**, 1126 (1988).
- [850] S. N. Shevchenko, G. Oelsner, Y. S. Greenberg, P. Macha, D. S. Karpov, M. Grajcar, U. Hübner, A. N. Omelyanchouk, and E. Il’ichev, “Amplification and attenuation of a probe signal by doubly dressed states,” *Phys. Rev. B* **89**, 184504 (2014), [arXiv:1309.2619](#).
 - [851] M. Marthaler, Y. Utsumi, D. S. Golubev, A. Shnirman, and G. Schön, “Lasing without inversion in circuit quantum electrodynamics,” *Phys. Rev. Lett.* **107**, 093901 (2011), [arXiv:1012.3557](#).
 - [852] P. Y. Wen, A. F. Kockum, H. Ian, J. C. Chen, F. Nori, and I.-C. Hoi, “Reflective amplification without population inversion from a strongly driven superconducting qubit,” (2017), [arXiv:1707.06400](#).
 - [853] B. R. Mollow, “Stimulated Emission and Absorption near Resonance for Driven Systems,” *Phys. Rev. A* **5**, 2217 (1972).
 - [854] H. Friedmann and A. D. Wilson-Gordon, “Dispersion profiles of the absorptive response of a two-level system interacting with two intense fields,” *Phys. Rev. A* **36**, 1333 (1987).
 - [855] J. Ma, X. Wang, C. P. Sun, and F. Nori, “Quantum spin squeezing,” *Phys. Rep.* **509**, 89 (2011), [arXiv:1011.2978](#).
 - [856] V. V. Dodonov, “‘Nonclassical’ states in quantum optics: a ‘squeezed’ review of the first 75 years,” *J. Opt. B Quantum Semiclassical Opt.* **4**, R1 (2002).
 - [857] C. W. Gardiner, “Inhibition of atomic phase decays by squeezed light: A direct effect of squeezing,” *Phys. Rev. Lett.* **56**, 1917 (1986).
 - [858] B. Yurke, P. G. Kaminsky, R. E. Miller, E. A. Whittaker, A. D. Smith, A. H. Silver, and R. W. Simon, “Observation of 4.2-K equilibrium-noise squeezing via a Josephson-parametric amplifier,” *Phys. Rev. Lett.* **60**, 764 (1988).
 - [859] B. Yurke, L. R. Corruccini, P. G. Kaminsky, L. W. Rupp, A. D. Smith, A. H. Silver, R. W. Simon, and E. A. Whittaker, “Observation of parametric amplification and deamplification in a Josephson parametric amplifier,” *Phys. Rev. A* **39**, 2519 (1989).
 - [860] X. Hu, *Quantum Fluctuations in Condensed Matter Systems: Squeezed states in phonons and Josephson junctions*, Ph.D. thesis, University of Michigan (1996).
 - [861] M. J. Everitt, T. D. Clark, P. B. Stiffell, A. Vourdas, J. F. Ralph, R. J. Prance, and H. Prance, “Superconducting analogs of quantum optical phenomena: Macroscopic quantum superpositions and squeezing in a superconducting quantum-interference device ring,” *Phys. Rev. A* **69**, 043804 (2004), [arXiv:quant-ph/0307175v4](#).
 - [862] A. M. Zagoskin, E. Il’ichev, M. W. McCutcheon, J. F. Young, and F. Nori, “Controlled Generation of Squeezed States of Microwave Radiation in a Superconducting Resonant Circuit,” *Phys. Rev. Lett.* **101**, 253602 (2008).
 - [863] A. M. Zagoskin, S. Savel’ev, F. Nori, and F. V. Kusmartsev, “Squeezing as the source of inefficiency in the quantum Otto cycle,” *Phys. Rev. B* **86**, 014501 (2012), [arXiv:1205.0031](#).
 - [864] K. Moon and S. M. Girvin, “Theory of Microwave Parametric Down-Conversion and Squeezing Using Circuit QED,” *Phys. Rev. Lett.* **95**, 140504 (2005), [arXiv:cond-mat/0509570v1](#).
 - [865] J. Zhang, Y.-X. Liu, and F. Nori, “Cooling and squeezing the fluctuations of a nanomechanical beam by indirect quantum feedback control,” *Phys. Rev. A* **79**, 052102 (2009), [arXiv:0902.2526](#).
 - [866] M. Elliott and E. Ginossar, “Enhancement and state tomography of a squeezed vacuum with circuit quantum electrodynamics,” *Phys. Rev. A* **92**, 013826 (2015), [arXiv:1501.01009](#).
 - [867] T. Ojanen and J. Salo, “Possible scheme for on-chip element for squeezed microwave generation,” *Phys. Rev. B* **75**, 184508 (2007).
 - [868] A. Kronwald, F. Marquardt, and A. A. Clerk, “Arbitrarily large steady-state bosonic squeezing via dissipation,” *Phys. Rev. A* **88**, 063833 (2013), [arXiv:1307.5309v1](#).
 - [869] N. Didier, F. Qassemi, and A. Blais, “Perfect squeezing by damping modulation in circuit quantum electrodynamics,” *Phys. Rev. A* **89**, 013820 (2014), [arXiv:1307.5311](#).
 - [870] D. Porras and J. J. García-Ripoll, “Shaping an itinerant quantum field into a multimode squeezed vacuum by dissipation,” *Phys. Rev. Lett.* **108**, 43602 (2012).
 - [871] A. L. Grimsmo and A. Blais, “Squeezing and quantum state engineering with Josephson travelling wave amplifiers,” *npj Quantum Inf.* **3**, 20 (2017), [arXiv:1607.07908](#).
 - [872] M. Boissonneault, A. C. Doherty, F. R. Ong, P. Bertet, D. Vion, D. Esteve, and A. Blais, “Superconducting qubit as a probe of squeezing in a nonlinear resonator,” *Phys. Rev. A* **89**, 022324 (2014).
 - [873] F. R. Ong, M. Boissonneault, F. Mallet, A. C. Doherty, A. Blais, D. Vion, D. Esteve, and P. Bertet, “Quantum heating of a nonlinear resonator probed by a superconducting qubit,” *Phys. Rev. Lett.* **110**, 047001 (2013), [arXiv:1210.3472](#).
 - [874] M. A. Castellanos-Beltran, K. D. Irwin, G. C. Hilton, L. R. Vale, and K. W. Lehnert, “Ampli-

- fication and squeezing of quantum noise with a tunable Josephson metamaterial,” *Nat. Phys.* **4**, 929 (2008), [arXiv:0806.0659](#).
- [875] L. Zhong, E. P. Menzel, R. Di Candia, P. Eder, M. Ihmig, A. Baust, M. Haeberlein, E. Hoffmann, K. Inomata, T. Yamamoto, Y. Nakamura, E. Solano, F. Deppe, A. Marx, and R. Gross, “Squeezing with a flux-driven Josephson parametric amplifier,” *New J. Phys.* **15**, 125013 (2013), [arXiv:1307.7285](#).
 - [876] K. W. Murch, S. J. Weber, K. M. Beck, E. Ginossar, and I. Siddiqi, “Reduction of the radiative decay of atomic coherence in squeezed vacuum,” *Nature* **499**, 62 (2013), [arXiv:1301.6276](#).
 - [877] S. Barzanjeh, D. P. DiVincenzo, and B. M. Terhal, “Dispersive qubit measurement by interferometry with parametric amplifiers,” *Phys. Rev. B* **90**, 134515 (2014), [arXiv:1407.3059v1](#).
 - [878] L. Tian and H. Carmichael, “Quantum trajectory simulations of two-state behavior in an optical cavity containing one atom,” *Phys. Rev. A* **46**, R6801 (1992).
 - [879] W. Leoński and R. Tanaś, “Possibility of producing the one-photon state in a kicked cavity with a nonlinear Kerr medium,” *Phys. Rev. A* **49**, R20 (1994).
 - [880] A. Miranowicz, W. Leoński, S. Dyrting, and R. Tanaś, “Quantum state engineering in finite-dimensional Hilbert space,” *Acta Phys. Slov.* **46**, 451 (1996).
 - [881] A. Imamoglu, H. Schmidt, G. Woods, and M. Deutsch, “Strongly Interacting Photons in a Nonlinear Cavity,” *Phys. Rev. Lett.* **79**, 1467 (1997).
 - [882] X. Wang, A. Miranowicz, H.-R. Li, and F. Nori, “Multiple-output microwave single-photon source using superconducting circuits with longitudinal and transverse couplings,” *Phys. Rev. A* **94**, 053858 (2016), [arXiv:1607.08730](#).
 - [883] A. Miranowicz, M. Bartkowiak, X. Wang, Y.-X. Liu, and F. Nori, “Testing nonclassicality in multimode fields: A unified derivation of classical inequalities,” *Phys. Rev. A* **82**, 013824 (2010), [arXiv:1004.3182](#).
 - [884] X. T. Zou and L. Mandel, “Photon-antibunching and sub-Poissonian photon statistics,” *Phys. Rev. A* **41**, 475 (1990).
 - [885] A. Faraon, I. Fushman, D. Englund, N. Stoltz, P. Petroff, and J. Vučković, “Coherent generation of non-classical light on a chip via photon-induced tunnelling and blockade,” *Nat. Phys.* **4**, 859 (2008), [arXiv:0804.2740](#).
 - [886] A. J. Hoffman, S. J. Srinivasan, S. Schmidt, L. Spietz, J. Aumentado, H. E. Türeci, and A. A. Houck, “Dispersive Photon Blockade in a Superconducting Circuit,” *Phys. Rev. Lett.* **107**, 053602 (2011), [arXiv:1008.5158](#).
 - [887] Y.-X. Liu, X.-W. Xu, A. Miranowicz, and F. Nori, “From blockade to transparency: Controllable photon transmission through a circuit-QED system,” *Phys. Rev. A* **89**, 043818 (2014), [arXiv:1203.6419](#).
 - [888] H. J. Carmichael, “Breakdown of Photon Blockade: A Dissipative Quantum Phase Transition in Zero Dimensions,” *Phys. Rev. X* **5**, 031028 (2015).
 - [889] J. M. Fink, A. Dombi, A. Vukics, A. Wallraff, and P. Domokos, “Observation of the Photon-Blockade Breakdown Phase Transition,” *Phys. Rev. X* **7**, 011012 (2017), [arXiv:1607.04892](#).
 - [890] W. Leoński, “Fock states in a Kerr medium with parametric pumping,” *Phys. Rev. A* **54**, 3369 (1996).
 - [891] W. Leoński, “Finite-dimensional coherent-state generation and quantum-optical nonlinear oscillator models,” *Phys. Rev. A* **55**, 3874 (1997).
 - [892] S. S. Shamlilov, A. S. Parkins, M. J. Collett, and H. J. Carmichael, “Multi-photon blockade and dressing of the dressed states,” *Opt. Commun.* **283**, 766 (2010).
 - [893] A. Miranowicz, W. Leoński, and N. Imoto, “Quantum-Optical States in Finite-Dimensional Hilbert Space. I. General Formalism,” *Adv. Chem. Phys.* **119(I)**, 155 (2001), [arXiv:quant-ph/0108080](#).
 - [894] W. Leoński and A. Miranowicz, “Quantum-Optical States in Finite-Dimensional Hilbert Space. II. State Generation,” *Adv. Chem. Phys.* **119(I)**, 195 (2001), [arXiv:quant-ph/0110146](#).
 - [895] A. Miranowicz, M. Paprzycka, Y.-X. Liu, J. Bajer, and F. Nori, “Two-photon and three-photon blockades in driven nonlinear systems,” *Phys. Rev. A* **87**, 023809 (2013), [arXiv:1212.4365](#).
 - [896] A. Miranowicz, J. Bajer, M. Paprzycka, Y.-X. Liu, A. M. Zagorskin, and F. Nori, “State-dependent photon blockade via quantum-reservoir engineering,” *Phys. Rev. A* **90**, 033831 (2014), [arXiv:1407.5779](#).
 - [897] G. H. Hovsepyan, A. R. Shahinyan, and G. Y. Kryuchkian, “Multiphoton blockades in pulsed regimes beyond stationary limits,” *Phys. Rev. A* **90**, 013839 (2014), [arXiv:1406.1057](#).
 - [898] H. Wang, X. Gu, Y.-X. Liu, A. Miranowicz, and F. Nori, “Tunable photon blockade in a hybrid system consisting of an optomechanical device coupled to a two-level system,” *Phys. Rev. A* **92**,

- 033806 (2015), [arXiv:1506.03858](#).
- [899] A. Miranowicz, J. Bajer, N. Lambert, Y.-X. Liu, and F. Nori, “Tunable multiphonon blockade in coupled nanomechanical resonators,” *Phys. Rev. A* **93**, 013808 (2016), [arXiv:1506.08622](#).
 - [900] C. Hamsen, K. N. Tolazzi, T. Wilk, and G. Rempe, “Two-Photon Blockade in an Atom-Driven Cavity QED System,” *Phys. Rev. Lett.* **118**, 133604 (2017), [arXiv:1608.01571](#).
 - [901] Z.-P. Liu, H. Wang, J. Zhang, Y.-X. Liu, R.-B. Wu, C.-W. Li, and F. Nori, “Feedback-induced nonlinearity and superconducting on-chip quantum optics,” *Phys. Rev. A* **88**, 063851 (2013), [arXiv:1309.3208](#).
 - [902] W. Leoński and A. Miranowicz, “Kerr nonlinear coupler and entanglement,” *J. Opt. B Quantum Semiclassical Opt.* **6**, S37 (2004), [arXiv:0408024 \[quant-ph\]](#).
 - [903] A. Miranowicz and W. Leoński, “Two-mode optical state truncation and generation of maximally entangled states in pumped nonlinear couplers,” *J. Phys. B At. Mol. Opt. Phys.* **39**, 1683 (2006), [arXiv:0603149 \[quant-ph\]](#).
 - [904] T. C. H. Liew and V. Savona, “Single Photons from Coupled Quantum Modes,” *Phys. Rev. Lett.* **104**, 183601 (2010), [arXiv:1002.4341](#).
 - [905] S. Ferretti, L. C. Andreani, H. E. Türeci, and D. Gerace, “Photon correlations in a two-site nonlinear cavity system under coherent drive and dissipation,” *Phys. Rev. A* **82**, 13841 (2010), [arXiv:1007.0384](#).
 - [906] M. Bamba, A. Imamoglu, I. Carusotto, and C. Ciuti, “Origin of strong photon antibunching in weakly nonlinear photonic molecules,” *Phys. Rev. A* **83**, 21802 (2011), [arXiv:1007.1605](#).
 - [907] M. Bamba and C. Ciuti, “Counter-polarized single-photon generation from the auxiliary cavity of a weakly nonlinear photonic molecule,” *Appl. Phys. Lett.* **99**, 171111 (2011), [arXiv:1108.5061](#).
 - [908] H. Flayac and V. Savona, “Input-output theory of the unconventional photon blockade,” *Phys. Rev. A* **88**, 33836 (2013), [arXiv:1307.3161](#).
 - [909] S. Ferretti, V. Savona, and D. Gerace, “Optimal antibunching in passive photonic devices based on coupled nonlinear resonators,” *New J. Phys.* **15**, 25012 (2013), [arXiv:1212.2552](#).
 - [910] X.-W. Xu and Y.-J. Li, “Antibunching photons in a cavity coupled to an optomechanical system,” *J. Phys. B At. Mol. Opt. Phys.* **46**, 35502 (2013), [arXiv:1204.3279](#).
 - [911] M.-A. Lemonde, N. Didier, and A. A. Clerk, “Antibunching and unconventional photon blockade with Gaussian squeezed states,” *Phys. Rev. A* **90**, 63824 (2014), [arXiv:1410.6510](#).
 - [912] H. Flayac and V. Savona, “Single photons from dissipation in coupled cavities,” *Phys. Rev. A* **94**, 013815 (2016), [arXiv:1512.05537](#).
 - [913] C. Eichler, Y. Salathe, J. Mlynek, S. Schmidt, and A. Wallraff, “Quantum limited amplification and entanglement in coupled nonlinear resonators,” *Phys. Rev. Lett.* **113**, 110502 (2014), [arXiv:1404.4643](#).
 - [914] N. Didier, S. Pugnetti, Y. M. Blanter, and R. Fazio, “Detecting phonon blockade with photons,” *Phys. Rev. B* **84**, 54503 (2011), [arXiv:1007.4714](#).
 - [915] Y.-X. Liu, A. Miranowicz, Y. B. Gao, J. Bajer, C. P. Sun, and F. Nori, “Qubit-induced phonon blockade as a signature of quantum behavior in nanomechanical resonators,” *Phys. Rev. A* **82**, 032101 (2010), [arXiv:0910.3066](#).
 - [916] X. Wang, A. Miranowicz, H. R. Li, and F. Nori, “Method for observing robust and tunable phonon blockade in a nanomechanical resonator coupled to a charge qubit,” *Phys. Rev. A* **93**, 63861 (2016), [arXiv:1603.07546](#).
 - [917] H. J. Carmichael, *An Open Systems Approach to Quantum Optics*, Lecture Notes in Physics Monographs, Vol. 18 (Springer Berlin Heidelberg, Berlin, Heidelberg, 1993).
 - [918] M. B. Plenio and P. L. Knight, “The quantum-jump approach to dissipative dynamics in quantum optics,” *Rev. Mod. Phys.* **70**, 101 (1998), [arXiv:quant-ph/9702007](#).
 - [919] H. M. Wiseman and G. J. Milburn, *Quantum Measurement and Control* (Cambridge University Press, 2009).
 - [920] J. C. Bergquist, R. G. Hulet, W. M. Itano, and D. J. Wineland, “Observation of Quantum Jumps in a Single Atom,” *Phys. Rev. Lett.* **57**, 1699 (1986).
 - [921] S. Peil and G. Gabrielse, “Observing the Quantum Limit of an Electron Cyclotron: QND Measurements of Quantum Jumps between Fock States,” *Phys. Rev. Lett.* **83**, 1287 (1999).
 - [922] S. Gleyzes, S. Kuhr, C. Guerlin, J. Bernu, S. Deléglise, U. Busk Hoff, M. Brune, J.-M. Raimond, and S. Haroche, “Quantum jumps of light recording the birth and death of a photon in a cavity,” *Nature* **446**, 297 (2007), [arXiv:quant-ph/0612031](#).
 - [923] C. Guerlin, J. Bernu, S. Deléglise, C. Sayrin, S. Gleyzes, S. Kuhr, M. Brune, J.-M. Raimond, and S. Haroche, “Progressive field-state collapse and quantum non-demolition photon counting,” *Nature* **448**, 889 (2007), [arXiv:0707.3880](#).

- [924] Y. Yu, S.-L. Zhu, G. Sun, X. Wen, N. Dong, J. Chen, P. Wu, and S. Han, “Quantum Jumps between Macroscopic Quantum States of a Superconducting Qubit Coupled to a Microscopic Two-Level System,” *Phys. Rev. Lett.* **101**, 157001 (2008), [arXiv:0807.0766](#).
- [925] U. Vool, I. M. Pop, K. Sliwa, B. Abdo, C. Wang, T. Brecht, Y. Y. Gao, S. Shankar, M. Hatridge, G. Catelani, M. Mirrahimi, L. Frunzio, R. J. Schoelkopf, L. I. Glazman, and M. H. Devoret, “Non-Poissonian Quantum Jumps of a Fluxonium Qubit due to Quasiparticle Excitations,” *Phys. Rev. Lett.* **113**, 247001 (2014), [arXiv:1406.1769](#).
- [926] M. Hatridge, S. Shankar, M. Mirrahimi, F. Schackert, K. Geerlings, T. Brecht, K. M. Sliwa, B. Abdo, L. Frunzio, S. M. Girvin, R. J. Schoelkopf, and M. H. Devoret, “Quantum Back-Action of an Individual Variable-Strength Measurement,” *Science* **339**, 178 (2013).
- [927] U. Vool, S. Shankar, S. O. Mundhada, N. Ofek, A. Narla, K. Sliwa, E. Zalts-Geller, Y. Liu, L. Frunzio, R. J. Schoelkopf, S. M. Girvin, and M. H. Devoret, “Continuous Quantum Nondestruction Measurement of the Transverse Component of a Qubit,” *Phys. Rev. Lett.* **117**, 133601 (2016), [arXiv:1605.08004](#).
- [928] S. Kielich, *Molecular Nonlinear Optics* (Nauka, Moscow, 1981).
- [929] Y. R. Shen, *The Principles of Nonlinear Optics* (Wiley, New York, 1984).
- [930] R. Boyd, *Nonlinear Optics*, 3rd ed. (Academic Press, 2008).
- [931] D. F. Walls and G. J. Milburn, *Quantum Optics*, SpringerLink: Springer e-Books (Springer, 2008).
- [932] P. K. Tien, “Parametric Amplification and Frequency Mixing in Propagating Circuits,” *J. Appl. Phys.* **29**, 1347 (1958).
- [933] C. Eichler, D. Bozyigit, C. Lang, M. Baur, L. Steffen, J. M. Fink, S. Filipp, and A. Wallraff, “Observation of two-mode squeezing in the microwave frequency domain,” *Phys. Rev. Lett.* **107**, 220503 (2011), [arXiv:1101.2136](#).
- [934] Z. H. Wang, C. P. Sun, and Y. Li, “Microwave degenerate parametric down-conversion with a single cyclic three-level system in a circuit-QED setup,” *Phys. Rev. A* **91**, 043801 (2015), [arXiv:1408.6696v1](#).
- [935] T. Niemczyk, F. Deppe, E. P. Menzel, M. J. Schwarz, H. Huebl, F. Hocke, M. Häberlein, M. Danner, E. Hoffmann, A. Baust, E. Solano, J. J. Garcia-Ripoll, A. Marx, and R. Gross, “Selection rules in a strongly coupled qubit-resonator system,” (2011), [arXiv:1107.0810](#).
- [936] P. C. de Groot, J. Lisenfeld, R. N. Schouten, S. Ashhab, A. Lupaşcu, C. J. P. M. Harmans, and J. E. Mooij, “Selective darkening of degenerate transitions demonstrated with two superconducting quantum bits,” *Nat. Phys.* **6**, 763 (2010), [arXiv:1008.1294](#).
- [937] F. Lecocq, I. M. Pop, I. Matei, E. Dumur, A. K. Feofanov, C. Naud, W. Guichard, and O. Buisson, “Coherent Frequency Conversion in a Superconducting Artificial Atom with Two Internal Degrees of Freedom,” *Phys. Rev. Lett.* **108**, 107001 (2012), [arXiv:1201.4085](#).
- [938] K. Koshino, K. Inomata, T. Yamamoto, and Y. Nakamura, “Theory of deterministic down-conversion of single photons occurring at an impedance-matched Λ system,” *New J. Phys.* **15**, 115010 (2013).
- [939] S. E. Nigg, H. Paik, B. Vlastakis, G. Kirchmair, S. Shankar, L. Frunzio, M. H. Devoret, R. J. Schoelkopf, and S. M. Girvin, “Black-Box Superconducting Circuit Quantization,” *Phys. Rev. Lett.* **108**, 240502 (2012), [arXiv:1204.0587](#).
- [940] M. Leib, F. Deppe, A. Marx, R. Gross, and M. J. Hartmann, “Networks of nonlinear superconducting transmission line resonators,” *New J. Phys.* **14**, 075024 (2012), [arXiv:1202.3240](#).
- [941] G. Zhu, D. G. Ferguson, V. E. Manucharyan, and J. Koch, “Circuit QED with fluxonium qubits: Theory of the dispersive regime,” *Phys. Rev. B* **87**, 024510 (2013), [arXiv:1210.1605](#).
- [942] S. Rebić, J. Twamley, and G. J. Milburn, “Giant Kerr nonlinearities in circuit quantum electrodynamics,” *Phys. Rev. Lett.* **103**, 150503 (2009).
- [943] B. Yurke and D. Stoler, “Generating quantum mechanical superpositions of macroscopically distinguishable states via amplitude dispersion,” *Phys. Rev. Lett.* **57**, 13 (1986).
- [944] A. Miranowicz, R. Tanas, and S. Kielich, “Generation of discrete superpositions of coherent states in the anharmonic oscillator model,” *Quantum Opt. J. Eur. Opt. Soc. Part B* **2**, 253 (1990).
- [945] R. Tanaś, T. Gantsog, A. Miranowicz, and S. Kielich, “Quasi-probability distribution $Q(\alpha, \alpha^*)$ versus phase distribution $P(\theta)$ in a description of superpositions of coherent states,” *J. Opt. Soc. Am. B* **8**, 1576 (1991).
- [946] E. T. Holland, B. Vlastakis, R. W. Heeres, M. J. Reagor, U. Vool, Z. Leghtas, L. Frunzio, G. Kirchmair, M. H. Devoret, M. Mirrahimi, and R. J. Schoelkopf, “Single-Photon-Resolved Cross-Kerr Interaction for Autonomous Stabilization of Photon-Number States,” *Phys. Rev. Lett.* **115**, 180501 (2015), [arXiv:1504.03382](#).

- [947] B. Lounis and M. Orrit, “Single-photon sources,” *Reports Prog. Phys.* **68**, 1129 (2005).
- [948] G. S. Buller and R. J. Collins, “Single-photon generation and detection,” *Meas. Sci. Technol.* **21**, 12002 (2010).
- [949] C. Santori, D. Fattal, and Y. Yamamoto, *Single-photon Devices and Applications* (Wiley, 2010).
- [950] M. D. Eisaman, J. Fan, A. Migdall, and S. V. Polyakov, “Invited Review Article: Single-photon sources and detectors,” *Rev. Sci. Instrum.* **82**, 071101 (2011).
- [951] A. Migdall, S. V. Polyakov, J. Fan, and J. C. Bienfang, eds., *Single-Photon Generation and Detection: Physics and Applications* (Elsevier B.V., 2013).
- [952] C. J. Chunnillall, I. P. Degiovanni, S. Kück, I. Müller, and A. G. Sinclair, “Metrology of single-photon sources and detectors: a review,” *Opt. Eng.* **53**, 81910 (2014).
- [953] S. Takeuchi, “Recent progress in single-photon and entangled-photon generation and applications,” *Jpn. J. Appl. Phys.* **53**, 30101 (2014).
- [954] S. Brattke, B. T. H. Varcoe, and H. Walther, “Generation of Photon Number States on Demand via Cavity Quantum Electrodynamics,” *Phys. Rev. Lett.* **86**, 3534 (2001).
- [955] J. McKeever, A. Boca, A. D. Boozer, R. Miller, J. R. Buck, A. Kuzmich, and H. J. Kimble, “Deterministic Generation of Single Photons from One Atom Trapped in a Cavity,” *Science* **303**, 1992 (2004).
- [956] M. Hijkema, B. Weber, H. P. Specht, S. C. Webster, A. Kuhn, and G. Rempe, “A single-photon server with just one atom,” *Nat. Phys.* **3**, 253 (2007), [arXiv:quant-ph/0702034](#).
- [957] P. B. R. Nisbet-Jones, J. Dille, D. Ljunggren, and A. Kuhn, “Highly efficient source for indistinguishable single photons of controlled shape,” *New J. Phys.* **13**, 103036 (2011), [arXiv:1106.6292](#).
- [958] M. Mücke, J. Bochmann, C. Hahn, A. Neuzner, C. Nölleke, A. Reiserer, G. Rempe, and S. Ritter, “Generation of single photons from an atom-cavity system,” *Phys. Rev. A* **87**, 63805 (2013), [arXiv:1302.2897](#).
- [959] A. Reiserer and G. Rempe, “Cavity-based quantum networks with single atoms and optical photons,” *Rev. Mod. Phys.* **87**, 1379 (2015), [arXiv:1412.2889](#).
- [960] M. Keller, B. Lange, K. Hayasaka, W. Lange, and H. Walther, “Continuous generation of single photons with controlled waveform in an ion-trap cavity system,” *Nature* **431**, 1075 (2004).
- [961] H. G. Barros, A. Stute, T. E. Northup, C. Russo, P. O. Schmidt, and R. Blatt, “Deterministic single-photon source from a single ion,” *New J. Phys.* **11**, 103004 (2009), [arXiv:0905.2885](#).
- [962] D. B. Higginbottom, L. Slodička, G. Araneda, L. Lachman, R. Filip, M. Hennrich, and R. Blatt, “Pure single photons from a trapped atom source,” *New J. Phys.* **18**, 93038 (2016), [arXiv:1605.03774](#).
- [963] Z. Yuan, B. E. Kardynal, R. M. Stevenson, A. J. Shields, C. J. Lobo, K. Cooper, N. S. Beattie, D. A. Ritchie, and M. Pepper, “Electrically Driven Single-Photon Source,” *Science* **295**, 102 (2002).
- [964] Y.-M. He, Y. He, Y.-J. Wei, D. Wu, M. Atatüre, C. Schneider, S. Höfling, M. Kamp, C.-Y. Lu, and J.-W. Pan, “On-demand semiconductor single-photon source with near-unity indistinguishability,” *Nat. Nanotechnol.* **8**, 213 (2013), [arXiv:1303.4058](#).
- [965] M. A. M. Versteegh, M. E. Reimer, K. D. Jöns, D. Dalacu, P. J. Poole, A. Gulinatti, A. Giudice, and V. Zwiller, “Observation of strongly entangled photon pairs from a nanowire quantum dot,” *Nat. Commun.* **5**, 5298 (2014), [arXiv:1405.4278](#).
- [966] X. Ding, Y. He, Z.-C. Duan, N. Gregersen, M.-C. Chen, S. Unsleber, S. Maier, C. Schneider, M. Kamp, S. Höfling, C.-Y. Lu, and J.-W. Pan, “On-Demand Single Photons with High Extraction Efficiency and Near-Unity Indistinguishability from a Resonantly Driven Quantum Dot in a Micropillar,” *Phys. Rev. Lett.* **116**, 20401 (2016), [arXiv:1601.00284](#).
- [967] R. S. Daveau, K. C. Balram, T. Pregnolato, J. Liu, E. H. Lee, J. D. Song, V. Verma, R. Mirin, S. W. Nam, L. Midolo, S. Stobbe, K. Srinivasan, and P. Lodahl, “Efficient fiber-coupled single-photon source based on quantum dots in a photonic-crystal waveguide,” *Optica* **4**, 178 (2017), [arXiv:1610.08670](#).
- [968] J. C. Loredó, N. A. Zakaria, N. Somaschi, C. Anton, L. de Santis, V. Giesz, T. Grange, M. A. Broome, O. Gazzano, G. Coppola, I. Sagnes, A. Lemaitre, A. Auffèves, P. Senellart, M. P. Almeida, and A. G. White, “Scalable performance in solid-state single-photon sources,” *Optica* **3**, 433 (2016), [arXiv:1601.00654](#).
- [969] A. Soujaeff, S. Takeuchi, K. Sasaki, T. Hasegawa, and M. Matsui, “Heralded single photon source at 1550 nm from pulsed parametric down conversion,” *J. Mod. Opt.* **54**, 467 (2007), [arXiv:quant-ph/0611112](#).
- [970] P. Kolchin, C. Belthangady, S. Du, G. Y. Yin, and S. E. Harris, “Electro-Optic Modulation of Single Photons,” *Phys. Rev. Lett.* **101**, 103601 (2008), [arXiv:0808.0230](#).

- [971] G. K. Gulati, B. Srivathsan, B. Chng, A. Cer , D. Matsukevich, and C. Kurtsiefer, “Generation of an exponentially rising single-photon field from parametric conversion in atoms,” *Phys. Rev. A* **90**, 33819 (2014), [arXiv:1402.5800](#).
- [972] A. S. Parkins, P. Marte, P. Zoller, and H. J. Kimble, “Synthesis of arbitrary quantum states via adiabatic transfer of Zeeman coherence,” *Phys. Rev. Lett.* **71**, 3095 (1993).
- [973] C. K. Law and H. J. Kimble, “Deterministic generation of a bit-stream of single-photon pulses,” *J. Mod. Opt.* **44**, 2067 (1997).
- [974] A. Kuhn, M. Hennrich, T. Bundo, and G. Rempe, “Controlled generation of single photons from a strongly coupled atom-cavity system,” *Appl. Phys. B* **69**, 373 (1999).
- [975] K. R. Brown, K. M. Dani, D. M. Stamper-Kurn, and K. B. Whaley, “Deterministic optical Fock-state generation,” *Phys. Rev. A* **67**, 43818 (2003), [arXiv:quant-ph/0211134](#).
- [976] G. S. Vasilev, D. Ljunggren, and A. Kuhn, “Single photons made-to-measure,” *New J. Phys.* **12**, 63024 (2010), [arXiv:0907.0761](#).
- [977] N. V. Vitanov, A. A. Rangelov, B. W. Shore, and K. Bergmann, “Stimulated Raman adiabatic passage in physics, chemistry, and beyond,” *Rev. Mod. Phys.* **89**, 015006 (2017), [arXiv:1605.00224](#).
- [978] P. Farrera, G. Heinze, B. Albrecht, M. Ho, M. Ch vez, C. Teo, N. Sangouard, and H. de Riedmaten, “Generation of single photons with highly tunable wave shape from a cold atomic ensemble,” *Nat. Commun.* **7**, 13556 (2016), [arXiv:1601.07142](#).
- [979] D. Sych, V. Averchenko, and G. Leuchs, “Shaping a single photon without interacting with it,” (2016), [arXiv:1605.00023](#).
- [980] V. Averchenko, D. Sych, G. Schunk, U. Vogl, C. Marquardt, and G. Leuchs, “Temporal shaping of single photons enabled by entanglement,” *Phys. Rev. A* **96**, 043822 (2017), [arXiv:1610.03794](#).
- [981] S. Del glise, I. Dotsenko, C. Sayrin, J. Bernu, M. Brune, J.-M. Raimond, and S. Haroche, “Reconstruction of non-classical cavity field states with snapshots of their decoherence,” *Nature* **455**, 510 (2008), [arXiv:0809.1064](#).
- [982] J. M. Geremia, “Deterministic and Nondestructively Verifiable Preparation of Photon Number States,” *Phys. Rev. Lett.* **97**, 73601 (2006), [arXiv:quant-ph/0603219](#).
- [983] I. Dotsenko, M. Mirrahimi, M. Brune, S. Haroche, J.-M. Raimond, and P. Rouchon, “Quantum feedback by discrete quantum nondemolition measurements: Towards on-demand generation of photon-number states,” *Phys. Rev. A* **80**, 13805 (2009), [arXiv:0905.0114](#).
- [984] C. Sayrin, I. Dotsenko, X. Zhou, B. Peaudecerf, T. Rybarczyk, S. Gleyzes, P. Rouchon, M. Mirrahimi, H. Amini, M. Brune, J.-M. J.-M. Raimond, and S. Haroche, “Real-time quantum feedback prepares and stabilizes photon number states,” *Nature* **477**, 73 (2011), [arXiv:1107.4027](#).
- [985] X. Zhou, I. Dotsenko, B. Peaudecerf, T. Rybarczyk, C. Sayrin, S. Gleyzes, J. M. Raimond, M. Brune, and S. Haroche, “Field Locked to a Fock State by Quantum Feedback with Single Photon Corrections,” *Phys. Rev. Lett.* **108**, 243602 (2012), [arXiv:1203.1920v1](#).
- [986] B. Peaudecerf, C. Sayrin, X. Zhou, T. Rybarczyk, S. Gleyzes, I. Dotsenko, J. M. Raimond, M. Brune, and S. Haroche, “Quantum feedback experiments stabilizing Fock states of light in a cavity,” *Phys. Rev. A* **87**, 42320 (2013).
- [987] C. M. Wilson, T. Duty, M. Sandberg, F. Persson, V. Shumeiko, and P. Delsing, “Photon Generation in an Electromagnetic Cavity with a Time-Dependent Boundary,” *Phys. Rev. Lett.* **105**, 233907 (2010), [arXiv:1006.2540](#).
- [988] J. Lepp kangas, G. Johansson, M. Marthaler, and M. Fogelstr m, “Input-output description of microwave radiation in the dynamical Coulomb blockade,” *New J. Phys.* **16**, 15015 (2014), [arXiv:1309.3646](#).
- [989] J. Lepp kangas, M. Fogelstr m, A. Grimm, M. Hofheinz, M. Marthaler, and G. Johansson, “Antibunched Photons from Inelastic Cooper-Pair Tunneling,” *Phys. Rev. Lett.* **115**, 27004 (2015), [arXiv:1507.02885](#).
- [990] J. Lepp kangas, M. Fogelstr m, M. Marthaler, and G. Johansson, “Correlated Cooper pair transport and microwave photon emission in the dynamical Coulomb blockade,” *Phys. Rev. B* **93**, 14506 (2016), [arXiv:1511.06280](#).
- [991] Z. H. Peng, S. E. de Graaf, J. S. Tsai, and O. V. Astafiev, “Tunable on-demand single-photon source in the microwave range,” *Nat. Commun.* **7**, 12588 (2016), [arXiv:1505.05614](#).
- [992] S. R. Sathyamoorthy, A. Bengtsson, S. Bens, M. Simoen, P. Delsing, and G. Johansson, “Simple, robust, and on-demand generation of single and correlated photons,” *Phys. Rev. A* **93**, 063823 (2016), [arXiv:1511.03038](#).
- [993] J. Joo, S.-Y. Lee, and J. Kim, “Implementation of Traveling Odd Schr dinger Cat States in Circuit-QED,” *Photonics* **3**, 57 (2016), [arXiv:1610.08695](#).

- [994] K. Vogel, V. M. Akulin, and W. P. Schleich, “Quantum state engineering of the radiation field,” *Phys. Rev. Lett.* **71**, 1816 (1993).
- [995] C. K. Law and J. H. Eberly, “Arbitrary Control of a Quantum Electromagnetic Field,” *Phys. Rev. Lett.* **76**, 1055 (1996).
- [996] Y.-X. Liu, L. Wei, and F. Nori, “Preparation of macroscopic quantum superposition states of a cavity field via coupling to a superconducting charge qubit,” *Phys. Rev. A* **71**, 063820 (2005), [arXiv:quant-ph/0406058](#).
- [997] H. Wang, M. Hofheinz, M. Ansmann, R. C. Bialczak, E. Lucero, M. Neeley, A. D. O’Connell, D. Sank, M. Weides, J. Wenner, A. N. Cleland, J. M. Martinis, A. O’Connell, D. Sank, M. Weides, J. Wenner, A. N. Cleland, and J. M. Martinis, “Decoherence Dynamics of Complex Photon States in a Superconducting Circuit,” *Phys. Rev. Lett.* **103**, 200404 (2009), [arXiv:0909.4585](#).
- [998] M. F. Santos, “Universal and Deterministic Manipulation of the Quantum State of Harmonic Oscillators: A Route to Unitary Gates for Fock State Qubits,” *Phys. Rev. Lett.* **95**, 010504 (2005), [arXiv:quant-ph/0411078](#).
- [999] R. W. Heeres, B. Vlastakis, E. Holland, S. Krastanov, V. V. Albert, L. Frunzio, L. Jiang, and R. J. Schoelkopf, “Cavity State Manipulation Using Photon-Number Selective Phase Gates,” *Phys. Rev. Lett.* **115**, 137002 (2015), [arXiv:1503.01496](#).
- [1000] J. I. Cirac, P. Zoller, H. J. Kimble, and H. Mabuchi, “Quantum state transfer and entanglement distribution among distant nodes in a quantum network,” *Phys. Rev. Lett.* **78**, 3221 (1997).
- [1001] K. Jahne, B. Yurke, and U. Gavish, “High-fidelity transfer of an arbitrary quantum state between harmonic oscillators,” *Phys. Rev. A* **75**, 010301 (2007), [arXiv:quant-ph/0611249](#).
- [1002] A. N. Korotkov, “Flying microwave qubits with nearly perfect transfer efficiency,” *Phys. Rev. B* **84**, 014510 (2011), [arXiv:1103.0592](#).
- [1003] E. A. Sete, E. Mlinar, and A. N. Korotkov, “Robust quantum state transfer using tunable couplers,” *Phys. Rev. B* **91**, 144509 (2015), [arXiv:1411.7103](#).
- [1004] J. Wenner, Y. Yin, Y. Chen, R. Barends, B. Chiaro, E. Jeffrey, J. Kelly, A. Megrant, J. Y. Mutus, C. Neill, P. J. J. O’Malley, P. Roushan, D. Sank, A. Vainsencher, T. C. White, A. N. Korotkov, A. N. Cleland, and J. M. Martinis, “Catching Time-Reversed Microwave Coherent State Photons with 99.4% Absorption Efficiency,” *Phys. Rev. Lett.* **112**, 210501 (2014), [arXiv:1311.1180](#).
- [1005] M. S. Allman, F. Altomare, J. D. Whittaker, K. Cicak, D. Li, A. Sirois, J. Strong, J. D. Teufel, and R. W. Simmonds, “RF-SQUID-Mediated Coherent Tunable Coupling between a Superconducting Phase Qubit and a Lumped-Element Resonator,” *Phys. Rev. Lett.* **104**, 177004 (2010), [arXiv:1001.0816](#).
- [1006] M. Pechal, L. Huthmacher, C. Eichler, S. Zeytinolu, A. A. Abdumalikov, S. Berger, A. Wallraff, and S. Filipp, “Microwave-Controlled Generation of Shaped Single Photons in Circuit Quantum Electrodynamics,” *Phys. Rev. X* **4**, 41010 (2014).
- [1007] S. Zeytinolu, M. Pechal, S. Berger, A. A. Abdumalikov, A. Wallraff, and S. Filipp, “Microwave-induced amplitude- and phase-tunable qubit-resonator coupling in circuit quantum electrodynamics,” *Phys. Rev. A* **91**, 043846 (2015), [arXiv:1502.03692](#).
- [1008] Y. Yin, Y. Chen, D. Sank, P. J. J. O’Malley, T. C. White, R. Barends, J. Kelly, E. Lucero, M. Mariantoni, A. Megrant, C. Neill, A. Vainsencher, J. Wenner, A. N. Korotkov, A. N. Cleland, and J. M. Martinis, “Catch and Release of Microwave Photon States,” *Phys. Rev. Lett.* **110**, 107001 (2013), [arXiv:1208.2950](#).
- [1009] M. Pierre, I. M. Svensson, S. Raman Sathyamoorthy, G. Johansson, and P. Delsing, “Storage and on-demand release of microwaves using superconducting resonators with tunable coupling,” *Appl. Phys. Lett.* **104**, 232604 (2014), [arXiv:1406.2005](#).
- [1010] S. De Liberato, C. Ciuti, and I. Carusotto, “Quantum Vacuum Radiation Spectra from a Semiconductor Microcavity with a Time-Modulated Vacuum Rabi Frequency,” *Phys. Rev. Lett.* **98**, 103602 (2007), [arXiv:cond-mat/0611282](#).
- [1011] T. V. Gevorgyan, A. R. Shahinyan, and G. Y. Kryuchkyan, “Generation of Fock states and qubits in periodically pulsed nonlinear oscillators,” *Phys. Rev. A* **85**, 53802 (2012), [arXiv:1201.3877](#).
- [1012] L. F. Wei, J. R. Johansson, L. X. Cen, S. Ashhab, and F. Nori, “Controllable coherent population transfers in superconducting qubits for quantum computing,” *Phys. Rev. Lett.* **100**, 113601 (2008), [arXiv:0801.4417](#).
- [1013] G. Falci, A. La Cognata, M. Berritta, A. D’Arrigo, E. Paladino, and B. Spagnolo, “Design of a Lambda system for population transfer in superconducting nanocircuits,” *Phys. Rev. B* **87**, 214515 (2013), [arXiv:1305.0204](#).
- [1014] J. Chen and L. F. Wei, “Deterministic implementations of quantum gates with circuit QEDs via Stark-chirped rapid adiabatic passages,” *Phys. Lett. A* **379**, 2549 (2015).

- [1015] P. G. Di Stefano, E. Paladino, T. J. Pope, and G. Falci, “Coherent manipulation of noise-protected superconducting artificial atoms in the Lambda scheme,” *Phys. Rev. A* **93**, 051801 (2016), [arXiv:1509.05562](#).
- [1016] A. Vepsäläinen, S. Danilin, E. Paladino, G. Falci, and G. S. Paraoanu, “Quantum Control in Qutrit Systems Using Hybrid Rabi-STIRAP Pulses,” *Photonics* **3**, 62 (2016), [arXiv:1611.09039](#).
- [1017] G. Falci, P. G. Di Stefano, A. Ridolfo, A. D’Arrigo, G. S. Paraoanu, and E. Paladino, “Advances in quantum control of three-level superconducting circuit architectures,” *Fortschritte der Phys.* **65**, 1600077 (2017), [arXiv:1704.00581](#).
- [1018] W. F. Kindel, M. D. Schroer, and K. W. Lehnert, “Generation and efficient measurement of single photons from fixed-frequency superconducting qubits,” *Phys. Rev. A* **93**, 033817 (2016), [arXiv:1510.00663](#).
- [1019] K. S. Kumar, A. Vepsäläinen, S. Danilin, and G. S. Paraoanu, “Stimulated Raman adiabatic passage in a three-level superconducting circuit,” *Nat. Commun.* **7**, 10628 (2016), [arXiv:1508.02981](#).
- [1020] S. P. Premaratne, F. C. Wellstood, and B. S. Palmer, “Microwave photon Fock state generation by stimulated Raman adiabatic passage,” *Nat. Commun.* **8**, 14148 (2017).
- [1021] K. Juliusson, S. Bernon, X. Zhou, V. Schmitt, H. le Sueur, P. Bertet, D. Vion, M. Mirrahimi, P. Rouchon, and D. Esteve, “Manipulating Fock states of a harmonic oscillator while preserving its linearity,” *Phys. Rev. A* **94**, 063861 (2016), [arXiv:1607.05204](#).
- [1022] A. D. Armour, M. P. Blencowe, E. Brahim, and A. J. Rimberg, “Universal Quantum Fluctuations of a Cavity Mode Driven by a Josephson Junction,” *Phys. Rev. Lett.* **111**, 247001 (2013), [arXiv:1307.2498](#).
- [1023] V. Gramich, B. Kubala, S. Rohrer, and J. Ankerhold, “From Coulomb-Blockade to Nonlinear Quantum Dynamics in a Superconducting Circuit with a Resonator,” *Phys. Rev. Lett.* **111**, 247002 (2013), [arXiv:1307.2495](#).
- [1024] S. Dambach, B. Kubala, V. Gramich, and J. Ankerhold, “Time-resolved statistics of nonclassical light in Josephson photonics,” *Phys. Rev. B* **92**, 54508 (2015), [arXiv:1506.05626](#).
- [1025] J.-R. Souquet and A. A. Clerk, “Fock-state stabilization and emission in superconducting circuits using dc-biased Josephson junctions,” *Phys. Rev. A* **93**, 60301 (2016), [arXiv:1601.05077](#).
- [1026] M. Hofheinz, F. Portier, Q. Baudouin, P. Joyez, D. Vion, P. Bertet, P. Roche, and D. Esteve, “Bright Side of the Coulomb Blockade,” *Phys. Rev. Lett.* **106**, 217005 (2011), [arXiv:1102.0131](#).
- [1027] A. N. Boto, P. Kok, D. S. Abrams, S. L. Braunstein, C. P. Williams, and J. P. Dowling, “Quantum Interferometric Optical Lithography: Exploiting Entanglement to Beat the Diffraction Limit,” *Phys. Rev. Lett.* **85**, 2733 (2000), [arXiv:quant-ph/9912052](#).
- [1028] M. W. Mitchell, J. S. Lundeen, and A. M. Steinberg, “Super-resolving phase measurements with a multiphoton entangled state,” *Nature* **429**, 161 (2004), [arXiv:quant-ph/0312186](#).
- [1029] T. Nagata, R. Okamoto, J. L. O’Brien, K. Sasaki, and S. Takeuchi, “Beating the Standard Quantum Limit with Four-Entangled Photons,” *Science* **316**, 726 (2007), [arXiv:0708.1385](#).
- [1030] P. Vergyris, T. Meany, T. Lunghi, G. Sauder, J. Downes, M. J. Steel, M. J. Withford, O. Alibart, and S. Tanzilli, “On-chip generation of heralded photon-number states,” *Sci. Rep.* **6**, 35975 (2016), [arXiv:1605.03777](#).
- [1031] S. T. Merkel and F. K. Wilhelm, “Generation and detection of NOON states in superconducting circuits,” *New J. Phys.* **12**, 093036 (2010).
- [1032] F. W. Strauch, K. Jacobs, and R. W. Simmonds, “Arbitrary Control of Entanglement between two Superconducting Resonators,” *Phys. Rev. Lett.* **105**, 050501 (2010).
- [1033] Q.-P. Su, C.-P. Yang, and S.-B. Zheng, “Fast and simple scheme for generating NOON states of photons in circuit QED,” *Sci. Rep.* **4**, 3898 (2014), [arXiv:1308.1793](#).
- [1034] S.-J. Xiong, Z. Sun, J.-M. Liu, T. Liu, and C.-P. Yang, “Efficient scheme for generation of photonic NOON states in circuit QED,” *Opt. Lett.* **40**, 2221 (2015), [arXiv:1412.5271](#).
- [1035] H. Wang, M. Mariantoni, R. C. Bialczak, M. Lenander, E. Lucero, M. Neeley, A. D. O’Connell, D. Sank, M. Weides, J. Wenner, T. Yamamoto, Y. Yin, J. Zhao, J. M. Martinis, and A. N. Cleland, “Deterministic Entanglement of Photons in Two Superconducting Microwave Resonators,” *Phys. Rev. Lett.* **106**, 060401 (2011), [arXiv:1011.2862](#).
- [1036] M. Mariantoni, H. Wang, T. Yamamoto, M. Neeley, R. C. Bialczak, Y. Chen, M. Lenander, E. Lucero, A. D. O’Connell, D. Sank, M. Weides, J. Wenner, Y. Yin, J. Zhao, A. N. Korotkov, A. N. Cleland, and J. M. Martinis, “Implementing the Quantum von Neumann Architecture with Superconducting Circuits,” *Science* **334**, 61 (2011), [arXiv:1109.3743](#).
- [1037] S. Dambach, B. Kubala, and J. Ankerhold, “Time-resolved statistics of photon pairs in two-cavity Josephson photonics,” *Fortschritte der Phys.* (2016), 10.1002/prop.201600061, [arXiv:1605.03420](#).
- [1038] S. Dambach, B. Kubala, and J. Ankerhold, “Generating entangled quantum microwaves in a

- Josephson-photonics device,” *New J. Phys.* **19**, 023027 (2016), [arXiv:1609.08990](#).
- [1039] C. Wang, Y. Y. Gao, P. Reinhold, R. W. Heeres, N. Ofek, K. Chou, C. Axline, M. Reagor, J. Blumoff, K. M. Sliwa, L. Frunzio, S. M. Girvin, L. Jiang, M. Mirrahimi, M. H. Devoret, and R. J. Schoelkopf, “A Schrödinger cat living in two boxes,” *Science* **352**, 1087 (2016), [arXiv:1601.05505](#).
 - [1040] R. Hadfield, “Single-photon detectors for optical quantum information applications,” *Nat. Photonics* **3**, 696 (2009).
 - [1041] V. B. Braginsky and F. Y. Khalili, “Quantum nondemolition measurements: the route from toys to tools,” *Rev. Mod. Phys.* **68**, 1 (1996).
 - [1042] V. B. Braginsky, Y. I. Vorontsov, and S. T. Kip, “Quantum Nondemolition Measurements,” *Science* **209**, 547 (1980).
 - [1043] V. B. Braginsky and Y. I. Vorontsov, “Quantum-mechanical limitations in macroscopic experiments and modern experimental technique,” *Sov. Phys. Uspekhi* **17**, 644 (1975).
 - [1044] K. S. Thorne, R. W. P. Drever, C. M. Caves, M. Zimmermann, and V. D. Sandberg, “Quantum nondemolition measurements of harmonic oscillators,” *Phys. Rev. Lett.* **40**, 667 (1978).
 - [1045] W. G. Unruh, “Quantum nondemolition and gravity-wave detection,” *Phys. Rev. D* **19**, 2888 (1979).
 - [1046] C. M. Caves, K. S. Thorne, R. W. P. Drever, V. D. Sandberg, and M. Zimmermann, “On the measurement of a weak classical force coupled to a quantum-mechanical oscillator. I. Issues of principle,” *Rev. Mod. Phys.* **52**, 341 (1980).
 - [1047] G. J. Milburn and D. F. Walls, “Quantum nondemolition measurements via quadratic coupling,” *Phys. Rev. A* **28**, 2065 (1983).
 - [1048] B. Yurke, “Optical back-action-evading amplifiers,” *J. Opt. Soc. Am. B* **2**, 732 (1985).
 - [1049] J. F. Roch, G. Roger, P. Grangier, J.-M. Courty, and S. Reynaud, “Quantum non-demolition measurements in optics: a review and some recent experimental results,” *Appl. Phys. B* **55**, 291 (1992).
 - [1050] P. Grangier, J. A. Levenson, and J.-P. Poizat, “Characterization of quantum non-demolition measurements in optics,” *Nature* **396**, 537 (1998).
 - [1051] A. A. Clerk, F. Marquardt, and K. Jacobs, “Back-action evasion and squeezing of a mechanical resonator using a cavity detector,” *New J. Phys.* **10**, 95010 (2008), [arXiv:0802.1842](#).
 - [1052] J. Suh, A. J. Weinstein, C. U. Lei, E. E. Wollman, S. K. Steinke, P. Meystre, A. A. Clerk, and K. C. Schwab, “Mechanically detecting and avoiding the quantum fluctuations of a microwave field,” *Science* **344**, 1262 (2014), [arXiv:1312.4084](#).
 - [1053] M. Brune, S. Haroche, V. Lefevre, J. M. Raimond, and N. Zagury, “Quantum nondemolition measurement of small photon numbers by Rydberg-atom phase-sensitive detection,” *Phys. Rev. Lett.* **65**, 976 (1990).
 - [1054] G. Nogues, A. Rauschenbeutel, S. Osnaghi, M. Brune, J. M. Raimond, and S. Haroche, “Seeing a single photon without destroying it,” *Nature* **400**, 239 (1999).
 - [1055] J. Bernu, S. Deléglise, C. Sayrin, S. Kuhr, I. Dotsenko, M. Brune, J. M. Raimond, and S. Haroche, “Freezing coherent field growth in a cavity by the quantum Zeno effect,” *Phys. Rev. Lett.* **101**, 180402 (2008), [arXiv:0809.4388](#).
 - [1056] M. Brune, J. Bernu, C. Guerlin, S. Deléglise, C. Sayrin, S. Gleyzes, S. Kuhr, I. Dotsenko, J. M. Raimond, and S. Haroche, “Process tomography of field damping and measurement of Fock state lifetimes by quantum nondemolition photon counting in a cavity,” *Phys. Rev. Lett.* **101**, 240402 (2008), [arXiv:0809.1511](#).
 - [1057] S. Haroche, “Nobel Lecture: Controlling photons in a box and exploring the quantum to classical boundary,” *Rev. Mod. Phys.* **85**, 1083 (2013).
 - [1058] B. R. Johnson, *Controlling Photons in Superconducting Electrical Circuits*, *Ph.D. thesis*, Yale University (2011).
 - [1059] H. T. Ng and F. Nori, “Quantum phase measurement and Gauss sum factorization of large integers in a superconducting circuit,” *Phys. Rev. A* **82**, 042317 (2010), [arXiv:0911.0249](#).
 - [1060] A. E. Lita, A. J. Miller, and S. W. Nam, “Counting near-infrared single-photons with 95% efficiency,” *Opt. Express* **16**, 3032 (2008).
 - [1061] F. Marsili, V. B. Verma, J. A. Stern, S. Harrington, A. E. Lita, T. Gerrits, I. Vayshenker, B. Baek, M. D. Shaw, R. P. Mirin, and S. W. Nam, “Detecting single infrared photons with 93% system efficiency,” *Nat. Photonics* **7**, 210 (2013), [arXiv:1209.5774](#).
 - [1062] J. J. Renema, R. Gaudio, Q. Wang, Z. Zhou, A. Gaggero, F. Mattioli, R. Leoni, D. Sahin, M. J. A. de Dood, A. Fiore, and M. P. van Exter, “Experimental Test of Theories of the Detection Mechanism in a Nanowire Superconducting Single Photon Detector,” *Phys. Rev. Lett.* **112**, 117604 (2014).

- [1063] E. A. Dauler, M. E. Grein, A. J. Kerman, F. Marsili, S. Miki, S. W. Nam, M. D. Shaw, H. Terai, V. B. Verma, and T. Yamashita, “Review of superconducting nanowire single-photon detector system design options and demonstrated performance,” *Opt. Eng.* **53**, 81907 (2014).
- [1064] S. R. Sathyamoorthy, T. M. Stace, and G. Johansson, “Detecting itinerant single microwave photons,” *Comptes Rendus Phys.* **17**, 756 (2016), [arXiv:1504.04979](#).
- [1065] Y. Nakamura and T. Yamamoto, “Breakthroughs in Photonics 2012: Breakthroughs in Microwave Quantum Photonics in Superconducting Circuits,” *IEEE Photonics J.* **5**, 0701406 (2013).
- [1066] A. Reiserer, S. Ritter, and G. Rempe, “Nondestructive Detection of an Optical Photon,” *Science* **342**, 1349 (2013).
- [1067] R. Aguado and L. P. Kouwenhoven, “Double Quantum Dots as Detectors of High-Frequency Quantum Noise in Mesoscopic Conductors,” *Phys. Rev. Lett.* **84**, 1986 (2000), [arXiv:cond-mat/9905283](#).
- [1068] S. Gustavsson, M. Studer, R. Leturcq, T. Ihn, K. Ensslin, D. C. Driscoll, and A. C. Gossard, “Frequency-selective single-photon detection using a double quantum dot,” *Phys. Rev. Lett.* **99**, 206804 (2007), [arXiv:0705.3166](#).
- [1069] G. Romero, J. J. García-Ripoll, and E. Solano, “Microwave photon detector in circuit QED,” *Phys. Rev. Lett.* **102**, 173602 (2009), [arXiv:0811.3909](#).
- [1070] G. Romero, J. J. García-Ripoll, and E. Solano, “Photodetection of propagating quantum microwaves in circuit QED,” *Phys. Scr.* **T137**, 14004 (2009), [arXiv:0906.4362](#).
- [1071] Y.-F. F. Chen, D. Hover, S. Sendelbach, L. Maurer, S. T. Merkel, E. J. Pritchett, F. K. Wilhelm, and R. McDermott, “Microwave photon counter based on josephson junctions,” *Phys. Rev. Lett.* **107**, 217401 (2011), [arXiv:1011.4329](#).
- [1072] R. Hanbury Brown and R. Q. Twiss, “Correlation between Photons in two Coherent Beams of Light,” *Nature* **177**, 27 (1956).
- [1073] A. Poudel, R. McDermott, and M. G. Vavilov, “Quantum efficiency of a microwave photon detector based on a current-biased Josephson junction,” *Phys. Rev. B* **86**, 174506 (2012), [arXiv:1201.2990](#).
- [1074] L. C. G. Govia, E. J. Pritchett, S. T. Merkel, D. Pineau, and F. K. Wilhelm, “Theory of Josephson photomultipliers: Optimal working conditions and back action,” *Phys. Rev. A* **86**, 32311 (2012), [arXiv:1206.0360](#).
- [1075] M. Schöndorf, L. C. G. Govia, M. Vavilov, R. McDermott, and F. K. Wilhelm, “Optimizing single microwave-photon detection: Input-Output theory,” (2016), [arXiv:1609.08887](#).
- [1076] N. Imoto, H. A. Haus, and Y. Yamamoto, “Quantum nondemolition measurement of the photon number via the optical Kerr effect,” *Phys. Rev. A* **32**, 2287 (1985).
- [1077] W. J. Munro, K. Nemoto, R. G. Beausoleil, and T. P. Spiller, “High-efficiency quantum-nondemolition single-photon-number-resolving detector,” *Phys. Rev. A* **71**, 33819 (2005), [arXiv:quant-ph/0310066](#).
- [1078] A. D. Greentree, R. G. Beausoleil, L. C. L. Hollenberg, W. J. Munro, K. Nemoto, S. Prawer, and T. P. Spiller, “Single photon quantum non-demolition measurements in the presence of inhomogeneous broadening,” *New J. Phys.* **11**, 93005 (2009), [arXiv:0902.2252](#).
- [1079] N. Matsuda, R. Shimizu, Y. Mitsumori, H. Kosaka, and K. Edamatsu, “Observation of optical-fibre Kerr nonlinearity at the single-photon level,” *Nat. Photonics* **3**, 95 (2009), [arXiv:1211.3488](#).
- [1080] V. Venkataraman, K. Saha, and A. L. Gaeta, “Phase modulation at the few-photon level for weak-nonlinearity-based quantum computing,” *Nat. Photonics* **7**, 138 (2012).
- [1081] C. Perrella, P. S. Light, J. D. Anstie, F. Benabid, T. M. Stace, A. G. White, and A. N. Luiten, “High-efficiency cross-phase modulation in a gas-filled waveguide,” *Phys. Rev. A* **88**, 13819 (2013).
- [1082] J. H. Shapiro, “Single-photon Kerr nonlinearities do not help quantum computation,” *Phys. Rev. A* **73**, 062305 (2006).
- [1083] J. H. Shapiro and M. Razavi, “Continuous-time cross-phase modulation and quantum computation,” *New J. Phys.* **9**, 16 (2007), [arXiv:0612086](#).
- [1084] J. Gea-Banacloche, “Impossibility of large phase shifts via the giant Kerr effect with single-photon wave packets,” *Phys. Rev. A* **81**, 43823 (2010), [arXiv:0911.4682](#).
- [1085] B. Fan, G. Johansson, J. Combes, G. J. Milburn, and T. M. Stace, “Nonabsorbing high-efficiency counter for itinerant microwave photons,” *Phys. Rev. B* **90**, 35132 (2014), [arXiv:1403.4465](#).
- [1086] K. Xia, M. Johnsson, P. L. Knight, and J. Twamley, “Cavity-Free Scheme for Nondestructive Detection of a Single Optical Photon,” *Phys. Rev. Lett.* **116**, 23601 (2016), [arXiv:1506.06316](#).
- [1087] J. Govenius, R. E. Lake, K. Y. Tan, V. Pietilä, J. K. Julin, I. J. Maasilta, P. Virtanen, and M. Möttönen, “Microwave nanobolometer based on proximity Josephson junctions,” *Phys. Rev. B* **90**, 64505 (2014), [arXiv:1403.6586](#).

- [1088] S. Gasparinetti, K. L. Viisanen, O.-P. Saira, T. Faivre, M. Arzeo, M. Meschke, and J. P. Pekola, “Fast Electron Thermometry for Ultrasensitive Calorimetric Detection,” *Phys. Rev. Appl.* **3**, 14007 (2015), [arXiv:1405.7568](#).
- [1089] J. Govenius, R. E. Lake, K. Y. Tan, and M. Möttönen, “Detection of Zeptojoule Microwave Pulses Using Electrothermal Feedback in Proximity-Induced Josephson Junctions,” *Phys. Rev. Lett.* **117**, 030802 (2016), [arXiv:1512.07235](#).
- [1090] M. Penasa, S. Gerlich, T. Rybarczyk, V. Métillon, M. Brune, J. M. Raimond, S. Haroche, L. Davidovich, and I. Dotsenko, “Measurement of a microwave field amplitude beyond the standard quantum limit,” *Phys. Rev. A* **94**, 22313 (2016), [arXiv:1605.09568](#).
- [1091] R. J. Schoelkopf, P. Wahlgren, A. A. Kozhevnikov, P. Delsing, and D. E. Prober, “The Radio-Frequency Single-Electron Transistor (RF-SET): A Fast and Ultrasensitive Electrometer,” *Science* **280**, 1238 (1998).
- [1092] M. V. Gustafsson, P. V. Santos, G. Johansson, and P. Delsing, “Local probing of propagating acoustic waves in a gigahertz echo chamber,” *Nat. Phys.* **8**, 338 (2012), [arXiv:1105.5254](#).
- [1093] L. C. G. Govia, E. J. Pritchett, C. Xu, B. L. T. Plourde, M. G. Vavilov, F. K. Wilhelm, and R. McDermott, “High-fidelity qubit measurement with a microwave-photon counter,” *Phys. Rev. A* **90**, 62307 (2014), [arXiv:1502.01564](#).
- [1094] L. C. G. Govia, E. J. Pritchett, B. L. T. Plourde, M. G. Vavilov, R. McDermott, and F. K. Wilhelm, “Scalable two- and four-qubit parity measurement with a threshold photon counter,” *Phys. Rev. A* **92**, 022335 (2015), [arXiv:1502.03340](#).
- [1095] J. Govenius, Y. Matsuzaki, I. G. Savenko, and M. Möttönen, “Parity measurement of remote qubits using dispersive coupling and photodetection,” *Phys. Rev. A* **92**, 042305 (2015), [arXiv:1505.07653](#).
- [1096] H. Zheng, M. Silveri, R. T. Brierley, S. M. Girvin, and K. W. Lehnert, “Accelerating dark-matter axion searches with quantum measurement technology,” (2016), [arXiv:1607.02529](#).
- [1097] T. Jennewein, C. Simon, G. Weihs, H. Weinfurter, and A. Zeilinger, “Quantum Cryptography with Entangled Photons,” *Phys. Rev. Lett.* **84**, 4729 (2000).
- [1098] H.-K. Lo, M. Curty, and K. Tamaki, “Secure quantum key distribution,” *Nat. Photonics* **8**, 595 (2014), [arXiv:1505.05303](#).
- [1099] G. Weihs, T. Jennewein, C. Simon, H. Weinfurter, and A. Zeilinger, “Violation of Bell’s Inequality under Strict Einstein Locality Conditions,” *Phys. Rev. Lett.* **81**, 5039 (1998), [arXiv:quant-ph/9604005](#).
- [1100] M. Giustina, A. Mech, S. Ramelow, B. Wittmann, J. Kofler, J. Beyer, A. Lita, B. Calkins, T. Gerrits, S. W. Nam, R. Ursin, and A. Zeilinger, “Bell violation using entangled photons without the fair-sampling assumption,” *Nature* **497**, 227 (2013), [arXiv:1309.0712](#).
- [1101] D. Bouwmeester, J.-W. Pan, K. Mattle, M. Eibl, H. Weinfurter, and A. Zeilinger, “Experimental quantum teleportation,” *Nature* **390**, 575 (1997).
- [1102] H. J. Carmichael, *Statistical Methods in Quantum Optics 1* (Springer, 1999).
- [1103] H. P. Breuer and F. Petruccione, *The theory of Open Quantum Systems* (Oxford University Press, 2002).
- [1104] G. Lindblad, “On the generators of quantum dynamical semigroups,” *Commun. Math. Phys.* **48**, 119 (1976).
- [1105] H. M. Wiseman, *Quantum Trajectories and Feedback*, Ph.D. thesis, University of Queensland, Brisbane (1994).
- [1106] A. I. Lvovsky and M. G. Raymer, “Continuous-variable optical quantum-state tomography,” *Rev. Mod. Phys.* **81**, 299 (2009), [arXiv:quant-ph/0511044](#).
- [1107] D. T. Smithey, M. Beck, M. G. Raymer, and A. Faridani, “Measurement of the Wigner distribution and the density matrix of a light mode using optical homodyne tomography: Application to squeezed states and the vacuum,” *Phys. Rev. Lett.* **70**, 1244 (1993).
- [1108] H. M. Wiseman and G. J. Milburn, “Quantum theory of field-quadrature measurements,” *Phys. Rev. A* **47**, 642 (1993).
- [1109] R. F. Bradley, “Cryogenic, low-noise, balanced amplifiers for the 300-1200 MHz band using heterostructure field-effect transistors,” *Nucl. Phys. B - Proc. Suppl.* **72**, 137 (1999).
- [1110] N. Wadefalk, A. Mellberg, I. Angelov, M. E. Barsky, S. Bui, E. Choumas, R. W. Grundbacher, E. L. Kollberg, R. Lai, N. Rorsman, P. Starski, J. Stenarson, D. C. Streit, and H. Zirath, “Cryogenic wide-band ultra-low-noise if amplifiers operating at ultra-low DC power,” *IEEE Trans. Microw. Theory Tech.* **51**, 1705 (2003).
- [1111] M. W. Pospieszalski, “Extremely low-noise amplification with cryogenic FETs and HFETs: 1970-2004,” *IEEE Microw. Mag.* **6**, 62 (2005).

- [1112] A. A. Clerk, M. H. Devoret, S. M. Girvin, F. Marquardt, and R. J. Schoelkopf, "Introduction to quantum noise, measurement, and amplification," *Rev. Mod. Phys.* **82**, 1155 (2010), [arXiv:0810.4729](#).
- [1113] O. Schackert, *A Practical Quantum-Limited Parametric Amplifier Based on A Practical Quantum-Limited Parametric Amplifier Based on the Josephson Ring Modulator*, Ph.D. thesis, Yale (2013).
- [1114] A. Roy and M. Devoret, "Introduction to parametric amplification of quantum signals with Josephson circuits," *Comptes Rendus Phys.* **17**, 740 (2016), [arXiv:1605.00539](#).
- [1115] H. A. Haus and J. A. Mullen, "Quantum Noise in Linear Amplifiers," *Phys. Rev.* **128**, 2407 (1962).
- [1116] C. M. Caves, "Quantum limits on noise in linear amplifiers," *Phys. Rev. D* **26**, 1817 (1982).
- [1117] G. Y. Xiang, T. C. Ralph, A. P. Lund, N. Walk, and G. J. Pryde, "Heralded noiseless linear amplification and distillation of entanglement," *Nat. Photonics* **4**, 316 (2010), [arXiv:0907.3638](#).
- [1118] H. Zimmer, "Parametric amplification of microwaves in superconducting Josephson tunnel junctions," *Appl. Phys. Lett.* **10**, 193 (1967).
- [1119] M. J. Feldman, P. T. Parrish, and R. Y. Chiao, "Parametric amplification by unbiased Josephson junctions," *J. Appl. Phys.* **46**, 4031 (1975).
- [1120] S. Wahlsten, S. Rudner, and T. Claeson, "Parametric amplification in arrays of Josephson tunnel junctions," *Appl. Phys. Lett.* **30**, 298 (1977).
- [1121] A. H. Silver, D. C. Pridmore-Brown, R. D. Sandell, and J. Hurrell, "Parametric properties of SQUID lattice arrays," *IEEE Trans. Magn.* **17**, 412 (1981).
- [1122] M. Sweeny and R. Mahler, "A travelling-wave parametric amplifier utilizing Josephson junctions," *IEEE Trans. Magn.* **21**, 654 (1985).
- [1123] R. Movshovich, B. Yurke, P. G. Kaminsky, A. D. Smith, A. H. Silver, R. W. Simon, and M. V. Schneider, "Observation of zero-point squeezing via a Josephson-parametric amplifier," *Phys. Rev. Lett.* **65**, 1419 (1990).
- [1124] B. Yurke, M. L. Roukes, R. Movshovich, and A. N. Pargellis, "A low-noise series-array Josephson junction parametric amplifier," *Appl. Phys. Lett.* **69**, 3078 (1996).
- [1125] N. Boulant, G. Ithier, P. Meeson, F. Nguyen, D. Vion, D. Esteve, I. Siddiqi, R. Vijay, C. Rigetti, F. Pierre, and M. Devoret, "Quantum nondemolition readout using a Josephson bifurcation amplifier," *Phys. Rev. B* **76**, 14525 (2007).
- [1126] V. E. Manucharyan, E. Boaknin, M. Metcalfe, R. Vijay, I. Siddiqi, and M. Devoret, "Microwave bifurcation of a Josephson junction: Embedding-circuit requirements," *Phys. Rev. B* **76**, 14524 (2007), [arXiv:cond-mat/0612576](#).
- [1127] M. Metcalfe, E. Boaknin, V. Manucharyan, R. Vijay, I. Siddiqi, C. Rigetti, L. Frunzio, R. J. Schoelkopf, and M. H. Devoret, "Measuring the decoherence of a qutrit qubit with the cavity bifurcation amplifier," *Phys. Rev. B* **76**, 174516 (2007), [arXiv:0706.0765](#).
- [1128] O. Naaman, J. Aumentado, L. Friedland, J. S. Wurtele, and I. Siddiqi, "Phase-Locking Transition in a Chirped Superconducting Josephson Resonator," *Phys. Rev. Lett.* **101**, 117005 (2008), [arXiv:0805.1959](#).
- [1129] I. Siddiqi, R. Vijay, F. Pierre, C. M. Wilson, L. Frunzio, M. Metcalfe, C. Rigetti, R. J. Schoelkopf, M. H. Devoret, D. Vion, and D. Esteve, "Direct Observation of Dynamical Bifurcation between Two Driven Oscillation States of a Josephson Junction," *Phys. Rev. Lett.* **94**, 027005 (2005), [arXiv:cond-mat/0312553](#).
- [1130] M. A. Castellanos-Beltran and K. W. Lehnert, "Widely tunable parametric amplifier based on a superconducting quantum interference device array resonator," *Appl. Phys. Lett.* **91**, 083509 (2007), [arXiv:0706.2373](#).
- [1131] M. A. Castellanos-Beltran, K. D. Irwin, L. R. Vale, G. C. Hilton, and K. W. Lehnert, "Bandwidth and dynamic range of a widely tunable josephson parametric amplifier," *IEEE Trans. Appl. Supercond.* **19**, 944 (2009), [arXiv:0903.1243](#).
- [1132] A. Kamal, A. Marblestone, and M. Devoret, "Signal-to-pump back action and self-oscillation in double-pump Josephson parametric amplifier," *Phys. Rev. B* **79**, 184301 (2009), [arXiv:0902.0007](#).
- [1133] M. A. Castellanos-Beltran, *Development of a Josephson Parametric Amplifier for the Preparation and Detection of Nonclassical States of Microwave Fields*, Ph.D. thesis, University of Colorado, Boulder (2010).
- [1134] K. W. Murch, S. J. Weber, C. Macklin, and I. Siddiqi, "Observing single quantum trajectories of a superconducting quantum bit," *Nature* **502**, 211 (2013), [arXiv:1305.7270](#).
- [1135] J. Y. Mutus, T. C. White, E. Jeffrey, D. Sank, R. Barends, J. Bochmann, Y. Chen, Z. Chen, B. Chiaro, A. Dunsworth, J. Kelly, A. Megrant, C. Neill, P. J. J. O'Malley, P. Roushan,

- A. Vainsencher, J. Wenner, I. Siddiqi, R. Vijay, A. N. Cleland, and J. M. Martinis, “Design and characterization of a lumped element single-ended superconducting microwave parametric amplifier with on-chip flux bias line,” *Appl. Phys. Lett.* **103**, 122602 (2013), [arXiv:1308.1376](#).
- [1136] W. Wustmann and V. Shumeiko, “Parametric resonance in tunable superconducting cavities,” *Phys. Rev. B* **87**, 184501 (2013), [arXiv:1302.3484](#).
- [1137] G. de Lange, D. Ristè, M. J. Tiggelman, C. Eichler, L. Tornberg, G. Johansson, A. Wallraff, R. N. Schouten, and L. DiCarlo, “Reversing Quantum Trajectories with Analog Feedback,” *Phys. Rev. Lett.* **112**, 080501 (2014), [arXiv:1311.5472](#).
- [1138] C. Eichler and A. Wallraff, “Controlling the dynamic range of a Josephson parametric amplifier,” *EPJ Quantum Technol.* **1**, 2 (2014).
- [1139] J. Y. Mutus, T. C. White, R. Barends, Y. Chen, Z. Chen, B. Chiaro, A. Dunsworth, E. Jeffrey, J. Kelly, A. Megrant, C. Neill, P. J. J. O’Malley, P. Roushan, D. Sank, A. Vainsencher, J. Wenner, K. M. Sundqvist, A. N. Cleland, and J. M. Martinis, “Strong environmental coupling in a Josephson parametric amplifier,” *Appl. Phys. Lett.* **104**, 263513 (2014), [arXiv:1401.3799](#).
- [1140] M. Simoen, C. W. S. Chang, P. Krantz, J. Bylander, W. Wustmann, V. Shumeiko, P. Delsing, and C. M. Wilson, “Characterization of a multimode coplanar waveguide parametric amplifier,” *J. Appl. Phys.* **118**, 154501 (2015), [arXiv:1409.8160](#).
- [1141] X. Zhou, V. Schmitt, P. Bertet, D. Vion, W. Wustmann, V. Shumeiko, and D. Esteve, “High-gain weakly nonlinear flux-modulated Josephson parametric amplifier using a SQUID array,” *Phys. Rev. B* **89**, 214517 (2014).
- [1142] T. Roy, S. Kundu, M. Chand, A. M. Vadiraj, A. Ranadive, N. Nehra, M. P. Patankar, J. Aumentado, A. A. Clerk, and R. Vijay, “Broadband parametric amplification with impedance engineering: Beyond the gain-bandwidth product,” *Appl. Phys. Lett.* **107**, 262601 (2015), [arXiv:1510.03065](#).
- [1143] M. Mück, M.-O. André, J. Clarke, J. Gail, and C. Heiden, “Radio-frequency amplifier based on a niobium dc superconducting quantum interference device with microstrip input coupling,” *Appl. Phys. Lett.* **72**, 2885 (1998).
- [1144] M. Mück, C. Welzel, and J. Clarke, “Superconducting quantum interference device amplifiers at gigahertz frequencies,” *Appl. Phys. Lett.* **82**, 3266 (2003).
- [1145] L. Spietz, K. Irwin, and J. Aumentado, “Input impedance and gain of a gigahertz amplifier using a dc superconducting quantum interference device in a quarter wave resonator,” *Appl. Phys. Lett.* **93**, 82506 (2008).
- [1146] L. Spietz, K. Irwin, and J. Aumentado, “Superconducting quantum interference device amplifiers with over 27 GHz of gain-bandwidth product operated in the 4-8 GHz frequency range,” *Appl. Phys. Lett.* **95**, 92505 (2009).
- [1147] L. Spietz, K. Irwin, M. Lee, and J. Aumentado, “Noise performance of lumped element direct current superconducting quantum interference device amplifiers in the 4-8 GHz range,” *Appl. Phys. Lett.* **97**, 142502 (2010), [arXiv:1009.4673](#).
- [1148] M. Hatridge, R. Vijay, D. H. Slichter, J. Clarke, and I. Siddiqi, “Dispersive magnetometry with a quantum limited SQUID parametric amplifier,” *Phys. Rev. B* **83**, 134501 (2011), [arXiv:1003.2466](#).
- [1149] B. Abdo, A. Kamal, and M. Devoret, “Nondegenerate three-wave mixing with the Josephson ring modulator,” *Phys. Rev. B* **87**, 14508 (2013), [arXiv:1208.3142](#).
- [1150] P. Campagne-Ibarcq, E. Flurin, N. Roch, D. Darson, P. Morfin, M. Mirrahimi, M. H. Devoret, F. Mallet, and B. Huard, “Persistent Control of a Superconducting Qubit by Stroboscopic Measurement Feedback,” *Phys. Rev. X* **3**, 21008 (2013), [arXiv:1301.6095](#).
- [1151] B. Ho Eom, P. K. Day, H. G. LeDuc, and J. Zmuidzinas, “A wideband, low-noise superconducting amplifier with high dynamic range,” *Nat. Phys.* **8**, 623 (2012), [arXiv:1201.2392](#).
- [1152] O. Yaakobi, L. Friedland, C. Macklin, and I. Siddiqi, “Parametric amplification in Josephson junction embedded transmission lines,” *Phys. Rev. B* **87**, 144301 (2013).
- [1153] K. O’Brien, C. Macklin, I. Siddiqi, and X. Zhang, “Resonant Phase Matching of Josephson Junction Traveling Wave Parametric Amplifiers,” *Phys. Rev. Lett.* **113**, 157001 (2014), [arXiv:1406.2346](#).
- [1154] A. A. Adamyan, S. E. de Graaf, S. E. Kubatkin, and A. V. Danilov, “Superconducting microwave parametric amplifier based on a quasi-fractal slow propagation line,” *J. Appl. Phys.* **119**, 83901 (2016).
- [1155] D. Hover, Y.-F. Chen, G. J. Ribeill, S. Zhu, S. Sendelbach, and R. McDermott, “Superconducting low-inductance undulatory galvanometer microwave amplifier,” *Appl. Phys. Lett.* **100**, 63503 (2012), [arXiv:1109.5209](#).
- [1156] E. A. Tholen, A. Ergul, E. M. Doherty, F. M. Weber, F. Gregis, D. B. Haviland, E. A. Tholén,

- A. Ergül, E. M. Doherty, F. M. Weber, F. Grégis, and D. B. Haviland, “Nonlinearities and parametric amplification in superconducting coplanar waveguide resonators,” *Appl. Phys. Lett.* **90**, 253509 (2007), [arXiv:cond-mat/0702280](#).
- [1157] C. F. Ockeloen-Korppi, E. Damskägg, J.-M. Pirkkalainen, T. T. Heikkilä, F. Massel, and M. A. Sillanpää, “Low-Noise Amplification and Frequency Conversion with a Multiport Microwave Optomechanical Device,” *Phys. Rev. X* **6**, 41024 (2016), [arXiv:1602.05779](#).
- [1158] C. F. Ockeloen-Korppi, E. Damskägg, J.-M. Pirkkalainen, T. T. Heikkilä, F. Massel, and M. A. Sillanpää, “Noiseless Quantum Measurement and Squeezing of Microwave Fields Utilizing Mechanical Vibrations,” *Phys. Rev. Lett.* **118**, 103601 (2017), [arXiv:1610.09980](#).
- [1159] R. J. Glauber, “Photon Correlations,” *Phys. Rev. Lett.* **10**, 84 (1963).
- [1160] R. J. Glauber, “The Quantum Theory of Optical Coherence,” *Phys. Rev.* **130**, 2529 (1963).
- [1161] L. Mandel and E. Wolf, “Coherence Properties of Optical Fields,” *Rev. Mod. Phys.* **37**, 231 (1965).
- [1162] H. Paul, “Photon antibunching,” *Rev. Mod. Phys.* **54**, 1061 (1982).
- [1163] H. J. Kimble, M. Dagenais, and L. Mandel, “Photon Antibunching in Resonance Fluorescence,” *Phys. Rev. Lett.* **39**, 691 (1977).
- [1164] F. Diedrich and H. Walther, “Nonclassical radiation of a single stored ion,” *Phys. Rev. Lett.* **58**, 203 (1987).
- [1165] T. Basché, W. E. Moerner, M. Orrit, and H. Talon, “Photon antibunching in the fluorescence of a single dye molecule trapped in a solid,” *Phys. Rev. Lett.* **69**, 1516 (1992).
- [1166] A. Kuhn, M. Hennrich, and G. Rempe, “Deterministic Single-Photon Source for Distributed Quantum Networking,” *Phys. Rev. Lett.* **89**, 67901 (2002).
- [1167] E. Zakka-Bajjani, J. Dufouleur, N. Coulombel, P. Roche, D. C. Glatthli, and F. Portier, “Experimental Determination of the Statistics of Photons Emitted by a Tunnel Junction,” *Phys. Rev. Lett.* **104**, 206802 (2010), [arXiv:1001.1411](#).
- [1168] N. B. Grosse, T. Symul, M. Stobińska, T. C. Ralph, and P. K. Lam, “Measuring photon antibunching from continuous variable sideband squeezing,” *Phys. Rev. Lett.* **98**, 153603 (2007), [arXiv:quant-ph/0609033](#).
- [1169] S. Virally, J. O. Simoneau, C. Lupien, and B. Reulet, “Discrete photon statistics from continuous microwave measurements,” *Phys. Rev. A* **93**, 43813 (2016), [arXiv:1510.03904](#).
- [1170] J. Goetz, S. Pogorzalek, F. Deppe, K. G. Fedorov, P. Eder, M. Fischer, F. Wulschner, E. Xie, A. Marx, and R. Gross, “Photon Statistics of Propagating Thermal Microwaves,” *Phys. Rev. Lett.* **118**, 103602 (2017), [arXiv:1609.07353](#).
- [1171] V. Bužek, G. Adam, and G. Drobný, “Quantum state reconstruction and detection of quantum coherences on different observation levels,” *Phys. Rev. A* **54**, 804 (1996).
- [1172] R. P. Feynman, “Simulating Physics with Computers,” *Int. J. Theor. Phys.* **21**, 467 (1982).
- [1173] I. Buluta and F. Nori, “Quantum Simulators,” *Science* **326**, 108 (2009).
- [1174] I. M. Georgescu, S. Ashhab, and F. Nori, “Quantum simulation,” *Rev. Mod. Phys.* **86**, 153 (2014), [arXiv:1308.6253](#).
- [1175] P. J. Leek, J. M. Fink, A. Blais, R. Bianchetti, M. Göppl, J. M. Gambetta, D. I. Schuster, L. Frunzio, R. J. Schoelkopf, and A. Wallraff, “Observation of Berry’s Phase in a Solid-State Qubit,” *Science* **318**, 1889 (2007), [arXiv:0711.0218](#).
- [1176] S. Berger, M. Pechal, S. Pugnetti, A. A. Abdumalikov, L. Steffen, A. Fedorov, A. Wallraff, and S. Filipp, “Geometric phases in superconducting qubits beyond the two-level approximation,” *Phys. Rev. B* **85**, 220502 (2012), [arXiv:1204.1278](#).
- [1177] S. Berger, M. Pechal, A. A. Abdumalikov, C. Eichler, L. Steffen, A. Fedorov, A. Wallraff, and S. Filipp, “Exploring the effect of noise on the Berry phase,” *Phys. Rev. A* **87**, 060303 (2013), [arXiv:1302.3305](#).
- [1178] A. Muthukrishnan and C. R. Stroud, Jr., “Multivalued logic gates for quantum computation,” *Phys. Rev. A* **62**, 52309 (2000), [arXiv:quant-ph/0002033](#).
- [1179] S. Bullock, D. O’Leary, and G. Brennen, “Asymptotically Optimal Quantum Circuits for d -Level Systems,” *Phys. Rev. Lett.* **94**, 230502 (2005), [arXiv:quant-ph/0410116](#).
- [1180] B. P. Lanyon, M. Barbieri, M. P. Almeida, T. Jennewein, T. C. Ralph, K. J. Resch, G. J. Pryde, J. L. O’Brien, A. Gilchrist, and A. G. White, “Simplifying quantum logic using higher-dimensional Hilbert spaces,” *Nat. Phys.* **5**, 134 (2008).
- [1181] M. Neeley, M. Ansmann, R. C. Bialczak, M. Hofheinz, E. Lucero, A. D. O’Connell, D. Sank, H. Wang, J. Wenner, A. N. Cleland, M. R. Geller, and J. M. Martinis, “Emulation of a Quantum Spin with a Superconducting Phase Qudit,” *Science* **325**, 722 (2009).
- [1182] F. Nori, “Quantum Football,” *Science* **325**, 689 (2009).

- [1183] A. A. Abdumalikov Jr, J. M. Fink, K. Juliusson, M. Pechal, S. Berger, A. Wallraff, and S. Filipp, “Experimental realization of non-Abelian non-adiabatic geometric gates,” *Nature* **496**, 482 (2013), [arXiv:1304.5186](#).
- [1184] M. Z. Hasan and C. L. Kane, “Colloquium: Topological insulators,” *Rev. Mod. Phys.* **82**, 3045 (2010), [arXiv:1002.3895](#).
- [1185] X.-L. Qi and S.-C. Zhang, “Topological insulators and superconductors,” *Rev. Mod. Phys.* **83**, 1057 (2011), [arXiv:1008.2026](#).
- [1186] C.-K. Chiu, J. C. Y. Teo, A. P. Schnyder, and S. Ryu, “Classification of topological quantum matter with symmetries,” *Rev. Mod. Phys.* **88**, 035005 (2016), [arXiv:1505.03535](#).
- [1187] M. D. Schroer, M. H. Kolodrubetz, W. F. Kindel, M. Sandberg, J. Gao, M. R. Vissers, D. P. Pappas, A. Polkovnikov, and K. W. Lehnert, “Measuring a Topological Transition in an Artificial Spin-1/2 System,” *Phys. Rev. Lett.* **113**, 050402 (2014), [arXiv:1406.1817](#).
- [1188] P. Roushan, C. Neill, Y. Chen, M. Kolodrubetz, C. Quintana, N. Leung, M. Fang, R. Barends, B. Campbell, Z. Chen, B. Chiaro, A. Dunsworth, E. Jeffrey, J. Kelly, A. Megrant, J. Mutus, P. J. J. O’Malley, D. Sank, A. Vainsencher, J. Wenner, T. White, A. Polkovnikov, A. N. Cleland, and J. M. Martinis, “Observation of topological transitions in interacting quantum circuits,” *Nature* **515**, 241 (2014), [arXiv:1407.1585](#).
- [1189] Y. P. Zhong, D. Xu, P. Wang, C. Song, Q. J. Guo, W. X. Liu, K. Xu, B. X. Xia, C.-Y. Lu, S. Han, J.-W. Pan, and H. Wang, “Emulating Anyonic Fractional Statistical Behavior in a Superconducting Quantum Circuit,” *Phys. Rev. Lett.* **117**, 110501 (2016), [arXiv:1608.04890](#).
- [1190] J. Q. You, X. F. Shi, X. Hu, and F. Nori, “Quantum emulation of a spin system with topologically protected ground states using superconducting quantum circuits,” *Phys. Rev. B* **81**, 014505 (2010), [arXiv:0912.0633](#).
- [1191] J. Q. You, Z. D. Wang, W. Zhang, and F. Nori, “Encoding a qubit with Majorana modes in superconducting circuits,” *Sci. Rep.* **4**, 5535 (2014), [arXiv:1108.3712](#).
- [1192] Y. Chen, P. Roushan, D. Sank, C. Neill, E. Lucero, M. Mariantoni, R. Barends, B. Chiaro, J. Kelly, A. Megrant, J. Y. Mutus, P. J. J. O’Malley, A. Vainsencher, J. Wenner, T. C. White, Y. Yin, A. N. Cleland, and J. M. Martinis, “Emulating weak localization using a solid-state quantum circuit,” *Nat. Commun.* **5**, 5184 (2014), [arXiv:1403.6808](#).
- [1193] R. Barends, L. Lamata, J. Kelly, L. García-Álvarez, A. G. Fowler, A. Megrant, E. Jeffrey, T. C. White, D. Sank, J. Y. Mutus, B. Campbell, Y. Chen, Z. Chen, B. Chiaro, A. Dunsworth, I.-C. Hoi, C. Neill, P. J. J. O’Malley, C. Quintana, P. Roushan, A. Vainsencher, J. Wenner, E. Solano, and J. M. Martinis, “Digital quantum simulation of fermionic models with a superconducting circuit,” *Nat. Commun.* **6**, 7654 (2015), [arXiv:1501.07703v1](#).
- [1194] P. J. J. O’Malley, R. Babbush, I. D. Kivlichan, J. Romero, J. R. McClean, R. Barends, J. Kelly, P. Roushan, A. Tranter, N. Ding, B. Campbell, Y. Chen, Z. Chen, B. Chiaro, A. Dunsworth, A. G. Fowler, E. Jeffrey, E. Lucero, A. Megrant, J. Y. Mutus, M. Neeley, C. Neill, C. Quintana, D. Sank, A. Vainsencher, J. Wenner, T. C. White, P. V. Coveney, P. J. Love, H. Neven, A. Aspuru-Guzik, and J. M. Martinis, “Scalable Quantum Simulation of Molecular Energies,” *Phys. Rev. X* **6**, 031007 (2016), [arXiv:1512.06860](#).
- [1195] Y. Zhang, L. Yu, J.-Q. Liang, G. Chen, S. Jia, and F. Nori, “Quantum phases in circuit QED with a superconducting qubit array,” *Sci. Rep.* **4**, 4083 (2014), [arXiv:1308.3948](#).
- [1196] I. Carusotto and C. Ciuti, “Quantum fluids of light,” *Rev. Mod. Phys.* **85**, 299 (2013).
- [1197] D. I. Tsomokos, S. Ashhab, and F. Nori, “Using superconducting qubit circuits to engineer exotic lattice systems,” *Phys. Rev. A* **82**, 052311 (2010), [arXiv:1009.2888](#).
- [1198] G. Zhu, S. Schmidt, and J. Koch, “Dispersive regime of the Jaynes-Cummings and Rabi lattice,” *New J. Phys.* **15**, 115002 (2013), [arXiv:1307.2505](#).
- [1199] J. Koch and K. Le Hur, “Superfluid-Mott-insulator transition of light in the Jaynes-Cummings lattice,” *Phys. Rev. A* **80**, 023811 (2009), [arXiv:0905.4005](#).
- [1200] J. Raftery, D. Sadri, S. Schmidt, H. E. Türeci, and A. A. Houck, “Observation of a Dissipation-Induced Classical to Quantum Transition,” *Phys. Rev. X* **4**, 031043 (2014), [arXiv:1312.2963](#).
- [1201] D. L. Underwood, W. E. Shanks, J. Koch, and A. A. Houck, “Low-disorder microwave cavity lattices for quantum simulation with photons,” *Phys. Rev. A* **86**, 023837 (2012), [arXiv:1203.5363](#).
- [1202] D. L. Underwood, W. E. Shanks, A. C. Y. Li, L. Ateshian, J. Koch, and A. A. Houck, “Imaging Photon Lattice States by Scanning Defect Microscopy,” *Phys. Rev. X* **6**, 021044 (2016), [arXiv:1510.08428](#).
- [1203] D. P. DiVincenzo, “The Physical Implementation of Quantum Computation,” *Fortschritte der Phys.* **48**, 771 (2000), [arXiv:quant-ph/0002077](#).

- [1204] G. Wendin, “Quantum information processing with superconducting circuits: a review,” *Reports Prog. Phys.* **80**, 106001 (2017), [arXiv:1610.02208](#).
- [1205] D. Ristè, J. G. van Leeuwen, H.-S. Ku, K. W. Lehnert, and L. DiCarlo, “Initialization by Measurement of a Superconducting Quantum Bit Circuit,” *Phys. Rev. Lett.* **109**, 50507 (2012).
- [1206] J. E. Johnson, C. Macklin, D. H. Slichter, R. Vijay, E. B. Weingarten, J. Clarke, and I. Siddiqi, “Heralded State Preparation in a Superconducting Qubit,” *Phys. Rev. Lett.* **109**, 050506 (2012), [arXiv:1202.5541](#).
- [1207] L. C. G. Govia and F. K. Wilhelm, “Unitary-Feedback-Improved Qubit Initialization in the Dispersive Regime,” *Phys. Rev. Appl.* **4**, 054001 (2015), [arXiv:1506.05339](#).
- [1208] K. Geerlings, Z. Leghtas, I. M. Pop, S. Shankar, L. Frunzio, R. J. Schoelkopf, M. Mirrahimi, and M. H. Devoret, “Demonstrating a Driven Reset Protocol for a Superconducting Qubit,” *Phys. Rev. Lett.* **110**, 120501 (2013), [arXiv:1211.0491](#).
- [1209] M. D. Reed, B. R. Johnson, A. A. Houck, L. DiCarlo, J. M. Chow, D. I. Schuster, L. Frunzio, and R. J. Schoelkopf, “Fast reset and suppressing spontaneous emission of a superconducting qubit,” *Appl. Phys. Lett.* **96**, 203110 (2010), [arXiv:1003.0142](#).
- [1210] J. Tuorila, M. Partanen, T. Ala-Nissila, and M. Möttönen, “Efficient protocol for qubit initialization with a tunable environment,” *npj Quantum Inf.* **3**, 27 (2017), [arXiv:1612.04160](#).
- [1211] C. C. Bultink, M. A. Rol, T. E. O’Brien, X. Fu, B. C. S. Dikken, C. Dickel, R. F. L. Vermeulen, J. C. de Sterke, A. Bruno, R. N. Schouten, and L. DiCarlo, “Active Resonator Reset in the Non-linear Dispersive Regime of Circuit QED,” *Phys. Rev. Appl.* **6**, 034008 (2016), [arXiv:1604.00916](#).
- [1212] D. T. McClure, H. Paik, L. S. Bishop, M. Steffen, J. M. Chow, and J. M. Gambetta, “Rapid Driven Reset of a Qubit Readout Resonator,” *Phys. Rev. Appl.* **5**, 011001 (2016), [arXiv:1503.01456](#).
- [1213] S. Boutin, C. K. Andersen, J. Venkatraman, A. J. Ferris, and A. Blais, “Resonator reset in circuit QED by optimal control for large open quantum systems,” *Phys. Rev. A* **96**, 042315 (2017), [arXiv:1609.03170](#).
- [1214] D. Ristè, C. C. Bultink, M. J. Tiggelman, R. N. Schouten, K. W. Lehnert, and L. DiCarlo, “Millisecond charge-parity fluctuations and induced decoherence in a superconducting transmon qubit,” *Nat. Commun.* **4**, 1913 (2013), [arXiv:1212.5459](#).
- [1215] A. J. Berkley, H. Xu, R. C. Ramos, M. A. Gubrud, F. W. Strauch, P. R. Johnson, J. R. Anderson, A. J. Dragt, C. J. Lobb, and F. C. Wellstood, “Entangled Macroscopic Quantum States in Two Superconducting Qubits,” *Science* **300**, 1548 (2003).
- [1216] R. McDermott, R. W. Simmonds, M. Steffen, K. B. Cooper, K. Cicak, K. D. Osborn, S. Oh, D. P. Pappas, and J. M. Martinis, “Simultaneous State Measurement of Coupled Josephson Phase Qubits,” *Science* **307**, 1299 (2005).
- [1217] A. N. Cleland and M. R. Geller, “Superconducting Qubit Storage and Entanglement with Nanomechanical Resonators,” *Phys. Rev. Lett.* **93**, 070501 (2004), [arXiv:cond-mat/0311007](#).
- [1218] C. Eichler, C. Lang, J. M. Fink, J. Govenius, S. Filipp, and A. Wallraff, “Observation of Entanglement between Itinerant Microwave Photons and a Superconducting Qubit,” *Phys. Rev. Lett.* **109**, 240501 (2012), [arXiv:1209.0441](#).
- [1219] A. Fedorov, L. Steffen, M. Baur, M. P. da Silva, and A. Wallraff, “Implementation of a Toffoli gate with superconducting circuits,” *Nature* **481**, 170 (2011), [arXiv:1108.3966](#).
- [1220] M. D. Reed, L. DiCarlo, S. E. Nigg, L. Sun, L. Frunzio, S. M. Girvin, and R. J. Schoelkopf, “Realization of three-qubit quantum error correction with superconducting circuits,” *Nature* **482**, 382 (2012), [arXiv:1109.4948](#).
- [1221] A. Córcoles, E. Magesan, S. J. Srinivasan, A. W. Cross, M. Steffen, J. M. Gambetta, and J. M. Chow, “Demonstration of a quantum error detection code using a square lattice of four superconducting qubits,” *Nat. Commun.* **6**, 6979 (2015).
- [1222] R. Barends, A. Shabani, L. Lamata, J. Kelly, A. Mezzacapo, U. L. Heras, R. Babbush, A. G. Fowler, B. Campbell, Y. Chen, Z. Chen, B. Chiaro, A. Dunsworth, E. Jeffrey, E. Lucero, A. Megrant, J. Y. Mutus, M. Neeley, C. Neill, P. J. J. O’Malley, C. Quintana, P. Roushan, D. Sank, A. Vainsencher, J. Wenner, T. C. White, E. Solano, H. Neven, and J. M. Martinis, “Digitized adiabatic quantum computing with a superconducting circuit,” *Nature* **534**, 222 (2016), [arXiv:1511.03316](#).
- [1223] J. Q. You, J. S. Tsai, and F. Nori, “Scalable quantum computing with Josephson charge qubits,” *Phys. Rev. Lett.* **89**, 197902 (2002), [arXiv:cond-mat/0306209](#).
- [1224] C. Rigetti, A. Blais, and M. Devoret, “Protocol for Universal Gates in Optimally Biased Superconducting Qubits,” *Phys. Rev. Lett.* **94**, 240502 (2005), [arXiv:quant-ph/0412009](#).
- [1225] Y.-X. Liu, L. Wei, J. S. Tsai, and F. Nori, “Controllable Coupling between Flux Qubits,” *Phys.*

- Rev. Lett. **96**, 067003 (2006).
- [1226] M. Grajcar, Y.-X. Liu, F. Nori, and A. M. Zagoskin, “Switchable resonant coupling of flux qubits,” *Phys. Rev. B* **74**, 172505 (2006), [arXiv:cond-mat/0605484](#).
 - [1227] T. Hime, P. A. Reichardt, B. L. T. Plourde, T. L. Robertson, C.-E. Wu, A. V. Ustinov, and J. Clarke, “Solid-State Qubits with Current-Controlled Coupling,” *Science* **314**, 1427 (2006).
 - [1228] A. O. Niskanen, K. Harrabi, F. Yoshihara, Y. Nakamura, S. Lloyd, and J. S. Tsai, “Quantum Coherent Tunable Coupling of Superconducting Qubits,” *Science* **316**, 723 (2007).
 - [1229] S. H. W. Van Der Ploeg, A. Izmailkov, A. M. Van Den Brink, U. Hübner, M. Grajcar, E. Il’ichev, H. G. Meyer, and A. M. Zagoskin, “Controllable coupling of superconducting flux qubits,” *Phys. Rev. Lett.* **98**, 057004 (2007).
 - [1230] R. Harris, A. Berkley, M. Johnson, P. Bunyk, S. Govorkov, M. Thom, S. Uchaikin, A. Wilson, J. Chung, E. Holtham, J. Biamonte, A. Smirnov, M. Amin, and A. Maassen van den Brink, “Sign- and Magnitude-Tunable Coupler for Superconducting Flux Qubits,” *Phys. Rev. Lett.* **98**, 177001 (2007), [arXiv:cond-mat/0608253](#).
 - [1231] T. Yamamoto, M. Watanabe, J. Q. You, Y. A. Pashkin, O. Astafiev, Y. Nakamura, F. Nori, and J. S. Tsai, “Spectroscopy of superconducting charge qubits coupled by a Josephson inductance,” *Phys. Rev. B* **77**, 064505 (2008), [arXiv:0802.0353](#).
 - [1232] R. C. Bialczak, M. Ansmann, M. Hofheinz, M. Lenander, E. Lucero, M. Neeley, A. D. O’Connell, D. Sank, H. Wang, M. Weides, J. Wenner, T. Yamamoto, A. N. Cleland, and J. M. Martinis, “Fast Tunable Coupler for Superconducting Qubits,” *Phys. Rev. Lett.* **106**, 060501 (2011).
 - [1233] M. S. Allman, J. D. Whittaker, M. Castellanos-Beltran, K. Cicak, F. da Silva, M. P. DeFeo, F. Lecocq, A. Sirois, J. D. Teufel, J. Aumentado, and R. W. Simmonds, “Tunable Resonant and Nonresonant Interactions between a Phase Qubit and *LC* Resonator,” *Phys. Rev. Lett.* **112**, 123601 (2014).
 - [1234] Y. Wu, L.-P. Yang, Y. Zheng, H. Deng, Z. Yan, Y. Zhao, K. Huang, W. J. Munro, K. Nemoto, D.-N. Zheng, C. P. Sun, Y.-X. Liu, X. Zhu, and L. Lu, “An efficient and compact quantum switch for quantum circuits,” (2016), [arXiv:1605.06747](#).
 - [1235] L. F. Wei, Y.-X. Liu, and F. Nori, “Quantum computation with Josephson qubits using a current-biased information bus,” *Phys. Rev. B* **71**, 134506 (2005), [arXiv:cond-mat/0407667](#).
 - [1236] S. Ashhab, S. Matsuo, N. Hatakenaka, and F. Nori, “Generalized switchable coupling for superconducting qubits using double resonance,” *Phys. Rev. B* **74**, 184504 (2006), [arXiv:cond-mat/0605685](#).
 - [1237] S. Ashhab and F. Nori, “Switchable coupling for superconducting qubits using double resonance in the presence of crosstalk,” *Phys. Rev. B* **76**, 132513 (2007), [arXiv:cond-mat/0702603](#).
 - [1238] S. Ashhab, A. O. Niskanen, K. Harrabi, Y. Nakamura, T. Picot, P. C. de Groot, C. J. P. M. Harmans, J. E. Mooij, and F. Nori, “Interqubit coupling mediated by a high-excitation-energy quantum object,” *Phys. Rev. B* **77**, 014510 (2008), [arXiv:0709.0237](#).
 - [1239] S. Ashhab, P. C. de Groot, and F. Nori, “Speed limits for quantum gates in multiqubit systems,” *Phys. Rev. A* **85**, 052327 (2012), [arXiv:1202.5872](#).
 - [1240] T. Yamamoto, Y. A. Pashkin, O. Astafiev, Y. Nakamura, and J. S. Tsai, “Demonstration of conditional gate operation using superconducting charge qubits,” *Nature* **425**, 941 (2003), [arXiv:cond-mat/0311067](#).
 - [1241] J. H. Plantenberg, P. C. de Groot, C. J. P. M. Harmans, and J. E. Mooij, “Demonstration of controlled-NOT quantum gates on a pair of superconducting quantum bits,” *Nature* **447**, 836 (2007).
 - [1242] L. DiCarlo, J. M. Chow, J. M. Gambetta, L. S. Bishop, B. R. Johnson, D. I. Schuster, J. Majer, A. Blais, L. Frunzio, S. M. Girvin, and R. J. Schoelkopf, “Demonstration of two-qubit algorithms with a superconducting quantum processor,” *Nature* **460**, 240 (2009), [arXiv:0903.2030](#).
 - [1243] A. Barenco, C. H. Bennett, R. Cleve, D. P. DiVincenzo, N. Margolus, P. Shor, T. Sleator, J. A. Smolin, and H. Weinfurter, “Elementary gates for quantum computation,” *Phys. Rev. A* **52**, 3457 (1995).
 - [1244] M. Ansmann, H. Wang, R. C. Bialczak, M. Hofheinz, E. Lucero, M. Neeley, A. D. O’Connell, D. Sank, M. Weides, J. Wenner, A. N. Cleland, and J. M. Martinis, “Violation of Bell’s inequality in Josephson phase qubits,” *Nature* **461**, 504 (2009).
 - [1245] L. F. Wei, Y.-X. Liu, and F. Nori, “Testing Bell’s inequality in a constantly coupled Josephson circuit by effective single-qubit operations,” *Phys. Rev. B* **72**, 104516 (2005), [arXiv:quant-ph/0408089](#).
 - [1246] L. F. Wei, Y.-X. Liu, M. J. Storz, and F. Nori, “Macroscopic Einstein-Podolsky-Rosen pairs in superconducting circuits,” *Phys. Rev. A* **73**, 52307 (2006), [arXiv:quant-ph/0508027](#).

- [1247] M. Neeley, R. C. Bialczak, M. Lenander, E. Lucero, M. Mariantoni, A. D. O’Connell, D. Sank, H. Wang, M. Weides, J. Wenner, Y. Yin, T. Yamamoto, A. N. Cleland, and J. M. Martinis, “Generation of three-qubit entangled states using superconducting phase qubits,” *Nature* **467**, 570 (2010), [arXiv:1004.4246](#).
- [1248] L. DiCarlo, M. D. Reed, L. Sun, B. R. Johnson, J. M. Chow, J. M. Gambetta, L. Frunzio, S. M. Girvin, M. H. Devoret, and R. J. Schoelkopf, “Preparation and measurement of three-qubit entanglement in a superconducting circuit,” *Nature* **467**, 574 (2010), [arXiv:1004.4324](#).
- [1249] F. Altomare, J. I. Park, K. Cicak, M. A. Sillanpää, M. S. Allman, D. Li, A. Sirois, J. A. Strong, J. D. Whittaker, and R. W. Simmonds, “Tripartite interactions between two phase qubits and a resonant cavity,” *Nat. Phys.* **6**, 777 (2010), [arXiv:1004.0026](#).
- [1250] L. F. Wei, Y.-X. Liu, and F. Nori, “Generation and Control of Greenberger-Horne-Zeilinger Entanglement in Superconducting Circuits,” *Phys. Rev. Lett.* **96**, 246803 (2006).
- [1251] S. Matsuo, S. Ashhab, T. Fujii, F. Nori, K. Nagai, and N. Hatakenaka, “Generation of Macroscopic Entangled States in Coupled Superconducting Phase Qubits,” *J. Phys. Soc. Japan* **76**, 054802 (2007).
- [1252] M. D. Kim and S. Y. Cho, “Macroscopic Greenberger-Horne-Zeilinger and $|\Psi\rangle$ states in flux qubits,” *Phys. Rev. B* **77**, 100508 (2008), [arXiv:0705.3991](#).
- [1253] A. Galiutdinov and J. M. Martinis, “Maximally entangling tripartite protocols for Josephson phase qubits,” *Phys. Rev. A* **78**, 010305 (2008), [arXiv:0804.3159](#).
- [1254] L. S. Bishop, L. Tornberg, D. Price, E. Ginossar, A. Nunnenkamp, A. A. Houck, J. M. Gambetta, J. Koch, G. Johansson, S. M. Girvin, and R. J. Schoelkopf, “Proposal for generating and detecting multi-qubit GHZ states in circuit QED,” *New J. Phys.* **11**, 073040 (2009), [arXiv:0902.0324](#).
- [1255] F. Helmer and F. Marquardt, “Measurement-based synthesis of multiqubit entangled states in superconducting cavity QED,” *Phys. Rev. A* **79**, 052328 (2009), [arXiv:0902.0341](#).
- [1256] Y.-D. Wang, S. Chesi, D. Loss, and C. Bruder, “One-step multiqubit Greenberger-Horne-Zeilinger state generation in a circuit QED system,” *Phys. Rev. B* **81**, 104524 (2010), [arXiv:0911.1396](#).
- [1257] C.-P. Yang, Q.-P. Su, S.-B. Zheng, and S. Han, “Generating entanglement between microwave photons and qubits in multiple cavities coupled by a superconducting qutrit,” *Phys. Rev. A* **87**, 022320 (2013), [arXiv:1106.3237](#).
- [1258] C.-P. Yang, Q.-P. Su, S.-B. Zheng, and F. Nori, “Entangling superconducting qubits in a multi-cavity system,” *New J. Phys.* **18**, 013025 (2016), [arXiv:1506.06108](#).
- [1259] X. Liu, Q. Liao, X. Xu, G. Fang, and S. Liu, “One-step schemes for multiqubit GHZ states and W-class states in circuit QED,” *Opt. Commun.* **359**, 359 (2016).
- [1260] E. Lucero, R. Barends, Y. Chen, J. Kelly, M. Mariantoni, A. Megrant, P. O’Malley, D. Sank, A. Vainsencher, J. Wenner, T. White, Y. Yin, A. N. Cleland, and J. M. Martinis, “Computing prime factors with a Josephson phase qubit quantum processor,” *Nat. Phys.* **8**, 719 (2012), [arXiv:1202.5707](#).
- [1261] C. Song, K. Xu, W. Liu, C. Yang, S.-B. Zheng, H. Deng, Q. Xie, K. Huang, Q. Guo, L. Zhang, P. Zhang, D. Xu, D. Zheng, X. Zhu, H. Wang, Y. A. Chen, C. Y. Lu, S. Han, and J. W. Pan, “10-Qubit Entanglement and Parallel Logic Operations With a Superconducting Circuit,” (2017), [arXiv:1703.10302](#).
- [1262] Y. Zheng, C. Song, M.-C. Chen, B. Xia, W. Liu, Q. Guo, L. Zhang, D. Xu, H. Deng, K. Huang, Y. Wu, Z. Yan, D. Zheng, L. Lu, J.-W. Pan, H. Wang, C.-Y. Lu, and X. Zhu, “Solving Systems of Linear Equations with a Superconducting Quantum Processor,” *Phys. Rev. Lett.* **118**, 210504 (2017), [arXiv:1703.06613](#).
- [1263] R. Barends, J. Kelly, A. Megrant, A. Veitia, D. Sank, E. Jeffrey, T. C. White, J. Mutus, A. G. Fowler, B. Campbell, Y. Chen, Z. Chen, B. Chiaro, A. Dunsworth, C. Neill, P. O’Malley, P. Roushan, A. Vainsencher, J. Wenner, A. N. Korotkov, A. N. Cleland, and J. M. Martinis, “Superconducting quantum circuits at the surface code threshold for fault tolerance,” *Nature* **508**, 500 (2014).
- [1264] S. Sheldon, L. S. Bishop, E. Magesan, S. Filipp, J. M. Chow, and J. M. Gambetta, “Characterizing errors on qubit operations via iterative randomized benchmarking,” *Phys. Rev. A* **93**, 012301 (2016), [arXiv:1504.06597](#).
- [1265] S. Sheldon, E. Magesan, J. M. Chow, and J. M. Gambetta, “Procedure for systematically tuning up cross-talk in the cross-resonance gate,” *Phys. Rev. A* **93**, 060302 (2016), [arXiv:1603.04821](#).
- [1266] C. Rigetti and M. Devoret, “Fully microwave-tunable universal gates in superconducting qubits with linear couplings and fixed transition frequencies,” *Phys. Rev. B* **81**, 134507 (2010).
- [1267] J. M. Chow, A. D. Córcoles, J. M. Gambetta, C. Rigetti, B. R. Johnson, J. A. Smolin, J. R. Rozen, G. A. Keefe, M. B. Rothwell, M. B. Ketchen, and M. Steffen, “Simple All-Microwave

- Entangling Gate for Fixed-Frequency Superconducting Qubits,” *Phys. Rev. Lett.* **107**, 080502 (2011), [arXiv:1106.0553](#).
- [1268] A. W. Cross and J. M. Gambetta, “Optimized pulse shapes for a resonator-induced phase gate,” *Phys. Rev. A* **91**, 032325 (2015), [arXiv:1411.5436](#).
- [1269] S. Puri and A. Blais, “High-Fidelity Resonator-Induced Phase Gate with Single-Mode Squeezing,” *Phys. Rev. Lett.* **116**, 180501 (2016), [arXiv:1601.03275](#).
- [1270] H. Paik, A. Mezzacapo, M. Sandberg, D. T. McClure, B. Abdo, A. D. Córcoles, O. Dial, D. F. Bogorin, B. L. T. Plourde, M. Steffen, A. W. Cross, J. M. Gambetta, and J. M. Chow, “Experimental Demonstration of a Resonator-Induced Phase Gate in a Multiqubit Circuit-QED System,” *Phys. Rev. Lett.* **117**, 250502 (2016), [arXiv:1606.00685](#).
- [1271] J. M. Chow, J. M. Gambetta, A. W. Cross, S. T. Merkel, C. Rigetti, and M. Steffen, “Microwave-activated conditional-phase gate for superconducting qubits,” *New J. Phys.* **15**, 115012 (2013), [arXiv:1307.2594](#).
- [1272] D. C. McKay, S. Filipp, A. Mezzacapo, E. Magesan, J. M. Chow, and J. M. Gambetta, “Universal Gate for Fixed-Frequency Qubits via a Tunable Bus,” *Phys. Rev. Appl.* **6**, 064007 (2016), [arXiv:1604.03076](#).
- [1273] E. Farhi, J. Goldstone, S. Gutmann, J. Lapan, A. Lundgren, and D. Preda, “A Quantum Adiabatic Evolution Algorithm Applied to Random Instances of an NP-Complete Problem,” *Science* **292**, 472 (2001), [arXiv:quant-ph/0104129](#).
- [1274] D. Aharonov, W. van Dam, J. Kempe, Z. Landau, S. Lloyd, and O. Regev, “Adiabatic Quantum Computation is Equivalent to Standard Quantum Computation,” in *45th Annu. IEEE Symp. Found. Comput. Sci.* (IEEE, 2004) p. 42, [arXiv:quant-ph/0405098](#).
- [1275] S. Ashhab, J. R. Johansson, and F. Nori, “Decoherence in a scalable adiabatic quantum computer,” *Phys. Rev. A* **74**, 052330 (2006), [arXiv:quant-ph/0608212](#).
- [1276] T. Albash and D. A. Lidar, “Adiabatic Quantum Computing,” (2016), [arXiv:1611.04471](#).
- [1277] S. H. W. van der Ploeg, A. Izmailkov, M. Grajcar, U. Hubner, S. Linzen, S. Uchaikin, T. Wagner, A. Y. Smirnov, A. M. van den Brink, M. H. S. Amin, A. M. Zagoskin, E. Il’ichev, and H.-G. Meyer, “Adiabatic Quantum Computation With Flux Qubits, First Experimental Results,” *IEEE Trans. Appl. Supercond.* **17**, 113 (2007), [arXiv:cond-mat/0702580](#).
- [1278] R. D. Wilson, A. M. Zagoskin, S. Savel’ev, M. J. Everitt, and F. Nori, “Feedback-controlled adiabatic quantum computation,” *Phys. Rev. A* **86**, 052306 (2012), [arXiv:1301.0459](#).
- [1279] A. Das and B. K. Chakrabarti, “Colloquium: Quantum annealing and analog quantum computation,” *Rev. Mod. Phys.* **80**, 1061 (2008), [arXiv:0801.2193](#).
- [1280] M. W. Johnson, M. H. S. Amin, S. Gildert, T. Lanting, F. Hamze, N. Dickson, R. Harris, A. J. Berkley, J. Johansson, P. Bunyk, E. M. Chapple, C. Enderud, J. P. Hilton, K. Karimi, E. Ladizinsky, N. Ladizinsky, T. Oh, I. Perminov, C. Rich, M. C. Thom, E. Tolkacheva, C. J. S. Truncik, S. Uchaikin, J. Wang, B. Wilson, and G. Rose, “Quantum annealing with manufactured spins,” *Nature* **473**, 194 (2011).
- [1281] N. G. Dickson, M. W. Johnson, M. H. Amin, R. Harris, F. Altomare, A. J. Berkley, P. Bunyk, J. Cai, E. M. Chapple, P. Chavez, F. Cioata, T. Cirip, P. DeBuen, M. Drew-Brook, C. Enderud, S. Gildert, F. Hamze, J. P. Hilton, E. Hoskinson, K. Karimi, E. Ladizinsky, N. Ladizinsky, T. Lanting, T. Mahon, R. Neufeld, T. Oh, I. Perminov, C. Petroff, A. Przybysz, C. Rich, P. Spear, A. Tcaciuc, M. C. Thom, E. Tolkacheva, S. Uchaikin, J. Wang, A. B. Wilson, Z. Merali, and G. Rose, “Thermally assisted quantum annealing of a 16-qubit problem,” *Nat. Commun.* **4**, 1903 (2013).
- [1282] T. Lanting, A. J. Przybysz, A. Y. Smirnov, F. M. Spedalieri, M. H. Amin, A. J. Berkley, R. Harris, F. Altomare, S. Boixo, P. Bunyk, N. Dickson, C. Enderud, J. P. Hilton, E. Hoskinson, M. W. Johnson, E. Ladizinsky, N. Ladizinsky, R. Neufeld, T. Oh, I. Perminov, C. Rich, M. C. Thom, E. Tolkacheva, S. Uchaikin, A. B. Wilson, and G. Rose, “Entanglement in a Quantum Annealing Processor,” *Phys. Rev. X* **4**, 021041 (2014), [arXiv:1401.3500](#).
- [1283] S. Boixo, T. F. Rønnow, S. V. Isakov, Z. Wang, D. Wecker, D. A. Lidar, J. M. Martinis, and M. Troyer, “Evidence for quantum annealing with more than one hundred qubits,” *Nat. Phys.* **10**, 218 (2014), [arXiv:1304.4595](#).
- [1284] S. Boixo, T. Albash, F. M. Spedalieri, N. Chancellor, and D. A. Lidar, “Experimental signature of programmable quantum annealing,” *Nat. Commun.* **4**, 2067 (2013), [arXiv:1212.1739](#).
- [1285] K. L. Pudenz, T. Albash, and D. A. Lidar, “Error-corrected quantum annealing with hundreds of qubits,” *Nat. Commun.* **5**, 3243 (2014), [arXiv:1307.8190v1](#).
- [1286] T. F. Rønnow, Z. Wang, J. Job, S. Boixo, S. V. Isakov, D. Wecker, J. M. Martinis, D. A. Lidar, and M. Troyer, “Defining and detecting quantum speedup,” *Science* **345**, 420 (2014),

- [arXiv:1401.2910](#).
- [1287] A. M. Zagoskin, E. Il'ichev, M. Grajcar, J. J. Betouras, and F. Nori, "How to test the "quantumness" of a quantum computer?" *Front. Phys.* **2**, 30 (2014), [arXiv:1401.2870](#).
 - [1288] B. Heim, T. F. Ronnow, S. V. Isakov, and M. Troyer, "Quantum versus classical annealing of Ising spin glasses," *Science* **348**, 215 (2015), [arXiv:1411.5693](#).
 - [1289] M. H. Amin, "Searching for quantum speedup in quasistatic quantum annealers," *Phys. Rev. A* **92**, 052323 (2015), [arXiv:1503.04216](#).
 - [1290] S. V. Isakov, I. N. Zitchenko, T. F. Ronnow, and M. Troyer, "Optimised simulated annealing for Ising spin glasses," *Comput. Phys. Commun.* **192**, 265 (2015), [arXiv:1401.1084](#).
 - [1291] S. Boixo, V. N. Smelyanskiy, A. Shabani, S. V. Isakov, M. Dykman, V. S. Denchev, M. H. Amin, A. Y. Smirnov, M. Mohseni, and H. Neven, "Computational multiqubit tunnelling in programmable quantum annealers," *Nat. Commun.* **7**, 10327 (2016), [arXiv:1502.05754](#).
 - [1292] V. S. Denchev, S. Boixo, S. V. Isakov, N. Ding, R. Babbush, V. Smelyanskiy, J. Martinis, and H. Neven, "What is the Computational Value of Finite-Range Tunneling?" *Phys. Rev. X* **6**, 031015 (2016), [arXiv:1512.02206](#).
 - [1293] S. J. Devitt, W. J. Munro, and K. Nemoto, "Quantum error correction for beginners," *Reports Prog. Phys.* **76**, 076001 (2013), [arXiv:0905.2794](#).
 - [1294] B. M. Terhal, "Quantum error correction for quantum memories," *Rev. Mod. Phys.* **87**, 307 (2015), [arXiv:1302.3428](#).
 - [1295] P. W. Shor, "Scheme for reducing decoherence in quantum computer memory," *Phys. Rev. A* **52**, R2493 (1995).
 - [1296] D. G. Cory, M. D. Price, W. Maas, E. Knill, R. Laflamme, W. H. Zurek, T. F. Havel, and S. S. Somaroo, "Experimental Quantum Error Correction," *Phys. Rev. Lett.* **81**, 2152 (1998).
 - [1297] Y. P. Zhong, Z. L. Wang, J. M. Martinis, A. N. Cleland, A. N. Korotkov, and H. Wang, "Reducing the impact of intrinsic dissipation in a superconducting circuit by quantum error detection," *Nat. Commun.* **5**, 3135 (2014).
 - [1298] J. Kelly, R. Barends, A. G. Fowler, A. Megrant, E. Jeffrey, T. C. White, D. Sank, J. Y. Mutus, B. Campbell, Y. Chen, Z. Chen, B. Chiaro, A. Dunsworth, I.-C. Hoi, C. Neill, P. J. J. O'Malley, C. Quintana, P. Roushan, A. Vainsencher, J. Wenner, A. N. Cleland, and J. M. Martinis, "State preservation by repetitive error detection in a superconducting quantum circuit," *Nature* **519**, 66 (2015), [arXiv:1411.7403](#).
 - [1299] J. Kerckhoff, L. Bouten, A. Silberfarb, and H. Mabuchi, "Physical model of continuous two-qubit parity measurement in a cavity-QED network," *Phys. Rev. A* **79**, 024305 (2009), [arXiv:0812.1246](#).
 - [1300] K. Lalumière, J. M. Gambetta, and A. Blais, "Tunable joint measurements in the dispersive regime of cavity QED," *Phys. Rev. A* **81**, 040301 (2010), [arXiv:0911.5322](#).
 - [1301] L. Tornberg and G. Johansson, "High-fidelity feedback-assisted parity measurement in circuit QED," *Phys. Rev. A* **82**, 12329 (2010), [arXiv:1003.5488](#).
 - [1302] A. F. Kockum, L. Tornberg, and G. Johansson, "Undoing measurement-induced dephasing in circuit QED," *Phys. Rev. A* **85**, 052318 (2012), [arXiv:1202.2386](#).
 - [1303] S. E. Nigg and S. M. Girvin, "Stabilizer Quantum Error Correction Toolbox for Superconducting Qubits," *Phys. Rev. Lett.* **110**, 243604 (2013), [arXiv:1212.4000](#).
 - [1304] D. P. DiVincenzo and F. Solgun, "Multi-qubit parity measurement in circuit quantum electrodynamics," *New J. Phys.* **15**, 75001 (2013), [arXiv:1205.1910](#).
 - [1305] L. Tornberg, S. Barzanjeh, and D. P. DiVincenzo, "Stochastic-master-equation analysis of optimized three-qubit nondemolition parity measurements," *Phys. Rev. A* **89**, 32314 (2014), [arXiv:1311.1963](#).
 - [1306] J. Kelly, R. Barends, A. G. Fowler, A. Megrant, E. Jeffrey, T. C. White, D. Sank, J. Y. Mutus, B. Campbell, Y. Chen, Z. Chen, B. Chiaro, A. Dunsworth, E. Lucero, M. Neeley, C. Neill, P. J. J. O'Malley, C. Quintana, P. Roushan, A. Vainsencher, J. Wenner, and J. M. Martinis, "Scalable in situ qubit calibration during repetitive error detection," *Phys. Rev. A* **94**, 032321 (2016), [arXiv:1603.03082](#).
 - [1307] S. B. Bravyi and A. Y. Kitaev, "Quantum codes on a lattice with boundary," (1998), [arXiv:quant-ph/9811052](#).
 - [1308] A. G. Fowler, M. Mariantoni, J. M. Martinis, and A. N. Cleland, "Surface codes: Towards practical large-scale quantum computation," *Phys. Rev. A* **86**, 032324 (2012), [arXiv:1208.0928](#).
 - [1309] S. Shankar, M. Hatridge, Z. Leghtas, K. M. Sliwa, A. Narla, U. Vool, S. M. Girvin, L. Frunzio, M. Mirrahimi, and M. H. Devoret, "Autonomously stabilized entanglement between two superconducting quantum bits," *Nature* **504**, 419 (2013).
 - [1310] J. M. Chow, J. M. Gambetta, E. Magesan, D. W. Abraham, A. W. Cross, B. R. Johnson,

- N. A. Masluk, C. A. Ryan, J. A. Smolin, S. J. Srinivasan, and M. Steffen, “Implementing a strand of a scalable fault-tolerant quantum computing fabric,” *Nat. Commun.* **5**, 4015 (2014), [arXiv:1311.6330](#).
- [1311] M. Takita, A. D. Córcoles, E. Magesan, B. Abdo, M. Brink, A. Cross, J. M. Chow, and J. M. Gambetta, “Demonstration of Weight-Four Parity Measurements in the Surface Code Architecture,” *Phys. Rev. Lett.* **117**, 210505 (2016), [arXiv:1605.01351](#).
- [1312] D. Ristè, S. Poletto, M.-Z. Huang, A. Bruno, V. Vesterinen, O.-P. Saira, and L. DiCarlo, “Detecting bit-flip errors in a logical qubit using stabilizer measurements,” *Nat. Commun.* **6**, 6983 (2015), [arXiv:1411.5542](#).
- [1313] I. L. Chuang, D. W. Leung, and Y. Yamamoto, “Bosonic quantum codes for amplitude damping,” *Phys. Rev. A* **56**, 1114 (1997), [arXiv:quant-ph/9610043](#).
- [1314] D. Gottesman, A. Kitaev, and J. Preskill, “Encoding a qubit in an oscillator,” *Phys. Rev. A* **64**, 012310 (2001), [arXiv:quant-ph/0510107](#).
- [1315] P. Cochrane, G. J. Milburn, and W. Munro, “Macroscopically distinct quantum-superposition states as a bosonic code for amplitude damping,” *Phys. Rev. A* **59**, 2631 (1999).
- [1316] Y.-X. Liu, S. K. Özdemir, A. Miranowicz, and N. Imoto, “Kraus representation of a damped harmonic oscillator and its application,” *Phys. Rev. A* **70**, 042308 (2004), [arXiv:quant-ph/0407263](#).
- [1317] Z. Leghtas, G. Kirchmair, B. Vlastakis, R. J. Schoelkopf, M. H. Devoret, and M. Mirrahimi, “Hardware-Efficient Autonomous Quantum Memory Protection,” *Phys. Rev. Lett.* **111**, 120501 (2013), [arXiv:1207.0679](#).
- [1318] M. Mirrahimi, Z. Leghtas, V. V. Albert, S. Touzard, R. J. Schoelkopf, L. Jiang, and M. H. Devoret, “Dynamically protected cat-qubits: a new paradigm for universal quantum computation,” *New J. Phys.* **16**, 045014 (2014), [arXiv:1312.2017](#).
- [1319] B. M. Terhal and D. Weigand, “Encoding a qubit into a cavity mode in circuit QED using phase estimation,” *Phys. Rev. A* **93**, 012315 (2016), [arXiv:1506.05033](#).
- [1320] V. V. Albert, C. Shu, S. Krastanov, C. Shen, R.-B. Liu, Z.-B. Yang, R. J. Schoelkopf, M. Mirrahimi, M. H. Devoret, and L. Jiang, “Holonomic Quantum Control with Continuous Variable Systems,” *Phys. Rev. Lett.* **116**, 140502 (2016), [arXiv:1503.00194](#).
- [1321] M. Bergmann and P. van Loock, “Quantum error correction against photon loss using NOON states,” *Phys. Rev. A* **94**, 012311 (2016), [arXiv:1512.07605](#).
- [1322] L. Li, C.-L. Zou, V. V. Albert, S. Muralidharan, S. M. Girvin, and L. Jiang, “Cat Codes with Optimal Decoherence Suppression for a Lossy Bosonic Channel,” *Phys. Rev. Lett.* **119**, 030502 (2017), [arXiv:1609.06386](#).
- [1323] M. H. Michael, M. Silveri, R. T. Brierley, V. V. Albert, J. Salmilehto, L. Jiang, and S. M. Girvin, “New Class of Quantum Error-Correcting Codes for a Bosonic Mode,” *Phys. Rev. X* **6**, 031006 (2016), [arXiv:1602.00008](#).
- [1324] V. V. Albert, K. Noh, K. Duivenvoorden, R. T. Brierley, P. Reinhold, C. Vuillot, L. Li, C. Shen, S. M. Girvin, B. M. Terhal, and L. Jiang, “Performance and structure of bosonic codes,” (2017), [arXiv:1708.05010](#).
- [1325] Z. Leghtas, S. Touzard, I. M. Pop, A. Kou, B. Vlastakis, A. Petrenko, K. M. Sliwa, A. Narla, S. Shankar, M. J. Hatridge, M. Reagor, L. Frunzio, R. J. Schoelkopf, M. Mirrahimi, and M. H. Devoret, “Confining the state of light to a quantum manifold by engineered two-photon loss,” *Science* **347**, 853 (2015), [arXiv:1412.4633](#).
- [1326] N. Ofek, A. Petrenko, R. Heeres, P. Reinhold, Z. Leghtas, B. Vlastakis, Y. Liu, L. Frunzio, S. M. Girvin, L. Jiang, M. Mirrahimi, M. H. Devoret, and R. J. Schoelkopf, “Extending the lifetime of a quantum bit with error correction in superconducting circuits,” *Nature* **536**, 441 (2016).
- [1327] K. Bliokh, Y. Bliokh, V. Freilikher, S. Savel’ev, and F. Nori, “Colloquium: Unusual resonators: Plasmonics, metamaterials, and random media,” *Rev. Mod. Phys.* **80**, 1201 (2008), [arXiv:0708.2653](#).
- [1328] N. I. Zheludev and Y. S. Kivshar, “From metamaterials to metadevices,” *Nat. Mater.* **11**, 917 (2012).
- [1329] M. Lapine, I. V. Shadrivov, and Y. S. Kivshar, “Colloquium: Nonlinear metamaterials,” *Rev. Mod. Phys.* **86**, 1093 (2014).
- [1330] V. Savinov, V. A. Fedotov, S. M. Anlage, P. A. J. de Groot, and N. I. Zheludev, “Modulating Sub-THz Radiation with Current in Superconducting Metamaterial,” *Phys. Rev. Lett.* **109**, 243904 (2012).
- [1331] P. Jung, S. Butz, S. V. Shitov, and A. V. Ustinov, “Low-loss tunable metamaterials using superconducting circuits with Josephson junctions,” *Appl. Phys. Lett.* **102**, 062601 (2013), [arXiv:1301.0440](#).

- [1332] G. P. Tsironis, N. Lazarides, and I. Margaris, “Wide-band tuneability, nonlinear transmission, and dynamic multistability in SQUID metamaterials,” *Appl. Phys. A* **117**, 579 (2014).
- [1333] S. M. Anlage, “The physics and applications of superconducting metamaterials,” *J. Opt.* **13**, 24001 (2011), [arXiv:1004.3226](#).
- [1334] P. Jung, A. V. Ustinov, and S. M. Anlage, “Progress in superconducting metamaterials,” *Supercond. Sci. Technol.* **27**, 073001 (2014), [arXiv:1403.6514](#).
- [1335] A. M. Zagorskin, D. Felbacq, and E. Rousseau, “Quantum metamaterials in the microwave and optical ranges,” *EPJ Quantum Technol.* **3**, 2 (2016), [arXiv:1601.06587](#).
- [1336] R. D. Wilson, M. J. Everitt, S. Savel’ev, and A. M. Zagorskin, “The influence of dissipation in a 1D quantum metamaterial,” *Supercond. Sci. Technol.* **26**, 084005 (2013).
- [1337] P. A. Volkov and M. V. Fistul, “Collective quantum coherent oscillations in a globally coupled array of superconducting qubits,” *Phys. Rev. B* **89**, 054507 (2014), [arXiv:1305.7370](#).
- [1338] C. Du, H. Chen, and S. Li, “Quantum left-handed metamaterial from superconducting quantum-interference devices,” *Phys. Rev. B* **74**, 113105 (2006), [arXiv:physics/0511023](#).
- [1339] S. I. Mukhin and M. V. Fistul, “Generation of non-classical photon states in superconducting quantum metamaterials,” *Supercond. Sci. Technol.* **26**, 084003 (2013), [arXiv:1302.5558](#).
- [1340] V. Savinov, A. Tsiatmas, A. R. Buckingham, V. A. Fedotov, P. A. J. de Groot, and N. I. Zheludev, “Flux Exclusion Superconducting Quantum Metamaterial: Towards Quantum-level Switching,” *Sci. Rep.* **2**, 2 (2012).
- [1341] P. Macha, G. Oelsner, J.-M. Reiner, M. Marthaler, S. André, G. Schön, U. Hübner, H.-G. Meyer, E. Il’ichev, and A. V. Ustinov, “Implementation of a quantum metamaterial using superconducting qubits,” *Nat. Commun.* **5**, 5146 (2014), [arXiv:1309.5268](#).
- [1342] K. Kakuyanagi, Y. Matsuzaki, C. Déprez, H. Toida, K. Semba, H. Yamaguchi, W. J. Munro, and S. Saito, “Observation of Collective Coupling between an Engineered Ensemble of Macroscopic Artificial Atoms and a Superconducting Resonator,” *Phys. Rev. Lett.* **117**, 210503 (2016), [arXiv:1606.04222](#).
- [1343] H. Ian, Y.-X. Liu, and F. Nori, “Excitation spectrum for an inhomogeneously dipole-field-coupled superconducting qubit chain,” *Phys. Rev. A* **85**, 053833 (2012), [arXiv:1101.3893](#).
- [1344] D. Shapiro, P. Macha, A. Rubtsov, and A. Ustinov, “Dispersive Response of a Disordered Superconducting Quantum Metamaterial,” *Photonics* **2**, 449 (2015), [arXiv:1504.01634](#).
- [1345] N. Lambert, Y. Matsuzaki, K. Kakuyanagi, N. Ishida, S. Saito, and F. Nori, “Superradiance with an ensemble of superconducting flux qubits,” *Phys. Rev. B* **94**, 224510 (2016), [arXiv:1611.07104](#).
- [1346] J. R. Johansson, P. D. Nation, and F. Nori, “QuTiP: An open-source Python framework for the dynamics of open quantum systems,” *Comput. Phys. Commun.* **183**, 1760 (2012), [arXiv:1110.0573](#).
- [1347] J. R. Johansson, P. D. Nation, and F. Nori, “QuTiP 2: A Python framework for the dynamics of open quantum systems,” *Comput. Phys. Commun.* **184**, 1234 (2013), [arXiv:1211.6518](#).
- [1348] A. Widom, “Quantum electrodynamic circuits at ultralow temperature,” *J. Low Temp. Phys.* **37**, 449 (1979).
- [1349] B. Yurke and J. S. Denker, “Quantum network theory,” *Phys. Rev. A* **29**, 1419 (1984).
- [1350] M. H. Devoret, “Quantum fluctuations in electrical circuits,” *Les Houches, Sess. LXIII* (1995).
- [1351] G. Burkard, R. H. Koch, and D. P. DiVincenzo, “Multilevel quantum description of decoherence in superconducting qubits,” *Phys. Rev. B* **69**, 064503 (2004), [arXiv:cond-mat/0308025](#).
- [1352] U. Vool and M. Devoret, “Introduction to quantum electromagnetic circuits,” *Int. J. Circuit Theory Appl.* (2017), [10.1002/cta.2359](#), [arXiv:1610.03438](#).
- [1353] L. Tornberg, *Superconducting qubits – measurement, entanglement, and noise*, Ph.D. thesis, Chalmers University of Technology, Gothenburg (2009).
- [1354] J. R. Johansson, *Quantum mechanics in superconducting circuits and nanomechanical devices*, Ph.D. thesis, Chalmers University of Technology, Gothenburg (2009).
- [1355] A. F. Kockum, *Quantum optics with artificial atoms*, Ph.D. thesis, Chalmers University of Technology, Gothenburg (2014).
- [1356] H. Goldstein, *Classical Mechanics*, 2nd ed. (Addison-Wesley Publishing Company, Inc., 1980).
- [1357] J. R. Waldram, *Superconductivity of metals and cuprates* (IOP Publishing Ltd, 1996).
- [1358] L. S. Bishop, *Circuit Quantum Electrodynamics*, Ph.D. thesis, Yale University, New Haven (2010).
- [1359] J. J. Sakurai, *Modern Quantum Mechanics* (Addison-Wesley Publishing Company, Inc., 1994).
- [1360] M. E. Peskin and D. V. Schroeder, *An Introduction to Quantum Field Theory* (Westview Press, 1995).
- [1361] J. R. Schrieffer and P. A. Wolff, “Relation between the Anderson and Kondo Hamiltonians,” *Phys. Rev.* **149**, 491 (1966).

- [1362] P. Carbonaro, G. Compagno, and F. Persico, “Canonical dressing of atoms by intense radiation fields,” [Phys. Lett. A](#) **73**, 97 (1979).