

Probing Saturation Physics in the Real Compton Scattering at Ultraperipheral pPb Collisions

V. P. Gonçalves¹, F. S. Navarra² and D. Spiering²

¹ *Instituto de Física e Matemática, Universidade Federal de Pelotas, Caixa Postal 354, CEP 96010-900, Pelotas, RS, Brazil and*

² *Instituto de Física, Universidade de São Paulo, CEP 05315-970 São Paulo, SP, Brazil.*

The Real Compton Scattering in ultraperipheral pPb collisions at RHIC and LHC energies is investigated and predictions for the squared transverse momentum (t) and rapidity (Y) distributions are presented. The scattering amplitude is assumed to be given by the sum of the Reggeon and Pomeron contributions and the Pomeron one is described by the Color Dipole formalism taking into account the non - linear (saturation) effects in the QCD dynamics. We demonstrate that the behaviour of the cross sections at large - t and/or Y is dominated by the Pomeron contribution and is strongly affected by the non - linear effects present in the QCD dynamics. These results indicate that a future experimental analysis of this process can be useful to probe the QCD dynamics at high energies.

PACS numbers:

I. INTRODUCTION

One important open question in the Standard Model of Particle Physics is the understanding of the strong interaction theory - Quantum Chromodynamics (QCD) - in the regime of high energies [1]. In this regime, hadrons are characterized by a large number of gluons and sea quarks, which form a system with a high partonic density. In particular, it is expected that non - linear interactions, associated to e.g. gluonic recombination $gg \rightarrow g$, becomes important and should not be disregarded in the description of the partonic evolution [2]. As a consequence, the transition between the linear and non - linear regimes of the QCD dynamics is expected to occur with the growth of the energy and/or parton density. This transition is described by the saturation scale Q_s , which defines the onset of the non - linear effects. During the last decades, several approaches have been developed to study QCD dynamics at high energies (For recent reviews see, e.g. Ref. [1]). The formalism of the Color Glass Condensate (CGC) [3] is the current state - of - the - art of the theory of partons in the high density regime. This formalism provides a unified description of inclusive and exclusive observables in $ep/pp/pA/AA$ collisions, which satisfactorily describes the existing experimental data. However, as these experimental data can also be described by alternative approaches, it is important to search for observables and/or processes that can discriminate between these distinct descriptions of QCD at high energies. One of the most promising processes is exclusive vector meson photoproduction in hadronic collisions, proposed originally in Ref. [4] and significantly developed over the last years (See, e.g. Refs. [5-14]). As the amplitude for this process is driven by the gluon content of the target, its cross section is strongly sensitive to the underlying QCD dynamics. The study of exclusive vector meson photoproduction in $pp/pA/AA$ collisions, as well as other photon - induced processes [15], became a reality in the last years [16-24] and data from the Run 2 of the LHC are expected to be released soon (For a recent review see [25]).

The studies performed in Refs. [9, 10, 14] have demonstrated that the experimental LHC Run 1 data and the preliminary Run 2 data on exclusive vector meson photoproduction can be successfully described with the color dipole formalism if non - linear effects in the QCD dynamics are taken into account. One of the main advantages of this approach is that the basic ingredients can be constrained by the very precise HERA data and hence the predictions for photon - induced interactions at the LHC are parameter free. Another advantage is that it can be easily extended to describe other final reactions as diffractive heavy quark production [26], exclusive Z^0 photoproduction [27, 28] and the time - like Compton scattering [29-31], providing a unified description of all these exclusive processes. In this paper we extend the color dipole formalism to treat the Real Compton Scattering in ultraperipheral pPb collisions (See Fig. 1) and estimate the corresponding rapidity and squared momentum transfer (t) distributions at RHIC and LHC energies. Our analysis is motivated by the study performed in Ref. [32] using a distinct approach. As we will demonstrate in what follows, our results indicate that the total cross section is dominated by the Reggeon (non - perturbative) contribution. On the other hand, at large - t , the cross section is dominated by the Pomeron contribution, which is described by the dipole approach taking into account non - linear effects. Moreover, we show that the Pomeron contribution also dominates exclusive photon production at large rapidities Y . Finally, we demonstrate that the behavior of the differential cross section at large values of t and Y is strongly affected by the non - linear effects present in the QCD dynamics. Our results indicate that a future experimental analysis can be useful to probe the non - linear (saturation) physics.

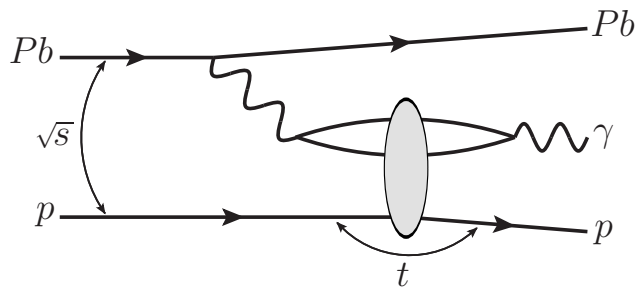


FIG. 1: Real Compton scattering in ultraperipheral pPb collisions.

This paper is organized as follows. In the next Section we present a brief review of the formalism used to describe the Real Compton Scattering in hadronic collisions. In Section III we will present our predictions for the rapidity and t – distributions and in Section IV we will summarize our main conclusions.

II. FORMALISM

In a hadronic collision at high energies, both incident charged particles give rise to strong electromagnetic fields [15]. Consequently, when they collide at large impact parameters, the interaction between them will be dominated by photon – induced processes. In particular, the photon stemming from the electromagnetic field of one of the two colliding hadrons can interact with a photon coming from the other hadron (photon - photon process) or it can interact directly with the other hadron (photon - hadron process). In what follows we will focus on the real Compton process initiated by exclusive photon – hadron interactions. In this process, both incident hadrons will remain intact and two rapidity gaps will appear in the final state, in both sides of the produced photon (See Fig. 1). Moreover, as the photon flux of a nucleus is enhanced by a factor Z^2 in comparison to the proton one, in a pPb collision, the process will be dominated by photons coming from the nucleus. The differential cross section will be given by

$$\frac{d\sigma [\text{Pb} + p \rightarrow \text{Pb} \otimes \gamma \otimes p]}{dY dt} = \left[\omega \frac{dN}{d\omega} \Big|_{\text{Pb}} \frac{d\sigma}{dt}(\gamma p \rightarrow \gamma \otimes p) \right], \quad (1)$$

where ω is the energy of the incident photon in the collider frame, Y is the rapidity of the photon in the final state and $\frac{dN}{d\omega}$ denotes the equivalent photon spectrum of the relativistic incident nucleus. In our calculations, we will assume that the nucleus is moving from the left to the right, which implies that positive rapidities correspond to the nucleus fragmentation region. As in Refs. [9, 14] we will assume that the photon flux associated to the nucleus can be described by the relativistic point – like charge model [15]. Moreover, $d\sigma/dt$ is the differential cross section of the $\gamma p \rightarrow \gamma \otimes p$ process, with the symbol \otimes representing the presence of a rapidity gap in the final state.

The differential cross section for the Real Compton process ($\gamma + p \rightarrow \gamma + p$) can be expressed as follows

$$\frac{d\sigma}{dt} = \frac{1}{16\pi} |\mathcal{A}^{\gamma p \rightarrow \gamma p}(W^2, \Delta)|^2, \quad (2)$$

where $\Delta = -\sqrt{t}$ is the momentum transfer and W^2 is the squared center – of – mass energy. In what follows we will assume that the scattering amplitude is given by

$$\mathcal{A}^{\gamma p \rightarrow \gamma p}(W^2, \Delta) = \mathcal{A}^{\mathcal{R}}(W^2, \Delta) + \mathcal{A}^{\mathcal{P}}(W^2, \Delta), \quad (3)$$

where \mathcal{R} and \mathcal{P} denote the Reggeon and Pomeron contributions, which determine the energy behavior of the cross section at low and high energies, respectively. In order to get the scattering amplitude \mathcal{A} , we will use the fact that its imaginary part determines, through the optical theorem, the total cross section of the process $\gamma + p \rightarrow X$. Following previous studies [32–34], we will assume that $\sigma_{\gamma p \rightarrow X}$ can be expressed by

$$\sigma_{\gamma p}(W^2) = \sigma_{\gamma p}^{\mathcal{R}}(W^2) + \sigma_{\gamma p}^{\mathcal{P}}(W^2). \quad (4)$$

As in Ref. [33] we will assume that $\mathcal{A}^{\mathcal{R}}$ is given by

$$\mathcal{A}_{\mathcal{R}}^{\gamma p \rightarrow \gamma p}(W^2, \Delta) = 16\pi\sigma_{\mathcal{R}}(W^2) e^{B_{\mathcal{R}}t} \quad (5)$$

with $\sigma_{\gamma p}^R(W^2) = 0.135 \cdot (W^2)^{-3}$ mb [33], $B_R(s) = B_1 + 2\alpha'_R(0) \ln(W^2/\mu_0^2)$, $B_1 = 6 \text{ GeV}^{-2}$, $\alpha'_R(0) = 0.9 \text{ GeV}^{-2}$ and $\mu_0^2 = 1 \text{ GeV}^2$ [32]. Moreover, we will assume that the Pomeron contribution can be described by the dipole model [35]. Consequently, the associated scattering amplitude for the $\gamma + p \rightarrow \gamma + p$ process and the total $\gamma + p \rightarrow X$ cross section can be expressed, respectively, by

$$\mathcal{A}_{\mathbb{P}}^{\gamma p \rightarrow \gamma p}(W^2, \Delta) = i \sum_f \int dz d^2\mathbf{r} d^2\mathbf{b} e^{-i[\mathbf{b} - (1/2 - z)\mathbf{r}] \cdot \Delta} [\Psi_\gamma^* \Psi_\gamma(z, \mathbf{r})]_T^f 2\mathcal{N}(x, \mathbf{r}, \mathbf{b}) \quad (6)$$

and

$$\sigma_{\mathbb{P}}^p(W^2) = \sum_f \int dz d^2\mathbf{r} d^2\mathbf{b} [\Psi_\gamma^* \Psi_\gamma(z, \mathbf{r})]_T^f 2\mathcal{N}(x, \mathbf{r}, \mathbf{b}), \quad (7)$$

where \mathbf{r} and z are the dipole transverse radius and the momentum fraction of the photon carried by the quark (the antiquark carries then $1 - z$), respectively. Moreover, the Bjorken - x variable will be given by $x = 4m_f^2/W^2$, with m_f being the mass of the quark of flavor f . Furthermore, \mathbf{b} is the impact parameter of the dipole relative to the proton and $\mathcal{N}(x, \mathbf{r}, \mathbf{b})$ is the forward dipole - proton scattering amplitude (for a dipole at impact parameter \mathbf{b}) which encodes all the information about the hadronic scattering, and thus about the non-linear and quantum effects in the hadron wave function (see below). Finally, $[\Psi_\gamma^* \Psi_\gamma]_T^f$ denotes the photon wave function overlap for an initial photon with transverse polarization, which can be calculated using Quantum Electrodynamics and which is given by

$$[\Psi_\gamma^* \Psi_\gamma(z, \mathbf{r})]_T^f = \frac{3\alpha_{em}e_f^2}{2\pi^2} \{ [z^2 + (1 - z^2)] m_f^2 K_1^2(m_f r) + m_f^2 K_0^2(m_f r) \}. \quad (8)$$

As in Refs. [9, 10, 14], we will use the impact parameter Color Glass Condensate (bCGC) model [36, 37] for the dipole - proton scattering amplitude \mathcal{N} , which is given by [37]

$$\mathcal{N}(x, \mathbf{r}, \mathbf{b}) = \begin{cases} \mathcal{N}_0 \left(\frac{r Q_s(b)}{2} \right)^{2(\gamma_s + \frac{\ln(2/r Q_s(b))}{\kappa \lambda Y})} & r Q_s(b) \leq 2 \\ 1 - e^{-A \ln^2(B r Q_s(b))} & r Q_s(b) > 2 \end{cases} \quad (9)$$

with $\kappa = \chi''(\gamma_s)/\chi'(\gamma_s)$, where χ is the LO BFKL characteristic function. The coefficients A and B are determined uniquely from the condition that $\mathcal{N}(x, \mathbf{r}, \mathbf{b})$, and its derivative with respect to $r Q_s(b)$, are continuous at $r Q_s(b) = 2$. The behavior of \mathcal{N} in the kinematical range $r Q_s(b) \leq 2$ ($r Q_s(b) > 2$) describes the QCD dynamics in the linear (non - linear) regime. The impact parameter dependence of the proton saturation scale $Q_s(b)$ is given by:

$$Q_s(b) \equiv Q_s(x, b) = \left(\frac{x_0}{x} \right)^{\frac{\lambda}{2}} \left[\exp \left(- \frac{b^2}{2B_{CGC}} \right) \right]^{\frac{1}{2\gamma_s}}, \quad (10)$$

with the parameter B_{CGC} being obtained by a fit of the t -dependence of exclusive J/ψ photoproduction. The factors \mathcal{N}_0 and γ_s were taken to be free. In what follows we consider the set of parameters obtained in Ref. [38] by fitting the recent HERA data on the reduced ep cross sections: $\gamma_s = 0.6599$, $\kappa = 9.9$, $B_{CGC} = 5.5 \text{ GeV}^{-2}$, $\mathcal{N}_0 = 0.3358$, $x_0 = 0.00105$ and $\lambda = 0.2063$. As demonstrated in Ref. [38], these models allow us to successfully describe the high precision combined HERA data on inclusive and exclusive processes. Finally, in order to investigate the impact of the non - linear (saturation) effects on the real Compton scattering, we will also estimate the scattering amplitude assuming that $\mathcal{N}(x, \mathbf{r}, \mathbf{b})$ is given by the linear part of the bCGC model, which is

$$\mathcal{N}(x, \mathbf{r}, \mathbf{b}) = \mathcal{N}_0 \left(\frac{r Q_s(b)}{2} \right)^{2(\gamma_s + \frac{\ln(2/r Q_s(b))}{\kappa \lambda Y})}, \quad (11)$$

with the same parameters used before in Eq. (9). The Pomeron contributions to the scattering amplitude $\mathcal{A}^{\gamma p \rightarrow \gamma p}$ and to $\sigma_{\gamma p \rightarrow X}$ are fully determined (in the dipole approach) by the overlap function and by \mathcal{N} , which has its parameters constrained by the inclusive and exclusive ep HERA data. Consequently, the predictions for ultraperipheral collisions are parameter free.

III. RESULTS

Our goal in this Section is to present our results for the real Compton scattering in ultraperipheral pPb collisions. However, before discussing them, it is important to demonstrate that with our approach we can describe the experimental data on the total γp cross section, which is related to the scattering amplitude of the real Compton scattering through the optical theorem. In Fig. 2 we compare our predictions with the existing data for center - of - mass

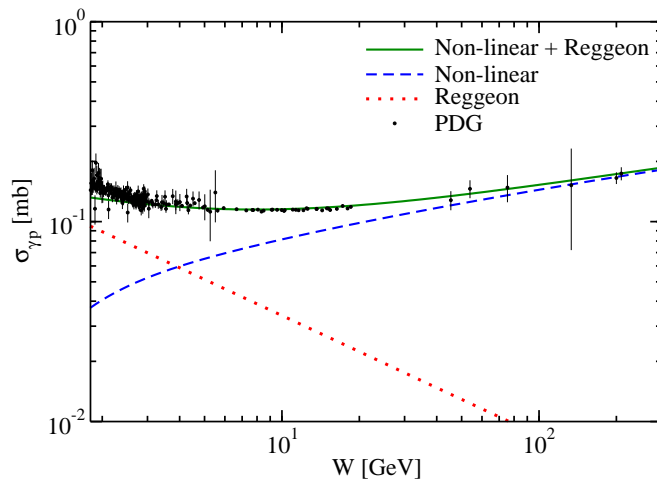


FIG. 2: The total γp cross section as a function of the center-of-mass energy. Data from Ref. [39].

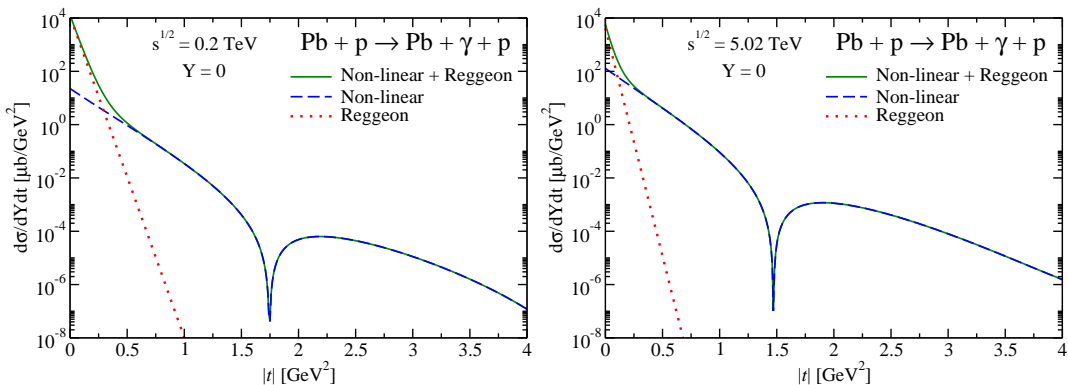


FIG. 3: Transverse momentum distributions in the exclusive real photon production at central rapidities ($Y = 0$) in ultraperipheral pPb collisions at RHIC (left panel) and LHC (right panel) energies.

energies W larger than 2 GeV. The Reggeon and Pomeron contributions are presented separately. The latter will be denoted “Non - linear” hereafter and will be calculated with the full bCGC model. As in Ref. [34], we will assume that $m_u = m_d = m_s = 0.2$ GeV and $m_c = 1.5$ GeV. As expected, the Reggeon contribution decreases with the energy, and the high energy behavior of the cross section is determined by the Pomeron term. Moreover, the bCGC model is able to describe the high energy H1 and ZEUS data on the total photoproduction cross section. This result justifies the application of the color dipole model to the real Compton scattering at large energies.

Let us first estimate the transverse momentum distributions in exclusive real photon production at central rapidities ($Y = 0$) in ultraperipheral pPb collisions at RHIC ($\sqrt{s} = 0.2$ TeV) and LHC ($\sqrt{s} = 5.02$ TeV) energies. Our results for the Reggeon, Non - linear and full (Reggeon + Non - linear) predictions are presented in Fig. 3. They clearly indicate that the total cross section, which is determined by the behavior at $|t| = 0$, is dominated by the soft interactions described by the Reggeon contribution. On the other hand, at large $-|t|$, the behavior of the distribution is determined by the Pomeron (Non - linear) contribution. At higher energies the Pomeron dominance becomes more and more pronounced. Moreover, we predict a dip in the distribution. The position of the dip moves to smaller values of $|t|$ as the energy increases, similarly to what we predicted for the vector meson photoproduction in ultraperipheral collisions [13]. Moreover, the results presented in Fig. 4 indicate that the position of the dip is shifted at smaller values of $|t|$ when the rapidity is increased. These results indicate that the experimental analysis of this process at large $-|t|$ can be useful to investigate the properties of QCD at high energies.

In Fig. 5 we present our predictions for the rapidity distributions to be measured in ultraperipheral pPb collisions at RHIC (upper panels) and LHC (lower panels) energies. For comparison, we present our results for $|t| = 0$ (left panels) and 0.5 GeV² (right panels). Our results indicate that at RHIC energies and forward scattering ($|t| = 0$), the

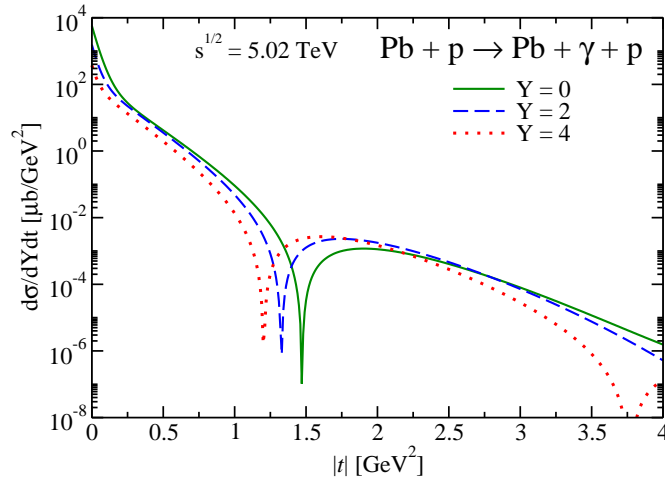


FIG. 4: Rapidity dependence of the transverse momentum distributions in ultraperipheral pPb collisions at LHC energy.

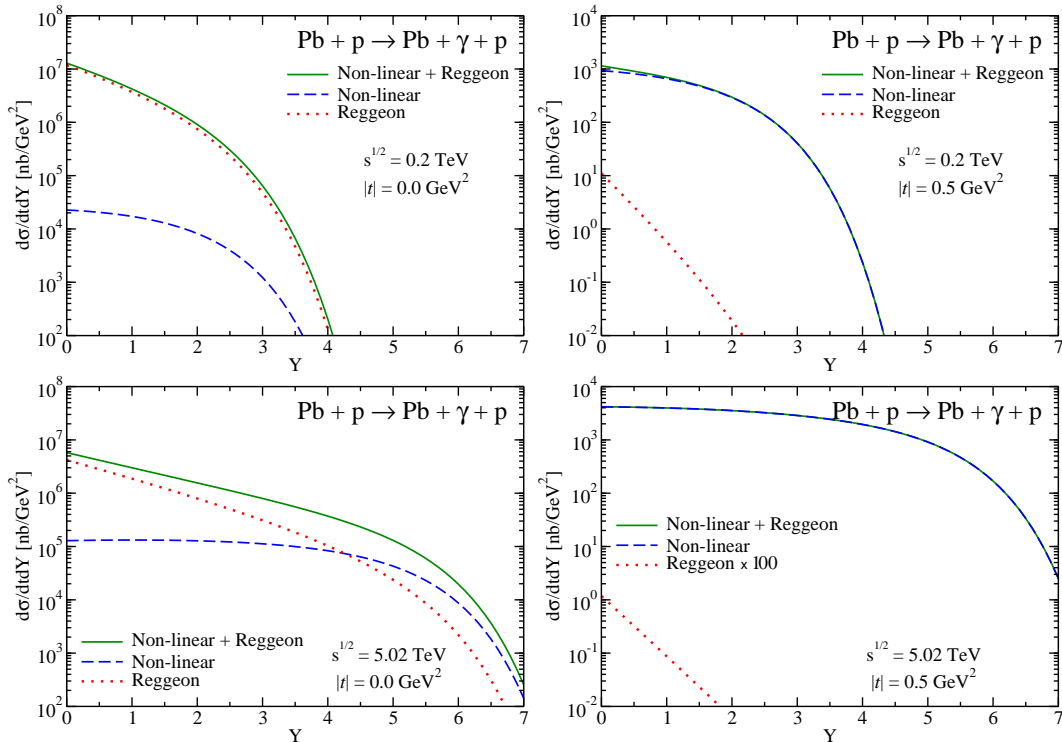


FIG. 5: Rapidity distribution in exclusive real photon production in ultraperipheral pPb collisions at RHIC (upper panels) and LHC (lower panels) energies. Results for $|t| = 0$ (left panels) and 0.5 GeV^2 (right panels).

process will be dominated by the Reggeon contribution in the full kinematical range. In contrast, at $|t| = 0.5 \text{ GeV}^2$, the behavior of the rapidity distribution is determined by the QCD dynamics at high energies. At LHC energies and $|t| = 0$, that Non-linear contribution is similar to the Reggeon one in the kinematical range probed by the LHCb detector and dominates at forward rapidities. For $|t| = 0.5 \text{ GeV}^2$, the Reggeon contribution is strongly suppressed, with the distribution being a direct probe of QCD dynamics.

Let us now investigate the impact of non-linear effects on real Compton scattering in ultraperipheral pPb collisions. In order to do that, we will compare our previous results, derived using Eq. (9) to estimate the Pomeron contribution, with those obtained using Eq. (11) as input in the calculations. In Fig. 6 we present our predictions for $Y = 0$. The dominance of the Reggeon contribution at $|t| \approx 0$ is not modified by the properties of QCD dynamics at high

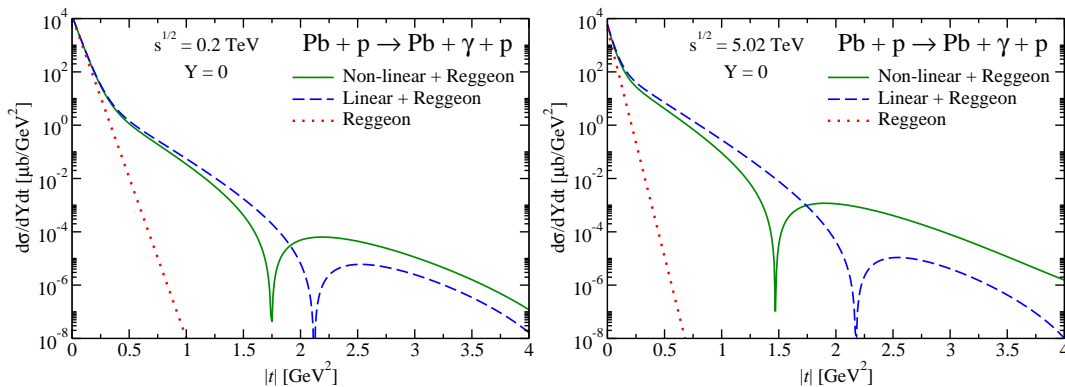


FIG. 6: Comparison between the linear and non – linear predictions for the transverse momentum distributions at $Y = 0$ in ultraperipheral pPb collisions at RHIC (left panel) and LHC (right panel) energies.

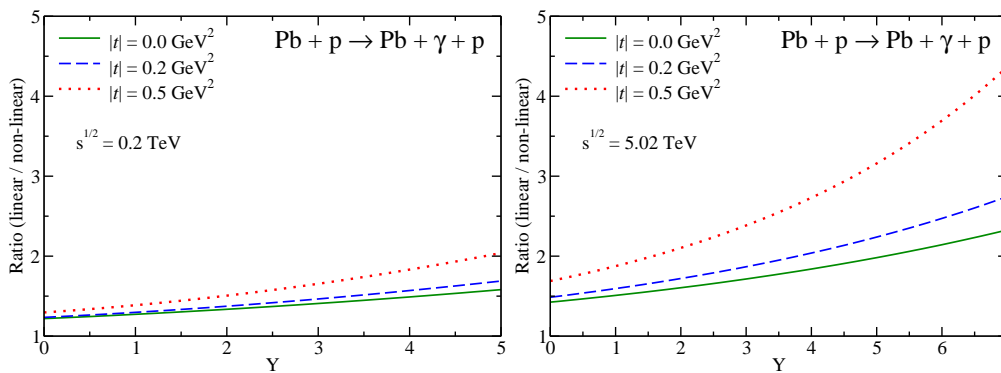


FIG. 7: Rapidity dependence of the ratio between the linear and non – linear predictions for the rapidity distributions for RHIC (left panel) and LHC (right panel) energies assuming different values of $|t|$.

energies. In contrast, if the non – linear effects are disregarded, the position of the dip is modified, occurring at larger values of $|t|$. A similar behavior was predicted in Ref. [13] for exclusive vector meson photoproduction. Therefore, the measurement of the t – distribution can be considered an important probe of the QCD dynamics. Additionally, the results presented in Fig. 7 for the ratio between the linear and non – linear predictions for the rapidity distributions indicate that the impact of non – linear effects is larger at forward rapidities, increasing with the value of $|t|$ considered. Finally, it is important to emphasize that we have checked that similar conclusions are valid for the Run 2 energy of the LHC ($\sqrt{s} = 8$ TeV).

Finally, in Fig. 8 we compare our predictions for the Real Compton Scattering with those for the exclusive J/Ψ photoproduction in ultraperipheral pPb collisions at LHC energy. The results for the J/Ψ production are complementary those presented in Ref. [13] for pp and $PbPb$ collisions. We have that the total RCS cross section is larger than the J/Ψ one, the dip in the $|t|$ – distribution occurs at smaller values of $|t|$ and the rapidity distribution is broader. These results indicate that the study of the Real Compton Scattering is in principle feasible at the LHC. However, the experimental separation of the produced photons still is a challenge, which deserves more detailed studies.

IV. CONCLUSIONS

In this paper we have investigated the real Compton scattering in ultraperipheral pPb collisions. Our study is strongly motivated by the fact that exclusive processes in photon – induced interactions at hadronic collisions are important probes of the QCD dynamics at high energies. Assuming that the scattering amplitude can be expressed by the sum of the Reggeon and Pomeron contributions and that the Pomeron one can be described by the color dipole formalism, we demonstrated that with this approach we can reproduce the experimental data on $\sigma_{\gamma p \rightarrow X}$. More

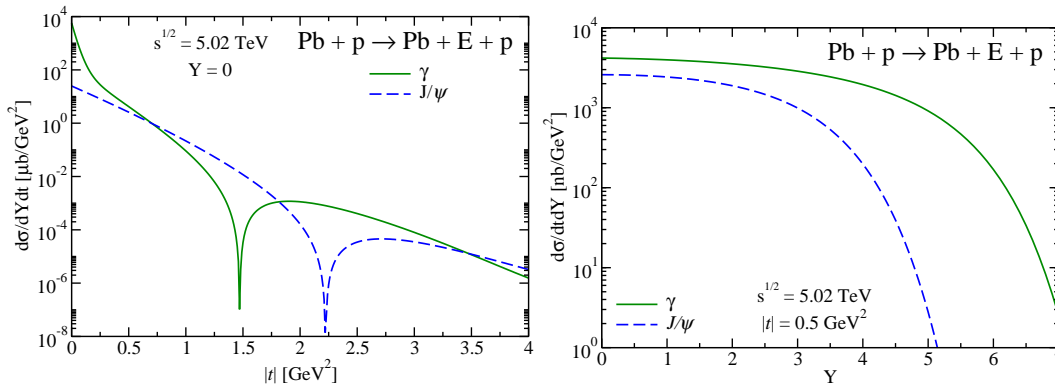


FIG. 8: Comparison between the predictions for the Real Compton scattering and exclusive J/Ψ photoproduction in ultraperipheral pPb collisions at LHC energy.

importantly, with this approach we obtain parameter free predictions for the real Compton scattering. Predictions for the transverse momentum and rapidity distributions have been presented taking into account non – linear (saturation) effects in the QCD dynamics. We demonstrated that the behavior of the cross sections at large – t and/or Y is dominated by the Pomeron contribution and it is strongly affected by the non – linear effects inherent to the QCD dynamics. These results are robust predictions of saturation physics. Our results indicate that a future experimental analysis of real Compton scattering in ultraperipheral pPb collisions can be useful to probe the QCD dynamics at high energies.

Acknowledgments

This work was partially financed by the Brazilian funding agencies CNPq, CAPES, FAPESP and FAPERGS.

-
- [1] F. Gelis, E. Iancu, J. Jalilian-Marian and R. Venugopalan, *Ann. Rev. Nucl. Part. Sci.* **60**, 463 (2010); E. Iancu and R. Venugopalan, arXiv:hep-ph/0303204; H. Weigert, *Prog. Part. Nucl. Phys.* **55**, 461 (2005); J. Jalilian-Marian and Y. V. Kovchegov, *Prog. Part. Nucl. Phys.* **56**, 104 (2006); J. L. Albacete and C. Marquet, *Prog. Part. Nucl. Phys.* **76**, 1 (2014).
- [2] L. V. Gribov, E. M. Levin and M. G. Ryskin, *Phys. Rept.* **100**, 1 (1983).
- [3] J. Jalilian-Marian, A. Kovner, L. McLerran and H. Weigert, *Phys. Rev. D* **55**, 5414 (1997); J. Jalilian-Marian, A. Kovner and H. Weigert, *Phys. Rev. D* **59**, 014014 (1999), *ibid.* **59**, 014015 (1999), *ibid.* **59** 034007 (1999); A. Kovner, J. Guilherme Milhano and H. Weigert, *Phys. Rev. D* **62**, 114005 (2000); H. Weigert, *Nucl. Phys.* **A703**, 823 (2002); E. Iancu, A. Leonidov and L. McLerran, *Nucl. Phys.* **A692** (2001) 583; E. Ferreiro, E. Iancu, A. Leonidov and L. McLerran, *Nucl. Phys.* **A701**, 489 (2002).
- [4] V. P. Goncalves and C. A. Bertulani, *Phys. Rev. C* **65**, 054905 (2002).
- [5] V. P. Goncalves and M. V. T. Machado, *Eur. Phys. J. C* **40**, 519 (2005).
- [6] V. P. Goncalves and M. V. T. Machado, *Phys. Rev. C* **73**, 044902 (2006); *Phys. Rev. D* **77**, 014037 (2008); *Phys. Rev. C* **84**, 011902 (2011)
- [7] L. Frankfurt, V. Guzey, M. Strikman and M. Zhalov, *JHEP* **0308**, 043 (2003); V. Guzey and M. Zhalov, *JHEP* **1310**, 207 (2013); *JHEP* **1402**, 046 (2014).
- [8] W. Schafer and A. Szczurek, *Phys. Rev. D* **76**, 094014 (2007); A. Rybarska, W. Schafer and A. Szczurek, *Phys. Lett. B* **668**, 126 (2008); A. Cisek, W. Schafer and A. Szczurek, *Phys. Rev. C* **86**, 014905 (2012)
- [9] V. P. Goncalves, B. D. Moreira and F. S. Navarra, *Phys. Rev. C* **90**, 015203 (2014)
- [10] V. P. Goncalves, B. D. Moreira and F. S. Navarra, *Phys. Lett. B* **742**, 172 (2015).
- [11] G. S. d. Santos and M. V. T. Machado, *Phys. Rev. C* **89**, no. 2, 025201 (2014); *Phys. Rev. C* **91**, no. 2, 025203 (2015); *J. Phys. G* **42**, no. 10, 105001 (2015).
- [12] S. P. Jones, A. D. Martin, M. G. Ryskin and T. Teubner, *JHEP* **1311**, 085 (2013); *Eur. Phys. J. C* **76**, no. 11, 633 (2016)
- [13] V. P. Goncalves, F. S. Navarra and D. Spiering, *Phys. Lett. B* **768**, 299 (2017) ; *J. Phys. G* **43**, 095002 (2016).
- [14] V. P. Goncalves, B. D. Moreira and F. S. Navarra, *Phys. Rev. D* **95**, no. 5, 054011 (2017)

- [15] G. Baur, K. Hencken, D. Trautmann, S. Sadovsky, Y. Kharlov, Phys. Rep. **364**, 359 (2002); V. P. Goncalves and M. V. T. Machado, Mod. Phys. Lett. A **19**, 2525 (2004); C. A. Bertulani, S. R. Klein and J. Nystrand, Ann. Rev. Nucl. Part. Sci. **55**, 271 (2005); K. Hencken *et al.*, Phys. Rept. **458**, 1 (2008).
- [16] T. Aaltonen *et al.* [CDF Collaboration], Phys. Rev. Lett. **102**, 242001 (2009)
- [17] C. Adler *et al.* [STAR Collaboration], Phys. Rev. Lett. **89**, 272302 (2002)
- [18] S. Afanasiev *et al.* [PHENIX Collaboration], Phys. Lett. B **679**, 321 (2009)
- [19] B. Abelev *et al.* [ALICE Collaboration], Phys. Lett. B **718**, 1273 (2013)
- [20] E. Abbas *et al.* [ALICE Collaboration], Eur. Phys. J. C **73**, 2617 (2013)
- [21] R. Aaij *et al.* [LHCb Collaboration], J. Phys. G **40**, 045001 (2013)
- [22] R. Aaij *et al.* [LHCb Collaboration], J. Phys. G **41**, 055002 (2014)
- [23] R. Aaij *et al.* [LHCb Collaboration], JHEP **1509**, 084 (2015)
- [24] R. Aaij *et al.* [LHCb Collaboration], LHCb-CONF-2016-007.
- [25] K. Akiba *et al.* [LHC Forward Physics Working Group Collaboration], J. Phys. G **43**, 110201 (2016)
- [26] V. P. Goncalves and M. V. T. Machado, Phys. Rev. D **75**, 031502 (2007)
- [27] V. P. Goncalves and M. V. T. Machado, Eur. Phys. J. C **56**, 33 (2008) Erratum: [Eur. Phys. J. C **61**, 351 (2009)]
- [28] L. Motyka and G. Watt, Phys. Rev. D **78**, 014023 (2008)
- [29] M. V. T. Machado, Phys. Rev. D **78**, 034016 (2008)
- [30] B. Pire, L. Szymanowski and J. Wagner, Phys. Rev. D **79**, 014010 (2009)
- [31] W. Schafer, G. Slipek and A. Szczurek, Phys. Lett. B **688**, 185 (2010)
- [32] B. Z. Kopeliovich, I. Schmidt and M. Siddikov, Phys. Rev. D **80**, 054005 (2009)
- [33] N. Timneanu, J. Kwiecinski and L. Motyka, Eur. Phys. J. C **23**, 513 (2002)
- [34] V. P. Goncalves and D. R. Gratieri, Astropart. Phys. **61**, 41 (2014)
- [35] N. N. Nikolaev and B. G. Zakharov, Z. Phys. C **49**, 607 (1991).
- [36] H. Kowalski and D. Teaney, Phys. Rev. D **68**, 114005 (2003)
- [37] H. Kowalski, L. Motyka and G. Watt, Phys. Rev. D **74**, 074016 (2006)
- [38] A. H. Rezaeian and I. Schmidt, Phys. Rev. D **88**, 074016 (2013)
- [39] J. Beringer *et al.* [Particle Data Group], Phys. Rev. D **86**, 010001 (2012).