

Ultralow-temperature thermal conductivity of the Kitaev honeycomb magnet α -RuCl₃ across the field-induced phase transition

Y. J. Yu,^{1,†} Y. Xu,^{1,†} K. J. Ran,^{2,†} J. M. Ni,¹ Y. Y. Huang,¹ J. H. Wang,² J. S. Wen,^{2,3,‡} and S. Y. Li^{1,3,*}

¹State Key Laboratory of Surface Physics, Department of Physics,

and Laboratory of Advanced Materials, Fudan University, Shanghai 200433, China

²National Laboratory of Solid State Microstructures and Department of Physics, Nanjing University, Nanjing 210093, China

³Collaborative Innovation Center of Advanced Microstructures, Nanjing 210093, China

(Dated: March 7, 2024)

Recently, there have been increasingly hot debates on whether there exists a quantum spin liquid in the Kitaev honeycomb magnet α -RuCl₃ in high magnetic field. To investigate this issue, we perform the ultralow-temperature thermal conductivity measurements on the single crystals of α -RuCl₃ down to 80 mK and up to 9 T. Our experiments clearly show a field-induced phase transition occurring at $H_c \approx 7.5$ T, above which the zigzag magnetic order is completely suppressed. The minimum of thermal conductivity at 7.5 T is attributed to the strong scattering of phonons by the magnetic fluctuations. Most importantly, above 7.5 T, we do not observe any significant contribution of thermal conductivity from gapless magnetic excitations, which puts a strong constraint on the nature of the high-field phase of α -RuCl₃.

In transition-metal compounds with partially filled $4d$ or $5d$ shells, various novel quantum phases of matter can be brought onto stage, depending on the delicate balance (or the disruption of it) among crystal-field effects, spin-orbit coupling (SOC), and electronic correlation [1]. An incarnation of this competition is the spin-orbit assisted Mott insulator, in which with the help of an enhanced SOC, a Mott gap opening and the formation of $j_{\text{eff}} = 1/2$ pseudospins are allowed even for relatively moderate electronic correlation of the $4d$ and $5d$ compounds [2, 3]. For such $j_{\text{eff}} = 1/2$ Mott insulators on a two-dimensional (2D) honeycomb lattice, unconventional magnetism may be achieved if bond-directional, anisotropic exchange interactions described by a Kitaev model are introduced [4]. The Kitaev model is one of a few exactly solved 2D models. It supports the long-sought exotic quantum spin liquid (QSL) ground state. Intensively studied hereof are the $5d$ iridates Na₂IrO₃ and α -Li₂IrO₃ [5–8], and more recently the $4d$ analogue α -RuCl₃ [9–30].

Despite its much smaller SOC strength ($\lambda \sim 0.1$ eV) compared to iridates, α -RuCl₃ is a promising candidate for the realization of Kitaev physics and searching for a QSL state therein [9–11]. α -RuCl₃ consists of van der Waals coupled layers of edge-sharing RuCl₆ octahedra with the central $4d^5$ Ru³⁺ ions forming an almost ideal honeycomb lattice [9]. In iridates, the QSL ground state is preempted by long-range magnetic order, which results from perturbations to the pure Kitaev Hamiltonian due to structural distortions of the IrO₆ octahedra [9]. Although the ground state exhibits a zigzag magnetic order [11–13], α -RuCl₃ is free from the structural distortions, so that the residual interactions are smaller, as evidenced by its lower Néel temperature T_N [12–16]. Indeed, features characteristic of a QSL state have been observed in α -RuCl₃, such as a broad continuum of magnetic excitations identified in both Raman scattering [17, 18] and inelastic neutron scattering measurements [11, 19–21].

To access the potential QSL state in α -RuCl₃, a reasonable practice would be to suppress the magnetic order by external tuning parameters, such as the magnetic field or pressure. When applying a magnetic field in the honeycomb plane, the zigzag magnetic order is fully suppressed by H_c (~ 8 T, the value varies slightly in different studies), and the high-field phase after the destruction of the zigzag magnetic order has become the research hotspot recently [14, 15, 22–29]. As for the magnetic excitations in the high-field phase, some studies indicate a gapped scenario [23–27], while others suggest a gapless one [28, 29].

Thermal conductivity measurements have proven to be a powerful technique in probing the elementary excitations in QSL candidates [31–33]. There have already been three works on the thermal conductivity κ of α -RuCl₃ [25, 28, 30]. The high-temperature thermal conductivity exhibits a broad peak around 110 K, which was attributed to itinerant spin excitations due to Kitaev couplings [30]. Leahy *et al.* reported that the κ shows a striking enhancement with linear growth above the critical field $H_c \sim 7$ T, which was explained as the behavior of proximate Kitaev excitations (PKE) [28]. More recently, the in-plane and c -axis thermal conductivity are found to show similar behavior in magnetic field, which suggests that the unusual magnetic field dependence is the result of severe scattering of phonons off putative Kitaev-Heisenberg excitations, i.e., of phononic origin [25]. The measurements in all three works are conducted at a relatively high temperature range, so that information about the asymptotic behaviors of κ/T at $T \rightarrow 0$, which is crucial for the understanding of the ground state, cannot be obtained.

In this Letter, we report the ultralow-temperature thermal conductivity measurements on a high-quality α -RuCl₃ single crystal down to 80 mK. A field-induced phase transition is clearly resolved at $H_c \sim 7.5$ T. More-

over, in the high-field phase of α - RuCl_3 , no significant contribution to κ from magnetic excitations is detected. Instead, we find that magnetic excitations only affect the phonon thermal conductivity by scattering. We will discuss the implications of our findings on the high-field phase of α - RuCl_3 .

Single crystals of α - RuCl_3 were grown by the chemical vapor transport method [20]. The single crystal exhibits a plate-like shape, as shown in the inset of Fig. 1(c). Its large natural surface was determined to be the (001) plane by using an x-ray diffractometer (D8 Advance, Bruker), as illustrated in Fig. 1(c). Magnetization measurements were performed in commercial SQUID and physical property measurement system (PPMS) (Quantum Design). The specific heat was measured in the PPMS by the relaxation method. The α - RuCl_3 single crystal for the thermal conductivity measurements was cut into a rectangular shape of dimensions $2.01 \times 1.08 \text{ mm}^2$ in the ab plane, with a thickness of 0.09 mm along the c axis. Four silver wires were directly attached to the sample with silver paint. The thermal conductivity was measured in a dilution refrigerator, using a standard four-wire steady-state method with two RuO_2 chip thermometers, calibrated *in situ* against a reference RuO_2 thermometer. Magnetic fields were applied within the large natural surface (the ab plane) and perpendicular to the heat current.

Figure 1(a) shows the illustration of edge-sharing RuCl_6 octahedra in α - RuCl_3 . There exist two Ru-Cl-Ru exchange paths (dashed lines), which exhibit a nearly 90° bonding geometry. Such a superexchange process has proven be crucial for inducing anisotropic Kitaev interactions in strongly spin-orbit coupled compounds [34]. The in-plane honeycomb structure of α - RuCl_3 , where edge-sharing RuCl_6 octahedra form a honeycomb network, is shown in Fig. 1(b). Temperature dependence of the magnetic susceptibility at $H = 0.1 \text{ T} \parallel ab$ and the specific heat in zero field for the α - RuCl_3 single crystal is plotted in Fig. 1(d). It can be clearly seen that there is only one magnetic phase transition at 8 K from χ and C_p . In earlier studies, the single crystals exhibit two magnetic phase transitions at $T_{N1} \sim 8 \text{ K}$ and $T_{N2} \sim 14 \text{ K}$ [12, 14, 15]. The lower (higher) temperature transition is due to the ABC(AB)-type stacking of the honeycomb layers [11]. The single crystals with a single transition at $T_{N1} \sim 8 \text{ K}$ are ideal for the study of the physics in α - RuCl_3 [19, 20, 24–26].

Figure 2(a) presents the temperature dependence of the inverse susceptibility for the α - RuCl_3 single crystal in a magnetic field $H = 0.1 \text{ T}$ applied both parallel and perpendicular to the ab plane. It is highly anisotropic ($\chi_{ab}/\chi_c \approx 5.1$ at 20 K), which is attributed to the strongly anisotropic g factor [14]. The slight anomaly around 170 K for $H \parallel c$ results from the structural phase transition [12, 24]. The data above 180 K for the two field directions can be fitted to the Curie-Weiss law. The

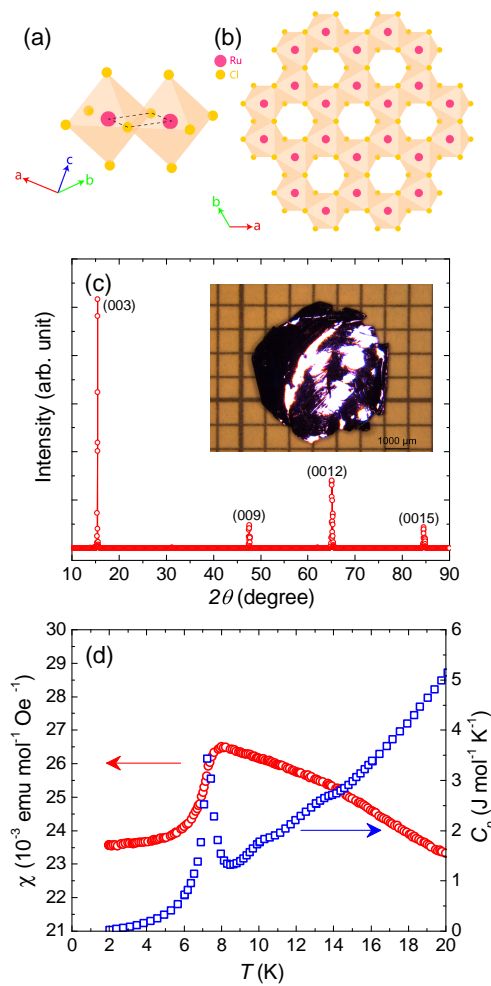


FIG. 1. (a) Illustration of edge-sharing RuCl_6 octahedra that give rise to a dominant Kitaev exchange interactions in α - RuCl_3 . Dashed lines are two Ru-Cl-Ru exchange paths exhibiting a nearly 90° bonding geometry. Ru and Cl atoms are displayed by pink and yellow balls, respectively. (b) The ab -plane structure of α - RuCl_3 , where edge-sharing RuCl_6 octahedra form a honeycomb network. (c) Room-temperature x-ray diffraction pattern from the large natural surface of the α - RuCl_3 single crystal. Only (00 l) Bragg peaks show up, indicating that the large natural surface is ab plane. Inset: the optical image of a typical α - RuCl_3 single crystal. (d) Temperature dependence of the magnetic susceptibility at $H = 0.1 \text{ T} \parallel ab$ and the specific heat in zero field for the α - RuCl_3 single crystal.

obtained Curie-Weiss temperatures $\Theta_c \approx -132 \text{ K}$ and $\Theta_{ab} \approx 45 \text{ K}$ indicate the effective antiferromagnetic and ferromagnetic exchange interactions, respectively. The effective moments obtained from χ_c and χ_{ab} are $2.47 \mu_B$ and $2.15 \mu_B$, both larger than the spin-only value of $1.73 \mu_B$ for the low-spin state of Ru^{3+} , suggesting a possibly significant contribution from the orbital moment [12]. The magnetic susceptibility of the α - RuCl_3 single crystal in various magnetic fields up to 9 T ($H \parallel ab$) are plotted in Fig. 2(b). With increasing fields, the phase transition

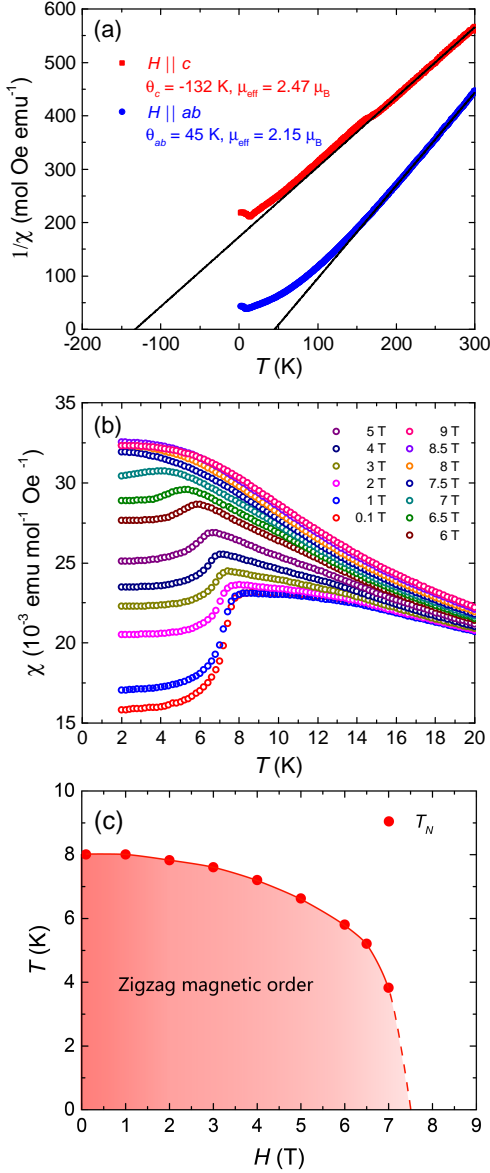


FIG. 2. (a) Temperature dependence of inverse magnetic susceptibility for the α -RuCl₃ single crystal in a magnetic field $H = 0.1$ T applied both parallel and perpendicular to the ab plane. The black lines are fits to the Curie-Weiss law. (b) The magnetic susceptibility of the α -RuCl₃ single crystal in various magnetic fields up to 9 T ($H \parallel ab$). (c) A schematic T - H phase diagram for α -RuCl₃, where T_N is obtained from the kink in the $\chi(T)$ curve. The zigzag magnetic order disappears at a critical field $H_c \sim 7.5$ T.

gradually shifts towards lower temperatures and eventually disappears above ~ 7.5 T. These results are summarized in the T - H phase diagram, as shown in Fig. 2(c), where the transition temperature T_N is determined by the kink in the $\chi(T)$ curve. The heat transport behavior across the field-induced phase transition is the focus of current study.

Figure 3(a) and 3(b) show the in-plane thermal con-

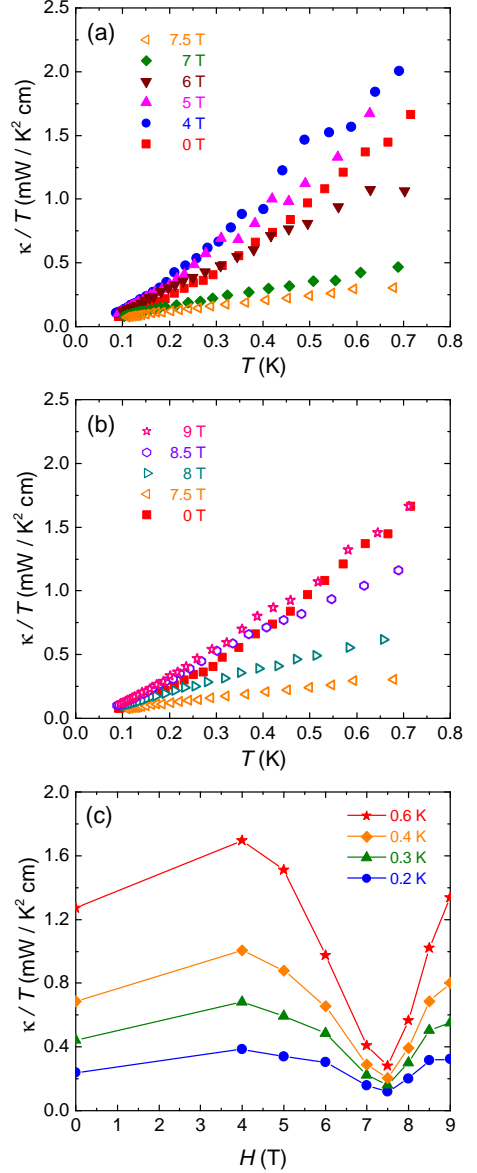


FIG. 3. (a) and (b) The in-plane thermal conductivity of the α -RuCl₃ single crystal in zero and finite magnetic fields. (c) Field dependence of the κ/T at $T = 0.2, 0.3, 0.4$, and 0.6 K, respectively. For all curves, the κ/T first increases slightly for $H < 4$ T, then drops rapidly until 7.5 T, followed by a sharp increase. The minimum κ/T at ~ 7.5 T corresponds to H_c , where the zigzag magnetic order disappears.

ductivity of the α -RuCl₃ single crystal in zero and finite magnetic fields. As the magnetic field is increased, the κ/T first increases slightly for $H < 4$ T, then drops rapidly until 7.5 T, followed by a sharp increase, as illustrated in Fig. 3(c). The minimum of κ/T at ~ 7.5 T corresponds to H_c , where the zigzag magnetic order disappears. Such a minimum of $\kappa(H)$ was also observed in previous thermal conductivity experiments [25, 28], which likely results from the strong scattering of phonons by magnetic fluctuations at the critical point. The sharp

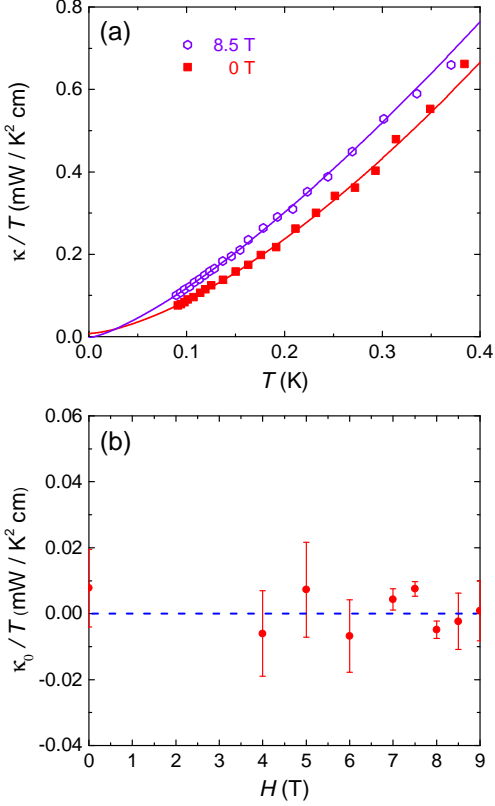


FIG. 4. (a) The fits of the thermal conductivity data of the α -RuCl₃ single crystal in the zigzag magnetic order ($H = 0$ T) and the high-field phase ($H = 8.5$ T) to $\kappa/T = a + bT^{\alpha-1}$ below 0.4 K, represented by the solid lines. (b) Field dependence of the residual linear term κ_0/T . These values of κ_0/T are virtually zero, indicating the absence of gapless fermionic magnetic excitations.

increase of $\kappa(H)$ above H_c was explained in terms of two different scenarios [25, 28]. In Ref. [28], the linear rise of the κ is interpreted as the contribution from the gapless PKE. However, based on the similar behavior of $\kappa_{ab}(H)$ and $\kappa_c(H)$, Hentrich *et al.* argued that the κ of α -RuCl₃ is purely contributed by phonons, and the magnetic excitations do not contribute to κ but can scatter phonons strongly [25]. With increasing fields above H_c , the magnetic excitations are increasingly gapped out, thus reducing the scattering, leading to the enhancement of phonon thermal conductivity κ [25]. To clearly examine whether there is contribution to κ from the gapless magnetic excitations, it is essential to know the asymptotic behaviors of κ/T at $T \rightarrow 0$, reflecting the nature of the ground state.

In Fig. 4(a), we first fit the zero-field data below 0.4 K to $\kappa/T = a + bT^{\alpha-1}$, in which the two terms aT and bT^{α} represent contributions from itinerant fermionic excitations (if they exist) and phonons, respectively [35, 36]. Because of the specular reflections of phonons at the sample surfaces, the power α in the second term is typically

between 2 and 3 [35, 36]. The fitting gives $\kappa_0/T \equiv a = 0.007 \pm 0.011$ mW K⁻² cm⁻¹ and $\alpha = 2.52 \pm 0.09$. Considering our experimental error bar ± 0.005 mW K⁻² cm⁻¹, the κ_0/T at zero field is virtually zero. Such a pure phonon thermal conductivity at zero field is reasonable, since α -RuCl₃ is an insulator with a magnon gap in the zigzag magnetic state [11, 20]. Recently, a theoretical calculation relevant to α -RuCl₃ based on the quantum Monte Carlo simulation found that itinerant Majorana fermions from the fractionalization of quantum spins can carry heat and contribute a finite residual linear term κ_0/T [37]. Therefore, if the magnetic excitations are gapless in the high-field phase of α -RuCl₃, e.g., the PKE suggested in Ref. [28], one may expect a finite residual linear term κ_0/T . However, by fitting the 8.5 T data to $\kappa/T = a + bT^{\alpha-1}$, we obtain $\kappa_0/T = -0.002 \pm 0.009$ mW K⁻² cm⁻¹ and $\alpha = 2.33 \pm 0.05$, as in Fig. 4(a). Furthermore, we plot the field dependence of κ_0/T across the field-induced phase transition in Fig. 4(b). All of these values are found to be negligible in our field range. Therefore, the absence of κ_0/T above the critical field H_c demonstrates the lack of gapless magnetic excitations in the high-field phase of α -RuCl₃, such as massless Majorana fermions [28]. In other words, our ultralow-temperature thermal conductivity measurements do not support the gapless scenarios of the high-field phase in α -RuCl₃.

Indeed, a field-induced gapped QSL state has been predicted in α -RuCl₃ in the field range of 8 ~ 15 T by exact diagonalization and density-matrix renormalization group calculations for extended Kitaev-Heisenberg spin Hamiltonians [38]. Experimentally, a field-induced gap opening has also been reported in several experiments including inelastic neutron scattering [21], nuclear magnetic resonance [24, 27], specific heat [23, 26], and thermal conductivity measurements [25]. The enhancement of thermal conductivity in the high-field phase may be explained by the increasing gap scenario [25].

We would like to discuss the gap amplitude near the critical field H_c . The results of a previous thermal conductivity study and a specific heat study suggest that the loss of magnetic order at H_c is accompanied by the closing of the magnetic excitation gap [25, 26]. In that case, there should be direct contribution to κ_0/T from the gapless magnetic excitations at H_c , which is not observed in our data. This indicates that either (a) the gap is still finite at H_c , as suggested by another specific heat study with the extrapolation of the gap from high fields [23]; or (b) the gap vanishes around H_c , i.e., the gapless magnetic excitations do exist, but are localized so that they cannot conduct heat, possibly owing to magnetic defects [24] or crystallographic domains [26].

Note that there is also a more general theoretical scenario, ascribing the continuum observed by inelastic neutron scattering in α -RuCl₃ to incoherent excitations originating from strong magnetic anharmonicity [39], instead of the most discussed explanation referring to a

coherent continuum of fractional excitations analogous to the celebrated Kitaev spin-liquid. We are not clear what the thermal conductivity behavior is if this more general scenario is the case in α -RuCl₃.

In summary, we have measured the thermal conductivity of a α -RuCl₃ single crystal down to 80 mK and up to 9 T. The field dependence of the thermal conductivity exhibits a minimum around 7.5 T, where the field-induced phase transition takes place. The extrapolation of the thermal conductivity down to zero temperature reveals no significant contribution from itinerant gapless fermionic excitations in the high-field phase. These results impose clear constraints on the nature of the high-field phase and are also expected to help distinguish between theoretical scenarios proposed recently.

This work is supported by the Ministry of Science and Technology of China (Grant Nos. 2015CB921401 and 2016YFA0300503), the Natural Science Foundation of China (Grant Nos. 11422429, 11374143, and 11674157), the NSAF (Grant No. U1630248), the Program for Professor of Special Appointment (Eastern Scholar) at Shanghai Institutions of Higher Learning, and STCSM of China (No. 15XD1500200).

[†] Y. J. Yu, Y. Xu, and K. J. Ran contributed equally to this work.

[‡] E-mail: jwen@nju.edu.cn

* E-mail: shiyan.li@fudan.edu.cn

-
- [1] W. Witczak-Krempa, G. Chen, Y. B. Kim, and L. Balents, Correlated quantum phenomena in the strong spin-orbit regime, *Annu. Rev. Condens. Matter Phys.* **5**, 57 (2014).
 - [2] B. J. Kim, Hosub Jin, S. J. Moon, J.-Y. Kim, B.-G. Park, C. S. Leem, Jaeyun Yu, T. W. Noh, C. Kim, S.-J. Oh, J.-H. Park, V. Durairaj, G. Cao, and E. Rotenberg, Novel $j_{\text{eff}} = 1/2$ Mott State Induced by Relativistic Spin-Orbit Coupling in Sr₂IrO₄, *Phys. Rev. Lett.* **101**, 076402 (2008).
 - [3] B. J. Kim, H. Ohsumi, T. Komesu, S. Sakai, T. Morita, H. Takagi, and T. Arima, Phase-sensitive observation of a spin-orbital Mott state in Sr₂IrO₄, *Science* **323**, 1329 (2009).
 - [4] A. Kitaev, Anyons in an exactly solved model and beyond, *Ann. Phys. (Amsterdam)* **321**, 2 (2006).
 - [5] J. Chaloupka, G. Jackeli, and G. Khaliullin, Kitaev-Heisenberg Model on a Honeycomb Lattice: Possible Exotic Phases in Iridium Oxides A₂IrO₃, *Phys. Rev. Lett.* **105**, 027204 (2010).
 - [6] Y. Singh and P. Gegenwart, Antiferromagnetic Mott insulating state in single crystals of the honeycomb lattice material Na₂IrO₃, *Phys. Rev. B* **82**, 064412 (2010).
 - [7] X. Liu, T. Berlijn, W.-G. Yin, W. Ku, A. Tsvetkov, Y.-J. Kim, H. Gretarsson, Y. Singh, P. Gegenwart, and J. P. Hill, Long-range magnetic ordering in Na₂IrO₃, *Phys. Rev. B* **83**, 220403 (2011).
 - [8] S. K. Choi, R. Coldea, A. N. Kolmogorov, T. Lancaster, I. I. Mazin, S. J. Blundell, P. G. Radaelli, Y. Singh, P. Gegenwart, K. R. Choi, S.-W. Cheong, P. J. Baker, C. Stock, and J. Taylor, Spin Waves and Revised Crystal Structure of Honeycomb Iridate Na₂IrO₃, *Phys. Rev. Lett.* **108**, 127204 (2012).
 - [9] K. W. Plumb, J. P. Clancy, L. J. Sandilands, V. Vijay Shankar, Y. F. Hu, K. S. Burch, Hae-Young Kee, and Young-June Kim, α -RuCl₃: A spin-orbit assisted Mott insulator on a honeycomb lattice, *Phys. Rev. B* **90**, 041112(R) (2014).
 - [10] Luke J. Sandilands, Yao Tian, Anjan A. Reijnders, Heung-Sik Kim, K. W. Plumb, Young-June Kim, Hae-Young Kee, and Kenneth S. Burch, Spin-orbit excitations and electronic structure of the putative Kitaev magnet α -RuCl₃, *Phys. Rev. B* **93**, 075144 (2016).
 - [11] A. Banerjee, C. A. Bridges, J.-Q. Yan, A. A. Aczel, L. Li, M. B. Stone, G. E. Granroth, M. D. Lumsden, Y. Yiu, J. Knolle, S. Bhattacharjee, D. L. Kovrizhin, R. Moessner, D. A. Tennant, D. G. Mandrus, and S. E. Nagler, Proximate Kitaev quantum spin liquid behaviour in a honeycomb magnet, *Nat. Mater.* **15**, 733 (2016).
 - [12] J. A. Sears, M. Songvilay, K. W. Plumb, J. P. Clancy, Y. Qiu, Y. Zhao, D. Parshall, and Y.-J. Kim, Magnetic order in α -RuCl₃: A honeycomb-lattice quantum magnet with strong spin-orbit coupling, *Phys. Rev. B* **91**, 144420 (2015).
 - [13] H. B. Cao, A. Banerjee, J.-Q. Yan, C. A. Bridges, M. D. Lumsden, D. G. Mandrus, D. A. Tennant, B. C. Chakoumakos, and S. E. Nagler, Low-temperature crystal and magnetic structure of α -RuCl₃, *Phys. Rev. B* **93**, 134423 (2016).
 - [14] Y. Kubota, H. Tanaka, T. Ono, Y. Narumi, and K. Kindo, Successive magnetic phase transitions in α -RuCl₃: XY-like frustrated magnet on the honeycomb lattice, *Phys. Rev. B* **91**, 094422 (2015).
 - [15] M. Majumder, M. Schmidt, H. Rosner, A. A. Tsirlin, H. Yasuoka, and M. Baenitz, Anisotropic Ru³⁺ 4d⁵ magnetism in the α -RuCl₃ honeycomb system: Susceptibility, specific heat, and zero-field NMR, *Phys. Rev. B* **91**, 180401(R) (2015).
 - [16] S.-Y. Park, S.-H. Do, K.-Y. Choi, D. Jang, T.-H. Jang, J. Schefer, C.-M. Wu, J. S. Gardner, J. M. S. Park, J.-H. Park, and S. Ji, Emergence of the isotropic Kitaev honeycomb lattice with two-dimensional Ising universality in α -RuCl₃, *arXiv:1609.05690*.
 - [17] L. J. Sandilands, Y. Tian, K. W. Plumb, Y.-J. Kim, and K. S. Burch, Scattering Continuum and Possible Fractionalized Excitations in α -RuCl₃, *Phys. Rev. Lett.* **114**, 147201 (2015).
 - [18] J. Nasu, J. Knolle, D. L. Kovrizhin, Y. Motome, and R. Moessner, Fermionic response from fractionalization in an insulating two-dimensional magnet, *Nat. Phys.* **12**, 912 (2016).
 - [19] A. Banerjee, J. Yan, J. Knolle, C. A. Bridges, M. B. Stone, M. D. Lumsden, D. G. Mandrus, D. A. Tennant, R. Moessner, and S. E. Nagler, Neutron scattering in the proximate quantum spin liquid α -RuCl₃, *Science* **356**, 1055 (2017).
 - [20] K. Ran, J. Wang, W. Wang, Z.-Y. Dong, X. Ren, S. Bao, S. Li, Z. Ma, Y. Gan, Y. Zhang, J. T. Park, G. Deng, S. Danilkin, S.-L. Yu, J.-X. Li, and J. Wen, Spin-Wave Excitations Evidencing the Kitaev Interaction in Single Crystalline α -RuCl₃, *Phys. Rev. Lett.* **118**, 107203 (2017).

- (2017).
- [21] A. Banerjee, P. Lampen-Kelley, J. Knolle, C. Balz, A. A. Aczel, B. Winn, Y. Liu, D. Pajerowski, J.-Q. Yan, C. A. Bridges, A. T. Savici, B. C. Chakoumakos, M. D. Lumsden, D. A. Tennant, R. Moessner, D. G. Mandrus, and S. E. Nagler, Excitations in the field-induced quantum spin liquid state of α -RuCl₃, arXiv:1706.07003.
 - [22] R. D. Johnson, S. C. Williams, A. A. Haghighirad, J. Singleton, V. Zapf, P. Manuel, I. I. Mazin, Y. Li, H. O. Jeschke, R. Valentí, and R. Coldea, Monoclinic crystal structure of α -RuCl₃ and the zigzag antiferromagnetic ground state, *Phys. Rev. B* **92**, 235119 (2015).
 - [23] J. A. Sears, Y. Zhao, Z. Xu, J. W. Lynn, and Y.-J. Kim, Phase diagram of α -RuCl₃ in an in-plane magnetic field, *Phys. Rev. B* **95**, 180411(R) (2017).
 - [24] S.-H. Baek, S.-H. Do, K.-Y. Choi, Y. S. Kwon, A. U. B. Wolter, S. Nishimoto, J. van den Brink, and B. Büchner, Evidence for a Field-Induced Quantum Spin Liquid in α -RuCl₃, *Phys. Rev. Lett.* **119**, 037201 (2017).
 - [25] R. Hentrich, A. U. B. Wolter, X. Zotos, W. Brenig, D. Nowak, A. Isaeva, T. Doert, A. Banerjee, P. Lampen-Kelley, D. G. Mandrus, S. E. Nagler, J. Sears, Y.-J. Kim, B. Büchner, and C. Hess, Large field-induced gap of Kitaev-Heisenberg paramagnons in α -RuCl₃, arXiv:1703.08623.
 - [26] A. U. B. Wolter, L. T. Corredor, L. Janssen, K. Nenkov, S. Schönecker, S.-H. Do, K.-Y. Choi, R. Albrecht, J. Hunger, T. Doert, M. Vojta, and B. Büchner, Field-induced quantum criticality in the Kitaev system α -RuCl₃, *Phys. Rev. B* **96**, 041405(R) (2017).
 - [27] N. Janša, A. Zorko, M. Gomilšek, M. Pregelj, K. W. Krämer, D. Biner, A. Biffin, Ch. Rüegg, and M. Klanjšek, Observation of gapped anyons in the Kitaev honeycomb magnet under a magnetic field, arXiv:1706.08455.
 - [28] I. A. Leahy, C. A. Pocs, P. E. Siegfried, D. Graf, S.-H. Do, K.-Y. Choi, B. Normand, and M. Lee, Anomalous Thermal Conductivity and Magnetic Torque Response in the Honeycomb Magnet α -RuCl₃, *Phys. Rev. Lett.* **118**, 187203 (2017).
 - [29] J. Zheng, K. Ran, T. Li, J. Wang, P. Wang, B. Liu, Z. Liu, B. Normand, J. Wen, and W. Yu, Gapless spin excitations in the field-induced quantum spin liquid phase of α -RuCl₃, arXiv:1703.08474.
 - [30] D. Hirobe, M. Sato, Y. Shiomi, H. Tanaka, and E. Saitoh, Magnetic thermal conductivity far above the Néel temperature in the Kitaev-magnet candidate α -RuCl₃, *Phys. Rev. B* **95**, 241112(R) (2017).
 - [31] M. Yamashita, N. Nakata, Y. Kasahara, T. Sasaki, N. Yoneyama, N. Kobayashi, S. Fujimoto, T. Shibauchi, and Y. Matsuda, Thermal-transport measurements in a quantum spin-liquid state of the frustrated triangular magnet κ -(BEDT-TTF)₂Cu₂(CN)₃, *Nat. Phys.* **5**, 44 (2009).
 - [32] M. Yamashita, N. Nakata, Y. Senshu, M. Nagata, H. M. Yamamoto, R. Kato, T. Shibauchi, and Y. Matsuda, Highly mobile gapless excitations in a two-dimensional candidate quantum spin liquid, *Science* **328**, 1246 (2010).
 - [33] Y. Xu, J. Zhang, Y. S. Li, Y. J. Yu, X. C. Hong, Q. M. Zhang, and S. Y. Li, Absence of Magnetic Thermal Conductivity in the Quantum Spin-Liquid Candidate YbMgGaO₄, *Phys. Rev. Lett.* **117**, 267202 (2016).
 - [34] G. Jackeli and G. Khaliullin, Mott Insulators in the Strong Spin-Orbit Coupling Limit: From Heisenberg to a Quantum Compass and Kitaev Models, *Phys. Rev. Lett.* **102**, 017205 (2009).
 - [35] M. Sutherland, D. G. Hawthorn, R. W. Hill, F. Ronning, S. Wakimoto, H. Zhang, C. Proust, E. Boaknin, C. Lupien, L. Taillefer, R. X. Liang, D. A. Bonn, W. N. Hardy, R. Gagnon, N. E. Hussey, T. Kimura, M. Nohara, and H. Takagi, Thermal conductivity across the phase diagram of cuprates: Low-energy quasiparticles and doping dependence of the superconducting gap, *Phys. Rev. B* **67**, 174520 (2003).
 - [36] S. Y. Li, J. B. Bonnemaison, A. Payeur, P. Fournier, C. H. Wang, X. H. Chen, and L. Taillefer, Low-temperature phonon thermal conductivity of single-crystalline Nd₂CuO₄: Effects of sample size and surface roughness, *Phys. Rev. B* **77**, 134501 (2008).
 - [37] J. Nasu, J. Yoshitake, and Y. Motome, Thermal Transport in the Kitaev Model, arXiv:1703.10395; *Phys. Rev. Lett.*, in press.
 - [38] R. Yadav, N. A. Bogdanov, V. M. Katukuri, S. Nishimoto, J. van den Brink, and L. Hozoi, Kitaev exchange and field-induced quantum spin-liquid states in honeycomb α -RuCl₃, *Sci. Rep.* **6**, 37925 (2016).
 - [39] S. M. Winter, K. Riedl, A. Honecker, and R. Valentí, Breakdown of Magnons in a Strongly Spin-Orbital Coupled Magnet, arXiv:1702.08466.