

Introducing advanced concepts for young students.

Paulo de F. Borges^{1*}

¹*Centro Federal de Educação Tecnológica Celso Suckow da Fonseca
Coordenação de Física, Programa de Pós-graduação em Ensino de Ciências e Matemática
Av. Maracanã, 229, bloco E, quinto andar, Maracanã,
20271-110 Rio de Janeiro, Brazil*

February 7, 2022

Abstract

The compound Atwood's machine (Atm) problem is revisited in order to introduce young students on advanced concepts in Physics. Atm is an old-fashioned device. However, it allows us to speak about relativity of motion, principle of equivalence, inertial and non-inertial frames of reference, general covariance and invariance under coordinate transformations. Besides, it also provides experimental support for our theoretical models. We have started with coordinate transformations and inertial and non inertial reference frames followed by the principle of equivalence. The composed Atm was worked out in the following. We calculate the acceleration in the machine applying Newton's Laws to describe its dynamics in an inertial frame on the fixed pulley center and in a non-inertial one on the moving pulley center. Coordinate transformations mapping inertial frame solutions in non-inertial ones and vice-versa allow students catch on relativity concepts and the role played by general covariance. A comparison between these solutions showed the importance of the principle of equivalence in the evaluation of the intensity of gravity locally. In addition, according to this coordinate transformation the non-inertial reference frame equations of motion are equivalent to one single Atm plus one falling mass. Our results have also shown, in agreement with experimental outcomes, that after movement starts single Atm becomes lighter than m_3 mass, consequently m_3 mass is falling. It is a non-intuitive experimental result first observed for the 1854 Poggendorff's fall machine. A measure of single Atm's mass reduction was reported in 2016's last issue of Physics Education.

keywords: inertial and non-inertial frames, double Atwood Machine, equivalence principle, coordinate transformations.

*pborges@cefet-rj.br

1 Introduction

Physics education researchers have used the Atwood machine [1] not only to introduce Newton's Second Law and other related concepts, but also to investigate how students understand the involved concepts. Students in introductory courses, who were familiar with the integral and differential calculus, had reported many difficulties with the concepts of acceleration, external and internal forces, and the role of the rope in the machines after being exposed to the Atwood machine (McDermott, Shaffer and Somers, 1994).[2] A considerable number of papers deal with practical uses of the machine. Krause and Sun (2011) explain why and how strings, even without mass, exert tension and torque over a pulley.[3] As the net force on the system is given by the difference between the weights of the hanging masses, the acceleration as a function of these masses obeys to Newtons second law. Measurements of accelerations in inertial and non-inertial frames, using computers and PASCO Smart Pulley software, were carried out by Chee and Hong (1999).[4] Methods based on work and energy conservation have been used by LoPresto (1999) to analyze the Atwood machine motion.[5] The effects of frictional forces are discussed by Martell and Martell (2013).[6] Variable mass systems were treated in two different ways. Flores, Solovey and Gil (2003) used the Atwood machine to study the flow of sand grains through an orifice in a container hung in the machine.[7] Souza (2012) addressed the fall of a rope that slips on the pulley.[8] She describes its dynamics and the Atwood machine using the Newton's second law applied to each moving part of the system. She also applied the law to the center of mass movement and the work-energy theorem to describe the system movement. An Atwood machine, in which one of the bodies is allowed to swing, has deserved attention in Physics Education and dynamical systems literature (Pujol et al 2010).[9] Atwood machines with nonzero mass strings were addressed by Tarnopolski (2015).[10] The compound Atwood machine is a typical illustration of the use of Lagrange method (Fishbane, 1996; Fowles and Cassiday, 2004; Morin, 2008).[11, 12, 13] Besides, Trumper and Gelbman (2000), have used the Atwood Machine in a microcomputer-based experiment to demonstrate Newton's second Law with considerable precision.[14] Besides, the friction force and the moment of inertia of the pulley can also be estimated. West and Weliver (1999) have considered the time required for one of two identical masses to reach the floor when the masses are released from rest, and when the variation of

earth's gravitational field with height is taken into account.[15] They have then worked out a frictionless rope with a uniform non zero mass per unit length hung over a pulley or circular support to evaluate the time required for one end of the rope to reach the ground. The point of interest was the Atwood machine scale dependence. Recently, an experiment which shows the reduction of weight suffered by the machine when the bodies hanging on the pulley are in motion, in agreement with the scale constructed by J. C. Poggendorff[16] in the mid-nineteenth century, has been described by Coelho, Silva and Borges (2016).[17] An analogy was developed between the Atwood machine, the Poggendorff device and the Archimedes lever, in order to determine the accelerations of the weights hanging on the pulleys. This analogy makes possible to determine these accelerations both in the reference system of the laboratory and in an accelerated reference frame fixed in the mobile sheave connected to the compound Atwood machine as in the Poggendorff device. This analogy allows to determine the relation between the dynamic variables (accelerations) and the static variables (displacements), thus relating a situation of equilibrium with an out of this state.[18] Finally, in Coelho (2017) , the problem solving ways of Crawford , González , Jafari and Newburgh and colleagues were combined into a conceptual framework for the analysis of the composite machine addressing Middle school students.[19, 20, 21, 23, 22, 24] The goal is to enable these students to acquire problem solving skills in a way that does not require heavy work with Mathematics. For junior students, similar problems related to weak and strong principle of equivalence were worked out in the high school by Pendrill and colleagues,[25] while frames of reference were introduced in an experimental classroom activity.[26]

The subject is not exhausted in the quoted works. Advanced concepts also need to be taught at some point in the school life of students who are interested in careers in science and engineering. Thus, inertial and accelerated reference frames, coordinate transformations between these systems, invariance of physics laws, covariant formulation of physics laws, principle of equivalence, among other important concepts that allows an understanding of Modern Physics will be introduced through the compound Atwood machine. Initially the covariant formulation of Mechanics is introduced in parallel with the principle of equivalence and coordinate transformations. It is shown that Newton's Laws are invariant under coordinate transformations between inertial reference frames

and are generally covariant when written appropriately. Next, the classic Atwood machine is solved departing from the principle of equivalence in a totally conceptual way. In the following session, Newton's Laws are applied in the solution of the compound Atwood machine in the laboratory inertial reference frame and in an accelerated frame fixed in its mobile sheave. The center of mass acceleration is determined by showing that after the beginning of the movement, although the machine is in a fixed position in space, it is globally out of mechanical equilibrium. In the following section, the coordinate transformations that connect inertial and non-inertial solutions are discussed with emphasis on their covariance. A session of numerical results to compare our ones with other papers. Conclusions and final remarks ends this manuscript.

2 Reference Frames: Inertial and Non-inertial - The Equivalence Principle.

2.1 Reference Frames.

In the figure bellow the vectors \vec{r} and \vec{r}' locate a point P in space in respect to reference frames O and O' and the vector \vec{R} locates O' regarding O . These vectors are related as follows:

$$\vec{r} = \vec{r}' + \vec{R}, \quad (1)$$

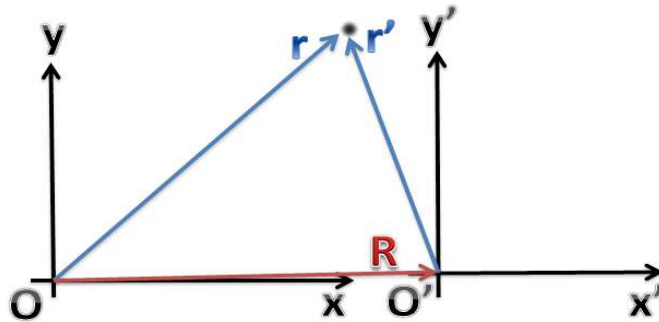


Figure 1: Cartesian Reference Frames.

This relationship implies that the velocities and accelerations are given explicitly in the following form: $\vec{v} = \vec{v}' + \vec{V}$ and $\vec{a} = \vec{a}' + \vec{A}$, after performing the time derivatives of

equation (1). If \vec{V} is constant, $\vec{A} = 0$ and the Newton's second law is measured in both reference systems. There is no information on the difference in dynamics observed in both systems of reference. Besides, Galileo's transformations of coordinates $x' = x - Vt$, $t = t'$ rise the correct results when changing from one reference frame to another. On the other hand, when V is variable and thus A is non-zero, there arises a difference between measurements made in both reference frames O and O' due their relative acceleration. In this case, coordinate transformations are non-linear taking form $x' = x - (1/2)At^2$, $t = t'$. We intend to use these coordinate transformations to recover correct results alternating from inertial reference frames to non-inertial ones and reciprocally. All inertial frames are equivalent and match the Galilean relativity principle and all non-inertial frames that have the same acceleration are equivalent and also match the relativity principle among them. When reference systems have different accelerations new terms rise into coordinate transformations which don't match the Newton's second law. Motion in a gravitational field under non-gravitational forces is a good example of these situations.[27, 28] However, if there is no other reference system to perform this comparison (coordinate transformation) or indeed, the perceptions of an observer are based in believing it is always at rest (Aristotelian view), observers in a non-inertial frame will explain their measures without considering any extra acceleration. In astrology it is a matter of fact that Mars shows retrograde motion. Of course, Mars' orbit is elliptic like the other planetary orbits. However, Earth is a non-inertial reference frame and its acceleration should be considered when looking for Mars motion. The coordinate transformation from system O to O' introduces one term mA into P acceleration which is not measured neither by O' nor O as a property of the body on P . It is a property of O' . Thus, to measure centrifugal force, the observer should be connected to the body in circular motion. An observer in a rotating reference frame, the London Eye for example, looking at something at rest on the ground sees an oscillatory motion.

2.2 The Equivalence Principle and General Covariance.

Principle of equivalence is a basic principle of nature and is conceptually independent of the Newton's second law and the law of gravitation. Its first expression manifests as the proportionality among gravitational and inertial mass or the weak principle of

equivalence:[29]

$$m_i a = \frac{G m_g M_G}{R^2}, \quad (2)$$

m_g/m_i is not necessarily 1 but $m_g/m_i = \alpha$, an universal constant. The universality allows us to have $M_G = \alpha M_i$, consequently:

$$a = G \alpha^2 \frac{M_i}{R^2} = G' \frac{M_i}{R^2}. \quad (3)$$

The experimental value of g , fix G' value. However, Newton's second law should be covariant under one coordinate transformation like

$$x' = x + \eta(t), \quad (4)$$

if gravity transforms as:

$$g' = g + \ddot{\eta}(t). \quad (5)$$

According general covariance of non-relativistic laws.[30] In a inertial reference frame Newton's second law can be written:

$$m_i \ddot{\vec{x}}_n = m_g \vec{g} + \Sigma \vec{F}(\vec{x}_n - \vec{x}_j), \quad (6)$$

In this equation gravitational force was considered as another external force and m_i is the inertial mass and m_g the gravitational mass. The coordinate transformation $\vec{x}'_n = \vec{x}_n(1/2)\vec{A}t^2$, $t = t'$ belongs to equation (4) class of transformations. Submitting equation (6) to this transformation and making $\vec{A} = \vec{g}$:

$$m_i \ddot{\vec{x}}'_n = m_g \vec{g} - m_i \vec{g} + \Sigma \vec{F}'(\vec{x}'_n - \vec{x}'_j), \quad (7)$$

But $m_g/m_i = \alpha$ changing (7) in:

$$m_i \ddot{\vec{x}}'_n = m_i \vec{g}(\alpha - 1) + \Sigma \vec{F}'(\vec{x}'_n - \vec{x}'_j). \quad (8)$$

Equation (8) means the weak and strong principle of equivalence should be considered simultaneously in order to totally eliminate the gravitational field in the movement equation and rescuing the Newton's second law.[31] We must take $(\alpha - 1) = 0$ or $m_i = m_g$. We then have:

$$m_i \ddot{\vec{x}}'_n = \Sigma \vec{F}'(\vec{x}'_n - \vec{x}'_j). \quad (9)$$

Thus, general covariance and strong equivalence principle are connected. In short, respecting to a free-falling frame of reference, material bodies will be non-accelerated if they are free from non-gravitational forces. This is the same as inertial frames of reference when there is no gravity present.[32] Besides, globally there are no inertial reference frames. Curvature and inhomogeneities in the gravitational field should be considered and all reference frames are non-inertial.[33] Inertial frames should be designed locally at each point of space time in a small region where the laws of nature take the same aspect as in no accelerated Cartesian frames in the absence of gravity.[31] However, if the reference frame acceleration is not \vec{g} the gravitational field is not vanished but it is changed by this acceleration introducing a $\vec{g} - \vec{A}$ term on the right side of eq. (9), similar to equation (5) preserving general covariance:

$$m_i \ddot{x}'_n = m_i(\vec{g} - \vec{A}) + \Sigma \vec{F}'(\vec{x}'_n - \vec{x}'_j). \quad (10)$$

In addition, when the observer presents acceleration other than g a non-linear coordinate transformation works. The laws of Physics in a uniformly accelerating system are identical to those in a inertial system provided that we introduce a non-inertial force $F_{ni} = -mA$ in each particle. This force is indistinguishable from the force due to a uniform gravitational field $g = -A$. The non-inertial force, like the gravitational force, is constant and proportional to the mass.[31] Gravitational and inertial mass are proportional and there is no way to distinguish locally between a uniform gravitational field g and an acceleration of the coordinate system $A = -g$. Herein locally means a sufficiently confined system.[33] Thus, free bodies are the ones that have no net non-gravitational forces acting on them in a frame free falling inside the field.

3 Dynamics

In this section dynamics in inertial and non-inertial frames of reference will be considered.

3.1 Inertial Frame of Reference.

In our approach, acceleration is positive when it points to the ground. The string masses are much less than the m_n masses providing constant tension in any string point. In addition, $m_3 = m_1 + m_2$. The tensions over masses suspended on the moving pulley are

equal, $T_1 = T_2 = T$, and tension in fixed pulley string is the same tension over the mass suspended there, T_3 .

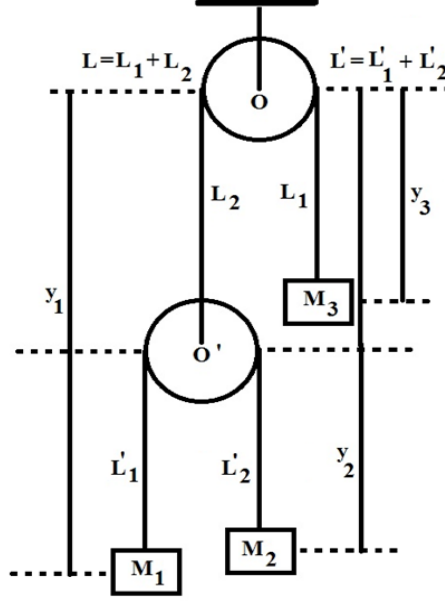


Figure 2: The double Atwood machine.

Let's analyze a piece of string that at a given instant is on the moving pulley. In this piece, string's ends act with a force equal to T on the pulley. Since the string and pulley's mass are much tinier than the other masses on the system, the sum of all forces on the rope should tend to zero. The pulley's reaction on the sheave should be then $2T$ directed upwards. The rope passing through the fixed pulley, in turn, must apply one force $T_3 = 2T$. [34] On the inertial frame Newton's second law and a geometrical constraint entails the following equations of motion:

$$\begin{aligned}
 m_1 a_1 &= m_1 g - T_1, \\
 m_2 a_2 &= m_2 g - T_2, \\
 m_3 a_3 &= m_3 g - T_3, \\
 a_1 + a_2 &= -2a_3.
 \end{aligned} \tag{11}$$

Whose solutions are:

$$T = \left\{ \frac{4m_1 m_2 (m_1 + m_2)}{4m_1 m_2 + (m_1 + m_2)^2} \right\} g, \tag{12}$$

$$a_1 = \left\{ 1 - \frac{4m_2(m_1 + m_2)}{4m_1m_2 + (m_1 + m_2)^2} \right\} g, \quad (13)$$

$$a_2 = \left\{ 1 - \frac{4m_1(m_1 + m_2)}{4m_1m_2 + (m_1 + m_2)^2} \right\} g, \quad (14)$$

$$a_3 = - \left\{ 1 - \frac{2(m_1 + m_2)^2}{4m_1m_2 + (m_1 + m_2)^2} \right\} g. \quad (15)$$

Moreover, when the masses m_1 e m_2 are equal, the accelerations have ceased and $T = mg$ bringing the system to equilibrium. The center of mass acceleration can be calculated directly. The y coordinates are related by the following expressions: $y_1 = L_2 + L'_1$, $y_2 = L_2 + L'_2$ and $y_3 = L - L_2$. Keeping in mind that $m_1 + m_2 = m_3$ and taking time derivatives algebraic manipulation results:

$$a_{CM} = \frac{1}{4} \frac{m_1 - m_2}{m_1 + m_2} (a_1 - a_2) = a_3 \quad . \quad (16)$$

Thus, the right side of equation (16) is greater than zero. The center of mass is falling and this system is globally out of equilibrium.

3.2 Non-inertial reference frames.

In the previous sections we have analyzed system dynamics looking from inertial frames of reference. In this section we will repeat these calculations from a non-inertial frame of reference. Let's start defining the reference frame and setting some properties observed from it.

The center of the moving pulley will be the place of our accelerated observer. The observer fixed in this place is at rest, and measures mass m_1 , m_2 and m_3 where $m_1 + m_2 = m_3$. Assuming that for this observer relations of cause and effect linking the concepts of force and acceleration also exist and, moreover, that these relations can be represented as mathematical formulae. The observer performs measurements that will be related in a similar way as that used by Newton.[27] For the two pulleys we have $T_1 + T_2 - T' = 0$ and $T' + T_3 - T_0 = 0$. If the strings are inextensible and weightless $T_1 = T_2 = T$ and $T' = T_3$, the pulls on both sides of each pulley are the same. T' is the force applied by rope L on the mobile pulley and T_0 the force supporting whole machine. Kinematics is based on

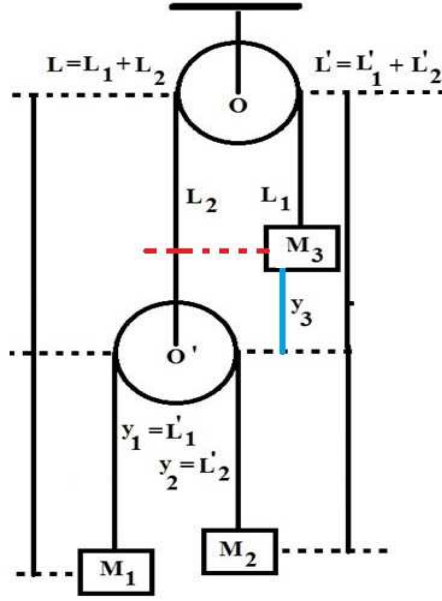


Figure 3: Non-inertial view of compound Atwood machine.

coordinates defined by $y_1 = L'_1$, $y_2 = L'_2$ and $y_3 = L_1 - L_2$, $L = L_1 + L_2$ and $L' = L'_1 + L'_2$, and accelerations $\ddot{y}_1 = -\ddot{y}_2 = a$ and $\ddot{y}_3 = -2\ddot{L}_2 = a_3$. The equations of motion are:

$$m_1 a = m_1 g - T, \quad (17)$$

$$-m_2 a = m_2 g - T, \quad (18)$$

$$m_3 a_3 = m_3 g - 2T, \quad (19)$$

whose solutions are:

$$T = \frac{2m_1 m_2}{m_1 + m_2} g, \quad (20)$$

$$a = -\frac{m_2 - m_1}{m_1 + m_2} g, \quad (21)$$

$$a_3 = \left\{ \frac{m_1 - m_2}{m_1 + m_2} \right\}^2 g. \quad (22)$$

We need four equations to describe the compound Atm for the inertial observer and three equations for the non-inertial observer. Equations (20), (21) and (22) seems to entail for this observer the double machine is disassembled in a single machine and the falling m_3 mass. These problem solutions show that for the non-inertial frame the Atwood machine motion and the m_3 motion seems independent. The choice of the reference frame allows

us to discuss how important it is to understand motion. Movement is relative to the frame of reference. However, we can move from one frame to another via coordinate transformations. It is simpler to solve the problem using a non-inertial reference frame than an inertial frame of reference. If masses are equal, the accelerations are zero and $T = mg$. The system is in equilibrium. Besides, the a_3 expression is always positive i.e. m_3 is falling in agreement with the inertial system solutions. We can include the center of mass acceleration a_{CM} in our results. Calculation is straightforward:

$$a_{CM} = \frac{1}{2} \frac{m_2 - m_1}{m_2 + m_1} a_2 + \frac{a_3}{2} = a_3. \quad (23)$$

Again the m_3 mass is falling and this system is globally out of equilibrium. Surprising, it is simpler to solve the problem using a non-inertial reference frame than an inertial one.

4 Numerical check.

In this section we will make a verification of our theoretical approach for a compound Atwood machine in both surveyed situations.

4.1 Inertial values

Considering $m_1 = 2kg$, $m_2 = 3kg$, $m_3 = 5kg$ and $g = 9.8m/s^2$ we have got from the inertial frame outcomes of sec. 2.1 the following values for forces and accelerations: $T_1 = T_2 = T = 24N$, $T_3 = 2T = 48N$ and $a_1 = -2.2m/s^2$, $a_2 = +1.8m/s^2$ and $a_3 = +0.2m/s^2$, $a_{cm} = +0.2m/s^2$. Besides, in this frame the moving pulley has acceleration $A = -0.2m/s^2$, i.e. it is rising with the same acceleration that m_3 is falling.

4.2 Non-inertial values

For the non-inertial frame sec. 2.2, the dynamics section outcomes are $T_1 = T_2 = T = 24N$, $T' = T_3 = 2T = 48N$ and $a_1 = a = -2m/s^2$, $a_2 = -a = 2m/s^2$, $a_3 = 0.4m/s^2$, $a_{CM} = +0.4m/s^2$, when effective gravity is $g = 10m/s^2$. [35, 36, 20] Of course, in this situation, the fixed pulley is seen in relative motion not only because relativity, but also because the rope is inextensible. Its acceleration is $y_A = -\frac{a_3}{2}$ in order to maintain coherence. These numerical results agree with Newburgh, Peidle and Rueckner and Lopes Coelho ones. [24, 37] This observer measures a gravitational field

$g - A = [9.8m/s^2 - (-0.2m/s^2)] = 10m/s^2$. Coordinate frames that allow transformations in agreement with equations (4) and (5) are covariant. Czudková and Musilová have shown that solutions for basic problems are simpler in non-inertial frames than in inertial ones. The observer should take account real forces and inertial forces which preserve validity of Newton's laws.[38] This approach could be seen as a preview of the covariance formulation of Newton's Laws. The agreement between our numbers also reinforces that to understand motion we have first to define the frame of reference we have in mind.

4.3 Checking our numbers

Regarding figure (1) let \vec{A} be the reference frame acceleration and the coordinate transformation $x' = x - (1/2)At^2$, $t = t'$ $g' = g - A$ from the inertial to the non-inertial one. Covariant Newton's second law is:[30, 31]

$$m_n \ddot{x}' = m_n(\vec{g} - \vec{A}) + \sum \vec{F}'(x'_n - x'_m). \quad (24)$$

The equations of motion are transformed in the following way:

$$m_1 a'_1 = m_1(g - A) - T_1, \quad (25)$$

$$m_2 a'_2 = m_2(g - A) - T_2, \quad (26)$$

$$m_3 a'_3 = m_3(g - A) - T_3, \quad (27)$$

$$a'_1 + a'_2 + 2a'_3 = -4A. \quad (28)$$

Putting numbers, we obtain:

- First for $g = g' = 9.8m/s^2$ the outcome is wrong. However, it is similar to the single Atwood machine in [37, 40].

$$\begin{aligned} 2(-1.96) &\neq 2(9.8 + 0.2) - 23.52, \\ 3(-1.96) &\neq 3(9.8 + 0.2) - 23.52, \\ 5(0.392) &\neq 5(9.8 + 0.2) - 47.04, \\ -1.96 + 1.96 + 2(0.392) &\neq -4(-0.2). \end{aligned} \quad (29)$$

- Here $g' = g - A = 10m/s^2$ our covariant transformation. The outcome is correct. The small Atwood machine also seems disassembled from compound one.

$$\begin{aligned}
2(-2) &= 2(9.8 + 0.2) - 24, \\
3(-2) &= 3(9.8 + 0.2) - 24, \\
5(0.4) &= 5(9.8 + 0.2) - 48, \\
-2 + 2 + 2(0.4) &= -4(-0.2).
\end{aligned} \tag{30}$$

We can see that the sum $P_1 + P_2 = P_3$ an unexpected result since m_3 is falling. However, the Atwood machine weight should be compared with the supporting force $2T < P_1 + P_2$ on the small machine and $4T < 2T + P_3$ on the compound one. Furthermore, equations (29) represent our check using $g = 9.8m/s^2$ in our non-inertial frame calculations. These values are in agreement with those calculated in section (2) confirming our hypothesis that in non-inertial frames the compound Atwood machine is disassembled in one single machine and a body freely falling. Besides, the a_{CM} can also be determined straightforwardly. Globally Newton's second law is $P - 4T = (m_1 + m_2 + m_3)a_{CM}$ or $a_{CM} = \frac{10 \times 9.8 - 96}{10} = 0.2m/s^2$ for inertial frames and $a_{CM} = \frac{10 \times 10 - 96}{10} = 0.4m/s^2$ for non inertial ones. The following table allows us to compare our numbers:

Table 1: Reference frame results.

Magnitude	Inertial frame	Non-inertial frame	Coelho/Graneau/Non-inertial frame	Newburgh et alli(2004)
—	—	$g_e = 10m/s^2$	$g_e = 9.8m/s^2$	inertial frame
T	$24N$	$24N$	$23.52N$	$T = \frac{120}{49}g = 24N$
$a_1 = \ddot{y}_1$	$-2.2m/s^2$	$+a = -2.0m/s^2$	$+a = -1.96m/s^2$	$a_2 = -2.2m/s^2$
$a_2 = \ddot{y}_2$	$1.8m/s^2$	$-a = 2.0m/s^2$	$-a = 1.96m/s^2$	$a_3 = 1.8m/s^2$
$a_3 = \ddot{y}_3$	$0.2m/s^2$	$0.4m/s^2$	$0.392m/s^2$	$a_5 = 0.2m/s^2$
$a_{CM} = \ddot{y}_{CM}$	$0.2m/s^2$	$0.4m/s^2$	$0.392m/s^2$	$a_{CM} = 0.2m/s^2$

Former works by Lopes Coelho introduce apparent weights to justify Atwood's Machine moving out of equilibrium after their component mass motions have started.[39] However, center of mass acceleration is not zero and m_3 does fall in a non-intuitive way. On the other hand, the following expression represents the effective applied force on a single pulley machine:[20, 21, 22]

$$T' = 2T = \frac{4m_1m_2}{m_1 + m_2}g = m_{eff}g. \tag{31}$$

Based on this expression they have assumed there is an effective mass:

$$m_{eff} = \frac{4m_1m_2}{m_1 + m_2}, \quad (32)$$

where m_{eff} is always less than $m_1 + m_2 = m_3$. Making simple calculations with the table (1) we obtain for m_{eff} the following value: $m_{eff} = 4.8kg$. This value is less than $m_3 = 5kg$, thus m_3 must move downward. The difference between $m_1 + m_2$ and m_{eff} was first shown by Poggendorff,[16] and measured by Graneau and Graneau and Coelho, Silva and Borges.[40, 17]

5 Conclusions.

Students have several difficulties in learning concepts from classical and relativistic mechanics, which are described by many researchers working in physics education research. These difficulties are related to two critical events in the formation of the student: their previous conceptions that must be modified in the course of the scientific practice, and the voids between pieces of technical knowledge acquired early in their training that still does not represent a coherent and accessible whole. When the student is able to explain the concepts and construct a full descriptive and explanatory system based on the knowledge that it is intended to have been learned, that is, knowledge is available to the student deliberately, and then learning is complete.[41, 42] Previous knowledge has great influence in learning. To learn about advanced topics in science, previous knowledge is spontaneous knowledge built in common life plus basic knowledge taught in beginners time.[44, 43] Gauthier suggests that powerful principles like the equivalence principle should be introduced at the early stage of the student's scientific development.[45] Awareness of the need to distinguish the two masses in the Newton's second law and the law of gravitation, that equality of the two masses is not for granted and doesn't prove Galileo's principle, several other misconceptions and knowledge learned in pieces are difficulties that should be overcome to get successful learning.[41] The compound Atwood machine is a powerful tool to introduce frames of reference, principle of equivalence, coordinate transformations and to surmount the long prevalence of flawed thinking and the uncritical application of familiar knowledge changing the students conceptual weaknesses. Besides, it is an opportunity to introduce non-Newtonian points of view in Physics. We can also fill the gap among pieces

of knowledge and gain mastery on common misconceptions rose by training.[41]

In this paper we have explored various aspects of classical mechanics, including relativistic ones, through the device called an compound Atwood machine. The use of this device allowed discussing important concepts such as the relativity of motion expressed in the analysis made in two different reference systems. The concept of the reference system itself can be investigated with the introduction of accelerated or non-inertial reference frames and its comparison with the so-called inertial reference system. The values of the accelerations in the two systems are different, however, a transformation of variables that maps values of values measured in one system on the other one allowed us to introduce concepts like invariance of the physics laws and covariance of the movement equations. The validity of these transformations also allowed the introduction of the effective gravity concept and consequently the principle of equivalence and a discussion on the proportionality of inertial and gravitational masses. In view of these results, we believe that exploring this simple system both in high school and in higher education is a viable alternative for teaching fundamental concepts of mechanics in a more whole form with a great chance of success in surpassing both the barrier of previous conceptions and the incompleteness of knowledge in pieces. Besides, nature of science and the role played by experiment were welcome complements to our approach.

Acknowledgments:

We gratefully acknowledge that this work was supported by FAPERJ (The Foundation for Rio de Janeiro Research Support) through grant number APV-110.005/2013.

References

- [1] Atwood, G. *A Treatise on Rectilinear Motion and Rotation of Bodies: With description of original experiments relative to the subject.* (Cambridge: Merril and Deighton, 1784).
- [2] McDermott, L. C., Shaffer, P.S. and Somers, M. D. "Research as a guide for teaching introductory mechanics: An illustration in the context of the Atwoods machine". *Am. J. Phys.* **62**(1) 46-55(1994).

- [3] Krause, D. E. and Sun, Y. , "Can a strings tension exert a torque on a pulley?" Phys. Teacher **49**, 234-235(2011).
- [4] Chee, C. T. and Hong, C. Y. "Atwoods machine: Experiments in an accelerating frame". Phys. Edu. **34**(2) 72-75(1999).
- [5] LoPresto, M. C. "Another look at Atwoods machine". Phys. Teacher **37**, 82-83(1999).
- [6] Martell, E. C. and Martell, V. B. "The effect of friction in pulleys on the tension in cables and strings". Phys. Teacher, **51**, 98-100(2013).
- [7] Flores, J., Solovey, G. and Gil, S. "Flow of sand and a variable mass Atwood machine". Am. J. Phys. **71**(7) 715-720(2003).
- [8] C. A. de Souza, "The Atwood's machine as a tool to introduce variable mass systems." Phys. Edu. **47**(2) 169-173 (2012).
- [9] O. Pujol, J. P. Pérez, J. P. Ramis, C. Simó, S. Simon and J. A. Weil, "Swinging Atwood Machine: Experimental and numerical results, and a theoretical study". Physica **D239** 1067-1081 (2010).
- [10] Tarnopolski, M. "On Atwoods machine with a nonzero mass string". Phys. Teacher **53**, 494-496(2015).
- [11] G. Fowles and R. L. Cassiday, *Analytical Mechanics - Instructors solution manual* 7th edition, (Brookes/Cole. Boston, 2004).
- [12] Fishbane, P. et al., *Physics for Scientists and Engineers - Extended* , 2 Ed., (Prentice-Hall, New Jersey, 1996). ISBN 0132689545.
- [13] Morin, D. *Introduction to Classical Mechanics: With Problems and Solutions*, (Cambridge University Press, New York, 2008). ISBN: 9780521876223.
- [14] Trumper, R. and Gelbman, M. "A computer-based revitalization of Atwoods machine". Phys. Edu. **35**(5) 354-358(2000).
- [15] West, J.O. and Weliver, B. N. "The Atwood machine: Two special cases". Phys. Teacher **37**, 83-85(1999).

- [16] Poggendorff, J. C. *Über eine Abänderung der Fallmaschine*. Annalen der Physik und Chemie, **168**, 179182 (1854).
- [17] Coelho, R. C.; Silva, P. A. S. and Borges, P. F. On the Poggendorff experiment. Phys. Edu. **50**(6) 667-672(2015).
- [18] Coelho, R. C.; Borges, P. F. and Karam, R. Atwood and Poggendorff: an insightful analogy. Eur. J. Phys. **37**, 065003(2016). doi:10.1088/0143-0807/37/6/065003.
- [19] R. Lopes Coelho, The compound Atwood machine problem. Physics Education, **52**(2) 035003(2017).
- [20] F. S. Crawford, "Diagonalization of a compound Atwood machine." Am. J. Phys. **55**(6)514-516(1987).
- [21] R. W. G. González, "Podemos aprender algo nuevo con la mquina de Atwood?" Rev. Mex. Fis. **44**(2)179-182(1998).
- [22] M. J. Matehkalae, "Introduction of Atwoods machines as Series and Parallel networks." Lat. Am. J. Phys. Edu. **5**(2)338-343(2011).
- [23] M. J. Matehkalae and M. Mirzaee, "Investigation of Atwoods' machines according to inertia and non-inertia frames." Lat. Am. J. Phys. Edu. **6**(2)212-215(2012).
- [24] R. Newburgh, J. Peidle and W. Rueckner, "When equal masses don't balance." Phys. Edu. **39**(3)289-293(2004).
- [25] A. M. Pendrill, P. Ekström, L. Hansson, P. Mars, L. Ouattara and U. Ryan, "The equivalence principle comes to school: falling objects and other middle school investigations." Phys. Edu. **49**(4)425-430(2014).
- [26] J. Grossman, "Frames of reference in the classroom." The physics teacher **50**, 548-549(2012).
- [27] A. P. French, *Newtonian Mechanics*.(W. W. Norton & Company, New York, 1971).
- [28] D. Kleppner and R. J. Kolenkow, *An introduction to Mechanics*. (McGraw-Hill Kogakusha LTD, Tokyo, 1973).

- [29] A. Bandyopadhyay and A. Kumar, “Probing students’ ideas of the principle of equivalence.” Eur. J.Phys. **32**, 139-159(2011).
- [30] G. Rosen, Galilean Invariance and the General Covariance of Non-relativistic Laws. Am. J. Phys. **40**, 683-687(1972).
- [31] Steven Weinberg, *Gravitation and Cosmology: Principles and Applications of the General Theory of Relativity*.(John Wiley & Sons, New York, 1972).
- [32] N. V. Mitskievich N.V. *Relativistic Physics in Arbitrary Reference Frames*. (Nova Science Publishers, New York, 2006).
- [33] J. V. Narlikar, *Introduction to Cosmology*. (Cambridge University Press, Cambridge, UK, 1995).
- [34] B. B.Bukhovtsev, V. D. Krivtchenkov, G. Ya. Miakishev, and I. M. Saraeva, *Problemas Seleccionados de Física Elementar (Selected Problems in Basic Physics)*. (Mir Publications, Moscow, 1977). Translated to Portuguese by Marcel Tabak, 1977.
- [35] H. A. Múnera, “The principle of equivalence: demonstrations of local effective vertical and horizontal.” Phys. Teacher. **48**, 131-133(2010).
- [36] M. N. Grasso, T. O. Merlo and M. E. Lavigne, “Effective gravitational Acceleration.” Am. J. Phys. **37**, 456(1969).
- [37] R. Lopes Coelho, “Could HPS improve problem solving?” Sci. & Edu. DOI: 10.1007/s11191-012-9521-1(2012).
- [38] L. Czudková and J. Musilová, “Physics on a lift and on a turntable.” Phys. Edu. **35**(1)22-29(2000).
- [39] R. Lopes Coelho, “Conceptual problems in the foundations of Mechanics.” Sci. & Edu. **21**, 1337-56(2012).
- [40] P. Graneau & N. Graneau, *In the Grip of the Distant Universe: The Science of Inertia* (World Scientific Pub Co Inc, New Jersey, 2006).
- [41] Rachel Scherr, “Modeling student thinking”. Am. J. Phys. **75**(3)272-280(2007).

- [42] Amanda Amantes and Oto Borges, Entendimento sobre o movimento relativo e sistema de referência: o saber explicitar como indício do pensamento formal. (Understanding about reference frames and relative movement: the capacity to elicit as a sign of the formal thinking. in Portuguese). Atas do V Encontro Nacional de Pesquisa em Educação em Ciências, (2005). (ISSN 1809-5100) in <http://www.nutes.ufrj.br/abrapec/venpec/conteudo/oralarea1.htm>. accessed in July, 2014.
- [43] P. Hewson, “A Case Study of Conceptual Change in Special Relativity: The Influence of Prior Knowledge in Learning.” Eur. J. Sci. Edu. **4**, 61-76(1982).
- [44] D. Ausubel, *Psicologia Educativa: Um ponto de vista cognitivo*.(Editorial Trillas, México, 1976). Translated from *Educational Psychology: A cognitive view*. (Holt, Rinehart and Winston Inc. New York, 1968). Translated by R. H. Domínguez and E. R. Iñesta.
- [45] N. Gauthier, “The equivalence principle and the dynamics of an accelerated helium-filled balloon.” Phys. Teacher. **40**(5)474-475(2002).