

A General Framework for Portfolio Theory. Part II: drawdown risk measures

STANISLAUS MAIER-PAAPE¹ AND QIJI JIM ZHU²

¹ *Institut für Mathematik, RWTH Aachen,
Templergraben 55, D-52062 Aachen, Germany*
maier@instmath.rwth-aachen.de

² *Department of Mathematics, Western Michigan University,
1903 West Michigan Avenue, Kalamazoo, Michigan, USA*
qiji.zhu@wmich.edu

January 18, 2022

Abstract The aim of this paper is to provide several examples of convex risk measures necessary for the application of the general framework for portfolio theory of Maier–Paape and Zhu, presented in Part I of this series [12]. As alternative to classical portfolio risk measures such as the standard deviation we in particular construct risk measures related to the current drawdown of the portfolio equity. Combined with the results of Part I [12], this allows us to calculate efficient portfolios based on a drawdown risk measure constraint.

Keywords admissible convex risk measures, current drawdown, efficient frontier, portfolio theory, fractional Kelly allocation, growth optimal portfolio, financial mathematics

AMS subject classification. 52A41, 91G10, 91G70, 91G80, 91B30

1. Introduction

Modern portfolio theory due to Markowitz [13] has been the state of the art in mathematical asset allocation for over 50 years. Recently, in Part I of this series (see Maier–Paape and Zhu [12]), we generalized portfolio theory such that efficient portfolios can now be considered for a wide range of utility functions and risk measures. The so found portfolios provide an efficient trade-off between utility and risk just as in the Markowitz portfolio theory. Besides the expected return of the portfolio, which was used by Markowitz, now general concave utility functions are allowed, e.g. the log utility used for growth optimal portfolio theory (cf. Kelly [6], Vince [16], [17], Vince and Zhu [19], Zhu [21, 22], Hermes and Maier–Paape [5]). Growth optimal portfolios maximize the expected log returns of the portfolio yielding fastest compounded growth.

Besides the generalization in the utility functions, as a second breakthrough, more realistic risk measures are now allowed. Whereas Markowitz and also the related capital market asset pricing model (CAPM) of Sharpe [15] use the standard deviation of the portfolio return as risk measure, the new theory of Part I in [12] is applicable to a large class of convex risk measures.

The aim of this Part II is to provide and analyze several such convex risk measures related to the expected log drawdown of the portfolio returns. Drawdown related risk measures are believed to be superior in yielding risk averse strategies when compared to the standard deviation risk measure. Furthermore, empirical simulations of Maier–Paape [10] have shown that (drawdown) risk averse strategies are also in great need when growth optimal portfolios are considered since using them regularly generates tremendous drawdowns (see also van Tharp [20]). A variety of examples will be provided in Part III [1].

The results in this Part II are a natural generalization of Maier–Paape [11], where drawdown related risk measures for a portfolio with only one risky asset were constructed. In that paper, as well as here, the construction of randomly drawn equity curves, which allows the measurement of drawdowns, is given in the framework of the growth optimal portfolio theory (see Section 3 and furthermore Vince [18].) Therefore, we use Section 2 to provide basics of the growth optimal theory and introduce our setup.

In Section 4 we introduce the concept of admissible convex risk measures, discuss some of their properties and show that the “risk part” of the growth optimal goal function provides such a risk measure. Then, in Section 5 we apply this concept to the expected log drawdown of the portfolio returns. It is worth to note that some of the approximations of these risk measures yield, in fact, even positively homogeneous risk measures, which are strongly related to the concept of deviation measures of Rockafellar, Uryasev and Zabarankin [14]. According to the theory of Part I [12] such positively homogeneous risk measures provide – as in the CAPM model – an affine structure of the efficient portfolios when the identity utility function is used. Moreover, often in this situation even a market portfolio, i.e. a purely risky efficient portfolio, related to drawdown risks can be provided as well.

Finally, note that the main Assumption 2.3 on the trade return matrix T of (2.1) together with a no arbitrage market provides the basic market setup for application of the generalized portfolio theory of Part I [12]. This is shown in the Appendix (Corollary A.11). In fact, the appendix is used as a link between Part I and Part II and shows how the theory of Part I can be used with risk measures constructed here. Nonetheless, Parts I and II can be read independently.

Acknowledgement: We thank René Brenner for support in generating the contour plots of the risk measures and Andreas Platen for careful reading of an earlier version of the manuscript.

2. Setup

For $1 \leq k \leq M$, $M \in \mathbb{N}$, we denote the k -th trading system by (*system* k). A trading system is an investment strategy applied to a financial instrument. Each system generates periodic trade returns, e.g. monthly, daily or the like. The net trade return of the

i -th period of the k -th system is denoted by $t_{i,k}$, $1 \leq i \leq N, 1 \leq k \leq M$. Thus, we have the joint return matrix

period	(system 1)	(system 2)	...	(system M)
1	$t_{1,1}$	$t_{1,2}$	\cdots	$t_{1,M}$
2	$t_{2,1}$	$t_{2,2}$	\cdots	$t_{2,M}$
\vdots	\vdots	\vdots	\ddots	\vdots
N	$t_{N,1}$	$t_{N,2}$	\cdots	$t_{N,M}$

and we denote

$$T := \left(t_{i,k} \right)_{\substack{1 \leq i \leq N \\ 1 \leq k \leq M}} \in \mathbb{R}^{N \times M}. \quad (2.1)$$

For better readability, we define the rows of T , which represent the returns of the i -th period of our systems, as

$$\mathbf{t}_{i\cdot} := (t_{i,1}, \dots, t_{i,M}) \in \mathbb{R}^{1 \times M}.$$

Following Vince [17], for a vector of portions $\boldsymbol{\varphi} := (\varphi_1, \dots, \varphi_M)^\top$, where φ_k stands for the portion of our capital invested in (system k), we define the Holding Period Return (HPR) of the i -th period as

$$\text{HPR}_i(\boldsymbol{\varphi}) := 1 + \sum_{k=1}^M \varphi_k t_{i,k} = 1 + \langle \mathbf{t}_{i\cdot}^\top, \boldsymbol{\varphi} \rangle, \quad (2.2)$$

where $\langle \cdot, \cdot \rangle$ is the scalar product in \mathbb{R}^M . The Terminal Wealth Relative (TWR) representing the gain (or loss) after the given N periods, when the vector $\boldsymbol{\varphi}$ is invested over all periods, is then given as

$$\text{TWR}_N(\boldsymbol{\varphi}) := \prod_{i=1}^N \text{HPR}_i(\boldsymbol{\varphi}) = \prod_{i=1}^N \left(1 + \langle \mathbf{t}_{i\cdot}^\top, \boldsymbol{\varphi} \rangle \right).$$

Since a Holding Period Return of zero for a single period means a total loss of our capital, we restrict $\text{TWR}_N : \mathfrak{G} \rightarrow \mathbb{R}$ to the domain \mathfrak{G} given by the following definition:

Definition 2.1. A vector of portions $\boldsymbol{\varphi} \in \mathbb{R}^M$ is called admissible if $\boldsymbol{\varphi} \in \mathfrak{G}$ holds, where

$$\begin{aligned} \mathfrak{G} &:= \left\{ \boldsymbol{\varphi} \in \mathbb{R}^M \mid \text{HPR}_i(\boldsymbol{\varphi}) \geq 0 \text{ for all } 1 \leq i \leq N \right\} \\ &= \left\{ \boldsymbol{\varphi} \in \mathbb{R}^M \mid \langle \mathbf{t}_{i\cdot}^\top, \boldsymbol{\varphi} \rangle \geq -1 \text{ for all } 1 \leq i \leq N \right\}. \end{aligned} \quad (2.3)$$

Moreover, we define

$$\mathfrak{R} := \{ \boldsymbol{\varphi} \in \mathfrak{G} \mid \exists 1 \leq i_0 \leq N \text{ s.t. } \text{HPR}_{i_0}(\boldsymbol{\varphi}) = 0 \}. \quad (2.4)$$

Note that in particular $0 \in \overset{\circ}{\mathfrak{G}}$ (the interior of \mathfrak{G}) and $\mathfrak{R} = \partial\mathfrak{G}$, the boundary of \mathfrak{G} . Furthermore, negative φ_k are in principle allowed for short positions.

Lemma 2.2. *The set \mathfrak{G} in Definition 2.1 is polyhedral and thus convex, as is $\overset{\circ}{\mathfrak{G}}$.*

Proof. For each $i \in \{1, \dots, N\}$ the condition

$$\text{HPR}_i(\varphi) \geq 0 \iff \langle \mathbf{t}_{i\bullet}^\top, \varphi \rangle \geq -1$$

defines a half space (which is convex). Since \mathfrak{G} is the intersection of a finite set of half spaces, it is itself convex, in fact even polyhedral. A similar reasoning yields that $\overset{\circ}{\mathfrak{G}}$ is convex, too. \square

In the following we denote by $\mathbb{S}_1^{M-1} := \{\varphi \in \mathbb{R}^M : \|\varphi\| = 1\}$ the unit sphere in \mathbb{R}^M , where $\|\cdot\|$ denotes the Euclidean norm.

Assumption 2.3. (no risk free investment)

We assume that the trade return matrix T in (2.1) satisfies

$$\forall \boldsymbol{\theta} \in \mathbb{S}_1^{M-1} \exists i_0 = i_0(\boldsymbol{\theta}) \in \{1, \dots, N\} \text{ such that } \langle \mathbf{t}_{i_0\bullet}^\top, \boldsymbol{\theta} \rangle < 0. \quad (2.5)$$

In other words, Assumption 2.3 states that no matter what “allocation vector” $\boldsymbol{\theta} \neq 0$ is used, there will always be a period i_0 resulting in a loss for the portfolio.

Remark 2.4. (a) *Since $\boldsymbol{\theta} \in \mathbb{S}_1^{M-1}$ implies that $-\boldsymbol{\theta} \in \mathbb{S}_1^{M-1}$, Assumption 2.3 also yields the existence of a period j_0 resulting in a gain for each $\boldsymbol{\theta} \in \mathbb{S}_1^{M-1}$, i.e.*

$$\forall \boldsymbol{\theta} \in \mathbb{S}_1^{M-1} \exists j_0 = j_0(\boldsymbol{\theta}) \in \{1, \dots, N\} \text{ such that } \langle \mathbf{t}_{j_0\bullet}^\top, \boldsymbol{\theta} \rangle > 0. \quad (2.6)$$

(b) *Note that with Assumption 2.3 automatically $\ker(T) = \{\mathbf{0}\}$ follows, i.e. that all trading systems are **linearly independent**.*

(c) *It is not important whether or not the trading systems are **profitable**, since we allow short positions (cf. Assumption 1 in [5]).*

Lemma 2.5. *Let the return matrix $T \in \mathbb{R}^{N \times M}$ (as in (2.1)) satisfy Assumption 2.3. Then the set \mathfrak{G} in (2.3) is compact.*

Proof. Since \mathfrak{G} is closed the lemma follows from (2.5) yielding $\text{HPR}_{i_0}(s\boldsymbol{\theta}) < 0$ for $s > 0$ sufficiently large. Thus \mathfrak{G} is bounded as well. \square

3. Randomly drawing trades

Given a trade return matrix, we can construct equity curves by randomly drawing trades.

Setup 3.1. (*trading game*) Assume trading systems with trade return matrix T from (2.1). In a trading game the rows of T are drawn randomly. Each row \mathbf{t}_i has a probability of $p_i > 0$, with $\sum_{i=1}^N p_i = 1$. Drawing randomly and independently $K \in \mathbb{N}$ times from this distribution results in a probability space $\Omega^{(K)} := \{\omega = (\omega_1, \dots, \omega_K) : \omega_i \in \{1, \dots, N\}\}$ and a terminal wealth relative (for fractional trading with portion φ is used)

$$\text{TWR}_1^K(\varphi, \omega) := \prod_{j=1}^K \left(1 + \langle \mathbf{t}_{\omega_j}^\top, \varphi \rangle\right), \quad \varphi \in \mathring{\mathfrak{G}}. \quad (3.1)$$

In the rest of the paper we will use the natural logarithm \ln .

Theorem 3.2. For each $\varphi \in \mathring{\mathfrak{G}}$ the random variable $\mathcal{Z}^{(K)}(\varphi, \cdot) : \Omega^{(K)} \rightarrow \mathbb{R}$, $\mathcal{Z}^{(K)}(\varphi, \omega) := \ln(\text{TWR}_1^K(\varphi, \omega))$, $K \in \mathbb{N}$, has expected value

$$\mathbb{E}[\mathcal{Z}^{(K)}(\varphi, \cdot)] = K \cdot \ln \Gamma(\varphi), \quad (3.2)$$

where $\Gamma(\varphi) := \prod_{i=1}^N \left(1 + \langle \mathbf{t}_i^\top, \varphi \rangle\right)^{p_i}$ is the weighted geometric mean of the holding period returns $\text{HPR}_i(\varphi) = 1 + \langle \mathbf{t}_i^\top, \varphi \rangle > 0$ (see (2.2)) for all $\varphi \in \mathring{\mathfrak{G}}$.

Proof. For fixed $K \in \mathbb{N}$

$$\begin{aligned} \mathbb{E}[\mathcal{Z}^{(K)}(\varphi, \cdot)] &= \sum_{\omega \in \Omega^{(K)}} \mathbb{P}(\{\omega\}) \left[\ln \prod_{j=1}^K \left(1 + \langle \mathbf{t}_{\omega_j}^\top, \varphi \rangle\right) \right] \\ &= \sum_{j=1}^K \sum_{\omega \in \Omega^{(K)}} \mathbb{P}(\{\omega\}) \left[\ln \left(1 + \langle \mathbf{t}_{\omega_j}^\top, \varphi \rangle\right) \right] \end{aligned}$$

holds. For each $j \in \{1, \dots, K\}$

$$\sum_{\omega \in \Omega^{(K)}} \mathbb{P}(\{\omega\}) \left[\ln \left(1 + \langle \mathbf{t}_{\omega_j}^\top, \varphi \rangle\right) \right] = \sum_{i=1}^N p_i \cdot \ln \left(1 + \langle \mathbf{t}_i^\top, \varphi \rangle\right)$$

is independent of j because each ω_j is an independent drawing. We thus obtain

$$\begin{aligned} [\mathcal{Z}^{(K)}(\varphi, \cdot)] &= K \cdot \sum_{i=1}^N p_i \cdot \ln \left(1 + \langle \mathbf{t}_i^\top, \varphi \rangle\right) \\ &= K \cdot \ln \left[\prod_{i=1}^N \left(1 + \langle \mathbf{t}_i^\top, \varphi \rangle\right)^{p_i} \right] = K \cdot \ln \Gamma(\varphi). \end{aligned}$$

□

Next we want to split up the random variable $\mathcal{Z}^{(K)}(\varphi, \cdot)$ into **chance** and **risk** parts. Since $\text{TWR}_1^K(\varphi, \omega) > 1$ corresponds to a winning trade series $t_{\omega_1 \cdot}, \dots, t_{\omega_K \cdot}$ and $\text{TWR}_1^K(\varphi, \omega) < 1$ analogously corresponds to a losing trade series we define the random variables corresponding to up trades and down trades:

Definition 3.3. For $\varphi \in \mathring{\mathfrak{G}}$ we set

Up-trade log series:

$$\mathcal{U}^{(K)}(\varphi, \omega) := \ln(\max\{1, \text{TWR}_1^K(\varphi, \omega)\}) \geq 0. \quad (3.3)$$

Down-trade log series:

$$\mathcal{D}^{(K)}(\varphi, \omega) := \ln(\min\{1, \text{TWR}_1^K(\varphi, \omega)\}) \leq 0. \quad (3.4)$$

Clearly $\mathcal{U}^{(K)}(\varphi, \omega) + \mathcal{D}^{(K)}(\varphi, \omega) = \mathcal{Z}^{(K)}(\varphi, \omega)$. Hence by Theorem 3.2 we get

Corollary 3.4. For $\varphi \in \mathring{\mathfrak{G}}$

$$\mathbb{E} [\mathcal{U}^{(K)}(\varphi, \cdot)] + \mathbb{E} [\mathcal{D}^{(K)}(\varphi, \cdot)] = K \cdot \ln \Gamma(\varphi) \quad (3.5)$$

holds.

As in [11] we next search for explicit formulas for $\mathbb{E} [\mathcal{U}^{(K)}(\varphi, \cdot)]$ and $\mathbb{E} [\mathcal{D}^{(K)}(\varphi, \cdot)]$, respectively. By definition

$$\mathbb{E} [\mathcal{U}^{(K)}(\varphi, \cdot)] = \sum_{\omega: \text{TWR}_1^K(\varphi, \omega) > 1} \mathbb{P}(\{\omega\}) \cdot \ln(\text{TWR}_1^K(\varphi, \omega)). \quad (3.6)$$

Assume $\omega = (\omega_1, \dots, \omega_K) \in \Omega^{(K)} := \{1, \dots, N\}^K$ is for the moment fixed and the random variable X_1 counts how many of the ω_j are equal to 1, i.e. $X_1(\omega) = x_1$ if in total x_1 of the ω_j 's in ω are equal to 1. With similar counting random variables X_2, \dots, X_N we obtain integer counts $x_i \geq 0$ and thus

$$X_1(\omega) = x_1, \quad X_2(\omega) = x_2, \quad \dots, \quad X_N(\omega) = x_N \quad (3.7)$$

with obviously $\sum_{i=1}^N x_i = K$. Hence for this fixed ω we obtain

$$\text{TWR}_1^K(\varphi, \omega) = \prod_{j=1}^K \left(1 + \langle \mathbf{t}_{\omega_j \cdot}^\top, \varphi \rangle\right) = \prod_{i=1}^N \left(1 + \langle \mathbf{t}_{i \cdot}^\top, \varphi \rangle\right)^{x_i}. \quad (3.8)$$

Therefore the condition on ω in the sum (3.6) is equivalently expressed as

$$\text{TWR}_1^K(\varphi, \omega) > 1 \iff \ln \text{TWR}_1^K(\varphi, \omega) > 0 \iff \sum_{i=1}^N x_i \ln(1 + \langle \mathbf{t}_{i \cdot}^\top, \varphi \rangle) > 0. \quad (3.9)$$

To better understand the last sum, Taylor expansion may be used exactly as in Lemma 4.5 of [11] to obtain

Lemma 3.5. *Let integers $x_i \geq 0$ with $\sum_{i=1}^N x_i = K > 0$ be given. Let furthermore $\varphi = s\boldsymbol{\theta} \in \overset{\circ}{\mathfrak{G}}$ be a vector of admissible portions where $\boldsymbol{\theta} \in \mathbb{S}_1^{M-1}$ is fixed and $s > 0$. Then there exists some $\varepsilon > 0$ (depending on x_1, \dots, x_N and $\boldsymbol{\theta}$) such that for all $s \in (0, \varepsilon]$ the following holds:*

$$(a) \sum_{i=1}^N x_i \langle \mathbf{t}_{i\cdot}^\top, \boldsymbol{\theta} \rangle > 0 \iff h(s, \boldsymbol{\theta}) := \sum_{i=1}^N x_i \ln(1 + s \langle \mathbf{t}_{i\cdot}^\top, \boldsymbol{\theta} \rangle) > 0$$

$$(b) \sum_{i=1}^N x_i \langle \mathbf{t}_{i\cdot}^\top, \boldsymbol{\theta} \rangle \leq 0 \iff h(s, \boldsymbol{\theta}) = \sum_{i=1}^N x_i \ln(1 + s \langle \mathbf{t}_{i\cdot}^\top, \boldsymbol{\theta} \rangle) < 0$$

Proof. The conclusions follow immediately from $h(0, \boldsymbol{\theta}) = 0$, $\frac{\partial}{\partial s} h(0, \boldsymbol{\theta}) = \sum_{i=1}^N x_i \langle \mathbf{t}_{i\cdot}^\top, \boldsymbol{\theta} \rangle$ and $\frac{\partial^2}{\partial s^2} h(0, \boldsymbol{\theta}) < 0$. \square

With Lemma 3.5 we hence can restate (3.9). For $\boldsymbol{\theta} \in \mathbb{S}_1^{M-1}$ and all $s \in (0, \varepsilon]$ the following holds

$$\text{TWR}_1^K(s\boldsymbol{\theta}, \omega) > 1 \iff \sum_{i=1}^N x_i \langle \mathbf{t}_{i\cdot}^\top, \boldsymbol{\theta} \rangle > 0. \quad (3.10)$$

Note that since $\Omega^{(K)}$ is finite and \mathbb{S}_1^{M-1} is compact, a (maybe smaller) $\varepsilon > 0$ can be found such that (3.10) holds for all $s \in (0, \varepsilon]$, $\boldsymbol{\theta} \in \mathbb{S}_1^{M-1}$ and $\omega \in \Omega^{(K)}$.

Remark 3.6. *In the situation of Lemma 3.5 furthermore*

$$(b)^* \quad \sum_{i=1}^N x_i \langle \mathbf{t}_{i\cdot}^\top, \boldsymbol{\theta} \rangle \leq 0 \implies h(s, \boldsymbol{\theta}) < 0 \quad \text{for all } s > 0, \quad (3.11)$$

holds true since h is a concave function in s .

After all these preliminaries, we may now state the first main result. For simplifying the notation, we set $\mathbb{N}_0 := \mathbb{N} \cup \{0\}$ and introduce

$$H^{(K,N)}(x_1, \dots, x_N) := p_1^{x_1} \cdots p_N^{x_N} \binom{K}{x_1 x_2 \cdots x_N} \quad (3.12)$$

for further reference, where $\binom{K}{x_1 x_2 \cdots x_N} = \frac{K!}{x_1! x_2! \cdots x_N!}$ is the multinomial coefficient for $(x_1, \dots, x_N) \in \mathbb{N}_0^N$ with $\sum_{i=1}^N x_i = K$ fixed and p_1, \dots, p_N are the probabilities from Setup 3.1.

Theorem 3.7. *Let a trading game as in Setup 3.1 with fixed $N, K \in \mathbb{N}$ be given and $\boldsymbol{\theta} \in \mathbb{S}_1^{M-1}$. Then there exists an $\varepsilon > 0$ such that for all $s \in (0, \varepsilon]$ the following holds:*

$$\mathbb{E} [\mathcal{U}^{(K)}(s\boldsymbol{\theta}, \cdot)] = u^{(K)}(s, \boldsymbol{\theta}) := \sum_{n=1}^N U_n^{(K,N)}(\boldsymbol{\theta}) \cdot \ln(1 + s \langle \mathbf{t}_{n\cdot}^\top, \boldsymbol{\theta} \rangle) \geq 0, \quad (3.13)$$

where

$$U_n^{(K,N)}(\boldsymbol{\theta}) := \sum_{\substack{(x_1, \dots, x_N) \in \mathbb{N}_0^N \\ \sum_{i=1}^N x_i = K, \sum_{i=1}^N x_i \langle \mathbf{t}_{i\bullet}^\top, \boldsymbol{\theta} \rangle > 0}} H^{(K,N)}(x_1, \dots, x_N) \cdot x_n \geq 0 \quad (3.14)$$

and with $H^{(K,N)}$ from (3.12).

Proof. $\mathbb{E} [\mathcal{U}^{(K)}(s\boldsymbol{\theta}, \cdot)] \geq 0$ is clear from (3.3) even for all $s \geq 0$. The rest of the proof is along the lines of the proof of the univariate case Theorem 4.6 in [11], but will be given for convenience. Starting with (3.6) and using (3.7) and (3.10) we get for $s \in (0, \varepsilon]$

$$\mathbb{E} [\mathcal{U}^{(K)}(s\boldsymbol{\theta}, \cdot)] = \sum_{\substack{(x_1, \dots, x_N) \in \mathbb{N}_0^N \\ \sum_{i=1}^N x_i = K}} \sum_{\substack{\omega: X_1(\omega) = x_1, \dots, X_N(\omega) = x_N \\ \sum_{i=1}^N x_i \langle \mathbf{t}_{i\bullet}^\top, \boldsymbol{\theta} \rangle > 0}} \mathbb{P}(\{\omega\}) \cdot \ln(\text{TWR}_1^K(s\boldsymbol{\theta}, \omega)).$$

Since there are $\binom{K}{x_1 x_2 \dots x_N} = \frac{K!}{x_1! x_2! \dots x_N!}$ many $\omega \in \Omega^{(K)}$ for which $X_1(\omega) = x_1, \dots, X_N(\omega) = x_N$ holds we furthermore get from (3.8)

$$\begin{aligned} \mathbb{E} [\mathcal{U}^{(K)}(s\boldsymbol{\theta}, \cdot)] &= \sum_{\substack{(x_1, \dots, x_N) \in \mathbb{N}_0^N \\ \sum_{i=1}^N x_i = K, \sum_{i=1}^N x_i \langle \mathbf{t}_{i\bullet}^\top, \boldsymbol{\theta} \rangle > 0}} H^{(K,N)}(x_1, \dots, x_N) \sum_{n=1}^N x_n \cdot \ln\left(1 + s \cdot \langle \mathbf{t}_{n\bullet}^\top, \boldsymbol{\theta} \rangle\right) \\ &= \sum_{n=1}^N U_n^{(K,N)}(\boldsymbol{\theta}) \cdot \ln\left(1 + s \cdot \langle \mathbf{t}_{n\bullet}^\top, \boldsymbol{\theta} \rangle\right) \end{aligned}$$

as claimed. □

A similar result holds for $\mathbb{E} [\mathcal{D}^{(K)}(s\boldsymbol{\theta}, \cdot)]$.

Theorem 3.8. *We assume that the conditions of Theorem 3.7 hold. Then:*

(a) For $\boldsymbol{\theta} \in \mathbb{S}_1^{M-1}$ and $s \in (0, \varepsilon]$

$$\mathbb{E} [\mathcal{D}^{(K)}(s\boldsymbol{\theta}, \cdot)] = d^{(K)}(s, \boldsymbol{\theta}) := \sum_{n=1}^N D_n^{(K,N)}(\boldsymbol{\theta}) \cdot \ln\left(1 + s \langle \mathbf{t}_{n\bullet}^\top, \boldsymbol{\theta} \rangle\right) \leq 0 \quad (3.15)$$

holds, where

$$D_n^{(K,N)}(\boldsymbol{\theta}) := \sum_{\substack{(x_1, \dots, x_N) \in \mathbb{N}_0^N \\ \sum_{i=1}^N x_i = K, \sum_{i=1}^N x_i \langle \mathbf{t}_{i\bullet}^\top, \boldsymbol{\theta} \rangle \leq 0}} H^{(K,N)}(x_1, \dots, x_N) \cdot x_n \geq 0. \quad (3.16)$$

(b) For all $s > 0$ and $\boldsymbol{\theta} \in \mathbb{S}_1^{M-1}$ with $s\boldsymbol{\theta} \in \overset{\circ}{\mathfrak{G}}$

$$\mathbb{E} [\mathcal{D}^{(K)}(s\boldsymbol{\theta}, \cdot)] \leq d^{(K)}(s, \boldsymbol{\theta}) \leq 0, \quad (3.17)$$

i.e. $d^{(K)}(s, \boldsymbol{\theta})$ is always an upper bound for the expectation of the down-trade log series.

Remark 3.9. For large $s > 0$ either $\mathbb{E} [\mathcal{D}^{(K)}(s\boldsymbol{\theta}, \cdot)]$ or $d^{(K)}(s, \boldsymbol{\theta})$ or both shall assume the value $-\infty$ in case that at least one of the logarithms in their definition is not defined. Then (3.17) holds for all $s\boldsymbol{\theta} \in \mathbb{R}^M$.

Proof. of Theorem 3.8:

ad(a) $\mathbb{E} [\mathcal{D}^{(K)}(s\boldsymbol{\theta}, \cdot)] \leq 0$ follows from (3.4) again for all $s \geq 0$. Furthermore, by definition

$$\mathbb{E} [\mathcal{D}^{(K)}(s\boldsymbol{\theta}, \cdot)] = \sum_{\omega: \text{TWR}_1^K(s\boldsymbol{\theta}, \omega) < 1} \mathbb{P}(\{\omega\}) \cdot \ln(\text{TWR}_1^K(s\boldsymbol{\theta}, \omega)). \quad (3.18)$$

The arguments given in the proof of Theorem 3.7 apply similarly, where instead of (3.10) we use Lemma 3.5 (b) to get for $s \in (0, \varepsilon]$

$$\text{TWR}_1^K(s\boldsymbol{\theta}, \omega) < 1 \iff \sum_{i=1}^N x_i \langle \mathbf{t}_{i\cdot}^\top, \boldsymbol{\theta} \rangle \leq 0 \quad (3.19)$$

for all ω with

$$X_1(\omega) = x_1, \quad X_2(\omega) = x_2, \dots, \quad X_N(\omega) = x_N. \quad (3.20)$$

ad(b) According to the extension of Lemma 3.5 in Remark 3.6, we also get

$$\sum_{i=1}^N x_i \langle \mathbf{t}_{i\cdot}^\top, \boldsymbol{\theta} \rangle \leq 0 \implies \text{TWR}_1^K(s\boldsymbol{\theta}, \omega) < 1 \quad \text{for all } s > 0 \quad (3.21)$$

for all ω with (3.20). Therefore, no matter how large $s > 0$ is, the summands of $d^{(K)}(s, \boldsymbol{\theta})$ in (3.15) will always contribute to $\mathbb{E} [\mathcal{D}^{(K)}(s\boldsymbol{\theta}, \cdot)]$ in (3.18), but — at least for large $s > 0$ — there may be even more (negative) summands from other ω . Hence (3.17) follows for all $s > 0$. □

Remark 3.10. Using multinomial distribution theory and (3.12)

$$\sum_{\substack{(x_1, \dots, x_N) \in \mathbb{N}_0^N \\ \sum_{i=1}^N x_i = K}} H^{(K, N)}(x_1, \dots, x_N) x_n = p_n \cdot K \quad \text{for all } n = 1, \dots, N$$

holds and yields (again) with Theorem 3.7 and 3.8 for $s \in (0, \varepsilon]$

$$\mathbb{E} [\mathcal{U}^{(K)}(s\boldsymbol{\theta}, \cdot)] + \mathbb{E} [\mathcal{D}^{(K)}(s\boldsymbol{\theta}, \cdot)] = \sum_{n=1}^N p_n \cdot K \cdot \ln \left(1 + s \langle \mathbf{t}_{n\cdot}^\top, \boldsymbol{\theta} \rangle \right) = K \cdot \ln \Gamma(s\boldsymbol{\theta}).$$

Remark 3.11. Using Taylor expansion in (3.15) we therefore obtain a first order approximation in s of the expected down-trade log series $\mathcal{D}^{(K)}(s\boldsymbol{\theta}, \cdot)$ (3.4), i.e. for $s \in (0, \varepsilon]$ and $\boldsymbol{\theta} \in \mathbb{S}_1^{M-1}$ the following holds:

$$\mathbb{E} [\mathcal{D}^{(K)}(s\boldsymbol{\theta}, \cdot)] \approx \tilde{d}^{(K)}(s, \boldsymbol{\theta}) := s \cdot \sum_{n=1}^N D_n^{(K,N)}(\boldsymbol{\theta}) \cdot \langle \mathbf{t}_{n\bullet}^\top, \boldsymbol{\theta} \rangle. \quad (3.22)$$

In the sequel we call $d^{(K)}$ the first and $\tilde{d}^{(K)}$ the second approximation of the expected down-trade log series. Noting that $\ln(1+x) \leq x$ for $x \in \mathbb{R}$ when we extend $\ln|_{(-\infty, 0]} := -\infty$, we can improve part (b) of Theorem 3.8:

Corollary 3.12. In the situation of Theorem 3.8 for all $s \geq 0$ and $\boldsymbol{\theta} \in \mathbb{S}_1^{M-1}$ such that $s\boldsymbol{\theta} \in \mathring{\mathfrak{G}}$, we get:

(a)

$$\mathbb{E} [\mathcal{D}^{(K)}(s\boldsymbol{\theta}, \cdot)] \leq d^{(K)}(s, \boldsymbol{\theta}) \leq \tilde{d}^{(K)}(s, \boldsymbol{\theta}). \quad (3.23)$$

(b) Furthermore $\tilde{d}^{(K)}$ is continuous in s and $\boldsymbol{\theta}$ (in s even positive homogeneous) and

$$\tilde{d}^{(K)}(s, \boldsymbol{\theta}) \leq 0. \quad (3.24)$$

Proof. (a) is already clear with the statement above. To show (b), the continuity in s of the second approximation

$$\tilde{d}^{(K)}(s, \boldsymbol{\theta}) = s \cdot \sum_{n=1}^N D_n^{(K,N)}(\boldsymbol{\theta}) \cdot \langle \mathbf{t}_{n\bullet}^\top, \boldsymbol{\theta} \rangle, \quad s > 0$$

in (3.22) is clear. But even continuity in $\boldsymbol{\theta}$ follows with a short argument: Using (3.16)

$$\begin{aligned} \tilde{d}^{(K)}(s, \boldsymbol{\theta}) &= s \cdot \sum_{n=1}^N \sum_{\substack{(x_1, \dots, x_N) \in \mathbb{N}_0^N \\ \sum_{i=1}^N x_i = K, \sum_{i=1}^N x_i \langle \mathbf{t}_{i\bullet}^\top, \boldsymbol{\theta} \rangle \leq 0}} H^{(K,N)}(x_1, \dots, x_N) \cdot x_n \cdot \langle \mathbf{t}_{n\bullet}^\top, \boldsymbol{\theta} \rangle \\ &= s \cdot \sum_{\substack{(x_1, \dots, x_N) \in \mathbb{N}_0^N \\ \sum_{i=1}^N x_i = K, \sum_{i=1}^N x_i \langle \mathbf{t}_{i\bullet}^\top, \boldsymbol{\theta} \rangle \leq 0}} H^{(K,N)}(x_1, \dots, x_N) \cdot \underbrace{\sum_{n=1}^N x_n \langle \mathbf{t}_{n\bullet}^\top, \boldsymbol{\theta} \rangle}_{\leq 0} \\ &= s \cdot \sum_{\substack{(x_1, \dots, x_N) \in \mathbb{N}_0^N \\ \sum_{i=1}^N x_i = K}} H^{(K,N)}(x_1, \dots, x_N) \cdot \min \left\{ \sum_{n=1}^N x_n \langle \mathbf{t}_{n\bullet}^\top, \boldsymbol{\theta} \rangle, 0 \right\} \\ &=: s \cdot L^{(K,N)}(\boldsymbol{\theta}) \leq 0. \end{aligned} \quad (3.25)$$

Since $\sum_{n=1}^N x_n \langle \mathbf{t}_{n\bullet}^\top, \boldsymbol{\theta} \rangle$ is continuous in $\boldsymbol{\theta}$, $L^{(K,N)}(\boldsymbol{\theta})$ is continuous, too, and clearly $\tilde{d}^{(K)}$ is non-positive. \square

4. Admissible convex risk measures

For the measurement of risk, various different approaches have been taken (see for instance [3] for an introduction). For simplicity, we collect all for us important properties of risk measures in the following three definitions.

Definition 4.1. (admissible convex risk measure)

Let $\mathcal{Q} \subset \mathbb{R}^M$ be a convex set with $0 \in \mathcal{Q}$. A function $\mathfrak{r}: \mathcal{Q} \rightarrow \mathbb{R}_0^+$ is called an **admissible convex risk measure (ACRM)** if the following properties are satisfied:

- (a) $\mathfrak{r}(0) = 0$, $\mathfrak{r}(\varphi) \geq 0$ for all $\varphi \in \mathcal{Q}$.
- (b) \mathfrak{r} is a convex and continuous function.
- (c) For any $\theta \in \mathbb{S}_1^{M-1}$ the function \mathfrak{r} restricted to the set $\{s\theta : s > 0\} \cap \mathcal{Q} \subset \mathbb{R}^M$ is strictly increasing in s , and hence in particular $\mathfrak{r}(\varphi) > 0$ for all $\varphi \in \mathcal{Q} \setminus \{0\}$.

Definition 4.2. (admissible strictly convex risk measure)

If in the situation of Definition 4.1 the function $\mathfrak{r}: \mathcal{Q} \rightarrow \mathbb{R}_0^+$ satisfies only (a) and (b) but is moreover strictly convex, then \mathfrak{r} is called an **admissible strictly convex risk measure (ASCRM)**.

Some of the here constructed risk measures are moreover positive homogeneous.

Definition 4.3. (positive homogeneous)

The risk function $\mathfrak{r}: \mathbb{R}^M \rightarrow \mathbb{R}_0^+$ is positive homogeneous if

$$\mathfrak{r}(s\varphi) = s\mathfrak{r}(\varphi) \text{ for all } s > 0 \text{ and } \varphi \in \mathbb{R}^M.$$

Remark 4.4. It is easy to see that an admissible strictly convex risk measure automatically satisfies (c) in Definition 4.1 and thus it is also an admissible convex risk measure. In fact, if $u > s > 0$ then $s = \lambda u$ for some $\lambda \in (0, 1)$ and we obtain for $\theta \in \mathbb{S}_1^{M-1}$

$$\mathfrak{r}(s\theta) = \mathfrak{r}(\lambda u\theta + (1 - \lambda) \cdot 0 \cdot \theta) \leq \lambda \mathfrak{r}(u\theta) + (1 - \lambda)\mathfrak{r}(0 \cdot \theta) = \lambda \mathfrak{r}(u\theta) < \mathfrak{r}(u\theta).$$

Examples 4.5. (a) The function \mathfrak{r}_1 with $\mathfrak{r}_1(\varphi) := \varphi^\top \Lambda \varphi$, $\varphi \in \mathbb{R}^M$, for some symmetric positive definite matrix $\Lambda \in \mathbb{R}^{M \times M}$ is an admissible strictly convex risk measure (ASCRM).

(b) For a fixed vector $c = (c_1, \dots, c_M) \in \mathbb{R}^M$, with $c_j > 0$ for $j = 1, \dots, M$, both,

$$\mathfrak{r}_2(\varphi) := \|\varphi\|_{1,c} := \sum_{j=1}^M c_j |\varphi_j| \text{ and } \mathfrak{r}_3(\varphi) := \|\varphi\|_{\infty,c} := \max_{1 \leq j \leq M} \{c_j |\varphi_j|\},$$

define admissible convex risk measures (ACRM).

The structure of the ACRM implies nice properties about their level sets:

Lemma 4.6. *Let $\mathfrak{r} : \mathcal{Q} \rightarrow \mathbb{R}_0^+$ be an admissible convex risk measure. Then the following holds:*

(a) *The set $\mathcal{M}(\alpha) := \{\varphi \in \mathcal{Q} : \mathfrak{r}(\varphi) \leq \alpha\}$, $\alpha \geq 0$, is convex and contains $0 \in \mathcal{Q}$.*

Furthermore, if $\overline{\mathcal{M}(\alpha)}$ is bounded and $\overline{\mathcal{M}(\alpha)} \subset \mathcal{Q}$ we have:

(b1) *The boundary of $\mathcal{M}(\alpha)$ is characterized by $\partial\mathcal{M}(\alpha) = \{\varphi \in \mathcal{Q} : \mathfrak{r}(\varphi) = \alpha\} \neq \emptyset$.*

(b2) *$\partial\mathcal{M}(\alpha)$ is a codimension one manifold which varies continuously in α .*

Proof. $\mathcal{M}(\alpha)$ is a convex set, because \mathfrak{r} is a convex function on the convex domain \mathcal{Q} . Thus (a) is already clear.

ad (b): Assuming $\overline{\mathcal{M}(\alpha)} \subset \mathcal{Q}$ is bounded immediately yields $\overset{\circ}{\mathcal{M}}(\alpha) = \{\varphi \in \mathcal{Q} : \mathfrak{r}(\varphi) < \alpha\}$ and $\partial\mathcal{M}(\alpha) = \{\varphi \in \mathcal{Q} : \mathfrak{r}(\varphi) = \alpha\} \neq \emptyset$, the latter being a codimension one manifold and continuously varying in α due to Definition 4.1(c). \square

In order to define a nontrivial ACRM, we use the down-trade log series of (3.4).

Theorem 4.7. *For a trading game as in Setup 3.1 satisfying Assumption 2.3 the function $\mathfrak{r}_{\text{down}} : \overset{\circ}{\mathfrak{G}} \rightarrow \mathbb{R}_0^+$,*

$$\mathfrak{r}_{\text{down}}(\varphi) = \mathfrak{r}_{\text{down}}^{(K)}(\varphi) := -\mathbb{E}(\mathcal{D}^{(K)}(\varphi, \cdot)) \geq 0, \quad (4.1)$$

stemming from the down-trade log series in (3.4), is an admissible convex risk measure (ACRM).

Proof. We show that $\mathfrak{r}_{\text{down}}$ has the three properties (a), (b), and (c) from Definition 4.1.

ad (a): $\mathcal{Q} = \overset{\circ}{\mathfrak{G}}$ is a convex set with $0 \in \overset{\circ}{\mathfrak{G}}$ according to Lemma 2.2. Since for all $\omega \in \Omega^{(K)}$ and $\varphi \in \overset{\circ}{\mathfrak{G}}$

$$\mathcal{D}^{(K)}(\varphi, \omega) = \ln\left(\min\{1, \text{TW}R_1^K(\varphi, \omega)\}\right) = \min\{0, \ln \text{TW}R_1^K(\varphi, \omega)\} \leq 0$$

and $\text{TW}R_1^K(0, \omega) = 1$ we obtain Definition 4.1(a).

ad (b) For each fixed $\omega = (\omega_1, \dots, \omega_K) \in \Omega^{(K)}$ the function $\varphi \mapsto \text{TW}R_1^K(\varphi, \omega)$ is continuous in φ , and therefore the same holds true for $\mathfrak{r}_{\text{down}}$. Moreover, again for $\omega \in \Omega^{(K)}$ fixed, $\varphi \mapsto \ln \text{TW}R_1^K(\varphi, \omega) = \sum_{j=1}^K \ln\left(1 + \langle \mathbf{t}_{\omega_j}^\top, \varphi \rangle\right)$ is a concave function of φ since all summands are as composition of the concave \ln -function with an affine function also concave. Thus $\mathcal{D}^{(K)}(\varphi, \omega)$ is concave as well since the minimum of two concave functions is still concave and therefore $\mathfrak{r}_{\text{down}}$ is convex.

ad (c) It is sufficient to show that

$$\begin{aligned} &\mathfrak{r}_{\text{down}} \text{ from (4.1) is strictly convex along the line } \{s\boldsymbol{\theta}_0 : s > 0\} \cap \overset{\circ}{\mathfrak{G}} \subset \mathbb{R}^M \\ &\text{for any fixed } \boldsymbol{\theta}_0 \in \mathbb{S}_1^{M-1}. \end{aligned} \quad (4.2)$$

Therefore, let $\boldsymbol{\theta}_0 \in \mathbb{S}_1^{M-1}$ be fixed. In order to show (4.2) we need to find at least one $\bar{\omega} \in \Omega^{(K)}$ such that $\mathcal{D}^{(K)}(s\boldsymbol{\theta}_0, \bar{\omega})$ is strictly concave in $s > 0$. Using Assumption 2.3 we obtain some $i_0 = i_0(\boldsymbol{\theta}_0)$ such that $\langle \mathbf{t}_{i_0}^\top, \boldsymbol{\theta}_0 \rangle < 0$. Hence, for $\boldsymbol{\varphi}_s = s \cdot \boldsymbol{\theta}_0 \in \overset{\circ}{\mathfrak{G}}$ and $\bar{\omega} = (i_0, i_0, \dots, i_0)$ we obtain

$$\mathcal{D}^{(K)}(s\boldsymbol{\theta}_0, \bar{\omega}) = K \cdot \ln \left(1 + s \underbrace{\langle \mathbf{t}_{i_0}^\top, \boldsymbol{\theta}_0 \rangle}_{< 0} \right) < 0$$

which is a strictly concave function in $s > 0$. □

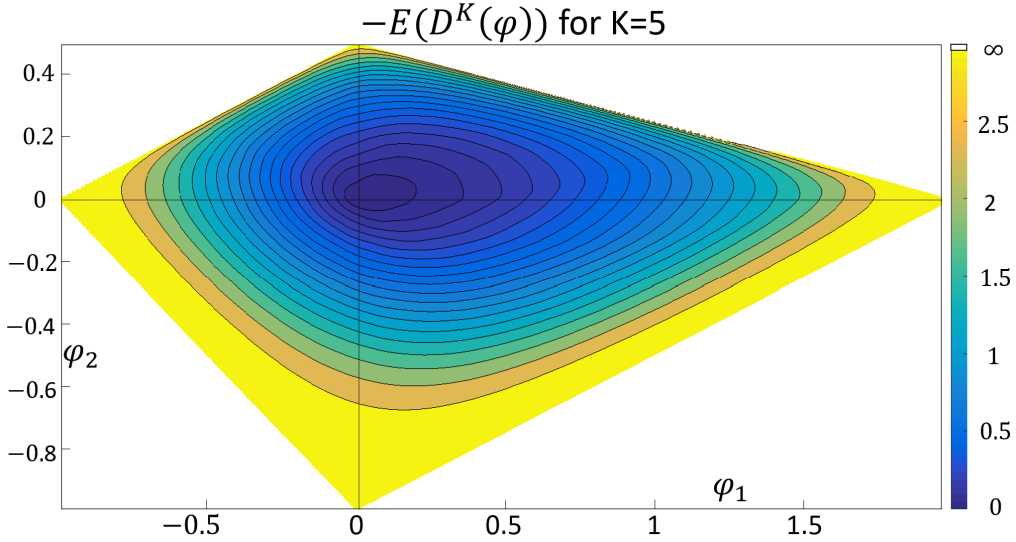


Figure 1: Contour levels for $\mathfrak{r}_{\text{down}}^{(K)}$ from (4.1) with $K = 5$ for T from Example 4.8

Example 4.8. In order to illustrate $\mathfrak{r}_{\text{down}}$ of (4.1) and the other risk measures to follow, we introduce a simple trading game with $M = 2$. Set

$$T = \begin{pmatrix} 1 & 1 \\ -\frac{1}{2} & 1 \\ 1 & -2 \\ -\frac{1}{2} & -2 \end{pmatrix} \in \mathbb{R}^{4 \times 2} \quad \text{with} \quad p_1 = p_2 = 0.375, \quad p_3 = p_4 = 0.125 \quad (4.3)$$

It is easy to see that bets in the first system (win 1 with probability 0.5 or lose $-\frac{1}{2}$) and bets in the second system (win 1 with probability 0.75 or lose -2) are stochastically independent and have the same expectation value $\frac{1}{4}$. The contour levels of $\mathfrak{r}_{\text{down}}$ for $K = 5$ are shown in Figure 1.

Remark 4.9. *The function $\mathfrak{r}_{\text{down}}$ in (4.1) may or may not be an admissible strictly convex risk measure. To show that we give two examples:*

(a) For

$$T = \begin{pmatrix} 1 & 2 \\ 2 & 1 \\ -1 & -1 \end{pmatrix} \in \mathbb{R}^{3 \times 2} \quad (N = 3, M = 2)$$

the risk measure $\mathfrak{r}_{\text{down}}$ in (4.1) for $K = 1$ is not strictly convex. Consider for example $\varphi_0 = \alpha \cdot \begin{pmatrix} 1 \\ 1 \end{pmatrix} \in \mathfrak{G}$ for some fixed $\alpha > 0$. Then for $\varphi \in B_\varepsilon(\varphi_0)$, $\varepsilon > 0$ small, in the trading game only the third row results in a loss, i.e.

$$\mathbb{E}(\mathcal{D}^{(K=1)}(\varphi, \cdot)) = p_3 \ln(1 + \langle \mathbf{t}_{3\cdot}^\top, \varphi \rangle)$$

which is constant along the line $\varphi_s = \varphi_0 + s \cdot \begin{pmatrix} 1 \\ -1 \end{pmatrix} \in B_\varepsilon(\varphi_0)$ for small s and thus **not** strictly convex.

(b) We refrain from giving a complete characterization for trade return matrices T for which (4.1) results in a strictly convex function, but only note that if besides Assumption 2.3 the condition

$$\text{span} \left\{ \mathbf{t}_{i\cdot}^\top : \langle \mathbf{t}_{i\cdot}^\top, \boldsymbol{\theta} \rangle \neq 0 \right\} = \mathbb{R}^M \quad \text{holds} \quad \forall \boldsymbol{\theta} \in \mathbb{S}_1^{M-1} \quad (4.4)$$

then this is sufficient to give strict convexity of (4.1) and hence in this case $\mathfrak{r}_{\text{down}}$ in (4.1) is actually an ASCRM.

Now that we saw that the negative expected down-trade log series of (4.1) is an admissible convex risk measure, it is natural to ask whether or not the same is true for the two approximations of the expected down-trade log series given in (3.15) and (3.22) as well. Starting with

$$d^{(K)}(s, \boldsymbol{\theta}) = \sum_{n=1}^N D_n^{(K,N)}(\boldsymbol{\theta}) \ln(1 + s \langle \mathbf{t}_{n\cdot}^\top, \boldsymbol{\theta} \rangle)$$

from (3.15), the answer is negative. The reason is simply that $D_n^{(K,N)}(\boldsymbol{\theta})$ from (3.16) is in general not continuous for such $\boldsymbol{\theta} \in \mathbb{S}_1^{M-1}$ for which $(x_1, \dots, x_N) \in \mathbb{N}_0^N$ with $\sum_{i=1}^N x_i = K$

exist and which satisfy $\sum_{i=1}^N x_i \langle \mathbf{t}_{i\cdot}^\top, \boldsymbol{\theta} \rangle = 0$, but unlike in (3.25) for $\tilde{d}^{(K)}$, the sum over the log terms may not vanish. Therefore $d^{(K)}(s, \boldsymbol{\theta})$ is in general also not continuous. A more thorough discussion of this discontinuity can be found after Theorem 4.10. On the other hand, $\tilde{d}^{(K)}$ of (3.22) was proved to be continuous and non-positive in Corollary 3.12. In fact, we can obtain:

Theorem 4.10. *For the trading game of Setup 3.1 satisfying Assumption 2.3 the function $\mathfrak{r}_{\text{down}X} : \mathbb{R}^M \rightarrow \mathbb{R}_0^+$,*

$$\mathfrak{r}_{\text{down}X}(\varphi) = \mathfrak{r}_{\text{down}X}^{(K)}(s\boldsymbol{\theta}) := -\tilde{d}^{(K)}(s, \boldsymbol{\theta}) = -s \cdot L^{(K,N)}(\boldsymbol{\theta}) \geq 0, \quad s \geq 0 \text{ and } \boldsymbol{\theta} \in \mathbb{S}_1^{M-1} \quad (4.5)$$

with $L^{(K,N)}(\boldsymbol{\theta})$ from (3.25) is an admissible convex risk measure (ACRM) according to Definition 4.1 and furthermore positive homogeneous.

Proof. Clearly $\mathbf{r}_{\text{down}X}$ is positive homogeneous, since $\mathbf{r}_{\text{down}X}(s\boldsymbol{\theta}) = s \cdot \mathbf{r}_{\text{down}X}(\boldsymbol{\theta})$ for all $s \geq 0$. So we only need to check the (ACRM) properties.

ad (a) & ad (b): The only thing left to argue is the convexity of $\mathbf{r}_{\text{down}X}$ or the concavity of $\tilde{d}^{(K)}(s, \boldsymbol{\theta}) = s \cdot L^{(K,N)}(\boldsymbol{\theta}) \leq 0$. To see that, according to Theorem 3.8

$$d^{(K)}(s, \boldsymbol{\theta}) = \mathbb{E} [\mathcal{D}^{(K)}(s\boldsymbol{\theta}, \cdot)] , \quad \text{for } \boldsymbol{\theta} \in \mathbb{S}_1^{M-1} \quad \text{and} \quad s \in [0, \varepsilon] ,$$

is concave because the right hand side is concave (see Theorem 4.7). Hence

$$d_\alpha^{(K)}(s, \boldsymbol{\theta}) := \frac{\alpha}{\varepsilon} d^{(K)}\left(\frac{s\varepsilon}{\alpha}, \boldsymbol{\theta}\right) , \quad \text{for } \boldsymbol{\theta} \in \mathbb{S}_1^{M-1} \quad \text{and} \quad s \in [0, \alpha]$$

is also concave. Note that right from the definition of $d^{(K)}(s, \boldsymbol{\theta})$ in (3.15) and of $L^{(K,N)}(\boldsymbol{\theta})$ in (3.25) it can readily be seen that for $\boldsymbol{\theta} \in \mathbb{S}_1^{M-1}$ fixed

$$\frac{d^{(K)}(s, \boldsymbol{\theta})}{s} = \frac{d^{(K)}(s, \boldsymbol{\theta}) - d^{(K)}(0, \boldsymbol{\theta})}{s} \longrightarrow L^{(K,N)}(\boldsymbol{\theta}) \quad \text{for } s \searrow 0 .$$

Therefore, some further calculation yields uniform convergence

$$d_\alpha^{(K)}(s, \boldsymbol{\theta}) \longrightarrow s \cdot L^{(K,N)}(\boldsymbol{\theta}) \quad \text{for } \alpha \rightarrow \infty$$

on the unit ball $B_1(0) := \{(s, \boldsymbol{\theta}) : s \in [0, 1], \boldsymbol{\theta} \in \mathbb{S}_1^{M-1}\}$. Now assuming $\tilde{d}^{(K)}$ being not concave somewhere, would immediately contradict the concavity of $d_\alpha^{(K)}$.

ad (c): In order to show that for any $\boldsymbol{\theta} \in \mathbb{S}_1^{M-1}$ the function $s \mapsto \mathbf{r}_{\text{down}X}(s\boldsymbol{\theta}) = -s L^{(K,N)}(\boldsymbol{\theta})$ is strictly increasing in s , it suffices to show $L^{(K,N)}(\boldsymbol{\theta}) < 0$. Since $L^{(K,N)}(\boldsymbol{\theta}) \leq 0$ is already clear, we only have to find one negative summand in (3.25). According to Assumption 2.3 for all $\boldsymbol{\theta} \in \mathbb{S}_1^{M-1}$ there is some $i_0 \leq N$ such that $\langle \mathbf{t}_{i_0}^\top, \boldsymbol{\theta} \rangle < 0$. Now let

$$(x_1, \dots, x_N) := (0, \dots, 0, \underset{\substack{\uparrow \\ i_0\text{-th place}}}{K}, 0, \dots, 0)$$

then $\sum_{i=1}^N x_i \langle \mathbf{t}_i^\top, \boldsymbol{\theta} \rangle = K \langle \mathbf{t}_{i_0}^\top, \boldsymbol{\theta} \rangle < 0$ giving $L^{(K,N)}(\boldsymbol{\theta}) < 0$ as claimed. \square

We illustrate the contour of $\mathbf{r}_{\text{down}X}$ for Example 4.8 in Figure 2. As expected, the approximation of \mathbf{r}_{down} is best near $\boldsymbol{\varphi} = 0$ (cf. Figure 1).

In conclusion, Theorems 4.7 and 4.10 yield two ACRM stemming from expected down-trade log series $\mathcal{D}^{(K)}$ of (3.4) and its second approximation $\tilde{d}^{(K)}$ from (3.22). However, the first approximation $d^{(K)}$ from (3.15) was not an ACRM since the coefficients $D_n^{(K,N)}$ in (3.16) are not continuous. At first glance, however, this is puzzling: since

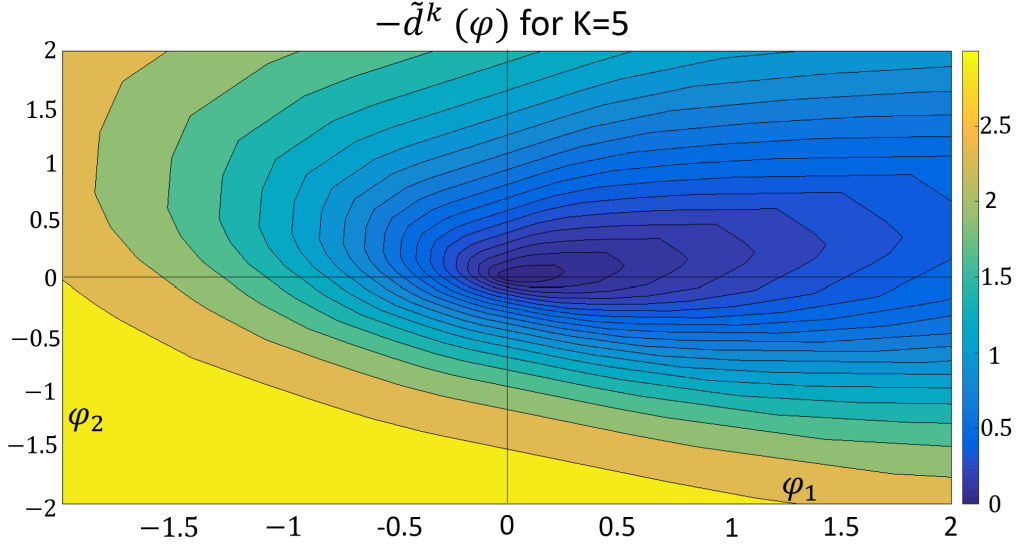


Figure 2: Contour levels for $\mathfrak{r}_{downX}^{(K)}$ with $K = 5$ for T from Example 4.8

$\mathbb{E}(\mathcal{D}^{(K)}(s\boldsymbol{\theta}, \cdot))$ is clearly continuous and equals $d^{(K)}(s, \boldsymbol{\theta})$ for sufficiently small $s > 0$ according to Theorem 3.8, $d^{(K)}(s, \boldsymbol{\theta})$ has to be continuous for small $s > 0$, too. So what have we missed? In order to unveil that “mystery”, we give another representation for the expected down-trade log series using again $H^{(K,N)}$ of (3.12)

Lemma 4.11. *In the situation of Theorem 3.8 for all $s > 0$ and $\boldsymbol{\theta} \in \mathbb{S}_1^{M-1}$ with $s\boldsymbol{\theta} \in \overset{\circ}{\mathfrak{G}}$ the following holds:*

$$\mathbb{E}[\mathcal{D}^{(K)}(s\boldsymbol{\theta}, \cdot)] = \sum_{\substack{(x_1, \dots, x_N) \in \mathbb{N}_0^N \\ \sum_{i=1}^N x_i = K}} H^{(K,N)}(x_1, \dots, x_N) \cdot \ln \left(\min \left\{ 1, \prod_{n=1}^N \left(1 + s \langle \mathbf{t}_{n\cdot}^\top, \boldsymbol{\theta} \rangle \right)^{x_n} \right\} \right). \quad (4.6)$$

Proof. (4.6) can be derived from the definition in (3.4) as follows: For $\omega \in \Omega^{(K)}$ with (3.7) clearly

$$\text{TWR}_1^K(s\boldsymbol{\theta}, \omega) = \prod_{n=1}^N \left(1 + s \langle \mathbf{t}_{n\cdot}^\top, \boldsymbol{\theta} \rangle \right)^{x_n}$$

holds. Introducing for $s > 0$ the set

$$\begin{aligned} \Xi_{x_1, \dots, x_N}(s) &:= \left\{ \boldsymbol{\theta} \in \mathbb{S}_1^{M-1} : \prod_{j=1}^N \left(1 + s \langle \mathbf{t}_{j\cdot}^\top, \boldsymbol{\theta} \rangle \right)^{x_j} < 1 \right\} \\ &= \left\{ \boldsymbol{\theta} \in \mathbb{S}_1^{M-1} : \sum_{j=1}^N x_j \ln \left(1 + s \langle \mathbf{t}_{j\cdot}^\top, \boldsymbol{\theta} \rangle \right) < 0 \right\} \end{aligned} \quad (4.7)$$

and using the characteristic function of a set A , χ_A , we obtain for all $s\boldsymbol{\theta} \in \overset{\circ}{\mathfrak{G}}$

$$\mathbb{E} [\mathcal{D}^{(K)}(s\boldsymbol{\theta}, \cdot)] = \sum_{\substack{(x_1, \dots, x_N) \in \mathbb{N}_0^N \\ \sum_{i=1}^N x_i = K}} H^{(K,N)}(x_1, \dots, x_N) \cdot \chi_{\Xi_{x_1, \dots, x_N}(s)}(\boldsymbol{\theta}) \cdot \sum_{n=1}^N x_n \cdot \ln \left(1 + s \langle \mathbf{t}_{n\cdot}^\top, \boldsymbol{\theta} \rangle \right) \quad (4.8)$$

giving (4.6). □

Observe that $d^{(K)}(s, \boldsymbol{\theta})$ has a similar representation, namely, using

$$\widehat{\Xi}_{x_1, \dots, x_N} := \left\{ \boldsymbol{\theta} \in \mathbb{S}_1^{M-1} : \sum_{j=1}^N x_j \langle \mathbf{t}_{j\cdot}^\top, \boldsymbol{\theta} \rangle \leq 0 \right\} \quad (4.9)$$

we get right from the definition in (3.15) that for all $s\boldsymbol{\theta} \in \overset{\circ}{\mathfrak{G}}$

$$d^{(K)}(s, \boldsymbol{\theta}) = \sum_{\substack{(x_1, \dots, x_N) \in \mathbb{N}_0^N \\ \sum_{i=1}^N x_i = K}} H^{(K,N)}(x_1, \dots, x_N) \cdot \chi_{\widehat{\Xi}_{x_1, \dots, x_N}}(\boldsymbol{\theta}) \cdot \sum_{n=1}^N x_n \ln \left(1 + s \langle \mathbf{t}_{n\cdot}^\top, \boldsymbol{\theta} \rangle \right) \quad (4.10)$$

holds. So the only difference of (4.8) and (4.10) is that $\Xi_{x_1, \dots, x_N}(s)$ is replaced by $\widehat{\Xi}_{x_1, \dots, x_N}$ (with the latter being a half-space restricted to \mathbb{S}_1^{M-1}). Observing furthermore that due to (3.21)

$$\widehat{\Xi}_{x_1, \dots, x_N} \subset \Xi_{x_1, \dots, x_N}(s) \quad \forall s > 0, \quad (4.11)$$

the discontinuity of $d^{(K)}$ clearly comes from the discontinuity of the indicator function $\chi_{\widehat{\Xi}_{x_1, \dots, x_N}}$, because

$$\sum_{j=1}^N x_j \cdot \langle \mathbf{t}_{j\cdot}^\top, \boldsymbol{\theta} \rangle = 0 \not\Rightarrow \sum_{n=0}^N x_n \ln \left(1 + s \langle \mathbf{t}_{n\cdot}^\top, \boldsymbol{\theta} \rangle \right) = 0$$

and the “mystery” is solved since Lemma 3.5(b) implies equality in (4.11) for sufficiently small $s > 0$. Finally note that for large $s > 0$ not only the continuity gets lost, but moreover $d^{(K)}(s, \boldsymbol{\theta})$ is no longer concave. The discontinuity can even be seen in Figure 3.

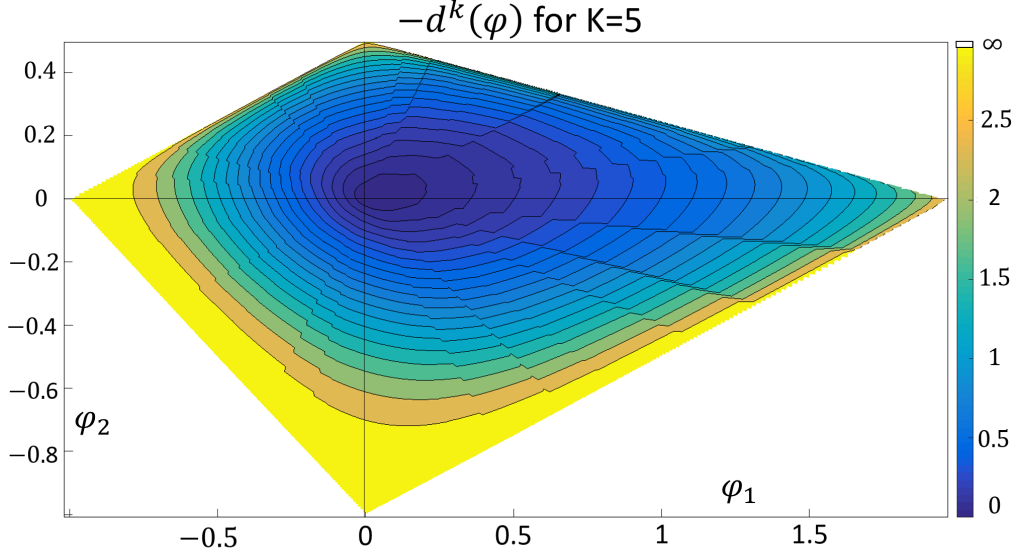


Figure 3: Discontinuous contour levels for $-d^{(K)}$ with $K = 5$ for T from Example 4.8

5. The current drawdown

We keep discussing the trading return matrix T from (2.1) and probabilities p_1, \dots, p_N from Setup 3.1 for each row $\mathbf{t}_{i\bullet}$ of T . Drawing randomly and independently $K \in \mathbb{N}$ times such rows from that distribution results in a terminal wealth relative for fractional trading

$$\text{TWR}_1^K(\boldsymbol{\varphi}, \omega) = \prod_{j=1}^K \left(1 + \langle \mathbf{t}_{\omega_j \bullet}^\top, \boldsymbol{\varphi} \rangle \right), \quad \boldsymbol{\varphi} \in \mathring{\mathfrak{G}}, \quad \omega \in \Omega^{(K)} = \{1, \dots, N\}^K,$$

depending on the betted portions $\boldsymbol{\varphi} = (\varphi_1, \dots, \varphi_M)$, see (3.1). In order to investigate the *current drawdown* realized after the K -th draw, we more generally use the notation

$$\text{TWR}_m^n(\boldsymbol{\varphi}, \omega) := \prod_{j=m}^n \left(1 + \langle \mathbf{t}_{\omega_j \bullet}^\top, \boldsymbol{\varphi} \rangle \right). \quad (5.1)$$

The idea here is that $\text{TWR}_1^n(\boldsymbol{\varphi}, \omega)$ is viewed as a discrete “equity curve” at time n (with $\boldsymbol{\varphi}$ and ω fixed). The current drawdown log series is defined as the logarithm of the drawdown of this equity curve realized from the maximum of the curve till the end (time K). We will see below that this series is the counter part of the *run-up* (cf. Figure 4).

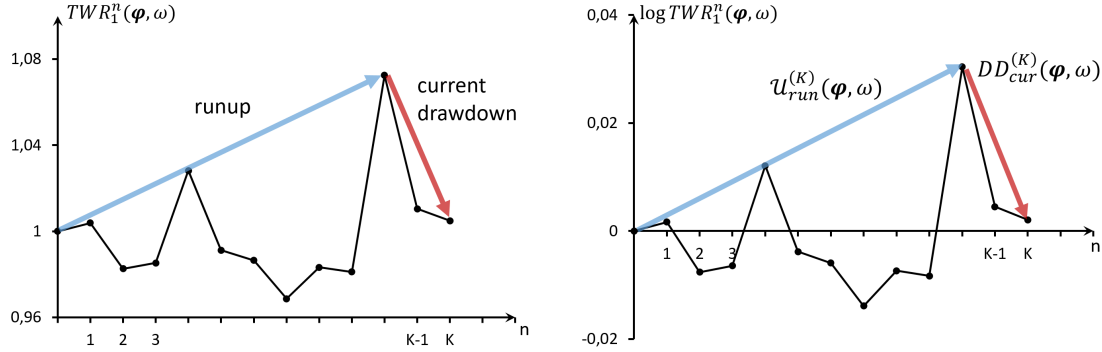


Figure 4: In the left figure the run-up and the current drawdown is plotted for a realization of the TWR “equity”-curve and to the right are their log series.

Definition 5.1. *The **current drawdown log series** is set to*

$$\mathcal{D}_{\text{cur}}^{(K)}(\varphi, \omega) := \ln \left(\min_{1 \leq \ell \leq K} \min\{1, \text{TWR}_\ell^K(\varphi, \omega)\} \right) \leq 0, \quad (5.2)$$

*and the **run-up log series** is defined as*

$$\mathcal{U}_{\text{run}}^{(K)}(\varphi, \omega) := \ln \left(\max_{1 \leq \ell \leq K} \max\{1, \text{TWR}_1^\ell(\varphi, \omega)\} \right) \geq 0.$$

The corresponding trade series are connected because the current drawdown starts after the run-up has stopped. To make that more precise, we fix that ℓ where the run-up reached its top.

Definition 5.2. (first TWR topping point)

For fixed $\omega \in \Omega^{(K)}$ and $\varphi \in \mathring{\mathfrak{G}}$ define $\ell^* = \ell^*(\varphi, \omega) \in \{0, \dots, K\}$ with

(a) $\ell^* = 0$ in case $\max_{1 \leq \ell \leq K} \text{TWR}_1^\ell(\varphi, \omega) \leq 1$

(b) and otherwise choose $\ell^* \in \{1, \dots, K\}$ such that

$$\text{TWR}_1^{\ell^*}(\varphi, \omega) = \max_{1 \leq \ell \leq K} \text{TWR}_1^\ell(\varphi, \omega) > 1, \quad (5.3)$$

where ℓ^* should be minimal with that property.

By definition one easily gets

$$\mathcal{D}_{\text{cur}}^{(K)}(\varphi, \omega) = \begin{cases} \ln \text{TWR}_{\ell^*+1}^K(\varphi, \omega), & \text{in case } \ell^* < K, \\ 0, & \text{in case } \ell^* = K, \end{cases} \quad (5.4)$$

and

$$\mathcal{U}_{\text{run}}^{(K)}(\varphi, \omega) = \begin{cases} \ln \text{TWR}_1^{\ell^*}(\varphi, \omega), & \text{in case } \ell^* \geq 1, \\ 0, & \text{in case } \ell^* = 0. \end{cases} \quad (5.5)$$

As in Section 3 we immediately obtain $\mathcal{D}_{\text{cur}}^{(K)}(\varphi, \omega) + \mathcal{U}_{\text{run}}^{(K)}(\varphi, \omega) = \mathcal{Z}^{(K)}(\varphi, \omega)$ and therefore by Theorem 3.2:

Corollary 5.3. *For $\varphi \in \mathfrak{G}$*

$$\mathbb{E} [\mathcal{D}_{\text{cur}}^{(K)}(\varphi, \cdot)] + \mathbb{E} [\mathcal{U}_{\text{run}}^{(K)}(\varphi, \cdot)] = K \cdot \ln \Gamma(\varphi) \quad (5.6)$$

holds.

Explicit formulas for the expectation of $\mathcal{D}_{\text{cur}}^{(K)}$ and $\mathcal{U}_{\text{run}}^{(K)}$ are again of interest. By definition and with (5.4)

$$\mathbb{E} [\mathcal{D}_{\text{cur}}^{(K)}(\varphi, \cdot)] = \sum_{\ell=0}^{K-1} \sum_{\substack{\omega \in \Omega^{(K)} \\ \ell^*(\varphi, \omega) = \ell}} \mathbb{P}(\{\omega\}) \cdot \ln \text{TWR}_{\ell+1}^K(\varphi, \omega). \quad (5.7)$$

Before we proceed with this calculation we need to discuss $\ell^* = \ell^*(\varphi, \omega)$ further for some fixed ω . By Definition 5.2, in case $\ell^* \geq 1$, we get

$$\text{TWR}_k^{\ell^*}(\varphi, \omega) > 1 \quad \text{for } k = 1, \dots, \ell^*, \quad (5.8)$$

since ℓ^* is the first time the run-up topped, and, in case $\ell^* < K$,

$$\text{TWR}_{\ell^*+1}^{\tilde{k}}(\varphi, \omega) \leq 1 \quad \text{for } \tilde{k} = \ell^* + 1, \dots, K. \quad (5.9)$$

Similarly as in Section 3 we again write $\varphi \neq 0$ as $\varphi = s\theta$ for $\theta \in \mathbb{S}_1^{M-1}$ and $s > 0$. The last inequality then may be rephrased for $s \in (0, \varepsilon]$ and some sufficiently small $\varepsilon > 0$ as

$$\begin{aligned} \text{TWR}_{\ell^*+1}^{\tilde{k}}(s\theta, \omega) \leq 1 &\iff \ln \text{TWR}_{\ell^*+1}^{\tilde{k}}(s\theta, \omega) \leq 0 \\ &\iff \sum_{j=\ell^*+1}^{\tilde{k}} \ln \left(1 + s \langle \mathbf{t}_{\omega_j}^\top, \theta \rangle \right) \leq 0 \\ &\iff \sum_{j=\ell^*+1}^{\tilde{k}} \langle \mathbf{t}_{\omega_j}^\top, \theta \rangle \leq 0 \end{aligned} \quad (5.10)$$

by an argument similar as in Lemma 3.5. Analogously one finds for all $s \in (0, \varepsilon]$

$$\text{TWR}_k^{\ell^*}(s\theta, \omega) > 1 \iff \sum_{j=k}^{\ell^*} \langle \mathbf{t}_{\omega_j}^\top, \theta \rangle > 0. \quad (5.11)$$

This observation will become crucial to proof the next result on the expectation of the current drawdown.

Theorem 5.4. *Let a trading game as in Setup 3.1 with $N, K \in \mathbb{N}$ be fixed. Then for $\boldsymbol{\theta} \in \mathbb{S}_1^{M-1}$ and $s \in (0, \varepsilon]$ the following holds:*

$$\mathbb{E} [\mathcal{D}_{\text{cur}}^{(K)}(s\boldsymbol{\theta}, \cdot)] = d_{\text{cur}}^{(K)}(s, \boldsymbol{\theta}) := \sum_{n=1}^N \left(\sum_{\ell=0}^K \Lambda_n^{(\ell, K, N)}(\boldsymbol{\theta}) \right) \cdot \ln \left(1 + s \langle \mathbf{t}_{n\cdot}^\top, \boldsymbol{\theta} \rangle \right) \quad (5.12)$$

where $\Lambda_n^{(K, K, N)} := 0$ is independent of $\boldsymbol{\theta}$ and for $\ell \in \{0, 1, \dots, K-1\}$ the functions $\Lambda_n^{(\ell, K, N)}(\boldsymbol{\theta}) \geq 0$ are defined by

$$\Lambda_n^{(\ell, K, N)}(\boldsymbol{\theta}) := \sum_{\omega \in \Omega^{(K)}} \mathbb{P}(\{\omega\}) \cdot \# \{i \mid \omega_i = n, i \geq \ell+1\} \cdot \sum_{j=k}^{\ell} \langle \mathbf{t}_{\omega_j\cdot}^\top, \boldsymbol{\theta} \rangle > 0 \text{ for } k = 1, \dots, \ell \\ \sum_{j=\ell+1}^{\tilde{k}} \langle \mathbf{t}_{\omega_j\cdot}^\top, \boldsymbol{\theta} \rangle \leq 0 \text{ for } \tilde{k} = \ell+1, \dots, K \quad (5.13)$$

Proof. Again the proof is very similar as the proof in the univariate case, see Theorem 5.4 in [11]. Starting with (5.7) we get

$$\mathbb{E} [\mathcal{D}_{\text{cur}}^{(K)}(s\boldsymbol{\theta}, \cdot)] = \sum_{\ell=0}^{K-1} \sum_{\substack{\omega \in \Omega^{(K)} \\ \ell^*(s\boldsymbol{\theta}, \omega) = \ell}} \mathbb{P}(\{\omega\}) \cdot \sum_{i=\ell+1}^K \ln \left(1 + \langle \mathbf{t}_{\omega_i\cdot}^\top, s\boldsymbol{\theta} \rangle \right)$$

and by (5.10) and (5.11) for all $s \in (0, \varepsilon]$

$$\mathbb{E} [\mathcal{D}_{\text{cur}}^{(K)}(s\boldsymbol{\theta}, \cdot)] = \sum_{\ell=0}^{K-1} \sum_{\omega \in \Omega^{(K)}} \mathbb{P}(\{\omega\}) \cdot \sum_{i=\ell+1}^K \ln \left(1 + s \langle \mathbf{t}_{\omega_i\cdot}^\top, \boldsymbol{\theta} \rangle \right) \quad (5.14)$$

$$\sum_{j=k}^{\ell} \langle \mathbf{t}_{\omega_j\cdot}^\top, \boldsymbol{\theta} \rangle > 0 \text{ for } k = 1, \dots, \ell \\ \sum_{j=\ell+1}^{\tilde{k}} \langle \mathbf{t}_{\omega_j\cdot}^\top, \boldsymbol{\theta} \rangle \leq 0 \text{ for } \tilde{k} = \ell+1, \dots, K$$

$$= \sum_{\ell=0}^{K-1} \sum_{\omega \in \Omega^{(K)}} \mathbb{P}(\{\omega\}) \cdot \sum_{n=1}^N \# \{i \mid \omega_i = n, i \geq \ell+1\} \cdot \ln \left(1 + s \langle \mathbf{t}_{n\cdot}^\top, \boldsymbol{\theta} \rangle \right)$$

$$\sum_{j=k}^{\ell} \langle \mathbf{t}_{\omega_j\cdot}^\top, \boldsymbol{\theta} \rangle > 0 \text{ for } k = 1, \dots, \ell \\ \sum_{j=\ell+1}^{\tilde{k}} \langle \mathbf{t}_{\omega_j\cdot}^\top, \boldsymbol{\theta} \rangle \leq 0 \text{ for } \tilde{k} = \ell+1, \dots, K$$

$$= \sum_{n=1}^N \sum_{\ell=0}^{K-1} \Lambda_n^{(\ell, K, N)}(\boldsymbol{\theta}) \cdot \ln \left(1 + s \langle \mathbf{t}_{n\cdot}^\top, \boldsymbol{\theta} \rangle \right) = d_{\text{cur}}^{(K)}(s, \boldsymbol{\theta})$$

since $\Lambda_n^{(K, K, N)} = 0$. □

In order to simplify notation, we introduce formally the “linear equity curve” for $1 \leq m \leq n \leq K$, $\omega \in \Omega^{(K)} = \{1, \dots, N\}^K$ and $\boldsymbol{\theta} \in \mathbb{S}_1^{M-1}$:

$$\text{linEQ}_m^n(\boldsymbol{\theta}, \omega) := \sum_{j=m}^n \langle \mathbf{t}_{\omega_j}^\top, \boldsymbol{\theta} \rangle \quad (5.15)$$

Then we obtain similarly to the first topping point $\ell^* = \ell^*(\boldsymbol{\varphi}, \omega)$ of the TWR–equity curve (5.1) (cf. Definition 5.2) a first topping point for the linear equity:

Definition 5.5. (*first linear equity topping point*)

For fixed $\omega \in \Omega^{(K)}$ and $\boldsymbol{\theta} \in \mathbb{S}_1^{M-1}$ define $\widehat{\ell}^* = \widehat{\ell}^*(\boldsymbol{\theta}, \omega) \in \{0, \dots, K\}$ with

$$(a) \quad \widehat{\ell}^* = 0 \text{ in case } \max_{1 \leq \ell \leq K} \text{linEQ}_1^\ell(\boldsymbol{\theta}, \omega) \leq 0$$

(b) and otherwise choose $\widehat{\ell}^* \in \{1, \dots, K\}$ such that

$$\text{linEQ}_1^{\widehat{\ell}^*}(\boldsymbol{\theta}, \omega) = \max_{1 \leq \ell \leq K} \text{linEQ}_1^\ell(\boldsymbol{\theta}, \omega) > 0, \quad (5.16)$$

where $\widehat{\ell}^*$ should be minimal with that property.

Let us discuss $\widehat{\ell}^* = \widehat{\ell}^*(\boldsymbol{\theta}, \omega)$ further for some fixed ω . By Definition 5.5, in case $\widehat{\ell}^* \geq 1$, we get

$$\text{linEQ}_k^{\widehat{\ell}^*}(\boldsymbol{\theta}, \omega) > 0 \quad \text{for } k = 1, \dots, \widehat{\ell}^* \quad (5.17)$$

since $\widehat{\ell}^*$ is the first time the run-up of the linear equity topped and, in case $\widehat{\ell}^* < K$

$$\text{linEQ}_{\widehat{\ell}^*+1}^{\widetilde{k}}(\boldsymbol{\theta}, \omega) \leq 0 \quad \text{for } \widetilde{k} = \widehat{\ell}^* + 1, \dots, K. \quad (5.18)$$

Hence we conclude that $\omega \in \Omega^{(K)}$ satisfies $\widehat{\ell}^*(\boldsymbol{\theta}, \omega) = \ell$ if and only if

$$\sum_{j=k}^{\ell} \langle \mathbf{t}_{\omega_j}^\top, \boldsymbol{\theta} \rangle > 0 \text{ for } k = 1, \dots, \ell \quad \text{and} \quad \sum_{j=\ell+1}^{\widetilde{k}} \langle \mathbf{t}_{\omega_j}^\top, \boldsymbol{\theta} \rangle \leq 0 \text{ for } \widetilde{k} = \ell + 1, \dots, K. \quad (5.19)$$

Therefore (5.13) simplifies to

$$\Lambda_n^{(\ell, K, N)}(\boldsymbol{\theta}) = \sum_{\substack{\omega \in \Omega^{(K)} \\ \widehat{\ell}^*(\boldsymbol{\theta}, \omega) = \ell}} \mathbb{P}(\{\omega\}) \cdot \# \{i \mid \omega_i = n, i \geq \ell + 1\}. \quad (5.20)$$

Furthermore, according to (5.10) and (5.11), for small $s > 0$, ℓ^* and $\widehat{\ell}^*$ coincide, i.e.

$$\widehat{\ell}^*(\boldsymbol{\theta}, \omega) = \ell^*(s\boldsymbol{\theta}, \omega) \quad \text{for all } s \in (0, \varepsilon]. \quad (5.21)$$

A very similar argument as the proof of Theorem 5.4 yields:

Theorem 5.6. *In the situation of Theorem 5.4 for $\boldsymbol{\theta} \in \mathbb{S}_1^{M-1}$ and all $s \in (0, \varepsilon]$*

$$\mathbb{E} [\mathcal{U}_{\text{run}}^{(K)}(s\boldsymbol{\theta}, \cdot)] = u_{\text{run}}^{(K)}(s, \boldsymbol{\theta}) := \sum_{n=1}^N \left(\sum_{\ell=0}^K \Upsilon_n^{(\ell, K, N)}(\boldsymbol{\theta}) \right) \cdot \ln \left(1 + s \langle \mathbf{t}_{n^\bullet}^\top, \boldsymbol{\theta} \rangle \right) \quad (5.22)$$

holds, where $\Upsilon_n^{(0, K, N)} := 0$ is independent from $\boldsymbol{\theta}$ and for $\ell \in \{1, \dots, K\}$ the functions $\Upsilon_n^{(\ell, K, N)}(\boldsymbol{\theta}) \geq 0$ are given as

$$\Upsilon_n^{(\ell, K, N)}(\boldsymbol{\theta}) := \sum_{\substack{\omega \in \Omega^{(K)} \\ \hat{\ell}^*(\boldsymbol{\theta}, \omega) = \ell}} \mathbb{P}(\{\omega\}) \cdot \# \{i \mid \omega_i = n, i \leq \ell\} . \quad (5.23)$$

Remark 5.7. *Again, we immediately obtain a first order approximation for the expected current drawdown log series. For $s \in (0, \varepsilon]$*

$$\mathbb{E} [\mathcal{D}_{\text{cur}}^{(K)}(s\boldsymbol{\theta}, \cdot)] \approx \tilde{d}_{\text{cur}}^{(K)}(s, \boldsymbol{\theta}) := s \cdot \sum_{n=1}^N \left(\sum_{\ell=0}^K \Lambda_n^{(\ell, K, N)}(\boldsymbol{\theta}) \right) \cdot \langle \mathbf{t}_{n^\bullet}^\top, \boldsymbol{\theta} \rangle \quad (5.24)$$

holds. Moreover, since $\mathcal{D}_{\text{cur}}^{(K)}(\boldsymbol{\varphi}, \omega) \leq \mathcal{D}^{(K)}(\boldsymbol{\varphi}, \omega) \leq 0$, $d_{\text{cur}}^{(K)}(s, \boldsymbol{\theta}) \leq d^{(K)}(s, \boldsymbol{\theta}) \leq 0$ and $\tilde{d}_{\text{cur}}^{(K)}(s, \boldsymbol{\theta}) \leq \tilde{d}^{(K)}(s, \boldsymbol{\theta}) \leq 0$ holds as well.

As discussed in Section 4 for the down-trade log series, we also want to study the current drawdown log series (5.2) with respect to admissible convex risk measures.

Theorem 5.8. *For a trading game as in Setup 3.1 satisfying Assumption 2.3 the function*

$$\mathfrak{r}_{\text{cur}}(\boldsymbol{\varphi}) = \mathfrak{r}_{\text{cur}}^{(K)}(\boldsymbol{\varphi}) := -\mathbb{E} [\mathcal{D}_{\text{cur}}^{(K)}(\boldsymbol{\varphi}, \cdot)] \geq 0, \quad \boldsymbol{\varphi} \in \mathring{\mathfrak{G}}, \quad (5.25)$$

is an admissible convex risk measure (ACRM).

Proof. It is easy to see that the proof of Theorem 4.7 can almost literally be adapted to the current drawdown case. □

Confer Figure 5 for an illustration of $\mathfrak{r}_{\text{cur}}$. Compared to $\mathfrak{r}_{\text{down}}$ in Figure 1 the contour plot looks quite similar, but near $0 \in \mathbb{R}^M$ obviously $\mathfrak{r}_{\text{cur}}$ grows faster. Similarly, we obtain an ACRM for the first order approximation $\tilde{d}_{\text{cur}}^{(K)}(s, \boldsymbol{\theta})$ in (5.24):

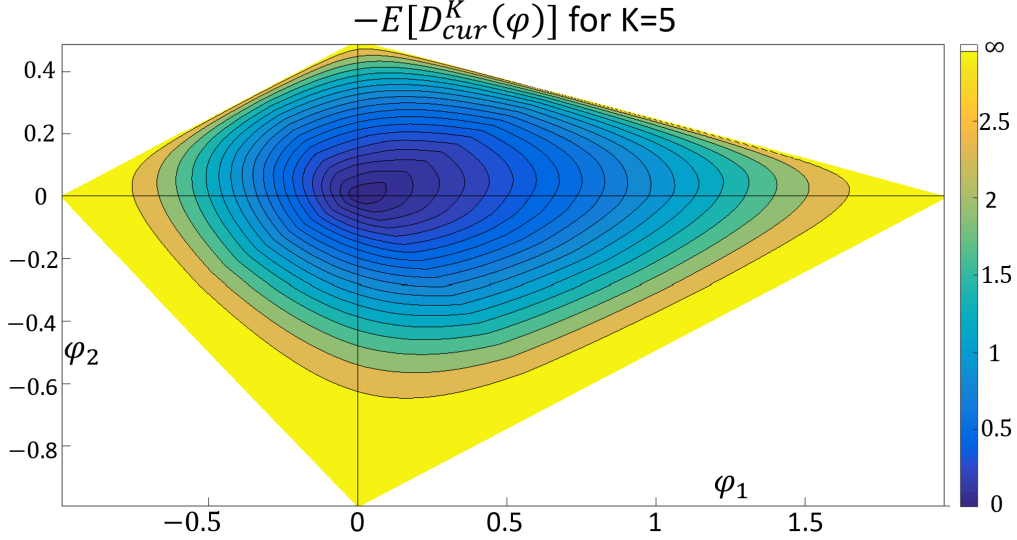


Figure 5: Contour levels for $\mathbf{r}_{\text{cur}}^{(K)}$ from (5.25) with $K = 5$ for Example 4.8

Theorem 5.9. *For the trading game of Setup 3.1 satisfying Assumption 2.3 the function $\mathbf{r}_{\text{cur}X} : \mathbb{R}^M \rightarrow \mathbb{R}_0^+$,*

$$\mathbf{r}_{\text{cur}X}(\boldsymbol{\varphi}) = \mathbf{r}_{\text{cur}X}^{(K)}(s\boldsymbol{\theta}) := -\tilde{d}_{\text{cur}}^{(K)}(s, \boldsymbol{\theta}) = -s \cdot L_{\text{cur}}^{(K,N)}(\boldsymbol{\theta}) \geq 0, \quad s \geq 0 \quad \text{and} \quad \boldsymbol{\theta} \in \mathbb{S}_1^{M-1}$$

with

$$L_{\text{cur}}^{(K,N)}(\boldsymbol{\theta}) := \sum_{\ell=0}^{K-1} \sum_{\substack{\omega \in \Omega^{(K)} \\ \hat{\ell}^*(\boldsymbol{\theta}, \omega) = \ell}} \mathbb{P}(\{\omega\}) \cdot \sum_{i=\ell+1}^K \langle \mathbf{t}_{\omega_i}^\top, \boldsymbol{\theta} \rangle \quad (5.26)$$

is an admissible convex risk measure (ACRM) according to Definition 4.1 which is moreover positive homogeneous.

Proof. We use (5.14) to derive the above formula for $L_{\text{cur}}^{(K,N)}(\boldsymbol{\theta})$. Now most of the arguments of the proof of Theorem 4.10 work here as well once we know that $L_{\text{cur}}^{(K,N)}(\boldsymbol{\theta})$ is continuous in $\boldsymbol{\theta}$. To see that, we remark once more that for the first topping point $\hat{\ell}^* = \hat{\ell}^*(\boldsymbol{\theta}, \omega) \in \{0, \dots, K\}$ of the linearized equity curve $\sum_{j=1}^n \langle \mathbf{t}_{\omega_j}^\top, \boldsymbol{\theta} \rangle$, $n = 1, \dots, K$, the following holds (cf. Definition 5.5 and (5.18)):

$$\text{linEQ}_{\hat{\ell}^*+1}^K(\boldsymbol{\theta}, \omega) = \sum_{i=\hat{\ell}^*+1}^K \langle \mathbf{t}_{\omega_i}^\top, \boldsymbol{\theta} \rangle \leq 0.$$

Thus

$$L_{\text{cur}}^{(K,N)}(\boldsymbol{\theta}) = \sum_{\ell=0}^{K-1} \sum_{\substack{\omega \in \Omega^{(K)} \\ \hat{\ell}^*(\boldsymbol{\theta}, \omega) = \ell}} \mathbb{P}(\{\omega\}) \cdot \underbrace{\sum_{i=\ell+1}^K \langle \mathbf{t}_{\omega_i}^\top, \boldsymbol{\theta} \rangle}_{\leq 0} \leq 0.$$

Although the topping point $\hat{\ell}^*(\boldsymbol{\theta}, \omega)$ for $\omega \in \Omega^{(K)}$ may jump when $\boldsymbol{\theta}$ is varied in case $\sum_{i=\hat{\ell}^*+1}^j \langle \mathbf{t}_{\omega_i}^\top, \boldsymbol{\theta} \rangle = 0$ for some $j \geq \hat{\ell}^* + 1$, i.e.

$$\sum_{i=\hat{\ell}^*+1}^K \langle \mathbf{t}_{\omega_i}^\top, \boldsymbol{\theta} \rangle = \sum_{i=j}^K \langle \mathbf{t}_{\omega_i}^\top, \boldsymbol{\theta} \rangle,$$

the continuity of $L_{\text{cur}}^{(K,N)}(\boldsymbol{\theta})$ is still granted since over all $\ell = 0, \dots, K-1$ is summed. Hence, all claims are proved. \square

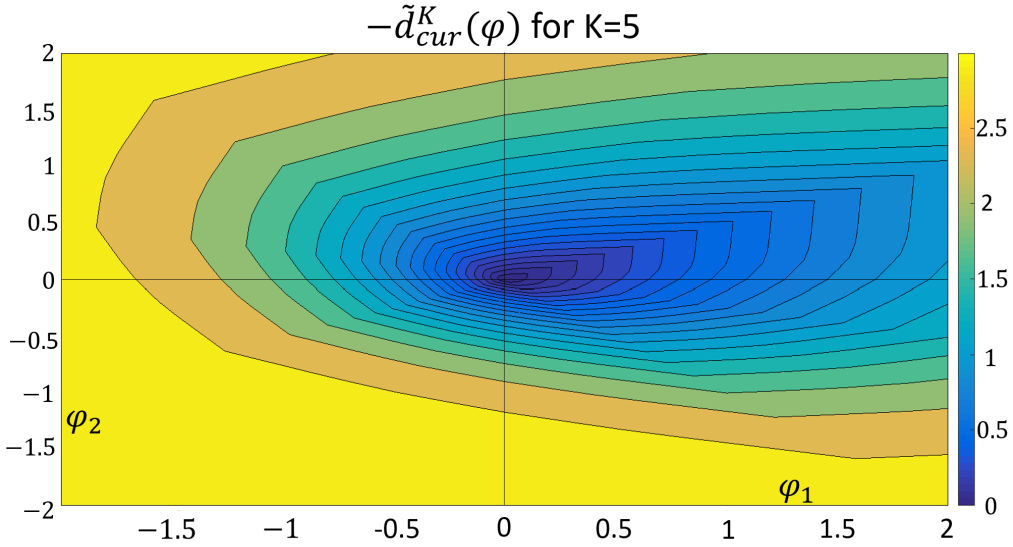


Figure 6: Contour levels for $\mathbf{r}_{\text{cur}X}^{(K)}$ from Theorem 5.9 with $K = 5$ for Example 4.8

A contour plot of $\mathbf{r}_{\text{cur}X}$ can be seen in Figure 6. The first topping point of the linearized equity curve will also be helpful to order the risk measures \mathbf{r}_{cur} and $\mathbf{r}_{\text{cur}X}$. Reasoning as in (5.10) (see also Lemma 3.5) and using that (5.18) we obtain in case $\hat{\ell}^* < K$ for $s \in (0, \varepsilon]$ and $\tilde{k} = \hat{\ell}^* + 1, \dots, K$ that

$$\text{linEQ}_{\hat{\ell}^*+1}^{\tilde{k}}(\boldsymbol{\theta}, \omega) = \sum_{j=\hat{\ell}^*+1}^{\tilde{k}} \langle \mathbf{t}_{\omega_j}^\top, \boldsymbol{\theta} \rangle \leq 0 \implies \sum_{j=\hat{\ell}^*+1}^{\tilde{k}} \ln(1 + s \langle \mathbf{t}_{\omega_j}^\top, \boldsymbol{\theta} \rangle) \leq 0. \quad (5.27)$$

However, since \ln is concave, the above implication holds true even for all $s > 0$ with $\boldsymbol{\varphi} = s\boldsymbol{\theta} \in \mathring{\mathfrak{G}}$. Hence for $\tilde{k} = \hat{\ell}^* + 1, \dots, K$ and $\boldsymbol{\varphi} = s\boldsymbol{\theta} \in \mathring{\mathfrak{G}}$

$$\text{linEQ}_{\hat{\ell}^*+1}^{\tilde{k}}(\boldsymbol{\theta}, \omega) \leq 0 \implies \ln \text{TWR}_{\hat{\ell}^*+1}^{\tilde{k}}(s\boldsymbol{\theta}, \omega) \leq 0. \quad (5.28)$$

Looking at (5.9) once more, we observe that the first topping point of the TWR equity curve ℓ^* necessarily is less than or equal to $\hat{\ell}^*$. Thus we have shown:

Lemma 5.10. *For all $\omega \in \Omega^{(K)}$ and $\varphi = s\theta \in \mathring{\mathfrak{G}}$ the following holds (see also (5.21)):*

$$\ell^*(s\theta, \omega) \leq \widehat{\ell}^*(\theta, \omega). \quad (5.29)$$

This observations helps to order $\mathbb{E} \left[\mathcal{D}_{\text{cur}}^{(K)}(s\theta, \cdot) \right]$ and $d_{\text{cur}}^{(K)}(s, \theta)$:

Theorem 5.11. *For all $\varphi = s\theta \in \mathring{\mathfrak{G}}$, with $s > 0$ and $\theta \in \mathbb{S}_1^{M-1}$ we have*

$$\mathbb{E} \left[\mathcal{D}_{\text{cur}}^{(K)}(s\theta, \cdot) \right] \leq d_{\text{cur}}^{(K)}(s, \theta) \leq \widetilde{d}_{\text{cur}}^{(K)}(s, \theta) \leq 0. \quad (5.30)$$

Proof. Using (5.7) for $\varphi = s\theta \in \mathring{\mathfrak{G}}$

$$\begin{aligned} \mathbb{E} \left[\mathcal{D}_{\text{cur}}^{(K)}(s\theta, \cdot) \right] &= \sum_{\ell=0}^{K-1} \sum_{\substack{\omega \in \Omega^{(K)} \\ \ell^*(s\theta, \omega) = \ell}} \mathbb{P}(\{\omega\}) \cdot \ln \text{TWR}_{\ell+1}^K(s\theta, \omega). \\ &\stackrel{\text{Lemma 5.10}}{\leq} \sum_{\ell=0}^{K-1} \sum_{\substack{\omega \in \Omega^{(K)} \\ \widehat{\ell}^*(\theta, \omega) = \ell}} \mathbb{P}(\{\omega\}) \cdot \sum_{i=\ell+1}^K \ln \left(1 + s \langle \mathbf{t}_{\omega_i \cdot}^\top, \theta \rangle \right) \\ &\stackrel{(5.19)}{=} \sum_{\ell=0}^{K-1} \sum_{\substack{\omega \in \Omega^{(K)} \\ \sum_{j=k}^{\ell} \langle \mathbf{t}_{\omega_j \cdot}^\top, \theta \rangle > 0 \text{ for } k = 1, \dots, \ell \\ \sum_{j=\ell+1}^{\tilde{k}} \langle \mathbf{t}_{\omega_j \cdot}^\top, \theta \rangle \leq 0 \text{ for } \tilde{k} = \ell+1, \dots, K}} \mathbb{P}(\{\omega\}) \cdot \sum_{i=\ell+1}^K \ln \left(1 + s \langle \mathbf{t}_{\omega_i \cdot}^\top, \theta \rangle \right) \\ &\stackrel{(5.14)}{=} d_{\text{cur}}^{(K)}(s, \theta). \end{aligned}$$

The second inequality in (5.30) follows as in Section 3 from $\ln(1+x) \leq x$ (see (5.12) and (5.24)) and the third inequality is already clear from Remark 5.7. \square

6. Conclusion

Let us summarize the results of the last Sections. We obtained two down-trade log series related admissible convex risk measures (ACRM) according to Definition 4.1, namely

$$\mathfrak{r}_{\text{down}}(\varphi) \geq \mathfrak{r}_{\text{down}X}(\varphi) \geq 0 \quad \text{for all } \varphi \in \mathring{\mathfrak{G}},$$

see Corollary 3.12 and Theorems 4.7 and 4.10. Similarly we obtained two current draw-down related (ACRM), namely

$$\mathfrak{r}_{\text{cur}}(\varphi) \geq \mathfrak{r}_{\text{cur}X}(\varphi) \geq 0 \quad \text{for all } \varphi \in \mathring{\mathfrak{G}},$$

cf. Theorems 5.8 and 5.9 as well as Theorem 5.11. Furthermore, due to Remark 5.7 we have the ordering

$$\mathbf{r}_{\text{cur}}(\varphi) \geq \mathbf{r}_{\text{down}}(\varphi) \quad \text{and} \quad \mathbf{r}_{\text{cur}X}(\varphi) \geq \mathbf{r}_{\text{down}X}(\varphi), \quad \varphi \in \mathring{\mathfrak{G}}. \quad (6.1)$$

All four risk measures can be used in order to apply the general framework for portfolio theory of [12]. Since the two approximated risk measures $\mathbf{r}_{\text{down}X}$ and $\mathbf{r}_{\text{cur}X}$ are positive homogeneous, according to [12], the efficient portfolios will have an affine linear structure. Although we were able to prove a lot of results for these for practical applications relevant risk measures, there are still open questions. To state only one of them, we note that convergence of these risk measures for $K \rightarrow \infty$ is unclear, but empirical evidence seems to support such a statement (see Figure 7).

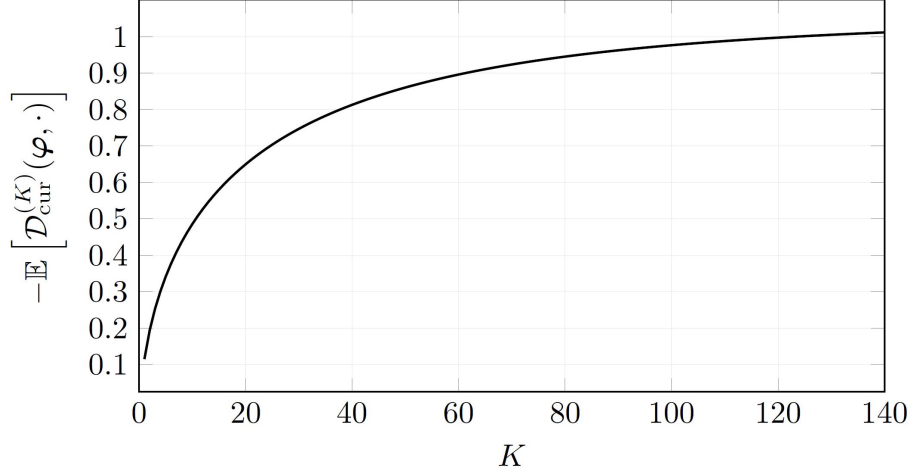


Figure 7: Convergence of $\mathbf{r}_{\text{cur}}^{(K)}$ with fixed $\varphi^* = (\varphi_1^*, \varphi_2^*)^T = (\frac{1}{5}, \frac{1}{5})^T$ for Example 4.8

A. Transfer of a one-period financial market to the TWR setup

The aim of this appendix is to show that a one-period financial market can be transformed into the Terminal Wealth Relative (TWR) setting of Ralph Vince [17] and [18]. In particular we show how the trade return matrix T of (2.1) has to be defined in order to apply the risk measure theory for current drawdowns of Section 4 and 5 to the general framework for portfolio theory of Maier-Paape and Zhu of Part I [12].

Setup A.1. (one-period financial market)

Let $S_t = (S_t^0, S_t^1, \dots, S_t^M)$, $t \in \{0, 1\}$ be a financial market in a one-period economy. Here $S_0^0 = 1$ and $S_1^0 = R \geq 1$ represents a risk free bond, whereas the other components S_t^m , $m = 1, \dots, M$ represent the price of the m -th risky asset at time t and $\hat{S}_t = (S_t^1, \dots, S_t^M)$ is the vector of all risky assets. S_0 is assumed to be a constant vector

whose components are the prices of the assets at $t = 0$. Furthermore $\widehat{S}_1 = (S_1^1, \dots, S_1^M)$ is assumed to be a random vector on a finite probability space $\mathcal{A} = \mathcal{A}_N = \{\alpha_1, \dots, \alpha_N\}$, i.e. $\widehat{S}_1: \mathcal{A}_N \rightarrow \mathbb{R}^M$ represents the new price at $t = 1$ for the risky assets.

Assumption A.2. To avoid redundant risky assets, often the matrix

$$\widehat{T}_S = \begin{bmatrix} S_1^1(\alpha_1) - R S_0^1 & S_1^2(\alpha_1) - R S_0^2 & \dots & S_1^M(\alpha_1) - R S_0^M \\ S_1^1(\alpha_2) - R S_0^1 & S_1^2(\alpha_2) - R S_0^2 & \dots & S_1^M(\alpha_2) - R S_0^M \\ \vdots & \vdots & & \vdots \\ S_1^1(\alpha_N) - R S_0^1 & S_1^2(\alpha_N) - R S_0^2 & \dots & S_1^M(\alpha_N) - R S_0^M \end{bmatrix} \in \mathbb{R}^{N \times M} \quad (\text{A.1})$$

is assumed to have full rank M , in particular $N \geq M$.

A portfolio is a column vector $x \in \mathbb{R}^{M+1}$ whose components x_m represent the investments in the m -th asset, $m = 0, \dots, M$. In order to normalize that situation, we consider portfolios with unit initial cost, i.e.

$$S_0 \cdot x = 1. \quad (\text{A.2})$$

Since $S_0^0 = 1$ this implies

$$x_0 + \widehat{S}_0 \cdot \widehat{x} = x_0 + \sum_{m=1}^M S_0^m x_m = 1. \quad (\text{A.3})$$

Therefore the interpretation in Table 1 is obvious.

x_0	portion of capital invested in bond
$S_0^m x_m$	portion of capital invested in m -th risky asset, $m = 1, \dots, M$

Table 1: Invested capital portions

So if an investor has an initial capital of C_{ini} in his depot, the invested money in the depot is divided as in Table 2.

Clearly $(S_1 - R S_0) \cdot x = S_1 \cdot x - R$ is the (random) gain of the unit initial cost portfolio relative to the riskless bond. In such a situation the merit of a portfolio x is often measured by its expected utility $\mathbb{E}[u(S_1 \cdot x)]$, where u is an increasing concave utility function (see [12], Assumption 3.3). In growth optimal portfolio theory the natural logarithm $u = \ln$ is used yielding the optimization problem

$C_{ini} x_0$	cash position of the depot
$C_{ini} S_0^m x_m$	invested money in m -th asset, $m = 1, \dots, M$
$C_{ini} x_m$	amount of shares of m -th asset to be bought at $t = 0$, $m = 1, \dots, M$

Table 2: Invested money in depot for a portfolio x

$$\begin{aligned} \mathbb{E}[\ln(S_1 \cdot x)] &\stackrel{!}{=} \max, & x \in \mathbb{R}^{M+1}, \\ \text{s.t.} & & S_0 \cdot x = 1. \end{aligned} \quad (\text{A.4})$$

The following discussion aims to show that the above optimization problem (A.4) is an alternative way of stating the Terminal Wealth Relative optimization problem of Vince (cf. [5], [16]).

Using $S_1^0 = R$ we obtain $S_1 \cdot x = R x_0 + \hat{S}_1 \cdot \hat{x}$ and hence with (A.3)

$$\begin{aligned} \mathbb{E}[\ln(S_1 \cdot x)] &= \mathbb{E}\left[\ln\left(R(1 - \hat{S}_0 \cdot \hat{x}) + \hat{S}_1 \cdot \hat{x}\right)\right] \\ &= \sum_{\alpha \in \mathcal{A}_N} \mathbb{P}(\{\alpha\}) \cdot \ln\left(R + [\hat{S}_1(\alpha) - R \hat{S}_0] \cdot \hat{x}\right). \end{aligned}$$

Assuming all $\alpha \in \mathcal{A}_N$ have the same probability (Laplace situation), i.e.

$$\mathbb{P}(\{\alpha_i\}) = \frac{1}{N} \quad \text{for all } i = 1, \dots, N, \quad (\text{A.5})$$

we furthermore get

$$\begin{aligned} \mathbb{E}[\ln(S_1 \cdot x)] - \ln(R) &= \frac{1}{N} \sum_{i=1}^N \ln\left(1 + \left[\frac{\hat{S}_1(\alpha_i) - R \hat{S}_0}{R}\right] \cdot \hat{x}\right) \\ &= \frac{1}{N} \sum_{i=1}^N \ln\left(1 + \sum_{m=1}^M \underbrace{\left[\frac{S_1^m(\alpha_i) - R S_0^m}{R S_0^m}\right]}_{=: t_{i,m}} \cdot \underbrace{S_0^m x_m}_{=: \varphi_m}\right). \end{aligned} \quad (\text{A.6})$$

This results in a “trade return” matrix

$$T = (t_{i,m})_{\substack{1 \leq i \leq N \\ 1 \leq m \leq M}} \in \mathbb{R}^{N \times M} \quad (\text{A.7})$$

φ_m	portion of capital invested in m -th risky asset, $m = 1, \dots, M$
-------------	---

Table 3: Investment vector φ for the TWR model

whose entries represent discounted relative returns of the m -th asset for the i -th realization α_i . Furthermore, the column vector $\varphi = (\varphi_m)_{1 \leq m \leq M} \in \mathbb{R}^M$ with components $\varphi_m = S_0^m x_m$ has according to Table 1 the interpretation given in Table 3.

Thus we get

$$\begin{aligned} \mathbb{E}[\ln(S_1 \cdot x)] - \ln(R) &= \frac{1}{N} \sum_{i=1}^N \ln(1 + \langle \mathbf{t}_{i\cdot}^\top, \varphi \rangle_{\mathbb{R}^M}) \\ &= \ln \left(\left[\prod_{i=1}^N (1 + \langle \mathbf{t}_{i\cdot}^\top, \varphi \rangle_{\mathbb{R}^M}) \right]^{1/N} \right) = \ln \left([\text{TWR}^{(N)}(\varphi)]^{1/N} \right) \end{aligned} \quad (\text{A.8})$$

which involves the usual Terminal Wealth Relative (TWR) of Ralph Vince [16] and therefore under the assumption of a Laplace situation (A.5) the optimization problem (A.4) is equivalent to

$$\text{TWR}^{(N)}(\varphi) \stackrel{!}{=} \max, \quad \varphi \in \mathbb{R}^M. \quad (\text{A.9})$$

Furthermore, the trade return matrix T in (A.7) may be used to define admissible convex risk measures as introduced in Definition 4.1 which in turn give nontrivial applications to the general framework for portfolio theory in Part I [12].

To see that, note again that by (A.6) any portfolio vector $x = (x_0, \hat{x})^T \in \mathbb{R}^M$ of a unit cost portfolio (A.2) is in one to one correspondence to an investment vector

$$\varphi = (\varphi_m)_{1 \leq m \leq M} = (S_0^m \cdot x_m)_{1 \leq m \leq M} =: \Lambda \cdot \hat{x} \quad (\text{A.10})$$

for a diagonal matrix $\Lambda \in \mathbb{R}^{M \times M}$ with only positive diagonal entries $\Lambda_{m,m} = S_0^m$. Then we obtain:

Theorem A.3. *Let $\mathfrak{r} : \text{Def}(\mathfrak{r}) \rightarrow \mathbb{R}_0^+$ be any of our four down-trade or drawdown related risk measures $\mathfrak{r}_{\text{down}}$, $\mathfrak{r}_{\text{down}X}$, $\mathfrak{r}_{\text{cur}}$ and $\mathfrak{r}_{\text{cur}X}$ (see (6.1)) for the trading game of Setup 3.1 satisfying Assumption 2.3. Then*

$$\hat{\mathfrak{r}}(\hat{x}) := \mathfrak{r}(\Lambda \hat{x}) = \mathfrak{r}(\varphi), \quad \hat{x} \in \text{Def}(\hat{\mathfrak{r}}) := \Lambda^{-1} \text{Def}(\mathfrak{r}) \subset \mathbb{R}^M \quad (\text{A.11})$$

has the following properties:

(r1) $\hat{\mathfrak{r}}$ depends only on the risky part \hat{x} of the portfolio $x = (x_0, \hat{x})^T \in \mathbb{R}^{M+1}$.

(r1n) $\widehat{\mathfrak{r}}(\widehat{x}) = 0$ if and only if $\widehat{x} = \widehat{0} \in \mathbb{R}^M$.

(r2) $\widehat{\mathfrak{r}}$ is convex in \widehat{x} .

(r3) The two approximations $\mathfrak{r}_{\text{down}X}$ and $\mathfrak{r}_{\text{cur}X}$ furthermore yield positive homogeneous $\widehat{\mathfrak{r}}$, i.e. $\widehat{\mathfrak{r}}(t\widehat{x}) = t\widehat{\mathfrak{r}}(\widehat{x})$ for all $t > 0$.

Proof. See the respective properties of \mathfrak{r} (cf. Theorems 4.7, 4.10, 5.8 and 5.9). In particular $\mathfrak{r}_{\text{down}}$, $\mathfrak{r}_{\text{down}X}$, $\mathfrak{r}_{\text{cur}}$ and $\mathfrak{r}_{\text{cur}X}$ are admissible convex risk measures according to Definition 4.1 and thus (r1), (r1n), and (r2) follow. \square

Remark A.4. It is clear that therefore $\widehat{\mathfrak{r}} = \widehat{\mathfrak{r}}_{\text{down}}$, $\widehat{\mathfrak{r}}_{\text{down}X}$, $\widehat{\mathfrak{r}}_{\text{cur}}$ or $\widehat{\mathfrak{r}}_{\text{cur}X}$ can be evaluated on any set of admissible portfolios $A \subset \mathbb{R}^{M+1}$ according to Definition 2.2 of [12] if

$$\text{Proj}_{\mathbb{R}^K} A \subset \text{Def}(\widehat{\mathfrak{r}})$$

and the properties (r1), (r1n), (r2) (and only for $\mathfrak{r}_{\text{down}X}$ and $\mathfrak{r}_{\text{cur}X}$ also (r3)) in Assumption 3.1 of [12] follow from Theorem A.3. In particular $\widehat{\mathfrak{r}}_{\text{down}X}$ and $\widehat{\mathfrak{r}}_{\text{cur}X}$ satisfy the conditions of a deviation measure in [14] (which is defined directly on the portfolio space).

Remark A.5. Formally our drawdown or down-trade is a function of a TWR equity curve of a K -period financial market. But since this equity curve is obtained by drawing K times stochastically independent from one and the same market in Setup A.1, we still can work with a one-period market model.

We want to close this section with some remarks on the often used no arbitrage condition of the one-period financial market and Assumption 2.3 which was necessary to construct admissible convex risk measures.

Definition A.6. Let S_t be a one-period financial market as in Setup A.1.

(a) A portfolio $x \in \mathbb{R}^{M+1}$ is an **arbitrage** for S_t if it satisfies

$$(S_1 - RS_0) \cdot x \geq 0 \quad \text{and} \quad (S_1 - RS_0) \cdot x \neq 0, \quad (\text{A.12})$$

or, equivalently, if $\widehat{x} \in \mathbb{R}^M$ is satisfying

$$(\widehat{S}_1 - R\widehat{S}_0) \cdot \widehat{x} \geq 0 \quad \text{and} \quad (\widehat{S}_1 - R\widehat{S}_0) \cdot \widehat{x} \neq 0. \quad (\text{A.13})$$

(b) The market S_t is said to have **no arbitrage**, if there exists no arbitrage portfolio.

Once we consider the above random variables as vector $\left[(\widehat{S}_1(\alpha_i) - R\widehat{S}_0) \cdot \widehat{x} \right]_{1 \leq i \leq N} \in \mathbb{R}^N$, (A.13) may equivalently be stated as

$$(\widehat{S}_1 - R\widehat{S}_0) \cdot \widehat{x} \in \mathcal{K} \setminus \{0\}, \quad (\text{A.14})$$

where we used the positive cone $\mathcal{K} := \{y \in \mathbb{R}^N : y_i \geq 0 \text{ for } i = 1, \dots, N\}$ in \mathbb{R}^N . Observe that the portfolio $\hat{x} = 0$ can never be an arbitrage portfolio.

Hence we get:

market S_t has no arbitrage

$$\iff \forall \hat{x} \in \mathbb{R}^M \setminus \{0\} \quad \text{holds} \quad (\hat{S}_1 - R\hat{S}_0) \cdot \hat{x} \notin \mathcal{K} \setminus \{0\} \quad (\text{A.15})$$

$$\iff \forall \hat{x} \in \mathbb{R}^M \setminus \{0\} \quad \text{holds} \quad (\hat{S}_1 - R\hat{S}_0) \cdot \hat{x} \notin (\mathcal{K} \cup (-\mathcal{K})) \setminus \{0\}, \quad (\text{A.16})$$

where we used the negative cone $(-\mathcal{K}) = \{y \in \mathbb{R}^N : y_i \leq 0 \text{ for } i = 1, \dots, N\}$ in \mathbb{R}^N .

Note that the last equivalence leading to (A.16) follows, because with $\hat{x} \in \mathbb{R}^M \setminus \{0\}$ always $(-\hat{x}) \in \mathbb{R}^M \setminus \{0\}$ also holds true. According to Setup A.1, the matrix \hat{T}_S has full rank, and therefore $(\hat{S}_1 - R\hat{S}_0) \cdot \hat{x} \neq 0$ for all $\hat{x} \neq 0$ anyway. Hence we proceed

$$\begin{aligned} (\text{A.16}) &\iff \forall \hat{x} \in \mathbb{R}^M \setminus \{0\} \quad \text{holds} \quad (\hat{S}_1 - R\hat{S}_0) \cdot \hat{x} \notin (\mathcal{K} \cup (-\mathcal{K})) \\ &\iff \forall \hat{x} \in \mathbb{R}^M \setminus \{0\} \quad \text{exists some } \alpha_{i_0} \in \mathcal{A}_N \quad \text{with } (\hat{S}_1(\alpha_{i_0}) - R\hat{S}_0) \cdot \hat{x} < 0 \\ &\quad \text{and some } \alpha_{j_0} \in \mathcal{A}_N \quad \text{with } (\hat{S}_1(\alpha_{j_0}) - R\hat{S}_0) \cdot \hat{x} > 0. \end{aligned} \quad (\text{A.17})$$

Observe that for all $\hat{x} \in \mathbb{R}^M \setminus \{0\}$ and $i_0 \in \{1, \dots, N\}$ the following is equivalent

$$\begin{aligned} (\hat{S}_1(\alpha_{i_0}) - R\hat{S}_0) \cdot \hat{x} < 0 &\iff \sum_{m=1}^M \underbrace{\left[\frac{S_1^m(\alpha_{i_0}) - R S_0^m}{R S_0^m} \right]}_{=t_{i_0,m}} \cdot \underbrace{S_0^m x_m}_{=\varphi_m} < 0 \\ &\stackrel{(\text{A.6})}{\iff} \langle \mathbf{t}_{i_0 \cdot}^\top, \boldsymbol{\varphi} \rangle < 0. \end{aligned} \quad (\text{A.18})$$

Hence

$$\begin{aligned} (\text{A.17}) &\iff \forall \boldsymbol{\varphi} \in \mathbb{R}^M \setminus \{0\} \quad \text{exists some } i_0, j_0 \in \{1, \dots, N\} \quad \text{with } \langle \mathbf{t}_{i_0 \cdot}^\top, \boldsymbol{\varphi} \rangle_{\mathbb{R}^M} < 0 \\ &\quad \text{and } \langle \mathbf{t}_{j_0 \cdot}^\top, \boldsymbol{\varphi} \rangle_{\mathbb{R}^M} > 0 \end{aligned} \quad (\text{A.19})$$

$$\iff \forall \boldsymbol{\theta} \in \mathbb{S}_1^{M-1} \quad \text{exists some } i_0 \in \{1, \dots, N\} \quad \text{with } \langle \mathbf{t}_{i_0 \cdot}^\top, \boldsymbol{\theta} \rangle_{\mathbb{R}^M} < 0 \quad (\text{A.20})$$

using again the argument that $\boldsymbol{\theta} \in \mathbb{S}_1^{M-1}$ also implies $(-\boldsymbol{\theta}) \in \mathbb{S}_1^{M-1}$. To conclude, (A.20) is exactly *Assumption 2.3* and therefore we get:

Theorem A.7. *Let a one-period financial market S_t as in Setup A.1 be given that satisfies Assumption A.2, i.e. \hat{T}_S from (A.1) has full rank M . Then the market S_t has no arbitrage if and only if the in (A.6) and (A.7) derived trade return matrix T satisfies Assumption 2.3.*

A very similar theorem is derived in [12]. For completeness we rephrase here that part which is important in the following.

Theorem A.8. ([12], Theorem 3.9) *Let a one-period financial market S_t as in Setup A.1 with no arbitrage be given. Then the conditions in Assumption 2.3 are satisfied for T from (A.6) and (A.7) if and only if Assumption A.2 holds, i.e. if \widehat{T}_S from (A.1) has full rank M .*

Proof. Note that the conditions in Assumption 2.3 for T from (A.6) and (A.7) are equivalent to

$$\begin{aligned} &\text{“for every risky portfolio } \widehat{x} \neq \widehat{0}, \text{ there exists some } \alpha \in \mathcal{A}_N \\ &\text{such that } \left(\widehat{S}_1(\alpha) - R \widehat{S}_0 \right) \cdot \widehat{x} < 0”, \end{aligned} \quad (\text{A.21})$$

which follows directly from the equivalence of (A.20) and (A.17). But (A.21) is exactly the point (ii*) in [12], Theorem 3.9, and Assumption A.2 is exactly the point (iii) of that theorem. Therefore, under the no arbitrage assumption again by [1], Theorem 3.9, the claimed equivalence follows. \square

Together with Theorem A.7 we immediately conclude:

Corollary A.9. *(two out of three imply the third)*

Let a one-period financial market S_t according to Setup A.1 be given. Then any two of the following conditions imply the third:

- (a) *Market S_t has no arbitrage.*
- (b) *The trade return matrix T from (A.6) and (A.7) satisfies Assumption 2.3.*
- (c) *Assumption A.2 holds, i.e. \widehat{T}_S from (A.1) has full rank M .*

Remark A.10. *The standard assumption on the market S_t in Part I [12] is “no non-trivial riskless portfolio”, where a portfolio $x = (x_0, \widehat{x})^T \in \mathbb{R}^{M+1}$ is riskless if*

$$(S_1 - R S_0) \cdot x \geq 0$$

and x is nontrivial if $\widehat{x} \neq \widehat{0}$.

Using this notation we get:

Corollary A.11. *Consider a one-period financial market S_t as in Setup A.1. Then there is no nontrivial riskless portfolio in S_t if and only if any two of the three statements (a), (b), and (c) from Corollary A.9 are satisfied.*

Proof. Just apply [12], Proposition 3.7 together with [12], Theorem 3.9 to the situation of Corollary A.9. \square

To conclude, any two of the three conditions of Corollary A.9 on the market S_t are sufficient to apply the theory presented in Part I [12].

References

- [1] R. BRENNER, S. MAIER-PAAPE, A. PLATEN AND Q.J. ZHU, *A general framework for portfolio theory. Part III: applications*, in preparation.
- [2] T. FERGUSON, *The Kelly betting system for favorable games*, Statistics Department, UCLA, www.math.ucla.edu/~tom/stat596/kelly.pdf
- [3] H. FÖLLMER AND A. SCHIED, *Stochastic Finance*, de Gruyter, (2002).
- [4] A. HERMES, *A Mathematical Approach to Fractional Trading, PhD-thesis*, Institut für Mathematik, RWTH Aachen, (2016). DOI: [10.18154/RWTH-2016-11976](https://doi.org/10.18154/RWTH-2016-11976)
- [5] A. HERMES AND S. MAIER-PAAPE, *Existence and uniqueness for the multivariate discrete terminal wealth relative*, Risks, 5(3), 44, (2017). DOI: [10.3390/risks5030044](https://doi.org/10.3390/risks5030044)
- [6] J. L. KELLY, JR., *A new interpretation of information rate*, Bell System Technical J. 35:917-926, (1956). DOI: [10.1002/j.1538-7305.1956.tb03809.x](https://doi.org/10.1002/j.1538-7305.1956.tb03809.x)
- [7] MARCOS LOPEZ DE PRADO, RALPH VINCE AND QIJI JIM ZHU, *Optimal risk budgeting under a finite investment horizon*, available at SSRN 2364092, (2013). DOI: [10.2139/ssrn.2364092](https://doi.org/10.2139/ssrn.2364092)
- [8] L.C. MACLEAN, E.O. THORP AND W.T. ZIEMBA, *The Kelly Capital Growth Investment Criterion: Theory and Practice*, World Scientific, (2009).
- [9] S. MAIER-PAAPE, *Existence theorems for optimal fractional trading*, Institut für Mathematik, RWTH Aachen, Report No. 67 (2013).
- [10] S. MAIER-PAAPE, *Optimal f and diversification*, International Federation of Technical Analysts Journal, ISSN 2409-0271, 15:4-7, (2015).
- [11] S. MAIER-PAAPE, *Risk averse fractional trading using the current draw-down*, Institut für Mathematik, RWTH Aachen, Report No. 88 (2016). <https://arxiv.org/abs/1612.02985>
- [12] S. MAIER-PAAPE AND Q. J. ZHU, *A general framework for portfolio theory. Part I: theory and various models*, Institut für Mathematik, RWTH Aachen, Report No. 91 (2017).
- [13] H. M. MARKOWITZ, *Portfolio Selection*, Cowles Monograph, No. 16, Wiley, New York, (1959).
- [14] R. T. ROCKAFELLAR, S. URYASEV AND M. ZABARANKIN, *Master funds in portfolio analysis with general deviation measures*, J. Banking and Finance, 30:743-778, (2006).
- [15] W.F. SHARPE, *Capital asset prices: A theory of market equilibrium under conditions of risk*, Journal of Finance, 19:425-442, (1964).

- [16] R. VINCE, *The New Money Management: A Framework for Asset Allocation*, John Wiley & Sons, New York, (1995).
- [17] R. VINCE, *The Mathematics of Money Management, Risk Analysis Techniques for Traders*, A Wiley Finance Edition, John Wiley & Sons, New York, (1992).
- [18] R. VINCE, *The Leverage Space Trading Model: Reconciling Portfolio Management Strategies and Economic Theory*, John Wiley & Sons, Hoboken, NJ, (2009).
- [19] R. VINCE AND Q.J. ZHU, *Optimal betting sizes for the game of blackjack*, Risk Journals: Portfolio Management, 4:53-75, (2015)
- [20] K. VAN THARP, *Van Tharp's Definite Guide to Position Sizing*, The International Institute of Trading Mastery, Cary, NC, (2008).
- [21] Q.J. ZHU, *Mathematical analysis of investment systems*, J. Math. Anal. Appl. 326: 708–720, (2007).
- [22] Q.J. ZHU, *Convex analysis in mathematical finance*, Theory Method and Applications 75: 1719–1736, (2012).