

Data-driven spectral analysis of the Koopman operator

Milan Korda¹, Mihai Putinar^{1,2}, Igor Mezić¹

February 13, 2022

Abstract

Starting from measured data, we develop a method to compute the fine structure of the spectrum of the Koopman operator with rigorous convergence guarantees. The method is based on the observation that, in the measure-preserving ergodic setting, the moments of the spectral measure associated to a given observable are computable from a single trajectory of this observable. Having finitely many moments available, we use the classical Christoffel-Darboux kernel to separate the atomic and absolutely continuous parts of the spectrum, supported by convergence guarantees as the number of moments tends to infinity. In addition, we propose a technique to detect the singular continuous part of the spectrum as well as two methods to approximate the spectral measure with guaranteed convergence in the weak topology, irrespective of whether the singular continuous part is present or not. The proposed method is simple to implement and readily applicable to large-scale systems since the computational complexity is dominated by inverting an $N \times N$ Hermitian positive-definite Toeplitz matrix, where N is the number of moments, for which efficient and numerically stable algorithms exist; in particular, the complexity of the approach is independent of the dimension of the underlying state-space. We also show how to compute, from measured data, the spectral projection on a given segment of the unit circle, allowing us to obtain a finite approximation of the operator that explicitly takes into account the point and continuous parts of the spectrum. Finally, we describe a relationship between the proposed method and the so-called Hankel Dynamic Mode Decomposition, providing new insights into the behavior of the eigenvalues of the Hankel DMD operator. A number of numerical examples illustrate the approach, including a study of the spectrum of the lid-driven two-dimensional cavity flow.

Keywords: Koopman operator, spectral analysis, Christoffel-Darboux kernel, data-driven methods, moment problem, Toeplitz matrix.

¹Milan Korda, Mihai Putinar and Igor Mezić are with the University of California, Santa Barbara, milan.korda@engineering.ucsb.edu, mezc@engineering.ucsb.edu

²Mihai Putinar is also affiliated to the Newcastle University, Newcastle upon Tyne, UK, mihai.putinar@ncl.ac.uk

1 Introduction

Spectral methods have been increasingly popular in data-driven analysis of large-scale non-linear dynamical systems. Among them, in particular, methods based on approximation of the Koopman operator have been extremely successful across a wide range of fields. This operator, originally defined almost a century ago by Koopman [17], is a *linear* infinite-dimensional operator that fully describes the underlying *nonlinear* dynamical system¹. An approximation of the spectrum of the Koopman operator encodes information about the dynamics of the underlying system. For example, global stability is analyzed in [27], whereas [28] deals with the so-called isostables and isochrones; ergodic partition and mixing properties are analyzed in [7], and [18, 6] utilize the Koopman operator approximations for control whereas [29] for model reduction. Recent applications include fluid dynamics [36, 2], power grids [32], neurodynamics [5], energy efficiency [12], molecular physics [48] and data fusion [47].

Since the early work [29], there has been a number of algorithms proposed for approximation of the spectrum of the Koopman operator, including Fourier averages [29] and variations of the dynamic mode decomposition (DMD), e.g. [34, 47]. The benefits of averaging methods lie in their solid theoretical support with strong convergence results existing; a limitation of this approach is the requirement of having a grasp on the eigenvalues of the operator beforehand² and the fact that these methods do not provide any information on the continuous part of the spectrum of the operator. On the other hand, the DMD-like methods do not require the knowledge of the eigenvalues beforehand but their spectral convergence properties are not as favorable [19] and similarly to averaging methods they do not systematically handle the continuous part of the spectrum. Another approach was pursued in [13] where Koopman eigenfunctions are computed through a regularized advection-diffusion operator.

The present article proposes a new harmonic analysis based, data-driven, approach for approximation of the spectrum of the Koopman operator that is capable of computing both the point and continuous parts of the spectrum (with convergence guarantees), thereby generalizing the method of [29]. We start with the observation that, in the measure-preserving ergodic setting, the moments of the spectral measure associated to a given observable are computable from a single trajectory of this observable. Therefore, in this case, the problem of approximating the spectrum of the Koopman operator reduces to that of reconstructing a measure from its moments. Since the operator is unitary, the measure is supported on the unit circle in the complex plane, which is a very well understood setting, with the earliest results going back to classical Fourier analysis. In our work, we leverage modern results from this field in the Koopman operator setting. We rely primarily on the Christoffel-Darboux kernel which allows us to approximate both the atomic part of the spectrum (i.e., the eigenvalues) as well as the absolutely continuous part. In addition, we develop a method to detect the presence of the singular continuous part of the spectrum as well as two meth-

¹For the related and subtle question of the relationship between the so-called spectral and spatial isomorphisms of dynamical systems, see [33]. See also [9] for the related question on when a unitary operator on an abstract Hilbert space is inducible by the composition operator associated to a measure preserving transformation.

²From a practical perspective, this downside is not so severe, since the Fourier averages can be computed extremely fast using FFT and hence one can utilize a grid search of the eigenvalues.

ods to construct approximations to the measure converging weakly even for complicated spectral measures with nonzero singular continuous spectrum. The first method is based on quadrature (with the help of convex optimization) and the second one on the classical Cesàro summation. This allows for a detailed understanding of the spectrum derived from raw data and opens the door to approximations of the Koopman operator that explicitly take into account the continuous part of the spectrum. In this work, we approximate the operator as a sum of spectral projections onto segments of the unit circle, where the segments can be taken to be singletons if there is an eigenvalue at a given point. These projections can be readily computed from data and the approximation converges in the strong operator topology.

The framework developed in our article is simple to implement and readily applicable to high-dimensional systems since the computational complexity is fully determined only by the number of the moments N and in particular is independent of the dimension of the underlying state-space. To be more precise, the complexity is governed by the inversion (or Cholesky factorization) of an $N \times N$ Hermitian positive-definite Toeplitz matrix which can be carried out with asymptotic complexity $O(N^2)$ or even $O(N \log^2(N))$ as opposed to $O(N^3)$ for a general matrix; see, e.g., [44, 42, 4].

For the rich history and relevance of the Christoffel-Darboux kernel in the theory of orthogonal polynomials we refer to the ample eulogy of Géza Freud by Nevai [31], the more recent articles by Simon [39] and Totik [43] as well as the comprehensive books by Simon [40] and Levin and Lubinsky [22]. See also the seminal work of Wiener [45] for a predecessor of the methods used in this work. For a comprehensive reference on approximation of Toeplitz operators, see [3].

Finally, we would also like to make a brief connection to the spectral theory of stationary stochastic processes and signal processing, which offer a diverse set of tools for estimation of spectral properties (see, e.g., [25]). These tools are typically tailored for a particular setting (e.g., purely absolutely continuous spectrum or purely discrete spectrum) and do not provide a single comprehensive method for estimation of the individual components of the spectrum. Also, importantly, these methods do not offer any insight into the underlying state-space structures which are provided by the spectral projection techniques proposed in this work.

2 Problem statement

Throughout this article we consider a discrete-time dynamical systems of the form

$$x^+ = T(x), \tag{1}$$

where x is the state of the system, x^+ the successor state and $T : \mathcal{X} \rightarrow \mathcal{X}$ the transition mapping defined on the state space \mathcal{X} . Henceforth we work in an invertible measure preserving setting, i.e., we assume that T is a measurable bijection on the state space \mathcal{X} endowed with a sigma algebra \mathfrak{M} and a measure ν defined on \mathfrak{M} such that

$$\nu(T^{-1}(A)) = \nu(A), \quad \forall A \in \mathfrak{M}. \tag{2}$$

In applications, the state space \mathcal{X} is typically a subset of \mathbb{R}^n for finite-dimensional systems or a subset of a Banach space for infinite dimensional systems (e.g., arising in the study of partial

differential equations) and the sigma algebra \mathfrak{M} is typically the Borel sigma algebra. In practice, the assumption that the system is measure-preserving implies that we are interested in on-attractor, post-transient, behavior of the dynamical system.

2.1 The Koopman operator

A canonical object associated to the dynamical system (1) is the Koopman operator $U : \mathcal{H} \rightarrow \mathcal{H}$ defined for all $f : \mathcal{X} \rightarrow \mathbb{C}$, $f \in \mathcal{H}$, by

$$Uf = f \circ T, \quad (3)$$

where \circ denotes the composition of functions. The choice of the function space \mathcal{H} depends on the particular class of systems studied. In our case of measure-preserving systems, a suitable choice³ is

$$\mathcal{H} = L_2(\nu),$$

the Hilbert space of complex-valued functions square integrable with respect to the preserved measure ν with the standard inner product

$$\langle f, g \rangle = \int_{\mathcal{X}} f \bar{g} d\nu,$$

where \bar{g} denotes the complex conjugate of g . The Koopman operator U is a *linear* operator (acting on an infinite dimensional space) which encodes an equivalent description of the non-linear dynamical system (1); indeed, from the knowledge of the action of U on all functions in \mathcal{H} , one can recover the transition mapping T , uniquely up to sets of zero measure ν (to see this, take for example the collection of all measurable indicator functions $\{I_A\}_{A \in \mathfrak{M}}$ and use the fact that $UI_A = I_{T^{-1}(A)}$). The functions $f \in \mathcal{H}$ are referred to as *observables* as they often represent physical measurements taken on the dynamical systems.

Notable in our setting, the operator U is *unitary*, i.e., $U^{-1} = U^*$, where U^* denotes the adjoint of U . Indeed, for any $f \in \mathcal{H}$ and $g \in \mathcal{H}$ we have

$$\langle f, U^*g \rangle = \langle Uf, g \rangle = \int_{\mathcal{X}} (f \circ T) \bar{g} d\nu = \int_{\mathcal{X}} (f \circ T) (\bar{g} \circ T^{-1} \circ T) d\nu = \int_{\mathcal{X}} f (\bar{g} \circ T^{-1}) d\nu = \langle f, U^{-1}g \rangle,$$

where the third equality follows from bijectivity of T and the fourth from (2).

2.2 Spectral resolution

Since U is unitary, the spectrum of U , $\sigma(U)$, lies on the unit circle \mathbb{T} in the complex plane and the spectral theorem [10, Part II, X.2.2, Theorem 1, p.895] ensures the existence of a projection-valued⁴ spectral measure E supported on $\sigma(U)$ such that

$$U = \int_{\mathbb{T}} z dE(z). \quad (4)$$

³The fact that $f \circ T \in L_2(\nu)$ for any $f \in L^2(\nu)$ follows from the assumption of T being measure preserving with respect to the measure ν .

⁴By a projection-valued measure, we mean a measure with values in the space of orthogonal projection operators on \mathcal{H} .

The relation (4) is called the *spectral resolution* or *spectral expansion* of U . The measure E decomposes into three mutually singular measures as

$$E = E_{\text{at}} + E_{\text{ac}} + E_{\text{sc}}, \quad (5)$$

where the *atomic part* E_{at} is supported on the at most countable set of eigenvalues of U and E_{ac} and E_{sc} are the *absolutely continuous* (AC) and *singular continuous* (SC) parts of E with their supports referred to as the absolutely continuous respectively singular continuous spectrum of U . The main goal of this work is to understand the individual components of the spectrum from data and use this information to construct an approximation of U .

In order to do so, we observe that for any $f \in \mathcal{H}$, the projection-valued measure E defines an ordinary, real-valued, positive measure on \mathbb{T} by

$$\mu_f(A) := \langle E(A)f, f \rangle \quad (6)$$

for all Borel sets $A \subset \mathbb{T}$. Crucially, by the spectral theorem, the moments of μ_f

$$m_k := \int_{\mathbb{T}} z^k d\mu_f(z), \quad k \in \mathbb{Z} \quad (7)$$

satisfy

$$m_k = \langle U^k f, f \rangle, \quad k \in \mathbb{Z}, \quad (8)$$

which will be instrumental in computing the moments from data in Section 3.

By density of the trigonometric polynomials in the space of continuous functions defined on the unit circle, the moment sequence $(m_k)_{k \in \mathbb{Z}}$ uniquely determines the measure μ_f . In fact, since the measure is real-valued, the relation $m_{-k} = \bar{m}_k$ holds and hence $(m_k)_{k=0}^\infty$ uniquely determines μ_f .

Importantly, the sole knowledge of μ_f determines the operator U provided that the function f is **-cyclic*, i.e.,

$$\mathcal{H}_f := \overline{\text{span}\{f, Uf, U^{-1}f, U^2f, U^{-2}f, \dots\}} = \mathcal{H}. \quad (9)$$

For the sake of completeness we state and prove this known result here:

Proposition 1 *If the observable f is *-cyclic, then the measure μ_f defined in (6) fully determines the operator U .*

Proof: First, by the Riesz representation theorem for Hilbert spaces, the operator U is determined by the values of $\langle Ug, h \rangle$ for all $g, h \in \mathcal{H}$. Since f is cyclic, for any such g and h and any $\epsilon > 0$ there exists an $N > 0$ such that $\|g - \sum_{i=-N}^N \alpha_i U^i f\| < \epsilon$ and $\|h - \sum_{i=-N}^N \beta_i U^i f\| < \epsilon$ for some $\alpha_i \in \mathbb{C}$ and $\beta_i \in \mathbb{C}$. Denoting $\tilde{g} = \sum_{i=-N}^N \alpha_i U^i f$ and $\tilde{h} = \sum_{i=-N}^N \beta_i U^i f$, we have

$$\begin{aligned} \langle Ug, h \rangle &= \langle U(g - \tilde{g} + \tilde{g}), h - \tilde{h} + \tilde{h} \rangle \\ &= \langle U(g - \tilde{g}), h - \tilde{h} \rangle + \langle U(g - \tilde{g}), \tilde{h} \rangle + \langle U\tilde{g}, h - \tilde{h} \rangle + \langle U\tilde{g}, \tilde{h} \rangle \\ &= c(\epsilon) + \left\langle U \sum_{i=-N}^N \alpha_i U^i f, \sum_{i=-N}^N \beta_i U^i f \right\rangle = c(\epsilon) + \sum_{i,j} \alpha_i \bar{\beta}_j \langle U^{i+1-j} f, f \rangle \\ &= c(\epsilon) + \sum_{i,j} \alpha_i \bar{\beta}_j \int_{\mathbb{T}} z^{i+1-j} d\mu_f = c(\epsilon) + \sum_{i,j} \alpha_i \bar{\beta}_j m_{i+1-j}, \end{aligned}$$

where $c(\epsilon) = \langle U(g - \tilde{g}), h - \tilde{h} \rangle + \langle U(g - \tilde{g}), \tilde{h} \rangle + \langle U\tilde{g}, h - \tilde{h} \rangle$ satisfies $|c(\epsilon)| \leq \epsilon^2 + \epsilon(\|h\| + \epsilon) + \epsilon(\|g\| + \epsilon) = 3\epsilon^2 + \epsilon(\|g\| + \|h\|)$ by the Schwarz inequality and the fact that $\|U\| = 1$ (since U is unitary). As ϵ was arbitrary, the proof is complete. \square

Therefore, provided that f is $*$ -cyclic, the sequence of complex numbers $(m_k)_{k=0}^\infty$ fully determines the operator U .

Remark 1 *If f is not $*$ -cyclic (i.e., $\mathcal{H}_f \neq \mathcal{H}$), then the measure μ_f determines the operator U on $\mathcal{H}_f \subset \mathcal{H}$, which is the smallest closed subspace containing f invariant under the actions of U and U^* .*

Whether or not f is $*$ -cyclic, the information contained in μ_f is of great importance for understanding the spectrum of the operator U and for its approximation. In particular, similar to E , the measure μ_f decomposes as

$$\mu_f = \mu_{\text{at}} + \mu_{\text{ac}} + \mu_{\text{sc}} \quad (10)$$

with μ_{at} being atomic (i.e., at most a countable sum of Dirac masses), μ_{ac} being absolutely continuous with respect to the Lebesgue measure on \mathbb{T} and μ_{sc} being singularly continuous with respect to the Lebesgue measure on \mathbb{T} . The supports of μ_{at} , μ_{ac} , μ_{sc} are, respectively, included in the supports of E_{at} , E_{ac} and E_{sc} , with equality of the supports if and only if f is $*$ -cyclic. In particular the locations of the atoms in μ_{at} corresponds to eigenvalues of U .

In this work we show:

1. How the moments $(m_k)_{k=0}^N$, for any $N \in \mathbb{N}$, can be computed from data.
2. How the measure μ_f can be approximately reconstructed from these moments.
3. How the operator U can be approximated using the knowledge of μ_f .

3 Computation of moments from data

In this section we describe how to estimate the first $N + 1$ moments

$$m_k = \langle U^k f, f \rangle = \int_X (f \circ T^k) \bar{f} d\nu, \quad k = 0, \dots, N,$$

given data in the form of M measurements (or snapshots) of the observable $f \in \mathcal{H}$ in the form

$$y_i = f(x_i), \quad i = 1, \dots, M. \quad (11)$$

We distinguish between two assumptions on the data generating process:

3.1 Ergodic sampling

In the first scenario we assume the measure ν is *ergodic* in which case we assume that the data (11) lie on a single trajectory, i.e., $x_{i+1} = T(x_i)$. In this case, by Birkhoff's ergodic theorem we infer, for ν -almost all initial conditions x_1 :

$$m_k = \int_{\mathcal{X}} (f \circ T^k) \bar{f} d\nu = \lim_{M \rightarrow \infty} \frac{1}{M-k} \sum_{i=1}^{M-k} (f \circ T^k(x_i)) \bar{f}(x_i) = \lim_{M \rightarrow \infty} \frac{1}{M-k} \sum_{i=1}^{M-k} y_{i+k} \bar{y}_i \quad (12)$$

and therefore for large M

$$m_k \approx \frac{1}{M-k} \sum_{i=1}^{M-k} y_{i+k} \bar{y}_i. \quad (13)$$

In practice, the ergodic measure ν will often be the so called physical measure (see, e.g., [11]) in which case the ergodic theorem holds also for Lebesgue almost all initial conditions and hence an initial condition sampled at random from a uniform distribution over \mathcal{X} will satisfy (12) with probability one.

The reader is referred to [16] for a survey on the rate of convergence of the ergodic averages (13) as well as to [8] for a weighted scheme exhibiting an accelerated rate of convergence for quasi-periodic dynamical systems.

3.2 IID sampling

In the second scenario we assume that the samples (11) are independently drawn at random from the distribution of ν . In this case the moments m_k satisfy (12) and (13) by virtue of the law of large numbers. This sampling scheme requires the knowledge of the preserved measure ν and hence is less relevant in applications than the ergodic sampling. In addition, this sampling scheme requires a trajectory of length $N+1$ to be computed for each sampled initial condition in order to compute the estimates of $(m_k)_{k=0}^N$, making this sampling scheme also more computationally expensive.

4 Reconstruction of μ_f

In this section we show how to approximately reconstruct μ_f using the truncated moment sequence $(m_k)_{k=0}^N$ computed from data in Section 3. For the remainder of this section we suppress the dependency on the observable f and write μ for μ_f . The measure μ is supported on a subset of the unit circle \mathbb{T} and hence we can⁵ regard it as a measure on $[0, 1]$. We shall use the symbol μ both for a measure on \mathbb{T} and its representation on $[0, 1]$, the distinction

⁵ There is an ambiguity when representing a measure on \mathbb{T} by a measure on $[0, 1]$ if there is an atom at $1 = e^{i2\pi}$. Throughout this paper we shall assume that the representation on $[0, 1]$ satisfies $\mu(\{0\}) = \mu(\{1\})$, which eliminates the ambiguity. Therefore if there is an atom at $1 = e^{i2\pi}$ with weight $w > 0$, then $\mu(\{0\}) = \mu(\{1\}) = w/2$.

always being clear from the context. Hence, the moments of μ (8) become the Fourier coefficients

$$m_k = \int_{[0,1]} e^{i2\pi\theta k} d\mu(\theta), \quad k \in \mathbb{Z}. \quad (14)$$

Regarding μ as a measure on $[0, 1]$, the Lebesgue decomposition of μ (Eq. (10)) reads

$$\mu = \mu_{\text{at}} + \mu_{\text{ac}} + \mu_{\text{sc}}, \quad (15)$$

where the atomic part can be written as (with the symmetry convention $\mu_{\text{at}}(\{0\}) = \mu_{\text{at}}(\{1\})$; see Footnote 5)

$$\mu_{\text{at}} = \sum_{j=1}^{n_{\text{at}}} w_j \delta_{\theta_j}$$

with $w_j > 0$ and $n_{\text{at}} \in \mathbb{N} \cup \{\infty\}$, and the absolutely continuous part as

$$d\mu_{\text{ac}} = \rho d\theta$$

with the density $\rho \in L_1([0, 1], d\theta)$. In what follows we describe a procedure to recover the weights w_i and locations θ_i as well as the density ρ from the moment data, even in the presence of the singular continuous part μ_{sc} (Section 4.1). We also show (in Section 4.2) how to construct approximations μ_N of μ that converge weakly to μ as N tends to infinity, even in the presence of μ_{sc} . In particular, denoting

$$F(t) := \mu([0, t]), \quad F_N(t) := \mu_N([0, t])$$

the right-continuous (cumulative) distribution functions of μ and μ_N , we will construct the approximations F_N such that

$$\lim_{N \rightarrow \infty} F_N(t) = F(t) \quad (16)$$

at all points of continuity of F . The weak approximations μ_N will be constructed in two different ways, one purely atomic and one purely absolutely continuous. In addition to (16), the absolutely continuous approximations will satisfy

$$\lim_{N \rightarrow \infty} F_N(t) = \frac{F(t) + F^-(t)}{2}, \quad t \in (0, 1),$$

where $F^-(t) = \mu([0, t))$ denotes the left limit of F at t .

4.1 Christoffel-Darboux kernel

The main tool we use for the recovery of the atomic and AC parts is the classical Christoffel-Darboux (CD) kernel defined for each $N \in \mathbb{N}$ and each $z \in \mathbb{C}$, $s \in \mathbb{C}$ by

$$K_N(z, s) = \sum_{i=0}^N \bar{\varphi}_i(z) \varphi_i(s),$$

where φ_i 's are the orthonormal polynomials associated to μ , i.e., $\deg \varphi_j = j$ and $\int_{\mathbb{T}} \varphi_i \bar{\varphi}_j d\mu = 1$ if $i = j$ and zero otherwise. Note that the first N orthonormal polynomials (and hence the

kernel itself) can be determined from the first N moments $(m_k)_{k=0}^N$ of the measure μ . The following explicit formula is folklore (e.g., [37, Theorem 2.1]):

$$K_N(z, s) = \psi_N(z)^H \mathbf{M}_N^{-1} \psi_N(s), \quad (17)$$

where \mathbf{M}_N is the positive semidefinite Hermitian Toeplitz *moment matrix*

$$\mathbf{M}_N = \int_{\mathbb{T}} \psi_N \psi_N^H d\mu = \begin{bmatrix} m_0 & \bar{m}_1 & \bar{m}_2 & \dots & \dots & \bar{m}_N \\ m_1 & m_0 & \bar{m}_1 & \ddots & & \bar{m}_{N-1} \\ m_2 & m_1 & \ddots & \ddots & \ddots & \vdots \\ \vdots & \ddots & \ddots & \ddots & \bar{m}_1 & \bar{m}_2 \\ \vdots & & \ddots & m_1 & m_0 & \bar{m}_1 \\ m_N & \dots & \dots & m_2 & m_1 & m_0 \end{bmatrix}, \quad (18)$$

and

$$\psi_N(z) = [1, z, z^2, \dots, z^N]^\top, \quad (19)$$

where A^H denotes the Hermitian transpose of a matrix A (i.e., $(A^H)_{i,j} = \bar{A}_{j,i}$) and A^\top the ordinary transpose.

The expression (17) makes it clear that the kernel K_N is well defined only if \mathbf{M}_N is invertible. This is for example the case if the density ρ is strictly positive on a set of positive Lebesgue measure or if the atomic part contains at least $N+1$ atoms. We will not invoke any of these assumptions but rather build the kernel (17) using the modified moment sequence

$$\tilde{m}_k = \begin{cases} m_k + 1 & k = 0 \\ m_k & k > 0. \end{cases}$$

The moment sequence $(\tilde{m}_k)_{k=0}^\infty$ corresponds to the measure $d\tilde{\mu} = d\mu + 1d\theta$ for which the associated moment matrix is always invertible (since it is the sum of a positive semidefinite matrix and the identity matrix). Whenever constructing any approximations to μ from $(\tilde{m}_k)_{k=0}^N$ we simply subtract the constant density at the final step of the approximation process. The CD kernel constructed using the modified moment sequence will be denoted by

$$\tilde{K}_N(z, s) = \psi_N(s)^H \tilde{\mathbf{M}}_N^{-1} \psi_N(z), \quad (20)$$

where $\tilde{\mathbf{M}}_N$ is as in (18) with m_k replaced by \tilde{m}_k .

Numerical aspects of evaluating the matrix inversion in (20) are discussed in Section 4.1.2.

4.1.1 Approximation of μ using the CD kernel

When approximating μ using the CD kernel, relevant for us will be the diagonal values $\tilde{K}_N(z, z)$ on the unit circle, i.e., with $z = e^{i2\pi\theta}$. The following well-known variational characterization (e.g., [40, Proposition 2.16.2]) lies at the heart of the approximation results:

$$\frac{1}{\tilde{K}_N(z_0, z_0)} = \min_{p_N} \left\{ \int_{\mathbb{C}} |p_N(z)|^2 d\tilde{\mu}(z) \mid p_N(z_0) = 1, \deg(p_N) \leq N \right\} \quad (21)$$

for all $z_0 \in \mathbb{C}$, where the optimization in (21) is over all complex polynomials of degree at most N , i.e., over all $p_N \in \text{span}\{1, z, \dots, z^N\}$.

The first classical result pertains to the atomic part of the measure μ :

Theorem 1 (Point spectrum) *If μ is a positive measure on \mathbb{T} and $(m_k)_{k=0}^N$ its moments defined by (8), then for all $\theta \in [0, 1]$*

$$\lim_{N \rightarrow \infty} \left[\frac{1}{\tilde{K}_N(e^{i2\pi\theta}, e^{i2\pi\theta})} - \frac{1}{N+1} \right] = \mu(\{e^{i2\pi\theta}\}) = \mu_{\text{at}}(\{e^{i2\pi\theta}\}). \quad (22)$$

Proof: The claim follows from (21) and the classical result (e.g., [38, Theorem 2.2.1]) implying that $\tilde{K}_N(e^{i2\pi\theta}, e^{i2\pi\theta})^{-1} \rightarrow \tilde{\mu}(\{e^{i2\pi\theta}\})$, and from the facts that $\mu_{\text{at}}(\{e^{i2\pi\theta}\}) = \mu(\{e^{i2\pi\theta}\}) = \tilde{\mu}(\{e^{i2\pi\theta}\})$ and $(N+1)^{-1} \rightarrow 0$. \square

Two remarks are in order. First of all, the factor $(N+1)^{-1}$ does not influence the limit but improves the accuracy of the estimate for finite N by compensating for the effect of adding $1d\theta$ to the measure μ . This will become clear from Theorem 2 below. Second, the limit (22) holds for *all* $\theta \in [0, 1]$, not almost all.

Theorem 1 asserts that we can extract the atomic part of the measure μ by studying the behavior of \tilde{K}_N^{-1} for large N . Whenever $\tilde{K}_N^{-1}(e^{i2\pi\theta}, e^{i2\pi\theta})$ tends to zero, θ is not in the support of the atomic part μ_{at} ; if, on the other hand, $\tilde{K}_N^{-1}(e^{i2\pi\theta}, e^{i2\pi\theta})$ converges to a nonzero value, then θ is in the support of μ_{at} and the weight on the Dirac mass at θ is equal to the limit of $\tilde{K}_N^{-1}(e^{i2\pi\theta}, e^{i2\pi\theta})$.

The following theorem describes how to exploit the CD kernel for recovering the density ρ of the AC part:

Theorem 2 (Density of AC part) *If $\mu = \mu_{\text{at}} + \mu_{\text{ac}} + \mu_{\text{sc}}$ with $d\mu_{\text{ac}} = \rho d\theta$ is a positive measure supported on $[0, 1]$ and $(m_k)_{k=0}^N$ its Fourier coefficients (14), then for Lebesgue almost all $\theta \in [0, 1]$*

$$\lim_{N \rightarrow \infty} \left[\frac{N+1}{\tilde{K}_N(e^{i2\pi\theta}, e^{i2\pi\theta})} - 1 \right] = \rho(\theta). \quad (23)$$

Proof: The result follows from Theorem 1 of [26] in view of the fact that the density of the AC part of $\tilde{\mu}$ is equal to $\tilde{\rho} = \rho + 1$ and satisfies Szegő's integrability condition $\int_0^1 \log(\tilde{\rho}(\theta)) d\theta > -\infty$ for any nonnegative ρ and in view of (21). Under the integrability condition, one has $(N+1)\tilde{K}_N(e^{i2\pi\theta}, e^{i2\pi\theta})^{-1} \rightarrow \tilde{\rho}(\theta)$ Lebesgue almost everywhere, which is equivalent to (23). \square

Remark 2 *Theorem 2 provides a recovering method of the density ρ . We remark that (23) holds for Lebesgue almost every $\theta \in [0, 1]$. Precise characterization of when (23) holds is given in Theorem 4 of [26]. This theorem in particular implies that (23) holds if θ is a Lebesgue point of the density ρ and lies outside of the support of the singular parts μ_{at} and μ_{sc} . On the other hand, Theorem 1 implies that the limit in (23) is infinite if θ lies in the support of the μ_{at} . As far as our knowledge goes, a precise characterization of the limiting behavior for θ belonging to the support of μ_{sc} remains an open question. Consult [40, 43] for the state of the art on this matter.*

Example 1 (Measure with AC part + atoms) We demonstrate the approximations using the CD kernel on the measure $\mu = \mu_{\text{at}} + \mu_{\text{ac}}$ with $\mu_{\text{at}} = 0.05\delta_0 + 0.05\delta_1 + 0.1\delta_{0.2} + 0.1\delta_{0.6} + 0.1\delta_{0.8}$ and with the density of the AC part $\rho(\theta) = 4I_{[0.3,0.7]}(\theta)$, where $I_{[0.3,0.7]}$ denotes the indicator function of the interval $[0.3, 0.7]$. For ease of notation we set

$$\zeta_N(\theta) := \frac{N+1}{\tilde{K}_N(e^{i2\pi\theta}, e^{i2\pi\theta})} - 1. \quad (24)$$

Figure 1 depicts the approximation ζ_N , i.e., the approximation to the AC part of Theorem 2, whereas Figure 2 depicts the $\zeta_N/(N+1)$, i.e., the approximation to the atomic part of Theorem 1. Notice in particular the different scale of the vertical axis between the two figures. Notice the rapid convergence of $\zeta_N(\theta)$ to $\rho(\theta)$ for θ outside the support of μ_{at} . Notice also the rapid convergence of $\zeta_N(\theta)/(N+1)$ to $\mu(\{\theta\}) = \mu_{\text{at}}(\{\theta\})$ for all $\theta \in [0, 1]$. Notice in particular that because of periodicity, one has $\zeta_N(0)/(N+1) = \zeta_N(1)/(N+1)$ and this value converges to $\mu(\{e^{i2\pi 0}\})$ which in our case is $0.05 + 0.05 = 0.1$.

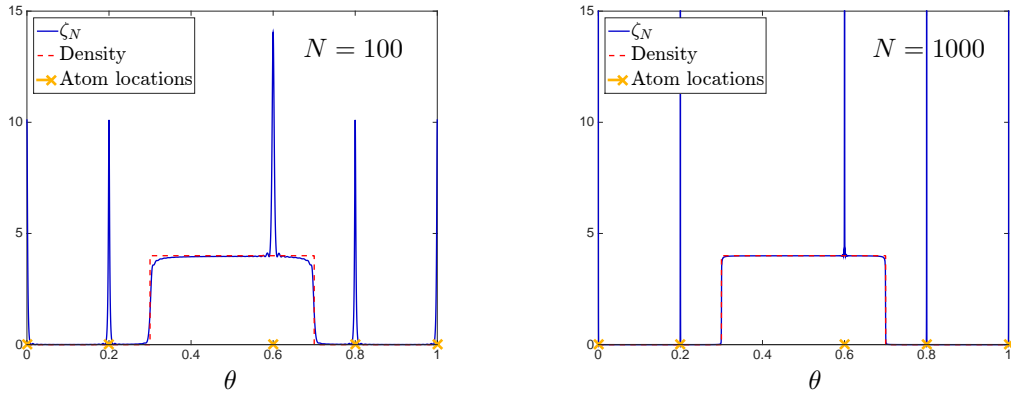


Figure 1: Example 1 – Approximation of the absolutely continuous part of the spectrum using the CD kernel (Theorem 2).

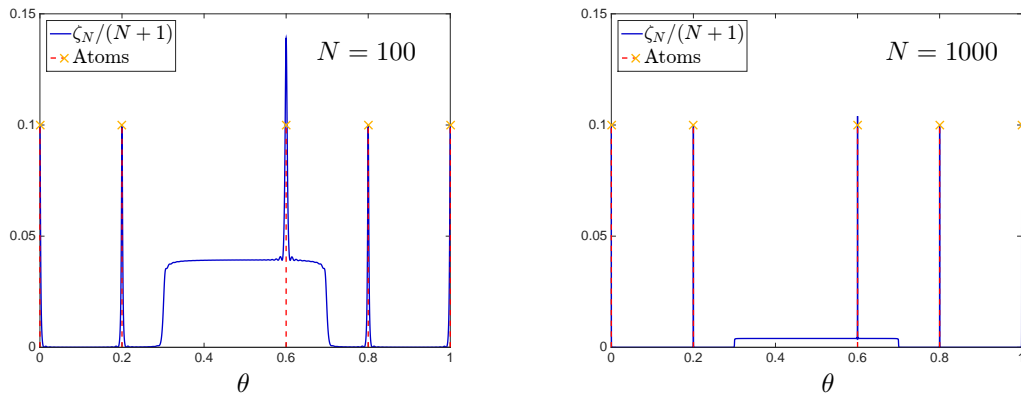


Figure 2: Example 1 – Approximation of the atomic part of the spectrum using the CD kernel (Theorem 1).

Example 2 (Measure with SC part) *In this example we investigate the effect of the singular continuous part μ_{sc} . We use the same atomic and AC parts as in the previous example, only add the singular continuous part μ_{sc} equal to the Cantor measure on $[0, 1]$ whose moments*

$$\int_{[0,1]} e^{i2\pi\theta k} d\mu_{\text{sc}}(\theta) = e^{i\pi\theta k} \prod_{n=1}^{\infty} \cos\left(\frac{2\pi\theta k}{3^n}\right) \quad (25)$$

are derived readily from its characteristic function known in closed form (see, e.g., [23]). Figure 3 and Figure 4 are analogous to Figures 1 and 2 for this situation⁶. Extraction of the atomic part is not particularly hampered as the conclusion of Theorem 1 holds for all $\theta \in [0, 1]$. This is witnessed by Figure 4 where we observe $\zeta_N(\theta)/(N+1)$ converging to zero whenever θ is not in the support of the atomic part. On the other hand, extraction of the density ρ is more difficult in this case since the conclusion of Theorem 2 holds only almost everywhere (see Remark 2). Nevertheless, the behavior of $\zeta_N(\theta)$ for different values of N is still a guideline for disentangling the contributions of the AC and SC parts. Whenever θ lies outside of the support of μ_{sc} and μ_{at} , we expect convergence to $\rho(\theta)$ whereas otherwise we expect a divergent behavior. This is witnessed by Figure 3, where we observe this behavior; notice in particular the different rate of divergence for θ belonging to the support of the SC part versus for θ being in the support of the atomic part (see Remark 2). We shall re-investigate this example using the tools described in the next section which will further help disentangling the AC and SC parts.

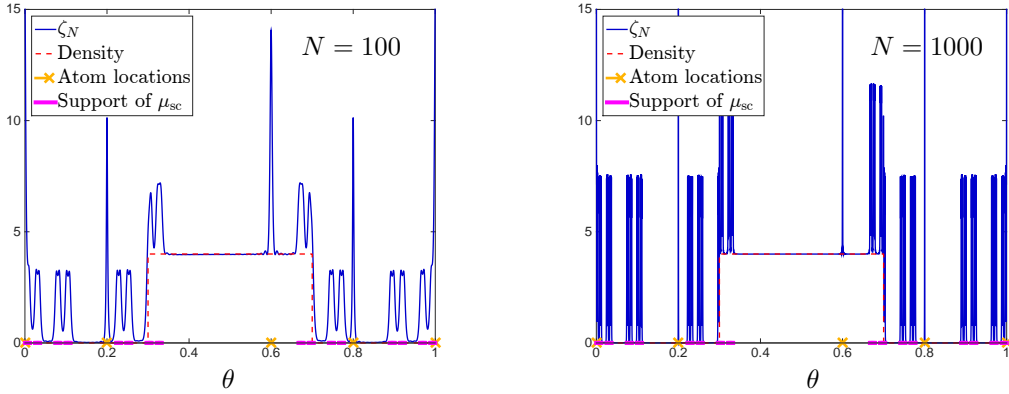


Figure 3: Example 2 – Approximation of the absolutely continuous part of the spectrum using the CD kernel (Theorem 2).

4.1.2 Numerical computation of the CD kernel

In this section we discuss numerical aspects of evaluation of the modified CD kernel (20). Fortunately, the matrix $\tilde{\mathbf{M}}_N$ is positive definite Hermitian Toeplitz matrix which can be inverted in $O(N^2)$ or even $O(N \log^2(N))$ floating point operations in a numerically stable way, as opposed to $O(N^3)$ for a general matrix. See, e.g., [44, 42, 4]. Hence the CD kernel can

⁶Note that the support of the Cantor measure depicted in Figures 3 and 4 is a rough numerical approximation since the true support is the fractal Cantor set.

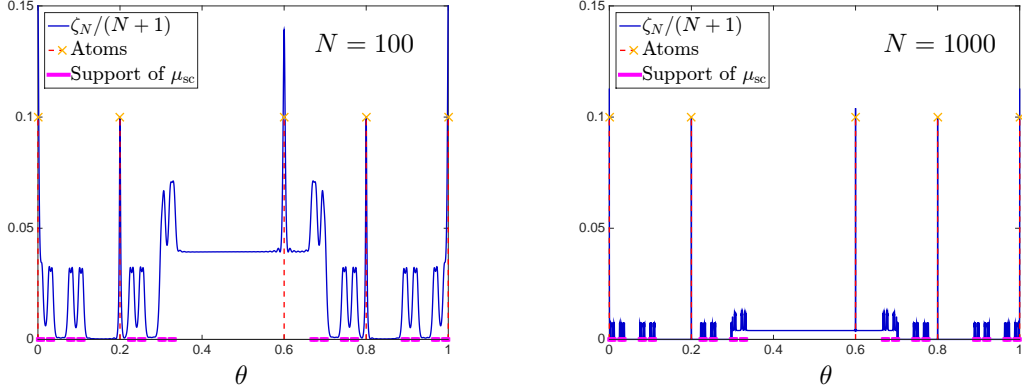


Figure 4: Example 2 – Approximation of the atomic part of the spectrum using the CD kernel (Theorem 1).

be accurately evaluated even for a very large number of moments (e.g., $N \gg 1000$). Whether or not one should precompute the inverse or rather compute the Cholesky factorization of $\tilde{\mathbf{M}}_N$ (also with $O(N^2)$ complexity [41]) depends on the number of point evaluations of $\tilde{K}_N(z, s)$ one expects to carry out. In our applications we required evaluation of $\tilde{K}_N(e^{i2\pi\theta}, e^{i2\pi\theta})$ on a very fine grid of θ in which case direct inversion was preferable.

If one requires also direct access to the orthonormal polynomials $\tilde{\varphi}_i$ of $\tilde{\mu}$, then Cholesky factorization $\tilde{\mathbf{M}}_N = L^H L$ is preferred since we have

$$\begin{bmatrix} \tilde{\varphi}_0(z) \\ \tilde{\varphi}_1(z) \\ \vdots \\ \tilde{\varphi}_N(z) \end{bmatrix} = L^{-H} \begin{bmatrix} 1 \\ z \\ \vdots \\ z^N \end{bmatrix}, \quad (26)$$

where we used the fact that $\tilde{\mathbf{M}}_N = \int_{\mathbb{T}} \psi_N \psi_N^H d\tilde{\mu}$ (see (18)).

The orthonormal polynomials (26) have a number of interesting properties, one of which being the relation of their zeros to the eigenvalues of the dynamic mode decomposition approximation of the Koopman operator U . This is explored in Section 6.

4.2 Weak approximation of μ

In Section 4.1 we showed how the atomic and absolutely continuous parts of μ can be recovered. In this section we show how to construct approximations μ_N to μ such that μ_N converges weakly⁷ to μ . This is equivalent to saying that the distribution function $F_N(t) = \mu_N([0, t])$ of μ_N converges pointwise to $F = \mu([0, t])$ at every point of continuity of F . Since the support of our measures is compact, all continuous test functions are automatically bounded, hence the notion of weak convergence we refer to throughout this article coincides with the classical weak-* convergence.

⁷A sequence of measures $(\mu_N)_{N=1}^\infty$ converges to μ weakly if $\int f d\mu_N \rightarrow \int f d\mu$ for all continuous bounded functions.

We describe two methods of constructing μ_N . The first approximation results in the approximation μ_N being absolutely continuous with respect to the Lebesgue measure with a smooth density ρ_N , whereas the second approximation results in a purely atomic approximation μ_N .

4.2.1 Cesàro sums

The first method uses the classical Cesàro summation. Given moments $(m_k)_{k=-N}^N$, with $m_{-k} = \bar{m}_k$, the n -th partial sum of the Fourier series is defined by

$$S_n(\theta) := \sum_{k=-n}^n e^{i2\pi\theta k} \bar{m}_k. \quad (27)$$

Then we define the density ρ_N^{CS} to be the Cesàro sum

$$\rho_N^{\text{CS}}(\theta) := \frac{1}{N+1} \sum_{n=0}^N S_n(\theta) \quad (28)$$

and we set for any $0 \leq a \leq b \leq 1$

$$\mu_N^{\text{CS}}([a, b]) := \int_a^b \rho_N^{\text{CS}}(\theta) d\theta. \quad (29)$$

Hence the cumulative distribution function of μ_N^{CS} is

$$F_N^{\text{CS}}(t) = \int_0^t \rho_N^{\text{CS}}(\theta) d\theta. \quad (30)$$

Theorem 3 *Let ρ_N^{CS} be the Cesàro sum (28) associated to the moment sequence (14) of a positive measure μ on $[0, 1]$ and let μ_N^{CS} and F_N^{CS} be defined by (29) and (30). Then $F_N^{\text{CS}}(0) = 0$, $F_N^{\text{CS}}(1) = \mu([0, 1])$ and*

$$\lim_{N \rightarrow \infty} F_N^{\text{CS}}(t) = \frac{F(t) + F^-(t)}{2}, \quad t \in (0, 1),$$

where $F = \mu([0, t])$ is the right-continuous distribution function of μ and $F^-(t) = \mu([0, t))$ its left limit at t . In particular, μ_N^{CS} converges weakly to μ .

Proof: Using (27), (28) and (14), we get

$$\begin{aligned} \rho_N^{\text{CS}}(x) &= \frac{1}{N+1} \sum_{n=0}^N S_n(x) = \int_{[0,1]} \frac{1}{N+1} \sum_{n=0}^N \sum_{k=-n}^n e^{i2\pi k(x-\theta)} d\mu(\theta) \\ &= \int_{[0,1]} G_{N+1}(2\pi(x-\theta)) d\mu(\theta) \end{aligned}$$

where

$$G_N(x) = \frac{1}{N} \sum_{n=0}^{N-1} \sum_{k=-n}^n e^{ikx} = \frac{1}{N} \left(\frac{\sin \frac{Nx}{2}}{\sin \frac{x}{2}} \right)^2 \quad (31)$$

is the N -th Fejér kernel. Therefore

$$\begin{aligned} F_N^{\text{CS}}(t) &= \int_0^1 I_{[0,t]} \rho_N^{\text{CS}}(x) dx = \int_0^1 \int_{[0,1]} I_{[0,t]} G_{N+1}(2\pi(x-\theta)) d\mu(\theta) dx \\ &= \int_{[0,1]} \int_0^1 I_{[0,t]} G_{N+1}(2\pi(x-\theta)) dx d\mu(\theta) = \int_{[0,1]} g_{N,t}(\theta) d\mu(\theta), \end{aligned}$$

where $g_{N,t}(\theta) := (I_{[0,t]} * G_{N+1})(\theta)$ is the convolution of the Fejér kernel with the indicator function of the interval $[0, t]$. Here we used the Fubini theorem and the symmetry of the Fejér kernel. By basic properties of the Fejér kernel (e.g., [49, Ch. III, p. 88, 89]) we have for any $t \in (0, 1)$

$$g_{\infty,t}(\theta) := \lim_{N \rightarrow \infty} g_{N,t}(\theta) = \begin{cases} 1/2 & \theta = 0 \\ 1 & \theta \in (0, t) \\ 1/2 & \theta = t \\ 0 & \theta \in (t, 1) \\ 1/2 & \theta = 1 \end{cases}$$

and $g_{\infty,t}(\theta) = 0$ for all $\theta \in [0, 1]$ for $t = 0$ and $g_{\infty,t}(\theta) = 1$ for all $\theta \in [0, 1]$ for $t = 1$. Since $|I_{[0,t]}| \leq 1$, we also have $|g_{N,t}| \leq 1$ and hence by the dominated convergence theorem we have

$$\lim_{N \rightarrow \infty} F_N^{\text{CS}}(t) = \int_{[0,1]} g_{\infty,t}(\theta) d\mu(\theta) = \begin{cases} \mu([0, t)) + \frac{1}{2}\mu(\{t\}) & t \in (0, 1) \\ 0 & t = 0 \\ \mu([0, 1]) & t = 1, \end{cases}$$

where in the first line we used the fact that $\mu(\{0\}) = \mu(\{1\})$ (see Footnote 5). Therefore, for any $t \in (0, 1)$

$$\frac{F(t) + F^-(t)}{2} = \frac{\mu([0, t]) + \mu([0, t))}{2} = \mu([0, t)) + \frac{1}{2}\mu(\{t\}) = \lim_{N \rightarrow \infty} F_N^{\text{CS}}(t)$$

as desired. This also implies convergence of $F_N^{\text{CS}}(t)$ to $F(t)$ in every point of continuity of F and hence weak convergence of μ_N^{CS} to μ . \square

4.2.2 Quadrature

In this section we develop purely atomic approximations μ_N that converge weakly to μ . For this we use the so called quadrature, i.e., we seek a measure μ_N in the form

$$\mu_N^{\text{Q}} = \sum_{j=0}^{n_{\text{q}}} \gamma_j \delta_{\eta_j}, \quad (32)$$

where $\gamma_j \geq 0$ and $\eta_j \in [0, 1]$ are nonnegative weights and atom locations, respectively. The weights and locations are selected such that

$$\int_{[0,1]} h_N d\mu_N^{\text{Q}}(\theta) = \int_{[0,1]} h_N d\mu(\theta)$$

for all $h_N \in \text{span}\{e^{-i2\pi N\theta}, \dots, e^{i2\pi N\theta}\}$, i.e., for all trigonometric polynomials of degree no more than N . This is equivalent to the moment matching condition

$$m_k = \int_{[0,1]} e^{i2\pi k\theta} d\mu_N^Q(\theta) = \sum_{j=0}^{n_q} \gamma_j e^{i2\pi k\eta_j} \quad \forall k \in \{0, \dots, N\}, \quad (33)$$

where we use the fact that $m_{-k} = \bar{m}_k$. There is a well developed theory on choosing the locations η_j such that nonnegative weights γ_j satisfying (33) exist. These locations are given by the zeros of the so called paraorthogonal polynomials that can be readily computed from the orthonormal polynomials φ ; see [40, Ch. 2.15] and [15, Sec. 7]. It is highly relevant for our study that, as $N \rightarrow \infty$, these zeros become uniformly distributed on the unit circle [40, Theorem 2.15.4]. Therefore, since we typically work with large N , in order to avoid the numerically slightly troublesome process of polynomial root finding, we use directly a uniform grid of points

$$\eta_j = \frac{j}{n_q}, \quad j = 0, \dots, n_q \quad (34)$$

with $n_q > N$. In order to ensure symmetry (see Footnote 5), we impose the additional constraint

$$\gamma_0 = \gamma_{n_q}.$$

Given the atom locations (34), the weights γ_j are determined by solving the quadratic program (QP)

$$\begin{aligned} \varepsilon_N^* = \min_{\gamma_0, \dots, \gamma_{n_q}} \quad & \sum_{k=0}^N (m_k - \sum_{j=0}^{n_q} \gamma_j e^{i2\pi k\eta_j})^2 \\ \text{s.t.} \quad & \gamma_j \geq 0, \quad j = 0, \dots, n_q \\ & \gamma_0 = \gamma_{n_q}, \end{aligned} \quad (35)$$

where in the objective function we penalize the discrepancy in the moment matching condition (33). In particular, whenever n_q is such that the optimal value ε_N^* of (35) is zero, the moment matching condition is satisfied exactly. Alternatively, one can solve a linear programming (LP) feasibility problem by casting the moment matching condition (33) as a constraint. In this case, however, if n_q is such that exact matching cannot be achieved, then the LP does not provide us an approximation to μ_N whereas the QP (35) provides an approximation whether or not an exact matching can be achieved. Computational complexity of solving a QP is comparable to that of an LP with many mature solvers existing for both (e.g., MOSEK, GUROBI, CPLEX and many others) and hence we prefer the QP (35).

The following result is immediate.

Theorem 4 *Let for each N the measure μ_N^Q be of the form (32) with $(\gamma_j)_{j=0}^{n_q}$ being an optimal solution to (35). If the associated optimal values ε_N^* converge to zero as $N \rightarrow \infty$, then μ_N^Q converges weakly to μ . In particular the distribution function of μ_N^Q*

$$F_N^Q(t) := \mu_N^Q([0, t]) = \sum_{\substack{j=0 \\ \eta_j \leq t}}^{n_q} \gamma_j \quad (36)$$

converges to the distribution function $F(t) = \mu([0, t])$ in every point of continuity of F .

Proof: The condition $\varepsilon_N^* \rightarrow 0$ implies pointwise convergence of the moment sequences of μ_N to the moment sequence of μ , which implies weak convergence of μ_N to μ by compactness of \mathbb{T} . \square

Example 3 (Distribution functions, quantifying singularity) *In this example we compare the distribution function obtained using the Cesàro sums and using quadrature. We use the same measure as in Example 2, i.e., $\mu_{\text{at}} = 0.05\delta_0 + 0.05\delta_1 + 0.1\delta_{0.2} + 0.1\delta_{0.6} + 0.1\delta_{0.8}$, the density of the AC part is $\rho(\theta) = 4I_{[0.3, 0.7]}(\theta)$ and the SC part is equal to the Cantor measure with moments given by (25). Figure 5 depicts the comparison of F_N^{CS} and F_N^{Q} , where the quadrature weights were obtained using (35) with $n_{\text{q}} = 10N$, which was sufficient for exact moment matching (i.e., $\varepsilon_N^* = 0$ in (35)). We observe a very good accuracy of both methods, with the piecewise constant F_N^{Q} being able to capture the fine features of F slightly better than the smooth F_N^{CS} , especially for $N = 1000$. Note that we have also plotted the function*

$$F_{\zeta_N}(t) = \int_0^t \zeta_N(\theta) d\theta,$$

where ζ_N is defined in (24). This function is expected to be a good approximation to F only if μ is absolutely continuous. In our example both singular parts of μ are non-zero and hence we expect a discrepancy. Note that the overall shape of F_{ζ_N} is similar to F although the exact magnitude of increase at points of singularity is underestimated by F_{ζ_N} . In fact, the ratio $F(1)/F_{\zeta_N}(1) = m_0/F_{\zeta_N}(1)$ can be used to quantify the singularity of μ . If $F(1)/F_{\zeta_N}(1) = 1$, then μ is AC; if $F(1)/F_{\zeta_N}(1) > 1$, then μ contains a singular part. In fact, in view of Theorem 2, one expects $\lim_{N \rightarrow \infty} F(1)/F_{\zeta_N}(1) = \mu([0, 1])/\mu_{\text{ac}}([0, 1])$. In addition, instead of the global quantity $F(1)/F_{\zeta_N}(1)$, one can also quantify singularity of μ locally by $(F(b) - F(a))/(F_{\zeta_N}(b) - F_{\zeta_N}(a))$ for every $0 \leq a < b \leq 1$. Since F is not known, this quantity can be approximated by replacing F with F_N^{CS} or F_N^{Q} . In Figure 6 we plot

$$\Delta_N(t_k) = \frac{F_N^{\text{CS}}(t_{k+1}) - F_N^{\text{CS}}(t_k)}{F_{\zeta_N}(t_{k+1}) - F_{\zeta_N}(t_k)} - 1 \quad (37)$$

for $t_k = 10^{-3}k, k = 0, \dots, 10^3 - 1$. As expected we observe $\Delta_N(t_i) \approx 0$ when t_i is outside the support of the singular parts and $\Delta_N(t_i) > 0$ otherwise, although it appears that a large number of moments is needed to get an accurate estimate of the supports, especially the support of the SC part.

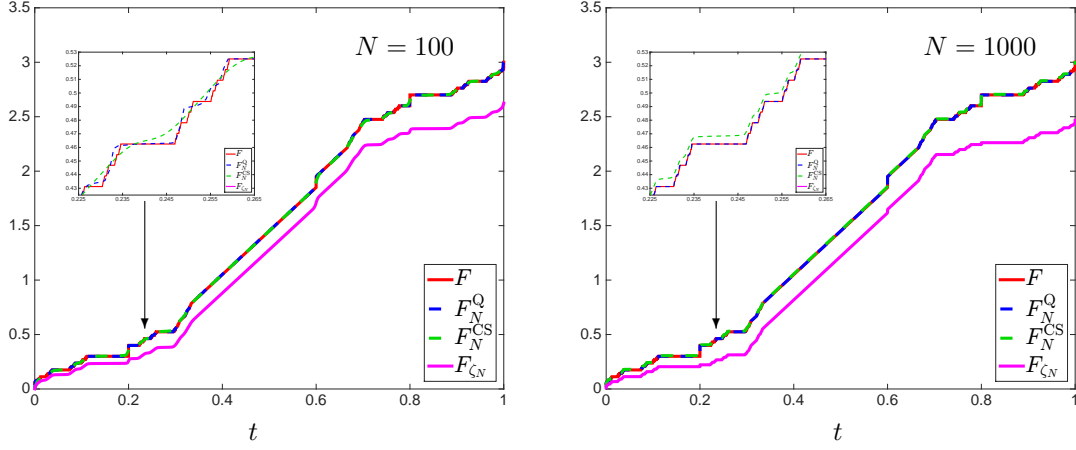


Figure 5: Example 3 – Approximation of the distribution function (Theorems 3 and 4)

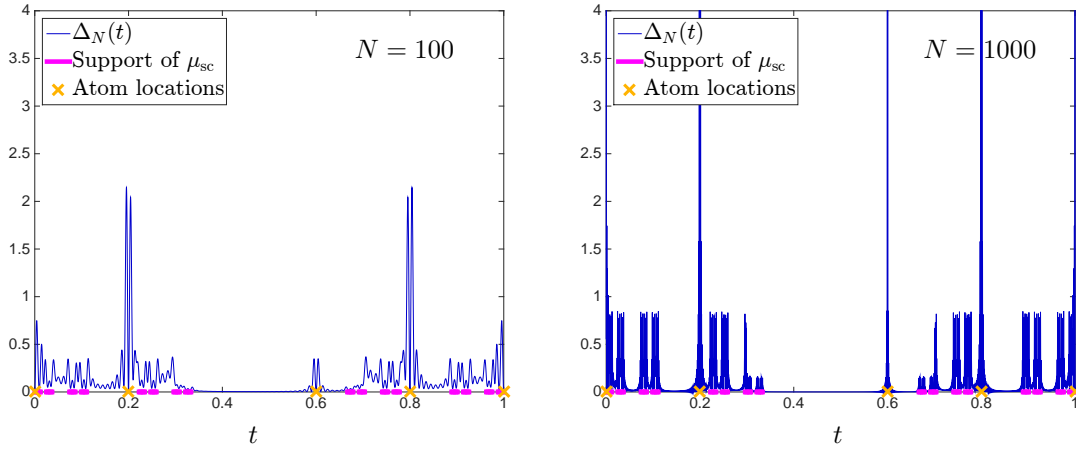


Figure 6: Example 3 – Quantifying singularity of the measure. The singularity indicator Δ_N is defined in (37).

5 Approximation of the Koopman operator

In this section we describe a method to construct an approximation of the Koopman operator U from data. This can be done in a number of different ways, e.g., using the finite section method (also referred to as the finite central truncation). A numerical algorithm to carry out this approximation for the Koopman operator is called the Extended Dynamic Mode Decomposition (EDMD) [47] (see Section 6 for a relation of a particular version of EDMD to the CD kernel analysis developed in the previous sections).

Here, we take a slightly different path, constructing an approximation that explicitly takes into account the contributions of the atomic and continuous parts of the spectrum. The starting point is the representation of U as the spectral integral

$$U = \int_{[0,1]} e^{i2\pi\theta} dE(\theta)$$

provided by the spectral theorem. The approximation U_K of U is then given by

$$U_K = \sum_{j=1}^K e^{i2\pi\theta_j} P_{A_j} \quad (38)$$

where $P_{A_j} := E(A_j)$ is the spectral projection on the set $A_j \subset [0, 1]$ and $\theta_j \in A_j$. The sets A_j are chosen such that they form a disjoint partition of $[0, 1]$, i.e., $A_j \cap A_k = \emptyset$ if $j \neq k$ and $\cup_{j=1}^K A_j = [0, 1]$. In what follows we discuss

1. Convergence of U_K to U as K tends to infinity.
2. Computation of the spectral projections P_{A_j} from data.
3. Choice of the partition $(A_j)_{j=1}^K$.

The results of this section can be seen as a generalization of the results of [30, 29] that considered the case of A_j being a singleton, i.e., $A_j = \{\theta_j\}$, in which case P_{A_j} is the projection on the eigenspace associated to θ_j provided that θ_j is an eigenvalue of U ; otherwise $P_{A_j} = 0$. Here we treat the fully general case of projections on eigenspaces as well as subsets of the continuous spectrum.

5.1 Convergence of U_K to U

Given a set $A \subset [0, 1]$ we define its diameter as $\text{diam}(A) = \sup(A) - \inf(A)$ and we note that $\text{diam}(A) \in [0, 1]$. The following result shows that if the diameter of the sets comprising the disjoint partition in (38) tends to zero, then U_K converges to U in the strong operator topology.

Theorem 5 *Let $(A_{j,K})_{j=1}^K$ be a sequence of disjoint partitions of $[0, 1]$ (i.e., $A_{j,K} \cap A_{l,K} = \emptyset$ if $j \neq l$ and $\cup_{j=1}^K A_{j,K} = [0, 1]$) satisfying*

$$\lim_{K \rightarrow \infty} \max_{j=1, \dots, K} \text{diam}(A_{j,K}) = 0 \quad (39)$$

and let $\theta_{j,K} \in A_{j,K}$. Then the operators U_K defined by (38) with A_j and θ_j replaced by $A_{j,K}$ and $\theta_{j,K}$ converge to U in the strong operator topology, i.e.,

$$\lim_{K \rightarrow \infty} \|U_K f - U f\|_{L_2(\nu)} = 0 \quad (40)$$

for all $f \in L_2(\nu)$.

Proof: Writing $P_{A_{j,K}} = \int_{[0,1]} I_{A_{j,K}}(\theta) dE(\theta)$ with $I_{A_{j,K}}$ being the indicator function of the set $A_{j,K}$, we get

$$U_K = \sum_{j=1}^K e^{i2\pi\theta_j} P_{A_{j,K}} = \int_{[0,1]} \sum_{j=1}^K e^{i2\pi\theta_{j,K}} I_{A_{j,K}}(\theta) dE(\theta) = \int_{[0,1]} g_K(\theta) dE(\theta),$$

where

$$g_K(\theta) = \sum_{j=1}^K e^{i2\pi\theta_{j,K}} I_{A_{j,K}}(\theta).$$

Now we observe that $g_K(\theta)$ converges pointwise to the function $e^{i2\pi\theta}$. To see this, fix $\theta \in [0, 1]$ and $\epsilon > 0$. By (39) there exists a $K \in \mathbb{N}$ such that $\max_{j=1,\dots,K} \text{diam}(A_{j,K}) < \epsilon$. Since the partition is disjoint there exists one and only one $A_{j,K}$ such that $\theta \in A_{j,K}$. Therefore

$$|g_K(\theta) - e^{i2\pi\theta}| = |I_{A_{j,K}}(\theta) e^{i2\pi\theta_{j,K}} - e^{i2\pi\theta}| = |e^{i2\pi\theta_{j,K}} - e^{i2\pi\theta}| \leq 2\pi|\theta - \theta_{j,K}| \leq 2\pi\epsilon.$$

Hence indeed $\lim_{K \rightarrow \infty} g_K(\theta) = e^{i2\pi\theta}$. The proof of the theorem is finished by observing that $|g_K(\theta)| \leq 1$ (since $A_{K,j}$ are disjoint) and invoking [20, Corollary 3.27]. \square

5.2 Computation of spectral projections $P_{A_{j,K}}$ from data

In this section we show how the spectral projections $P_{A_{j,K}} f$ of a given observable f can be computed from data in the form of samples of f on a single trajectory of the dynamical system (1). Throughout this section we assume that the set $A_{j,K} \subset [0, 1]$ is given and we drop the subscripts. The goal is therefore to compute $P_A f$ from data, with $A \subset [0, 1]$. The idea is to approximate the indicator function I_A of the set A using trigonometric polynomials and apply the spectral theorem. Indeed, if the trigonometric polynomials $p_N(\theta) = \sum_{k=-N}^N \alpha_{k,N} e^{i2\pi\theta k}$, $\alpha_{k,N} \in \mathbb{C}$, satisfy

$$\lim_{N \rightarrow \infty} p_N(\theta) = I_A(\theta),$$

then

$$\begin{aligned} P_A &= \int_{[0,1]} I_A(\theta) dE(\theta) = \int_{[0,1]} \lim_{N \rightarrow \infty} p_N(\theta) dE(\theta) = \lim_{N \rightarrow \infty} \int_{[0,1]} p_N(\theta) dE(\theta) \\ &= \lim_{N \rightarrow \infty} \sum_{k=-N}^N \alpha_{k,N} \int_{[0,1]} e^{i2\pi\theta k} dE(\theta) = \lim_{N \rightarrow \infty} \sum_{k=-N}^N \alpha_{k,N} U^k, \end{aligned} \quad (41)$$

where the first limit is understood pointwise and the remaining limits in the sense of convergence in the strong operator topology. The exchange of limit and integration is justified by [20, Corollary 3.27]. The fact that $U^k = \int_{[0,1]} e^{i2\pi\theta k} dE(\theta)$ is a direct consequence of the spectral theorem. The following theorem summarizes these developments.

Theorem 6 *Let $\alpha_{k,N}$ be such that $\lim_{N \rightarrow \infty} \sum_{k=-N}^N \alpha_{k,N} e^{i2\pi\theta k} = I_A(\theta)$ for all $\theta \in [0, 1]$. Then*

$$\lim_{N \rightarrow \infty} \left\| P_A g - \sum_{k=-N}^N \alpha_{k,N} U^k g \right\|_{L_2(\nu)} = 0 \quad (42)$$

for all $g \in L_2(\nu)$.

In what follows we discuss how to choose the coefficients $\alpha_{k,N}$ such that $\sum_{k=-N}^N \alpha_{k,N} e^{i2\pi\theta k} \rightarrow I_A(\theta)$ for all $\theta \in [0, 1]$ and how to approximate the sum in (42) from data. We start with the latter.

5.2.1 Numerical computation of spectral projections $P_A f$

According to Theorem 6, given coefficients $\alpha_{k,N}$ such that $\sum_{k=-N}^N \alpha_{k,N} e^{i2\pi\theta k} \rightarrow I_A(\theta)$ for all $\theta \in [0, 1]$, we can approximate the projection $P_A f$ by

$$P_A f \approx P_{A,N} f := \sum_{k=-N}^N \alpha_{k,N} U^k f = \sum_{k=-N}^N \alpha_{k,N} \cdot f \circ T^k$$

with $P_{A,N} f$ converging to P_A in the $L_2(\nu)$ norm. Given data in the form of samples of f

$$y_j = f(x_j), \quad j = 1, \dots, M \quad (43)$$

evaluated on a single trajectory of the dynamical system (1), i.e., $x_{j+1} = T(x_j)$, we can evaluate the approximate projection $P_{A,N} f$ along the points on this trajectory. Indeed, provided that $2N < M$, we can evaluate $(P_{A,N} f)(x_j)$ for $j \in \{N, \dots, M - N\}$ using

$$(P_{A,N} f)(x_j) = \sum_{k=-N}^N \alpha_{k,N} f(x_{j+k}) = \sum_{k=-N}^N \alpha_{k,N} y_{j+k}. \quad (44)$$

Equation (44) is readily implementable given the data (43) and the sequence of complex numbers $\alpha_{k,N}$. Two natural questions arise about this numerical scheme.

Remark 3 (Density of a single trajectory) *The first question asks whether a single trajectory is sufficient to represent $P_{A,N} f$. Provided that the state-space X is topological, the sigma algebra \mathfrak{M} is the Borel sigma algebra and the measure ν is ergodic with the property that $\nu(G) > 0$ for every open set $G \subset X$, then for ν almost all initial conditions the trajectory of the dynamical system (1) will be dense in X . Therefore, under these conditions, we can evaluate the approximate projections $P_{A,N}$ on a dense set of points from a single trajectory of (1). If, on the other hand, the measure ν is not ergodic, then the set of points on which $P_{A,N}$ is evaluated will be confined to a single component of the ergodic partition of X .*

Remark 4 (Pointwise convergence) *Theorem 6 guarantees $L_2(\nu)$ convergence of $P_{A,N} f$ to $P_A f$. The question of whether ν -almost everywhere convergence holds is more subtle and may depend on the choice of coefficients $\alpha_{k,N}$. In Theorem 7 we prove that this convergence holds for the coefficients proposed in Section 5.2.2.*

5.2.2 Choice of the coefficients $\alpha_{k,N}$

Now we show how to select the parameters $\alpha_{k,N} \in \mathbb{C}$ such that $\lim_{N \rightarrow \infty} \sum_{k=-N}^N \alpha_{k,N} e^{i2\pi\theta k} = I_A(\theta)$ for all $\theta \in [0, 1]$. We restrict our attention to A being either a singleton $A = \{\theta_0\}$ or an interval $A_j = [a, b)$. We note that for neither of these sets the choice of the coefficients $\alpha_{k,N}$ is unique.

Singleton For the singleton $\{\theta_0\}$, one possible choice is

$$\alpha_{k,N}^{\{\theta_0\}} = \begin{cases} \frac{1}{N+1} e^{-i2\pi k \theta_0} & k \in \{0, \dots, N\} \\ 0 & \text{otherwise,} \end{cases} \quad (45)$$

which was proposed in [29]. Another possible choice is the double-sided version of (45) which is non-zero for $k \in \{-N, \dots, N\}$ and has the $1/(2N+1)$ coefficient in front.

Interval For the interval $[a, b)$, one possible choice is

$$\alpha_{k,N}^{[a,b)} = \frac{1}{2} \alpha_{k,N}^{\{a\}} + \beta_{k,N}^{[a,b)} - \frac{1}{2} \alpha_{k,N}^{\{b\}}, \quad (46)$$

where

$$\beta_{k,N}^{[a,b)} = \begin{cases} \frac{N-|k|}{N} \frac{i}{2\pi k} (e^{-i2\pi b k} - e^{-i2\pi a k}) & k \neq 0, \\ b - a & k = 0 \end{cases} \quad (47)$$

are the coefficients of the Cesàro sum of the degree- N Fourier series approximation to the indicator function of $[a, b)$ (i.e., the coefficients of the convolution of the Fejér kernel (31) with the indicator function of $[a, b)$). These coefficients have the advantage of the indicator function approximation being nonnegative and less oscillatory than Fourier series approximation. The coefficients $\beta_{k,N}^{[a,b)}$ satisfy

$$\lim_{N \rightarrow \infty} \sum_{k=-N}^N \beta_{k,N}^{[a,b)} e^{i2\pi\theta k} = \frac{1}{2} I_{\{a\}}(\theta) + I_{(a,b)}(\theta) + \frac{1}{2} I_{\{b\}}(\theta)$$

and hence the need for the corrective terms $\frac{1}{2} \alpha_{k,N}^{\{a\}}$ and $-\frac{1}{2} \alpha_{k,N}^{\{b\}}$ in (46) so that

$$\lim_{N \rightarrow \infty} \sum_{k=-N}^N \alpha_{k,N}^{[a,b)} e^{i2\pi\theta k} = I_{[a,b)}(\theta).$$

We remark that, any finite union of intervals and singletons can be obtained by combining (45) and (46).

The following theorem establishes ν -almost everywhere convergence of the spectral projection approximations of Section 5.2.1 with the choice of coefficients proposed in this section (see Remark 4).

Theorem 7 Let $\alpha_{k,N}^{\{\theta_0\}}$ and $\alpha_{k,N}^{[a,b]}$ be given by (45), respectively (46) and let $g \in L_2(\nu)$ be given. Then for ν -almost all $x \in X$

$$\lim_{N \rightarrow \infty} \sum_{k=-N}^N \alpha_{k,N}^{\{\theta_0\}} g(T^k(x)) = (P_{\{\theta_0\}}g)(x) \quad (48)$$

and

$$\lim_{N \rightarrow \infty} \sum_{k=-N}^N \alpha_{k,N}^{[a,b]} g(T^k(x)) = (P_{[a,b]}g)(x) \quad (49)$$

Proof: The relation (48) follows immediately from Theorem 6 and the Wiener-Wintner ergodic theorem [46]. In order to prove (49), we first remark that it suffices to prove that the limit

$$\lim_{N \rightarrow \infty} \sum_{k=-N}^N \beta_{k,N}^{[a,b]} g(T^k(x)) \quad (50)$$

exists for ν -almost all $x \in X$; this follows immediately from Theorem 6 and from the fact that the coefficients $\alpha_{k,N}^{[a,b]}$ are of the form (46) with ν -almost everywhere convergence of the projections onto the singletons $\{a\}$ and $\{b\}$ guaranteed by (48).

In order to prove the existence of the limit (50) we use the recent generalization of the Wiener-Wintner theorem [21, Corollary 7.2] establishing the existence of the limit

$$\lim_{N \rightarrow \infty} \sum_{0 < |k| \leq N} \frac{e^{i2\pi\theta k}}{k} g(T^k(x)) \quad (51)$$

for ν -almost all $x \in X$ and all $\theta \in [0, 1]$. In order to apply this result we observe that for $k \neq 0$ we have

$$\beta_{k,N} = \frac{i}{2\pi} \left(\frac{N - |k|}{N} \frac{e^{-i2\pi b k}}{k} - \frac{N - |k|}{N} \frac{e^{-i2\pi a k}}{k} \right)$$

with $a, b \in [0, 1]$. Therefore it suffices to prove the ν -almost everywhere existence of

$$\lim_{N \rightarrow \infty} \sum_{0 < |k| \leq N} \frac{N - |k|}{N} \frac{e^{i2\pi\theta k}}{k} g(T^k(x))$$

for $\theta \in [0, 1]$. We have

$$\lim_{N \rightarrow \infty} \sum_{0 < |k| \leq N} \frac{N - |k|}{N} \frac{e^{i2\pi\theta k}}{k} g(T^k(x)) = \lim_{N \rightarrow \infty} \frac{1}{N} \sum_{n=0}^{N-1} \sum_{0 < |k| \leq n} \frac{e^{i2\pi\theta k}}{k} g(T^k(x)),$$

which is nothing but the Cesàro sum of (51) and hence it exists (and is equal to (51)). \square

Remark 5 We remark that the null-set at which the limits in (48) and (49) do not exist can be chosen independent of θ_0 and a and b .

5.3 Choice of the partition $(A_j)_{j=1}^K$

In this section we discuss how to choose the partition $(A_j)_{j=1}^K$ based on spectral properties of U . In order to obtain convergence in strong topology the only assumptions we need to satisfy is that of disjointness of the partition $(A_j)_{j=1}^K$ and of the diameter of A_j tending to zero (Theorem 6). Therefore, we get the following immediate corollary pertaining to a generic partition of $[0, 1]$ to intervals:

Corollary 1 *Let $0 = a_{1,K} < a_{2,K} \dots < a_{K,K} < a_{K+1,K} = 1$ satisfy*

$$\lim_{K \rightarrow \infty} \max_{j \in \{1, \dots, K\}} |a_{j+1,K} - a_{j,K}| = 0.$$

Then, for $\alpha_{k,N}^{[a_{j,K}, a_{j+1,K})}$ defined by (46) and $\theta_{j,K} = (a_{j,K} + a_{j+1,K})/2$, it holds

$$\lim_{K \rightarrow \infty} \lim_{N \rightarrow \infty} \left\| \sum_{j=1}^K e^{i2\pi\theta_{j,K}} \sum_{k=-N}^N \alpha_{k,N}^{[a_{j,K}, a_{j+1,K})} U^k g - U g \right\|_{L_2(\nu)} = 0 \quad (52)$$

for all $g \in L_2(\nu)$.

The question we want to address is on how to choose the interval endpoints $a_{j,K}$ in an informed way based on the spectral analysis of U from Sections 4.1 and 4.2. In particular, under what conditions one should consider a more general partition $(A_{j,K})_{j=1}^K$ with some of the $A_{j,K}$ being singleton and how to choose $\theta_{j,K}$ better than the interval midpoints. The information available to us is (an approximation of) the measure μ_f and the goal is to construct a partition such that the approximation U_K is accurate on the cyclic subspace \mathcal{H}_f associated to f (defined in (9)). In general, fixing the value of K , the partition should be chosen fine in the regions where μ_f is large and coarse where μ_f is small. This is automatically achieved if the masses $\mu_f(A_{j,K})$ of the partition elements are the same. However, if the measure μ_f has a non-zero atomic part, a partition with all masses being equal may not exist. Therefore we suggest the following procedure, where we let

$$\mu_f = \sum_{k=1}^{\infty} w_k \delta_{\theta_k} + \mu_{ac} + \mu_{sc}.$$

1. (Singletons) Define the singletons of the partition to be the locations θ_{k_j} of those atoms of μ_f for which the weight w_{k_j} satisfies $w_{k_j} \geq \mu_f([0, 1])/K = m_0/K$. Assume there is K_{at} of such atoms and define $\bar{\mu}_f = \mu_f - \sum_{j=1}^{K_{at}} w_{k_j} \delta_{\theta_{k_j}}$. This step can be carried using the CD kernel approximation to the atomic part of μ_f (Theorem 1).
2. (Intervals) If $K_{at} < K$, define $K - K_{at} + 1$ interval endpoints such that

$$\max_j \bar{\mu}_f([a_j, a_{j+1})) - \min_j \bar{\mu}_f([a_j, a_{j+1}))$$

is minimized. The idea is that the intervals of the partition should have the same $\bar{\mu}_f$ -measure. However, achieving exactly the same measure is not possible in general

if atoms are still present in $\bar{\mu}_f$, hence the minimization of the variation. If $\bar{\mu}_f$ is atomless, then simply $a_j = F_{\bar{\mu}_f}^{-1}(b_j)$, where $(b_j)_{j=1}^{K-K_{\text{at}}+1}$ constitutes a *uniform* partition of $[0, \bar{\mu}_f([0, 1])]$ to $K - K_{\text{at}}$ intervals and $F_{\bar{\mu}_f}(t) = \bar{\mu}_f([0, t])$ is the distribution function of $\bar{\mu}_f$. Finally, we subtract the atom locations from the intervals to which they belong (to prevent double counting). This step can be carried out by first subtracting from m_k the moments of the atoms extracted in the first step, thereby obtaining the moments of $\bar{\mu}_f$. Subsequently an approximation to $F_{\bar{\mu}_f}$ can be constructed using the methods of Section 4.2.

3. (Choice of $\theta_{j,K}$) The frequencies $\theta_{j,K} \in A_{j,K}$ representing each element of the partition $A_{j,K}$ are chosen to be the conditional expectations $\frac{1}{\mu_f(A_{j,K})} \int_{A_{j,K}} \theta d\mu_f(\theta)$. The conditional expectation can be approximated using the weak approximations to μ_f from Section 4.2. Note that, of course, if $A_{j,K}$ is a singleton $\{\theta_0\}$, then $\theta_{j,K} = \theta_0$.

6 Relation to Dynamic mode decomposition

In this section we briefly describe an interesting relation of the proposed method to the so-called Hankel Dynamic Mode Decomposition (Hankel DMD) [1], which is a variation of the classical DMD algorithm for spectral analysis of dynamical systems [35]. The crucial fact for the argument presented is the following consequence of the spectral theorem⁸: the operators (sometimes called the *finite central truncations* of the respective infinite matrices)

$$U_N = P_N U P_N \quad \text{and} \quad \tilde{U}_N = \pi_N M_z \pi_N$$

have *the same spectrum*. Here, P_N and π_N denote the $L_2(\nu)$ respectively $L_2(\mu_f)$ orthogonal projections onto

$$\mathcal{F}_N = \text{span}\{f, Uf, \dots, U^{N-1}f\} \quad \text{and} \quad \mathcal{Z}_N = \text{span}\{1, z, \dots, z^{N-1}\},$$

respectively, and $M_z : L_2(\mu_f) \rightarrow L_2(\mu_f)$ denotes the multiplication-by- z operator, i.e., $M_z \xi = z\xi$ for any function $\xi \in L_2(\mu_f)$. In fact, more is true: the finite-dimensional operators U_N and \tilde{U}_N (restricted to \mathcal{F}_N and \mathcal{Z}_N) have *identical matrix representations* in the bases $(f, Uf, \dots, U^{N_0-1}f)$, respectively $(1, z, \dots, z^{N_0-1})$, where $N_0 \in \{1, \dots, N\}$ is the largest power such that $(f, Uf, \dots, U^{N_0-1}f)$ is linearly independent. We would like to emphasize here that the operator U_N acts on the space $L_2(\nu)$, where ν is a measure on the abstract state space X whereas \tilde{U}_N acts on $L_2(\mu_f)$, where μ_f is a measure defined on \mathbb{C} . Therefore, remarkably, the operator \tilde{U}_N , acting on a concrete, well-understood, space $L_2(\mu_f)$, contains all information about U_N , which acts on an abstract, intangible, space $L_2(\nu)$.

In order to use this fact to understand DMD in terms of the scope of the current work, we use two known facts. First, the operator U_N (restricted to \mathcal{F}_N) is precisely the Hankel dynamic mode decomposition operator, in the limit as the number of samples used in the Hankel DMD goes to infinity (see [1, 19]). Second, the monic degree- N orthogonal polynomial Φ_N

⁸The consequence of the spectral theorem we are referring to here is the isomorphism between $H_f \subset L_2(\nu)$ and $L_2(\mu_f)$ where $U^k f \in H_f$ is identified with $z^k \in L_2(\mu_f)$, and the unitary equivalence of $U : H_f \rightarrow H_f$ and $M_z : L_2(\mu_f) \rightarrow L_2(\mu_f)$.

with respect to μ_f is equal to the characteristic polynomial of \tilde{U}_N (and hence of U_N); see [40, Theorem 1.2.6].

This leads to the following theorem:

Theorem 8 *Suppose that orthogonal polynomials up to degree N associated to μ_f exist⁹. Then the monic degree- N orthogonal polynomial for μ_f , Φ_N , is equal to the characteristic polynomial of the Hankel DMD operator U_N . In particular, the zeros of Φ_N are equal to the eigenvalues of U_N , including multiplicities.*

We remark that the monic orthogonal polynomial Φ_N can be readily obtained by normalizing the leading coefficients of the orthonormal polynomials φ_N for μ_f obtainable using the Cholesky decomposition of the moment matrix of μ_f defined in (18) as in (26) with $\tilde{\mu}$ replaced by $\mu = \mu_f$.

6.1 Properties of Hankel DMD eigenvalues

Theorem 8 allows us to study the behavior of the eigenvalues of the Hankel DMD operator U_N by studying the zeros of Φ_N whose behavior is well understood. For example, we have the following slightly surprising corollary:

Corollary 2 *If the subspace spanned by $\{f, Uf, U^2f, \dots\}$ is infinite-dimensional, then all eigenvalues of the Hankel DMD operator U_N lie strictly inside the unit circle; in particular, no eigenvalue of U_N lies on the boundary of the unit circle (where all the eigenvalues of U lie).*

Proof: The assumption of the span of $\{f, Uf, U^2f, \dots\}$ being infinite-dimensional implies that $\{1, z, z^2, \dots\}$ is a linearly independent sequence in $L_2(\mu_f)$ and hence a full sequence of orthogonal polynomials for μ_f exists. By Theorem [40, Theorem 1.8.4], the zeros of these orthogonal polynomials, and hence (by Theorem 8) the eigenvalues of U_N , all lie strictly inside the unit circle. \square

Another interesting corollary concerns the asymptotics of the distribution of eigenvalues as N tends to infinity. The corollary works under the assumption of μ_f being *regular* in the sense of [40, p. 121]; a sufficient condition for regularity is for the density ρ of the absolutely continuous part of μ_f to satisfy the *Szegő condition*

$$\int_0^1 \log(\rho(\theta)) d\theta > -\infty. \quad (53)$$

This is implied for instance by ρ being strictly positive and bounded away from zero.

Let now μ_{DMD}^N be the normalized counting measure supported on the eigenvalues of U_N , including multiplicities, i.e.,

$$\mu_{\text{DMD}}^N = \frac{1}{N} \sum_{j=0}^{n_\lambda} a_{\lambda_{j,N}} \delta_{\lambda_{j,N}}, \quad (54)$$

⁹The existence and uniqueness (up to scaling) of orthogonal polynomials up to degree N for μ_f is assured if the support of μ_f contains at least $N + 1$ distinct points. In particular, if the support of μ_f contains infinitely many points, there exists a unique set of monic orthogonal polynomials $\{\Phi_k\}_{k=0}^\infty$ with $\deg \Phi_k = k$.

where $\lambda_{1,N}, \dots, \lambda_{n_\lambda,N}$, $n_\lambda \leq N$, are the eigenvalues of U_N and $a_{\lambda_j,N}$ denotes their algebraic multiplicity.

Corollary 3 *If μ_f is regular in the sense of [40, p. 121] (which is implied by condition (53)), then the normalized counting measures μ_{DMD}^N converge weakly to the uniform distribution on the unit circle.*

Proof: Follows from Theorem 8 and from [40, Theorems 2.15.1 and 2.15.4] which prove this asymptotic behavior of the zeros of Φ_N . \square

This corollary has the following implication: Whenever the operator U has a continuous spectrum and the observable f is such that the density of the absolutely continuous part of μ_f is bounded away from zero, then the eigenvalues of U_N will be, in the limit as $N \rightarrow \infty$, distributed uniformly on the unit circle, irrespective of the point and singular continuous parts of the spectrum.

7 Numerical examples

7.1 Cat map

This example analyzes the spectrum of Arnold's cat map

$$\begin{aligned} x_1^+ &= 2x_1 + x_2 \mod 1 \\ x_2^+ &= x_1 + x_2 \mod 1. \end{aligned}$$

We use two different observables

$$\begin{aligned} f_1 &= e^{i2\pi(2x_1+x_2)} + \frac{1}{2}e^{i2\pi(5x_1+3x_2)}, \\ f_2 &= e^{i2\pi(2x_1+x_2)} + \frac{1}{2}e^{i2\pi(5x_1+3x_2)} + \frac{1}{4}e^{i2\pi(13x_1+8x_2)} \end{aligned}$$

for which the associated measure μ_f is known analytically (see [14]) to be $\mu_{f_1} = \rho_{f_1} d\theta$ and $\mu_{f_2} = \rho_{f_2} d\theta$ with

$$\begin{aligned} \rho_{f_1} &= \frac{5}{4} + \cos(2\pi\theta) \\ \rho_{f_2} &= \frac{21}{16} + (5/4) \cos(2\pi\theta) + \frac{1}{2} \cos(4\pi\theta). \end{aligned}$$

We use (13) with $M = 10^5$ to approximately compute the first $N = 100$ moments. Figure 7 shows the approximations $\zeta_N(\theta)$, defined in (24), of the densities. We observe a very good match for both observables. In order to numerically verify the absence of the singular parts of the spectra we also plot in Figure 8 the distribution function approximations and the singularity measure. In particular we observe that F_{ζ_N} matches very closely the other distribution function approximations (as well as the true distribution function), indicating the absence of the singular part of the spectrum. This is confirmed by the singularity

indicator Δ_N , defined in (37), being almost identically zero. For space reasons we show these plots only for the first observable, the results being almost identical for the second. Next, in Figure 9 we show the approximation of the spectral projection $P_{[a,b]}f$ for the observable $f = e^{i2\pi(2x_1+x_2)}$ and interval $[a,b] = [0.125, 0.375]$. At present, no analytical expression is known for this projection but the results seem to be in accordance¹⁰ with numerical approximations obtained in [14] using a very different method. We note that the prominent diagonal pattern in Figure 9 is aligned with the eigenvector $[1, -(1+\sqrt{5})/2]$ associated to the stable eigenvalue of the matrix $\begin{bmatrix} 2 & 1 \\ 1 & 1 \end{bmatrix}$ defining the dynamics; this direction corresponds to the stable foliation of the hyperbolic dynamical system. Finally, in Figure 10 we compare the eigenvalues of the Hankel DMD operator with the zeros of the N -th orthogonal polynomial associated to μ_f with $f = f_2$. In accordance with the results of Section 6, the eigenvalues and the zeros almost coincide, the discrepancy being due to a finite number of samples ($M = 10^5$) taken. In addition, as predicted by Corollary 2 and 3, the eigenvalues lie strictly inside the unit circle and become uniformly distributed on the unit circle in the limit as $N \rightarrow \infty$.

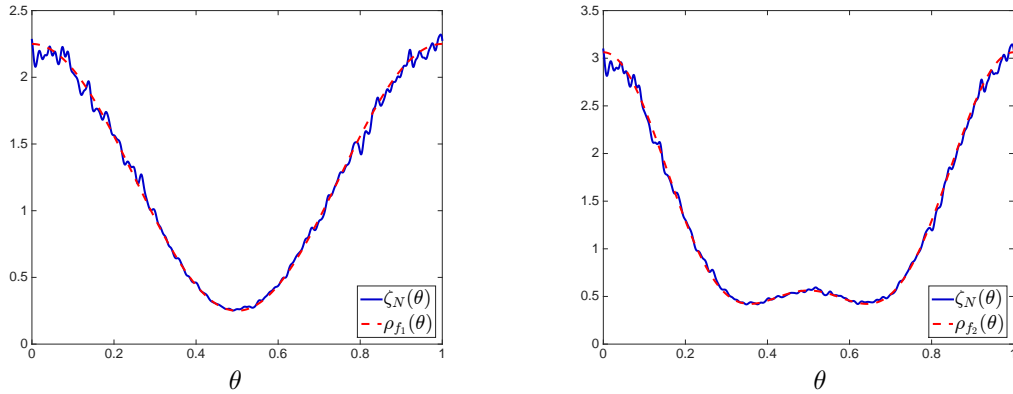


Figure 7: Cat map – Approximation of the densities by the CD kernel. Left: observable f_1 . Right: observable f_2 .

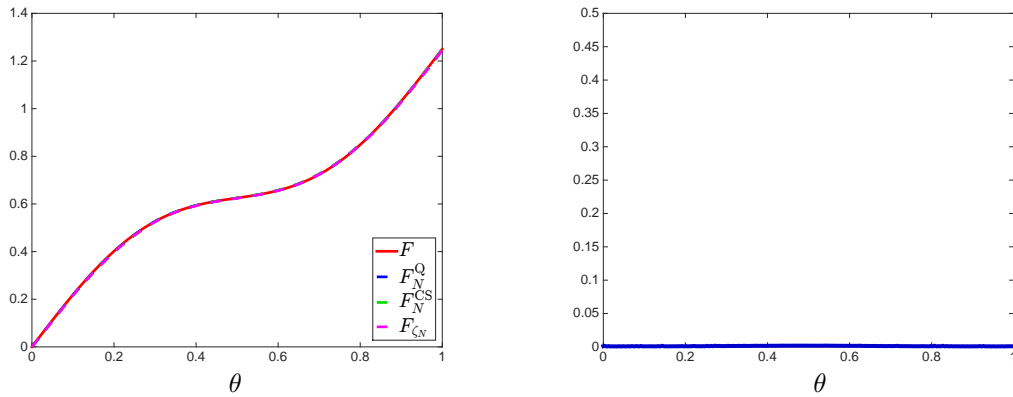


Figure 8: Cat map – Left: Approximation of the distribution function of μ_{f_1} . Right: Singularity indicator Δ_N defined in (37). Both plots pertain to the observable f_1 .

¹⁰Due to a different scaling, the corresponding interval $[a,b]$ in [14] is $[\pi/4, 3\pi/4]$.

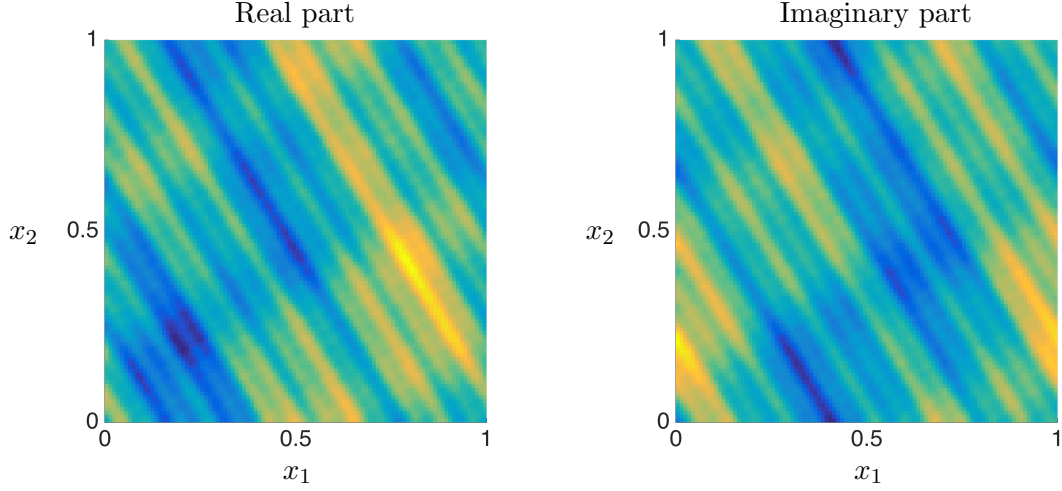


Figure 9: Cat map – Approximation of the projection $P_{[a,b]}f$ with $f = e^{i2\pi(2x_1+x_2)}$ and $[a, b] = [0.125, 0.375]$ and $N = 100$, $M = 10^5$.

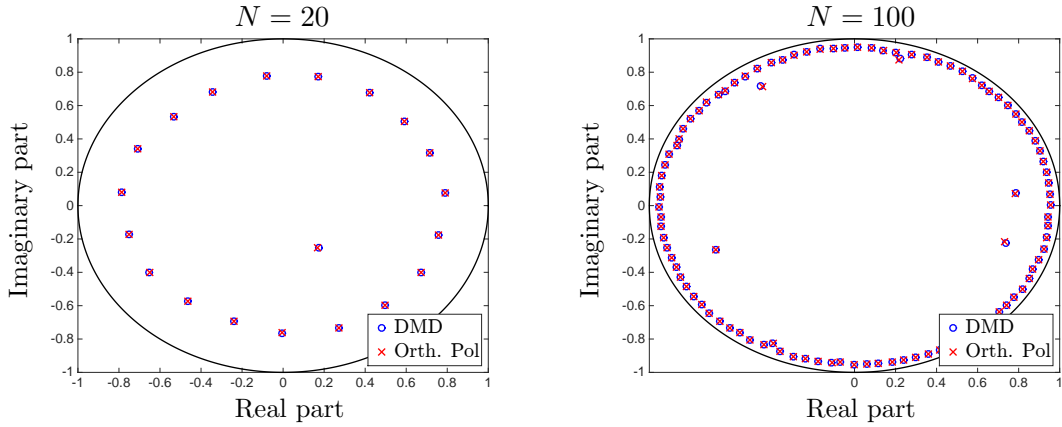


Figure 10: Cat map – Eigenvalues of the Hankel DMD operator and zeros of the N -th orthogonal polynomial of μ_f . As predicted by Section 6, the two sets of zeros almost coincide (the discrepancy being due to a finite number of samples taken) and lie strictly inside the unit circle \mathbb{T} , while approaching a uniform distribution on \mathbb{T} as N increases. Both plots pertain to the observable f_2 .

7.2 Lorenz system

Our second example investigates the Lorenz system.

$$\begin{aligned}\dot{x}_1 &= 10(x_2 - x_1) \\ \dot{x}_2 &= x_1(28 - x_3) - x_2 \\ \dot{x}_3 &= x_1x_2 - \frac{8}{3}x_3.\end{aligned}$$

This is a continuous time system for which we define the Koopman semigroup $(U_t f)(x) = (f \circ \varphi_t)(x)$, where φ_t is the flow of the dynamical system. The data is collected in the following way: We simulate one trajectory of length MT_s , where $T_s = 0.2$ is the sampling period and M is the number of samples to be taken. Given an observable f , the data (11) used for approximate moment computation using (13) is then given by equidistant sampling, i.e., $y_j = f(jT_s)$. Therefore, our results on spectrum approximation pertain to U_{T_s} (i.e., to

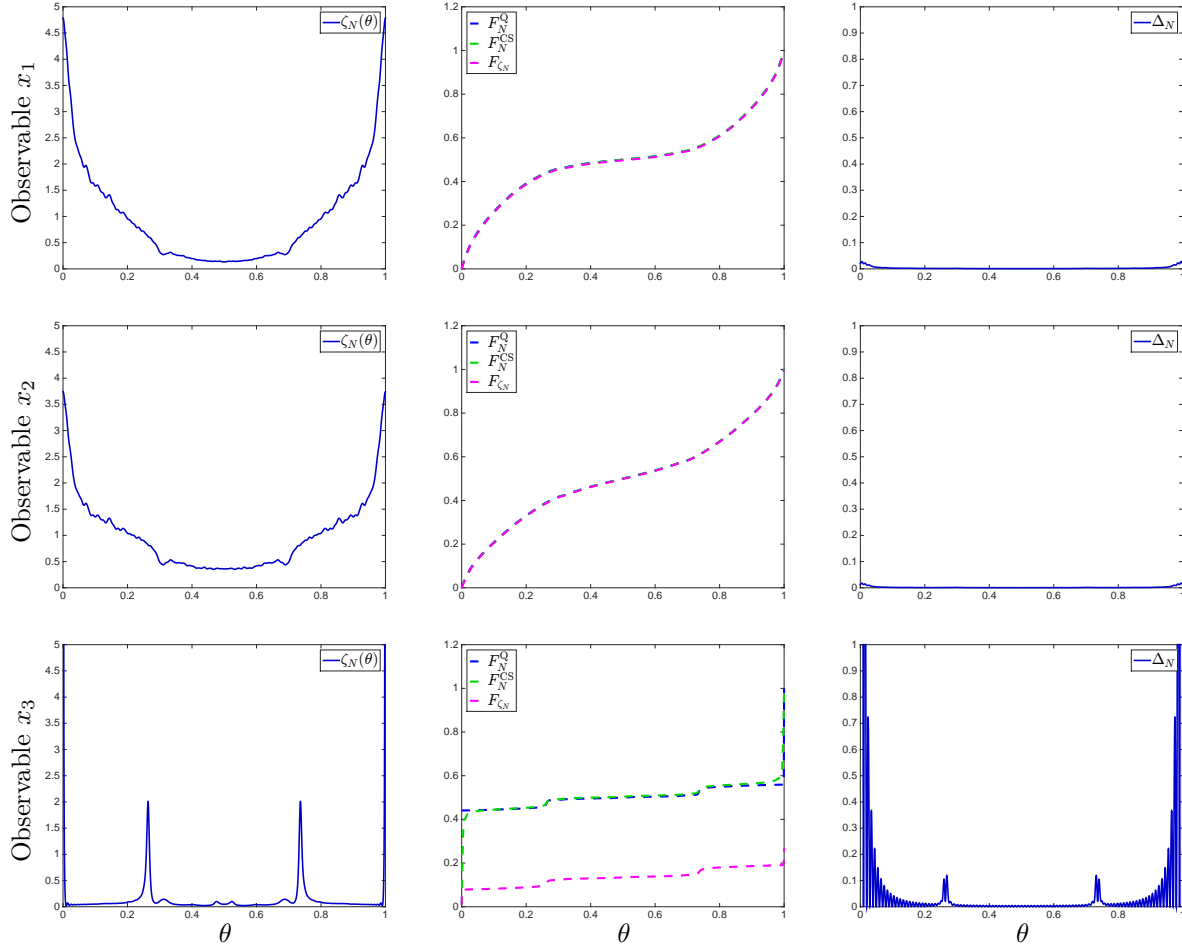


Figure 11: Lorenz system – $N = 100$. Left: density approximation with the CD kernel. Middle: distribution function approximation. Right: Singularity indicator Δ_N defined in (37).

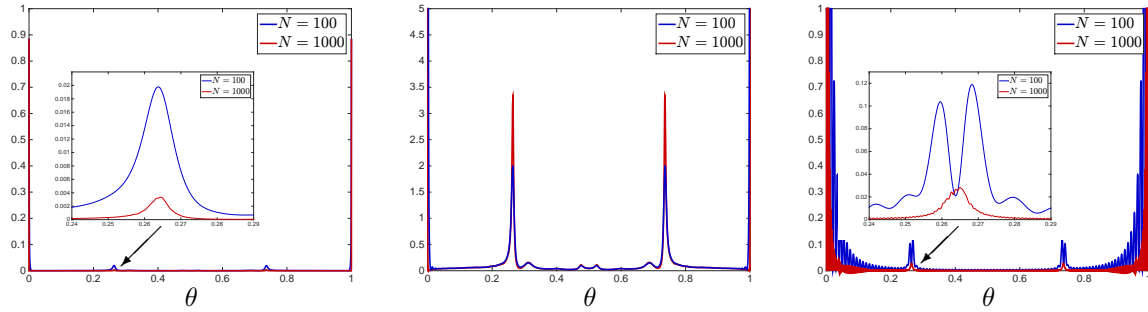


Figure 12: Lorenz system – Observable $f(x) = x_3$. Left: approximation of the atomic part $\zeta_N/(N+1)$. Middle: approximation of the density ζ_N . Right: singularity indicator Δ_N .

one element of the Koopman semigroup). Figure 11 shows the results for three different observables, $f_1 = x_1$, $f_2 = x_2$ and $f_3 = x_3$ with $N = 100$. For the first two observables we see purely absolutely continuous spectrum, as testified by the agreement of F_{ζ_N} with the remaining two estimates of the distribution function as well as by the singularity indicator

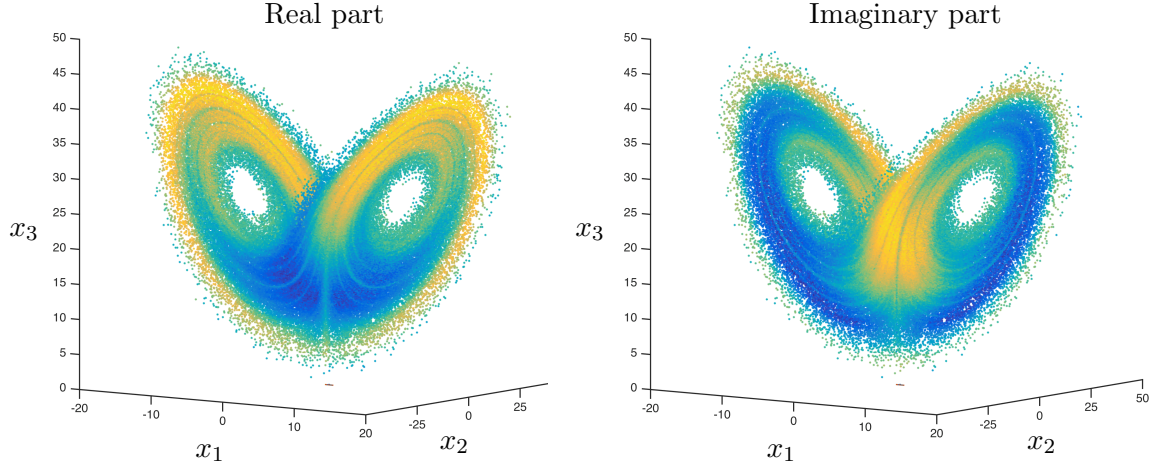


Figure 13: Lorenz system – Approximation of the spectral projection $P_{[a,b]}f$ with $f(x) = x_3$ and $[a, b] = [0.24, 0.28]$ and $N = 100$, $M = 10^5$.

Δ_N being very small. The observable $f = x_3$, on the other hand, has an atom at $\theta = 0$ as well as a peak of the density estimate at approximately $\theta = 0.26$, corresponding to the continuous time frequency $\omega = 2\pi\theta/T_s \approx 8.17$ rad/s. The singularity indicator Δ_N suggests there may be a small singularity around this location. To investigate this further we compare in Figure 12 the plots of the estimates of the atomic part $\zeta_N/(N+1)$ as well as the density estimate ζ_N and the singularity indicator Δ_N for $N = 100$ and 1000 . First we notice that the estimate of the atomic part decreases around $\theta = 0.26$ as N increases, which suggests that the peak around this point is not an atom. We also observe a decrease of the singularity indicator Δ_N expect for a very small neighborhood of the peak. This suggests that the peak is either purely absolutely continuous or that there may be a very small singular continuous contribution. This is in agreement with the fact that the Lorenz system is mixing (see [24]) and hence there are no non-trivial eigenvalues of the Koopman operator. We believe that the peak is associated with an almost-periodic motion of the x_3 component during the time that the state resides in either of the two lobes, with switches between the lobes occurring in a chaotic manner. In Figure 13 we depict the approximation of the spectral projection $P_{[a,b]}f$ (see Section 5.2) with $[a, b] = [0.24, 0.28]$ and $f(x) = x_3$, i.e., we are projecting on a small interval around the peak in the spectrum of x_3 . This function will evolve almost linearly with frequency of the peak, i.e., $(P_{[a,b]}f)(x(t+\tau)) \approx e^{i\omega\tau}(P_{[a,b]}f)(x(t))$ with $\omega \approx 8.17$ rad/s.

7.3 Cavity flow

In this example we study the 2-D model of a lid-driven cavity flow; see [2] for a detailed description of the example and the data generating process. As in [2], the goal is to document the changes in the spectrum of the Koopman operator with increasing Reynolds number which are manifestations of the underlying bifurcations, going from periodic through quasi-periodic to fully chaotic behavior. For each Reynolds number, the data available to us is in the form of the so called stream function of the flow evaluated on a uniform grid of points in the 2-D domain with equidistant temporal sampling. This leaves us with a very large choice

of observables since the value of the stream function at any of the grid points (as well as any nonlinear function of the values of the stream function) is a candidate observable. In general, one wishes to choose the observable f such that its spectral content is as rich as possible, preferably such that f is $*$ -cyclic (see Eq (9)), which is, however difficult to test numerically. For example, for $Re = 13 \cdot 10^3$, exhibit periodic behavior with a single (or very dominant) harmonic component and hence might not contain the full spectral content of the operator (i.e., f is not $*$ -cyclic). Therefore, for each value of the Reynolds number we chose as the observable the stream function at a grid point where the time evolution is complex and hence the spectral content of this observable is likely to be rich. A more careful numerical study, such as the one carried out in [2], should analyze a whole range of observables (perhaps the values of the stream function at all grid points). However, here, already one suitably chosen observable allows us to draw interesting conclusions on the behavior of the spectrum of the operator as a function of the Reynolds number. The point spectrum approximation results $\zeta_N/(N+1)$ are depicted in Figure 14. Since the observable f is real, the spectrum is symmetric around the point $\theta = 0.5$ and hence we depict it only for $\theta \in [0, 0.5]$; in addition, we change coordinates from θ to $\omega = 2\pi\theta/T_s$, where $T_s = 0.5$ s is the sampling period. Finally, in order to better discern very small atoms, we also show the point spectrum approximation on a logarithmic scale. Based on Theorem 1, whether or not there is an atom at a given frequency ω , can be assessed based on the proximity of the values of $\zeta_N/(N+1)$ for two different N : When there is an atom, we expect the two values to be closed to each other; otherwise we expect the value of $\zeta_N/(N+1)$ to be significantly smaller since in that case $\zeta_N/(N+1) \rightarrow 0$. Figure 14 suggests that there is a very strong atomic component of the spectrum for $Re = 13 \cdot 10^3$ and $Re = 16 \cdot 10^3$ and even for $Re = 19 \cdot 10^3$ as the atomic part accounts for at least 80 % of the energy of the given observable (i.e., 80 % of the mass of μ_f). This is confirmed by the approximations of the distribution function which are piecewise constant for these values of the Reynolds number. For $Re = 30 \cdot 10^3$, on the other hand, the spectrum appears to be purely continuous. In order to assess whether the spectrum is purely absolutely continuous or has a singular continuous part, we also plot the F_{ζ_N} which does not entirely coincide with F_N^Q and hence there may be a singular continuous component of the spectrum present. However, a larger data set and more observables would have to be investigated in order to ascertain that.

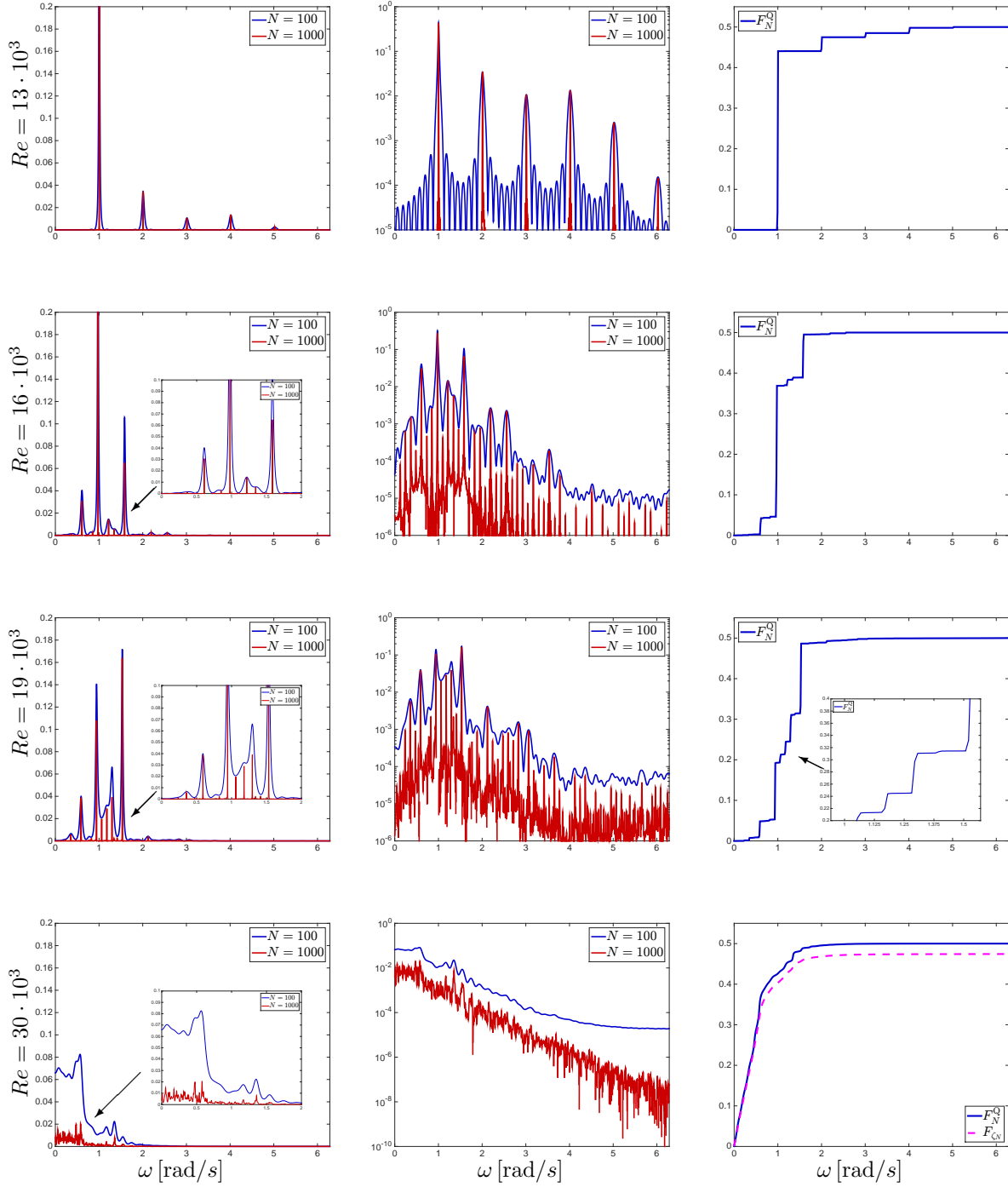


Figure 14: Cavity flow – Point spectrum approximation $\zeta_N/(N+1)$ for $N = 100$ and $N = 1000$ (left: linear scaling; middle: logarithmic scaling). Right: approximation to the distribution function for $N = 100$. An atom is likely to be located where $\zeta_N/(N+1)$ shows convergence to a positive value, i.e., where the blue and red curves are close to each other.

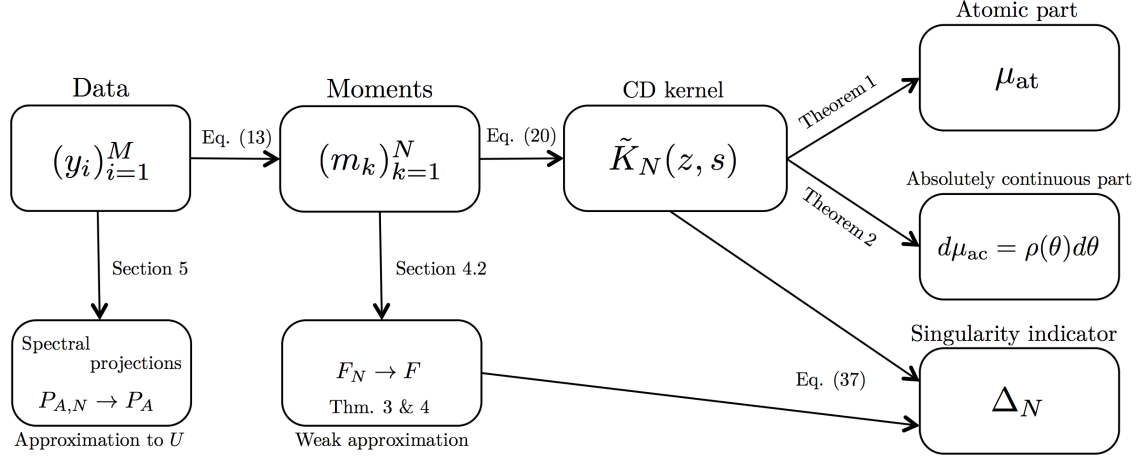


Figure 15: Overview of the paper.

8 Conclusion

This work presented a method for data-driven approximation of the spectrum of the Koopman operator with the main contribution being the separation of the atomic and continuous parts of the spectra and their approximation with rigorous convergence guarantees. The atomic and absolutely continuous parts of the spectrum are approximated using the Christoffel-Darboux kernel; for the singular continuous part we develop a method for its detection as well as two different methods to approximate the entire spectral measure in a weak sense even in the presence of singular continuous spectrum. In addition, we propose a method for approximation of the Koopman operator based on spectral projections with guaranteed convergence in the strong operator topology as well as almost everywhere convergence of the spectral projections. See Figure 15 for an overview of the paper. The approach is simple and readily applicable to large-scale systems. The only limitation of the approach is, we believe, the class of the systems addressed, i.e., measure-preserving ergodic systems (or measure-preserving systems for which the preserved measure is known). One direction of future research is a generalization beyond this class of systems, e.g., to dissipative or unstable systems.

9 Acknowledgments

The authors would like to thank the anonymous reviewers for their constructive comments that helped us improve the manuscript. The first author would also like to thank Hassan Arbabi for kindly providing the data for the cavity flow example, to Ryan Mohr and Marko Budišić for sharing their initial thoughts on the topic and to Poorva Shukla for a careful reading of the manuscript and very helpful comments. The research was supported in part by the ARO-MURI grants W911NF-14-1-0359 and W911NF17-1-0306 as well as the DARPA grant HR0011-16-C-0116. The research of M. Korda was also supported by the Swiss National Science Foundation grant P2ELP2_165166.

References

- [1] H. Arbabi and I. Mezić. Ergodic theory, dynamic mode decomposition, and computation of spectral properties of the Koopman operator. *SIAM Journal on Applied Dynamical Systems*, 16(4):2096–2126, 2017.
- [2] H. Arbabi and I. Mezić. Study of dynamics in post-transient flows using Koopman mode decomposition. *Physical Review Fluids*, 2(12):124402, 2017.
- [3] A. Böttcher and B. Silbermann. *Analysis of Toeplitz operators*. Springer Science & Business Media, 2013.
- [4] R. P. Brent. Old and new algorithms for Toeplitz systems. In *32nd Annual Technical Symposium*, pages 2–9. International Society for Optics and Photonics, 1988.
- [5] B. W. Brunton, L. A. Johnson, J. G. Ojemann, and J. N. Kutz. Extracting spatial-temporal coherent patterns in large-scale neural recordings using dynamic mode decomposition. *Journal of neuroscience methods*, 258:1–15, 2016.
- [6] S. L. Brunton, B. W. Brunton, J. L. Proctor, and J. N. Kutz. Koopman invariant subspaces and finite linear representations of nonlinear dynamical systems for control. *PloS one*, 11(2):e0150171, 2016.
- [7] M. Budisić, R. Mohr, and I. Mezić. Applied Koopmanism. *Chaos: An Interdisciplinary Journal of Nonlinear Science*, 22(4):047–510, 2012.
- [8] S. Das and J. A. Yorke. Super convergence of ergodic averages for quasiperiodic orbits. *Nonlinearity*, 31(2):491, 2018.
- [9] M. Denker. On unitary operators inducing measure-preserving transformations. *Mathematische Zeitschrift*, 160(2):163–172, 1978.
- [10] N. Dunford and J. T. Schwartz. *Linear operators. I*. Interscience publishers, 1971.
- [11] G. Froyland. Approximating physical invariant measures of mixing dynamical systems in higher dimensions. *Nonlinear Analysis: Theory, Methods & Applications*, 32(7):831–860, 1998.
- [12] M. Georgescu and I. Mezić. Building energy modeling: A systematic approach to zoning and model reduction using Koopman mode analysis. *Energy and buildings*, 86:794–802, 2015.
- [13] D. Giannakis. Data-driven spectral decomposition and forecasting of ergodic dynamical systems. *Applied and Computational Harmonic Analysis*, 2018.
- [14] N. Govindarajan, R. Mohr, S. Chandrasekaran, and I. Mezić. On the approximation of Koopman spectra for measure preserving transformations. *arXiv preprint arXiv:1803.03920*, 2018.

- [15] W. B. Jones, O. Njåstad, and W. Thron. Moment theory, orthogonal polynomials, quadrature, and continued fractions associated with the unit circle. *Bulletin of the London Mathematical Society*, 21(2):113–152, 1989.
- [16] A. G. Kachurovskii. The rate of convergence in ergodic theorems. *Russian Mathematical Surveys*, 51(4):653, 1996.
- [17] B. O. Koopman. Hamiltonian systems and transformation in Hilbert space. *Proceedings of the National Academy of Sciences of the United States of America*, 17(5):315, 1931.
- [18] M. Korda and I. Mezić. Linear predictors for nonlinear dynamical systems: Koopman operator meets model predictive control. *Automatica*, 93:149–160, 2018.
- [19] M. Korda and I. Mezić. On convergence of extended dynamic mode decomposition to the Koopman operator. *Journal of Nonlinear Science*, pages 1–24, 2018.
- [20] E. Kowalski. Spectral theory in Hilbert spaces. *ETH Zürich*, 2009.
- [21] M. Lacey and E. Terwilleger. A Wiener-Wintner theorem for the Hilbert transform. *Arkiv för Matematik*, 46(2):315–336, 2008.
- [22] E. Levin and D. S. Lubinsky. *Orthogonal polynomials for exponential weights*. Springer Science & Business Media, 2012.
- [23] E. Lukacs. *Characteristic functions*. Griffin, 1970.
- [24] S. Luzzatto, I. Melbourne, and F. Paccaut. The Lorenz attractor is mixing. *Communications in Mathematical Physics*, 260(2):393–401, 2005.
- [25] S. L. Marple and S. L. Marple. *Digital spectral analysis: with applications*, volume 5. Prentice-Hall Englewood Cliffs, NJ, 1987.
- [26] A. Máté, P. Nevai, and V. Totik. Szego’s extremum problem on the unit circle. *Annals of Mathematics*, pages 433–453, 1991.
- [27] A. Mauroy and I. Mezić. Global stability analysis using the eigenfunctions of the Koopman operator. *IEEE Transactions on Automatic Control*, 61(11):3356–3369, 2016.
- [28] A. Mauroy, I. Mezić, and J. Moehlis. Isostables, isochrons, and Koopman spectrum for the action–angle representation of stable fixed point dynamics. *Physica D: Nonlinear Phenomena*, 261:19–30, 2013.
- [29] I. Mezić. Spectral properties of dynamical systems, model reduction and decompositions. *Nonlinear Dynamics*, 41(1-3):309–325, 2005.
- [30] I. Mezić and A. Banaszuk. Comparison of systems with complex behavior. *Physica D: Nonlinear Phenomena*, 197(1):101–133, 2004.
- [31] P. Nevai. Géza Freud, orthogonal polynomials and Christoffel functions. A case study. *Journal of Approximation Theory*, 48(1):3–167, 1986.

- [32] F. Raak, Y. Susuki, I. Mezić, and T. Hikiyara. On Koopman and dynamic mode decompositions for application to dynamic data with low spatial dimension. In *IEEE 55th Conference on Decision and Control (CDC)*, pages 6485–6491, 2016.
- [33] M. Rédei and C. Werndl. On the history of the isomorphism problem of dynamical systems with special regard to von Neumanns contribution. *Archive for history of exact sciences*, 66(1):71–93, 2012.
- [34] C. W. Rowley, I. Mezić, S. Bagheri, P. Schlatter, and D. Henningson. Spectral analysis of nonlinear flows. *Journal of Fluid Mechanics*, 641(1):115–127, 2009.
- [35] P. J. Schmid. Dynamic mode decomposition of numerical and experimental data. *Journal of Fluid Mechanics*, 656:5–28, 2010.
- [36] A. S. Sharma, I. Mezić, and B. J. McKeon. On the correspondence between Koopman mode decomposition, resolvent mode decomposition, and invariant solutions of the Navier-Stokes equations. *Phys. Rev. Fluids*, 1(3):032402(R), 2016.
- [37] B. Simon. The Christoffel–Darboux kernel. In *Perspectives in PDE, Harmonic Analysis and Applications, a volume in honor of VG Mazyas 70th birthday, Proceedings of Symposia in Pure Mathematics*, volume 79, pages 295–335, 2008.
- [38] B. Simon. *Orthogonal polynomials on the unit circle*. American Mathematical Society, 2009.
- [39] B. Simon. Weak convergence of CD kernels and applications. *Duke Mathematical Journal*, 146(2):305–330, 2009.
- [40] B. Simon. *Szegő’s theorem and its descendants: spectral theory for L^2 perturbations of orthogonal polynomials*. Princeton University Press, 2010.
- [41] M. Stewart. Cholesky factorization of semidefinite Toeplitz matrices. *Linear algebra and its applications*, 254(1-3):497–525, 1997.
- [42] G. Strang. A proposal for Toeplitz matrix calculations. *Studies in Applied Mathematics*, 74(2):171–176, 1986.
- [43] V. Totik. Asymptotics for Christoffel functions for general measures on the real line. *Journal d’Analyse Mathématique*, 81(1):283–303, 2000.
- [44] W. F. Trench. An algorithm for the inversion of finite Toeplitz matrices. *Journal of the Society for Industrial and Applied Mathematics*, 12(3):515–522, 1964.
- [45] N. Wiener. Generalized harmonic analysis. *Acta mathematica*, 55(1):117–258, 1930.
- [46] N. Wiener and A. Wintner. Harmonic analysis and ergodic theory. *American Journal of Mathematics*, 63(2):415–426, 1941.
- [47] M. O. Williams, I. G. Kevrekidis, and C. W. Rowley. A data-driven approximation of the Koopman operator: Extending dynamic mode decomposition. *Journal of Nonlinear Science*, 25(6):1307–1346, 2015.

- [48] H. Wu, F. Nüske, F. Paul, S. Klus, P. Koltai, and F. Noé. Variational Koopman models: Slow collective variables and molecular kinetics from short off-equilibrium simulations. *The Journal of Chemical Physics*, 146(15):154104, 2017.
- [49] A. Zygmund. *Trigonometric series*, volume 1. Cambridge University Press, 2002.