

The Robust Reading Competition Annotation and Evaluation Platform

Dimosthenis Karatzas, Lluís Gómez, Angelos Nicolaou, Marçal Rusiñol

Computer Vision Centre, Universitat Autònoma de Barcelona, Barcelona, Spain;
{dimos, lgomez, angelos, marcal}@cvc.uab.es

Abstract—The ICDAR Robust Reading Competition (RRC), initiated in 2003 and re-established in 2011, has become a de-facto evaluation standard for robust reading systems and algorithms. Concurrent with its second incarnation in 2011, a continuous effort started to develop an on-line framework to facilitate the hosting and management of competitions.

This paper outlines the Robust Reading Competition Annotation and Evaluation Platform, the backbone of the competitions. The RRC Annotation and Evaluation Platform is a modular framework, fully accessible through on-line interfaces. It comprises a collection of tools and services for managing all processes involved with defining and evaluating a research task, from dataset definition to annotation management, evaluation specification and results analysis.

Although the framework has been designed with robust reading research in mind, many of the provided tools are generic by design. All aspects of the RRC Annotation and Evaluation Framework are available for research use.

Keywords—robust reading, performance evaluation, online platform, data annotation, ground truthing;

I. INTRODUCTION

The Robust Reading Competition (RRC) series¹ addresses the need to quantify and track progress in the domain of text extraction from a variety of text containers like born-digital images, real scenes, and videos. The competition was initiated in 2003 by S.Lucas et al. [1] initially focusing only on scene text detection and recognition, and was later extended to include challenges on born-digital images [2], video sequences [3], and incidental scene text [4]. The 2017 edition of the Competition introduced five new challenges on: scene text detection and recognition based on the COCO-Text dataset [5]; text extraction from biomedical literature figures based on the DeText dataset [6]; video scene text localization and recognition on the Downtown Osaka Scene Text (DOST) dataset [7]; constrained real world end-to-end scene-text understanding based on the > 1M images French Street Name Signs (FSNS) dataset [8]; Multi-lingual scene text detection and script identification [9]; and information extraction in historical handwritten records [10].

To manage all the above Challenges and respond to the increasing demand, we have invested significant resources to the development of the RRC Annotation and Evaluation Platform, which is the backbone of the competition.

Our goals, while working on the RRC platform were (1) to define widely accepted, stable, public, evaluation standards for the international community, (2) to offer

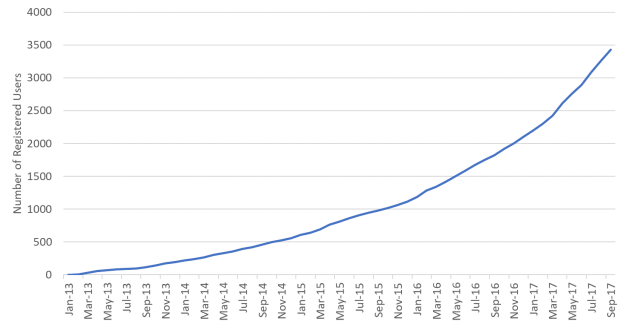


Figure 1. The evolution of registered users since.

open, qualitative and quantitative evaluation and analysis tools, and (3) to register the evolution of robust reading research, acting as a virtual archive for submitted results.

Supported by the evolving RRC platform, the competition has steadily grown, and the platform itself has been exposed to real-life stress. Over the past four years the RRC Web portal has received > 500,000 page views². At the time of writing, the competition portal has more than 4,100 registered users from more than 90 countries. The evolution of registered users has been exponential, currently receiving 10 new registration requests per day (see Figure 1).

Registered researchers have submitted to date more than 15,000 results that have been automatically evaluated on-line using the platform’s afforded functionality. In many cases, the Web portal is used as a research tool by researchers who log their progress by consistently evaluating and comparing their results to the state of the art. Consequently, the portal receives and evaluates on average 20 – 30 new submissions per day, while most of the evaluations are kept private by their authors as a private log. Out of the submitted methods, 553 have been made public. A summary of the submissions received by the time of writing is given in Table I.

Behind the scenes, the set of tools and services that constitute the RRC Annotation and Evaluation Platform is what has made it possible to scale in such a significant rate, and keep pace with new demands. This paper describes certain aspects of the platform, and indicates how different functionality is made available to researchers through a variety of software tools and interfaces.

¹<http://rrc.cvc.uab.es/>

²Measured with Google Analytics

Table I
NUMBER OF SUBMISSIONS TO THE DIFFERENT RRC CHALLENGES.

	Public Submissions	Private Submissions	Years Active
Born Digital	66	1,443	2011 - 2017
Focused Scene Text	155	7,228	2003 - 2017
Text in Video	18	436	2013 - 2017
Incidental Scene Text	122	2,571	2015 - 2017
COCO-Text	35	241	2017
FSNS	1	0	2017
DOST	14	0	2017
MLT	107	145	2017
DeText	20	76	2017
IEHHR	15	2	2017

Data valid on December 2017.

II. BACKGROUND

The need for reproducible research is a long standing challenge. Recently, workshops like RRPR 2016³ and OST 2017⁴ have highlighted the challenge, while European research policies on Open Science and Responsible Research and Innovation promote related actions. Achieving truly reproducible research is a multifaceted objective to which research communities as much as individuals have to commit to, and involves among others curating and publishing data, standardising evaluation schemes, sharing code, etc.

Open platforms that aim to facilitate one or more of these aspects are currently available, ranging from the EU's catch-all repository Zenodo⁵ to GitHub⁶ for code sharing and Kaggle⁷ for hosting research contests. Such platforms have witnessed a rapid growth and increased adoption by the research community over the past decade.

In the particular domain of document image analysis, open tools and platforms for research are a recurrent theme, including over the years attempts like the Pink Panther [11], TrueViz [12], PerfectDoc [13], PixLabeler [14], PETS [15] and Aletheia [16], [17], to mention just a few.

In terms of more generic frameworks, the Document Annotation and Exploitation (DAE)⁸ platform [18], [19] consists of a repository for document images, implementations of algorithms and their results when applied to data in the repository. DAE promotes the idea of algorithms as Web services. Notably, it has been running since 2010 and is the preferable archiving system for datasets of IAPR-TC10.

The more recent DIVAServices framework [20], is a retake on the DAE idea, using a RESTful Web service architecture.

The ScriptNet platform⁹, developed through the READ project, offers another framework for hosting competitions related to Handwritten Text Recognition and other Docu-

Table II
OVERVIEW OF FUNCTIONALITY BLOCKS OF THE RRC PLATFORM.

Dataset Management	Data import
	Specialised crawlers
Image Annotation	Annotation dashboard
	Annotation tools
	Quality control tools
Definition of Research Tasks	Definition of subsets
	Evaluation scripts
	Packaging and deployment
Evaluation and Visualisation of Results	User and submissions management
	Uploading of results and automatic evaluation
	Visualisation getting insight
	Downloadable, standalone evaluation interfaces

In bold the functionalities discussed in more detail in this paper.

ment Image Analysis areas, and has been used to date for organising six ICDAR and ICFHR competitions.

What makes the RRC platform stand out is probably its large-scale adoption by the international research community. It should also be noted, that contrary to other initiatives, it was not originally conceived as a fully-fledged platform, but it has evolved responding to the needs of a particular research community as we perceived them over the years [21]. As such, it started off as a very specific set of tools aimed to help competition organisers in the particular field of robust reading, and has evolved into a much more generic platform, with an open set of tools and interfaces, covering all necessities related to defining, evaluating and tracking performance on a given research task.

Still, we do not perceive the RRC platform as a contestant to other initiatives, but rather as a useful contribution to a growing ecosystem of solutions. The present paper aims to shed some light behind the scenes of the Robust Reading Competition, by offering details about the platform that supports it and certain insights gained through using it over the years.

III. THE RRC ANNOTATION AND EVALUATION PLATFORM

The RRC Annotation and Evaluation Platform, is a collection of tools and services, that aim to facilitate the generation and management of data, the annotation process, the definition of performance evaluation metrics for different research tasks and the visualisation and analysis of results. All on-line software tools are implemented as HTML5 interfaces, while specialised processing (e.g. the calculation of performance evaluation metrics) is based on Python and takes place on the server side. A summary of key functionalities of the platform is given in Table II.

A. Dataset Management

Datasets of images can be managed through Web interfaces supporting the direct uploading of images to the

³1st Int. W. on Reproducible Research in Pattern Recognition

⁴1st Int. W. on Open Services and Tools for Document Analysis

⁵<http://zenodo.org>

⁶<https://github.com/>

⁷<https://www.kaggle.com/>

⁸<http://dae.cse.lehigh.edu/DAE/>

⁹<https://scriptnet.iit.demokritos.gr/competitions/>

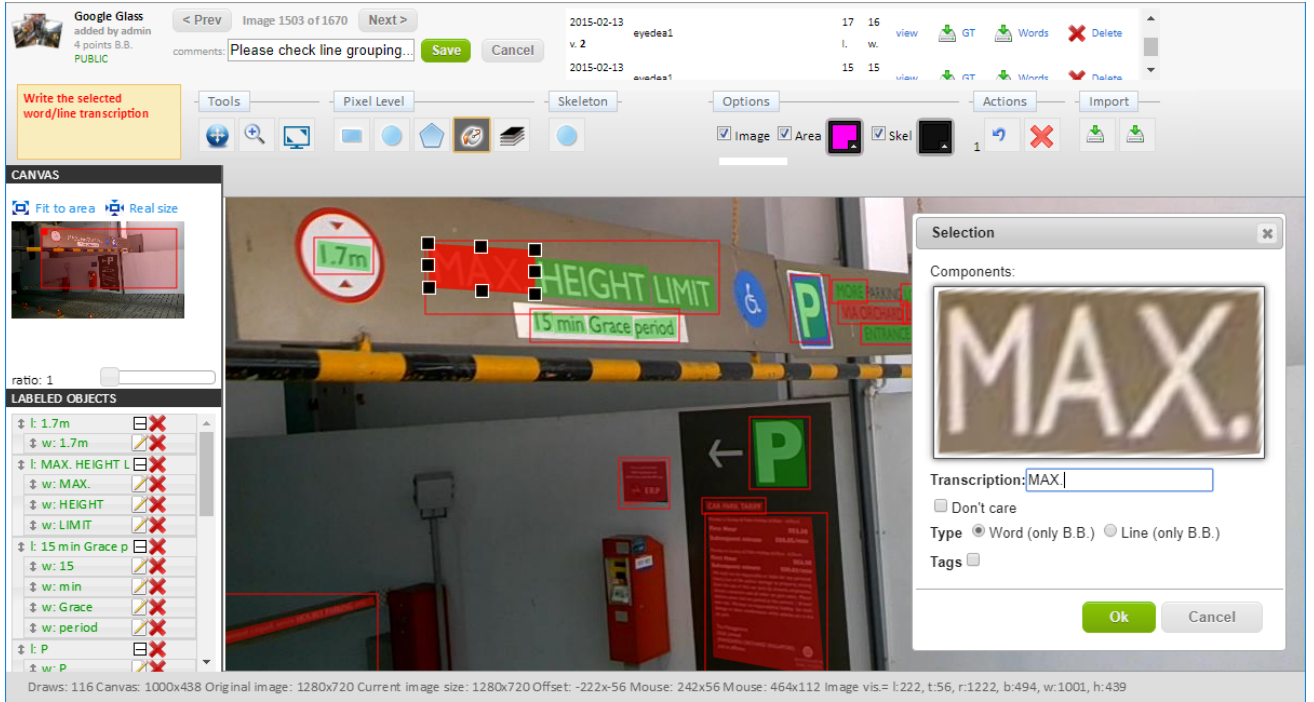


Figure 4. Screenshot of one of the Web-based annotation tools. When defining 4-point quadrilateral bounding boxes annotators are shown a real time preview of a rectified version of the region being defined.

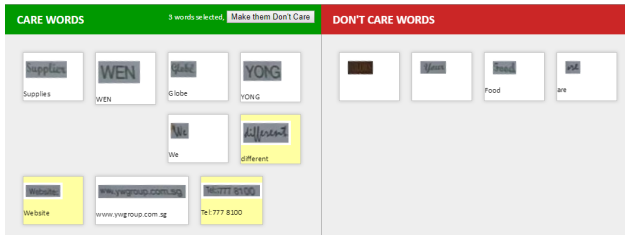


Figure 5. Drag-and-drop interface for validating do not care words at the image level.

care and *care* sides (see Figure 5). This ensures per-image consistency of the annotations. At a later stage, a second-pass verification process is introduced through an interface that displays words of the whole dataset individually, out of context and in random order to be verified on their own. This has been shown to eliminate the inherent bias of annotators to use surrounding textual or visual context to guess the transcription (see Figure 6).

C. Definition of Research Tasks

The competition is structured in challenges and research tasks. Challenges correspond to specific datasets, representing different domains such as born-digital images, real-scene images or videos obtained in different scenarios, etc, while research tasks (e.g. text localisation, text recognition, script identification, end-to-end reading, etc) are defined for each of these challenges. The units of evaluation are the research tasks. Two key aspects define the process of evaluation of a research method over a particular research task: the data and the evaluation script to be used.



Figure 6. *Do not care* regions appear in red, normal regions appear in green. In the example, words have gone through a second-stage verifications where their readability was judged individually to eliminate any annotation bias introduced by contextual information (e.g. words that can be guessed to say “food” due to the visual context, or “are” due to textual context were judged as unreadable when seen individually).

As mentioned before, datasets can be fully dealt with within the framework. It is nevertheless quite often nowadays that datasets and annotations have been obtained in various different or complementary ways (e.g. crowd-sourcing). The RRC platform supports defining a research task based on either internally curated data or directly linking to externally provided annotations.

The evaluation scripts are the key elements through which the submitted files (e.g. word detections produced by a method), are processed and compared against the ground truth annotations producing evaluation results. Evaluation results are produced in terms of overall metrics over the whole dataset, but can be also optionally produced

at a per-sample level, which enables further analysis and visualisation of results.

In addition, the evaluation scripts perform other auxiliary functions such as validating an input file against the expected format (a process used by the Web portal to early reject submissions and inform authors of problems). All evaluation scripts are currently written in Python. Apart from the on-line evaluation interface, all evaluation scripts are available to download through the RRC web portal, and can be used from the command prompt.

A graphical user interface accessible through the RRC portal permits linking together the different aspects that comprise a research task (data files, evaluation and visualisation scripts), and generates the submission forms and results visualisation pages of the on-line competition portal, as well as stand-alone versions of the Web interfaces that can be used off-line (see next section). Note that multiple evaluations can be defined in parallel for the same task (e.g. a text localisation task can be evaluated using an Intersection-over-Union scheme or a more classic DetEval type evaluation).

Evaluation is then managed on the server side by launching separate services for each evaluation task that needs to be performed. The services automatically look for new submissions to evaluate and produce results in designated places. This permits us to launch a variable number of instances of the evaluation service dedicated to a specific task, on the same or different servers, resulting in a neat mechanism of achieving balancing and horizontal scalability.

D. Evaluation and Visualisation of Results

The on-line portal permits users to upload the results of their methods against a public validation / test dataset and obtain evaluation results on-line. Apart from ranked tables of quantitative results of submitted methods, users can explore per sample visualisations of their results along with insights about the intermediate evaluation steps, as seen in Figure 7. Through the same interface users can hot-swap between different submitted methods to easily compare behaviours.

All the evaluation and visualisation functionality can also be used off-line. As part of the research task deployment process described before, a downloadable version of a mini-Web portal is also produced, which packs together a standalone Web server along with all data files and evaluation scripts necessary to reproduce the evaluation and visualisation functionality off-line. Figure 8 shows the home page of the standalone server for the text localisation task of the DeText challenge, running on the local host.

IV. CONCLUSION

The RRC Annotation and Evaluation Platform is the backbone of the Robust Reading Competition’s on-line portal. It comprises a number of tools and interfaces that are available for research use. The goal of this paper is to raise awareness about the availability of these tools, as well as to share insights and best-practices based on our experience with organising the RRC over the past 7 years.

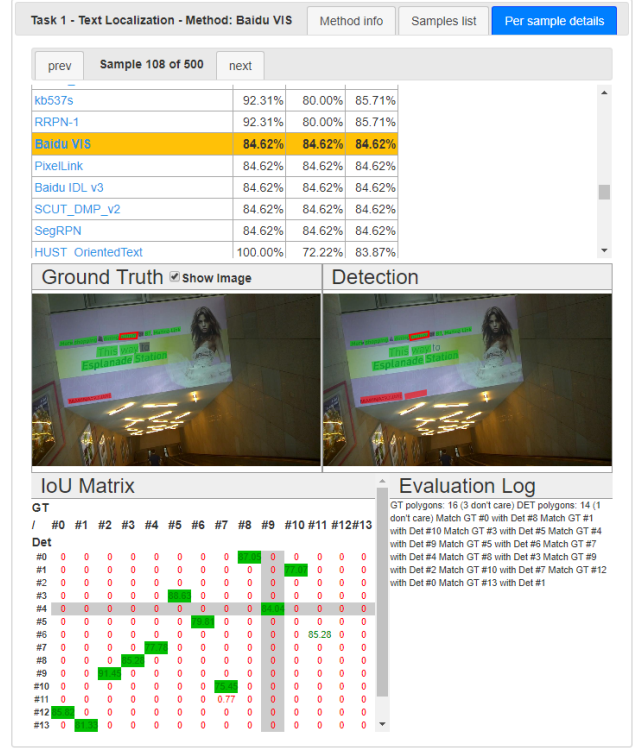


Figure 7. Per-image results interface for text localisation.

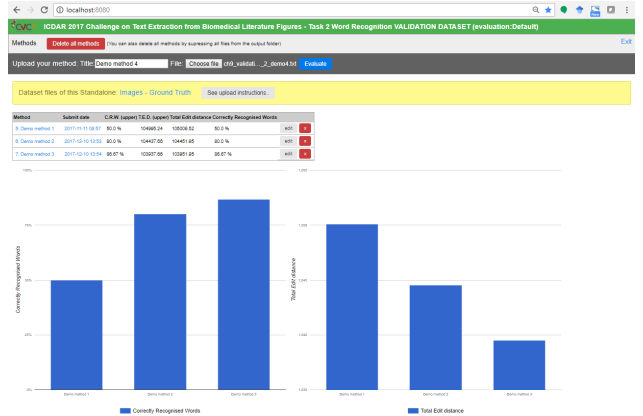


Figure 8. View of the home page of the standalone Web interface, running locally.

The evaluation and visualisation functionalities of the portal are available on-line¹⁰, and currently being used by thousands of researchers. In parallel, the whole Web portal functionality along with evaluation scripts is available to download and use off-line through standalone implementations. Access to the latest data management and annotation interfaces is possible for research purposes through the RRC portal by contacting the authors requesting access, while a limited functionality (2014 version) of the annotation tools is available to download and use off-line¹¹.

We are continuously working on new functionality. The next key changes will be related to methods’ metadata

¹⁰<http://rrc.cvc.uab.es>

¹¹<http://www.cvc.uab.es/aape/>

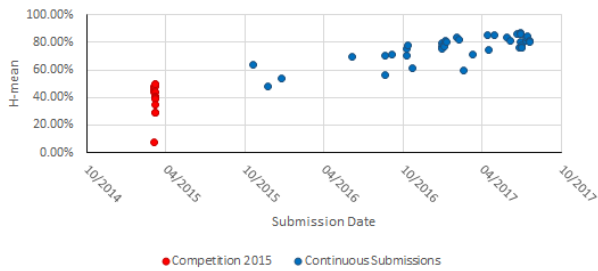


Figure 9. Evolution of performance for the text localisation task on the incidental scene text challenge over time.

and the versioning system of the platform. One of our ambitions is to be able to produce meaningful real-time insights on the evolution of the state of the art, based on the information collected over time (see for example Figure 9). We hope that the tools currently offered (on-line private submissions and off-line standalone Web interface) should already help individual researchers to track their progress.

ACKNOWLEDGEMENTS

This work is supported by Spanish projects TIN2014-52072-P, TIN2017-89779-P and the CERCA Programme / Generalitat de Catalunya.

REFERENCES

- [1] S. M. Lucas, A. Panaretos, L. Sosa, A. Tang, S. Wong, and R. Young, “ICDAR 2003 Robust Reading Competitions,” in *Proceedings of the Int. Conference on Document Analysis and Recognition (ICDAR)*. IEEE, 2003, pp. 682–687.
- [2] D. Karatzas, S. R. Mestre, J. Mas, F. Nourbakhsh, and P. P. Roy, “ICDAR 2011 Robust Reading Competition-challenge 1: reading text in born-digital images (web and email),” in *Proceedings of the Int. Conference on Document Analysis and Recognition (ICDAR)*. IEEE, 2011, pp. 1485–1490.
- [3] D. Karatzas, F. Shafait, S. Uchida, M. Iwamura, L. G. i Bigorda, S. R. Mestre, J. Mas, D. F. Mota, J. A. Almazan, and L. P. de las Heras, “ICDAR 2013 Robust Reading Competition,” in *Proceedings of the International Conference on Document Analysis and Recognition (ICDAR)*. IEEE, 2013, pp. 1484–1493.
- [4] D. Karatzas, L. Gomez-Bigorda, A. Nicolaou, S. Ghosh, A. Bagdanov, M. Iwamura, J. Matas, L. Neumann, V. R. Chandrasekhar, S. Lu *et al.*, “ICDAR 2015 competition on Robust Reading,” in *Proceedings of the International Conference on Document Analysis and Recognition (ICDAR)*. IEEE, 2015, pp. 1156–1160.
- [5] R. Gomez, B. Shi, L. Gomez, L. Neumann, A. Veit, J. Matas, S. Belongie, and D. Karatzas, “ICDAR2017 Robust Reading Challenge on COCO-Text,” in *Document Analysis and Recognition (ICDAR), 2017 14th International Conference on*. IEEE, 2017.
- [6] C. Yang, X.-C. Yin, H. Yuz, D. Karatzas, and Y. Cao, “ICDAR2017 robust reading challenge on text extraction from biomedical literature figures (DeTEXT),” in *Document Analysis and Recognition (ICDAR), 2017 14th International Conference on*. IEEE, 2017.
- [7] M. Iwamura, N. Morimoto, K. Tainaka, D. Bazazian, L. Gomez, and D. Karatzas, “ICDAR2017 Robust Reading Challenge on omnidirectional video,” in *Document Analysis and Recognition (ICDAR), 2017 14th International Conference on*. IEEE, 2017.
- [8] R. Smith, C. Gu, D.-S. Lee, H. Hu, R. Unnikrishnan, J. Ibarz, S. Arnoud, and S. Lin, “End-to-end interpretation of the French Street Name Signs dataset,” in *Proceedings of the European Conference on Computer Vision (ECCV)*. Springer, 2016, pp. 411–426.
- [9] N. Nayef, F. Yin, I. Bizid, H. Choi, Y. Feng, D. Karatzas, Z. Luo, U. Pal, C. Rigaud, J. Chazalon, W. Khelif, M. L. Muzzamil, J.-C. Burie, C.-I. Liu, and J.-M. Ogier, “ICDAR2017 Robust Reading Challenge on multi-lingual scene text detection and script identification – RRC-MLT,” in *Document Analysis and Recognition (ICDAR), 2017 14th International Conference on*. IEEE, 2017.
- [10] A. Fornés, V. Romero, A. Bar, J. I. Toledo, J. A. Sánchez, E. Vidal, and J. Lladós, “ICDAR2017 competition on information extraction in historical handwritten records,” in *Document Analysis and Recognition (ICDAR), 2017 14th International Conference on*. IEEE, 2017.
- [11] B. A. Yanikoglu and L. Vincent, “Pink Panther: a complete environment for ground-truthing and benchmarking document page segmentation,” *Pattern Recognition*, vol. 31, no. 9, pp. 1191–1204, 1998.
- [12] C. H. Lee and T. Kanungo, “The architecture of trueviz: A groundtruth/metadata editing and visualizing toolkit,” *Pattern recognition*, vol. 36, no. 3, pp. 811–825, 2003.
- [13] S. Yacoub, V. Saxena, and S. N. Sami, “Perfectdoc: A ground truthing environment for complex documents,” in *Document Analysis and Recognition (ICDAR), 2005 8th International Conference on*. IEEE, 2005, pp. 452–456.
- [14] E. Saund, J. Lin, and P. Sarkar, “Pixlabeler: User interface for pixel-level labeling of elements in document images,” in *Document Analysis and Recognition (ICDAR), 2009 10th International Conference on*. IEEE, 2009, pp. 646–650.
- [15] W. Seo, M. Agrawal, and D. Doermann, “Performance evaluation tools for zone segmentation and classification (PETS),” in *Pattern Recognition (ICPR), 2010 20th International Conference on*. IEEE, 2010, pp. 503–506.
- [16] C. Clausner, S. Pletschacher, and A. Antonacopoulos, “Aletheia – an advanced document layout and text ground-truthing system for production environments,” in *Document Analysis and Recognition (ICDAR), 2011 International Conference on*. IEEE, 2011, pp. 48–52.
- [17] A. Antonacopoulos, D. Karatzas, and D. Bridson, “Ground truth for layout analysis performance evaluation,” in *International Workshop on Document Analysis Systems*. Springer, 2006, pp. 302–311.
- [18] B. Lamiroy and D. Lopresti, “The non-geek’s guide to the DAE platform,” in *Document Analysis Systems (DAS), 2012 10th IAPR International Workshop on*. IEEE, 2012, pp. 27–32.
- [19] B. Lamiroy and D. P. Lopresti, “The DAE platform: a framework for reproducible research in document image analysis,” in *International Workshop on Reproducible Research in Pattern Recognition*. Springer, 2016, pp. 17–29.
- [20] M. Würsch, R. Ingold, and M. Liwicki, “DivaServices – a RESTful web service for document image analysis methods,” *Digital Scholarship in the Humanities*, vol. 32, no. 1, pp. i150–i156, 2016.
- [21] D. Karatzas, S. Robles, and L. Gomez, “An on-line platform for ground truthing and performance evaluation of text extraction systems,” in *International Workshop on Document Analysis Systems (DAS), 2014*, pp. 242–246.