

TDHF investigations of the U+U quasifission process*

A.S. UMAR

Department of Physics and Astronomy, Vanderbilt University, Nashville, TN,
37235, USA

C. SIMENEL

Department of Nuclear Physics, RSPE, The Australian National University, ACT
2601, Australia

The use of actinide collisions have been suggested as a way to produce neutron rich isotopes of high Z nuclei. The collision dynamics of these reactions can be studied using unrestricted time-dependent Hartree-Fock (TDHF) calculations. Here, we report on the recent studies of quasifission for the $^{238}\text{U}+^{238}\text{U}$ system.

PACS numbers: 25.70.-z, 21.60.Jz, 27.90.+b, 25.70.Jj

1. Introduction

The synthesis of superheavy elements (SHE) is one of the most exciting and challenging tasks in nuclear physics [1]. Nuclear density functional theories predict a superheavy island of stability as a result of quantum mechanical shell closures [2, 3, 4, 5]. Two approaches have been employed for the synthesis of SHE. In the so called *cold fusion* reactions, closed shell nuclei, such as ^{208}Pb (or ^{209}Bi) are used as targets with projectile beams ranging from chromium to zinc. These experiments were able to produce neutron-rich isotopes of elements with $Z = 107 - 112$ [6, 7, 8]. The choice of target and the low beam energies minimized the excitation energy for these reactions, thus increasing the probability for evaporation residue formation by reducing other reaction processes such as quasifission and fusion-fission. As the limits of SHE formation have been reached in cold fusion reactions, an alternate approach, the *hot fusion* reactions, was embarked in search for

* Presented at the XXXV Mazurian Lakes Conference on Physics, Piaski, Poland, September 3-9, 2017

higher Z SHE. In these reactions actinide targets were used with mainly a ^{48}Ca beam. Despite of the higher excitation energy, isotopes of elements $Z = 113 - 118$ were created [9, 10]. In all these reactions the evaporation residue cross-section is dramatically reduced due to the quasifission (QF) and fusion-fission (FF) processes. Quasifission occurs at a much shorter time-scale than fusion-fission [11]. Consequently, quasifission is the primary reaction mechanism that limits the formation of superheavy nuclei. Studies have also shown a strong impact of the entrance channel characteristics, including deformation [12, 13, 14, 15, 16, 17] and shell structure [18] of the reactants. The later stages of the dynamics are also impacted by the fissility of the total system [19, 20], its neutron richness [21], and by shell effects in the exit channel [22]. A number of models have been developed that describe the quasifission in terms of multi-nucleon transfer process [23, 24, 25, 26]. Recently, time-dependent Hartree-Fock (TDHF) calculations have proven to be an excellent tool for studying QF dynamics, and its particular mass-angle distributions and fragment TKEs [22, 17, 21, 27, 28, 29].

Recently, actinide-actinide collisions have been suggested as a possible reaction mechanism to obtain neutron-rich isotopes of high Z nuclei as well as a possible means to search for SHE. The investigation of actinide-actinide collisions have a rich history with various model studies, including the dinuclear system model (DNS) model [30], relativistic mean-field (RMF) and Skyrme HF studies [31], reduced density-matrix formalism [32], quantum molecular dynamics (QMD) [33] and improved quantum molecular dynamics (ImQMD) [34, 26] calculations, as well as TDHF studies [35, 36, 37, 38]. In this proceeding we present some of our recent results for the $^{238}\text{U}+^{238}\text{U}$ system.

Frozen Hartree-Fock [39, 40] calculations of potential between two ^{238}U exhibit a barrier [38]. However, this method neglects Pauli repulsion which increases with the mass of the nuclei [41], as well as effects of transfer which affect this potential dynamically [42, 43, 44, 45]. In addition, constrained HFB calculation of the fission path for the compound $^{238}\text{U}+^{238}\text{U}$ system shows no fission barrier, indicating that the system is only expected to live for a short time. Early TDHF calculations for this system (which used a plane of symmetry to save computational time) indeed indicated a maximum contact time of the order of ~ 4 zs [36], in agreement with QMD simulations [34]. Nevertheless, this time is long enough to enable significant transfer between the fragments, e.g., via an “inverse quasifission” mechanisms [37]. The purpose of the present work is to study the characteristics of the fragments formed in $^{238}\text{U}+^{238}\text{U}$ using a TDHF code without spatial symmetries.

A brief introduction to the theoretical framework is provided in section 2, followed by a presentation and discussion of the results in section 3.

Conclusions are drawn in section 4.

2. Formalism: TDHF and DC-TDHF

The TDHF theory allows us to study a large variety of phenomena observed in low energy nuclear physics [38, 46]. In particular, studies of nuclear reactions in the vicinity of the Coulomb barrier, such as fusion, deep-inelastic reactions and transfer, and dynamics of quasifission [22, 17, 47, 27, 48] have been recently performed.

The TDHF equations for the single-particle wave functions

$$h(\{\phi_\mu\}) \phi_\lambda(r, t) = i\hbar \frac{\partial}{\partial t} \phi_\lambda(r, t) \quad (\lambda = 1, \dots, A), \quad (1)$$

can be derived from a time-dependent variational principle employing the same energy density functionals used in nuclear structure calculations. The study of dynamics contains no additional parameters. The main approximation in TDHF is that the many-body wave function is assumed to be a single time-dependent Slater determinant at all times. It describes the time-evolution of the single-particle wave functions in a mean-field corresponding to the dominant reaction channel. During the past decade it has become numerically feasible to perform TDHF calculations on a 3D Cartesian grid without any symmetry restrictions and with much more accurate numerical methods [49, 50]. Furthermore, the quality of effective interactions has been substantially improved [51, 52, 53].

Recently, a new approach called the density constrained TDHF [54] (DC-TDHF) was developed that facilitates the extraction of ion-ion interaction barriers as well as the excitation energies [55] of the reaction products. This approach is also used to calculate capture cross-sections and excitation energy of QF fragments, as well as the dynamics of shape evolution during QF process [56, 17, 28, 47].

3. Results

In this proceeding, we focus on the reaction $^{238}\text{U} + ^{238}\text{U}$. In our TDHF calculations we used the Skyrme SLy4 energy density functional [51] including all of the relevant time-odd terms in the mean-field Hamiltonian. The reason for using SLy4 was due to the availability of the pairing force parameters for this force, suitable for our code. To describe these reactions with a high degree of accuracy, the shapes of the individual nuclei must be correctly reproduced by the mean-field theory. In some cases, it is necessary to include BCS pairing which increases the number of single-particle levels that must be taken into account by about 50%. It turns out that including BCS pairing for the neutrons in ^{238}U (using fixed partial occupations)

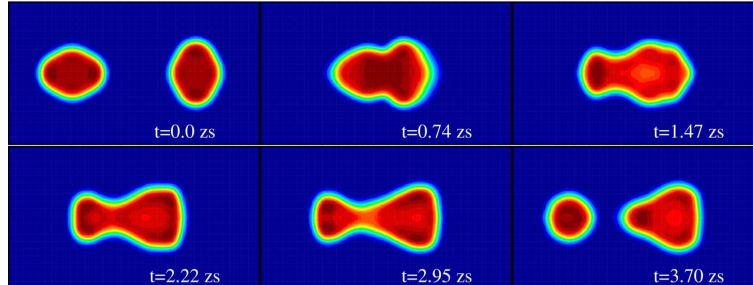


Fig. 1. Quasifission in a central collision of $^{238}\text{U}+^{238}\text{U}$ at $E_{\text{c.m.}} = 1350$ MeV. The initial orientation of the deformed nuclei is "tip-side". Shown is a contour plot of the time evolution of the mass density. Time increases from left to right and top to bottom. The heavy fragment in the exit channel has average charge $Z \simeq 124$ and mass $A \simeq 325$.

in the TDHF runs produces high quality axially symmetric nuclear shapes with prolate quadrupole and hexadecapole deformations.

Numerically, we proceed as follows: First we generate very well-converged static HF-BCS wave functions for the two nuclei on a 3D Cartesian grid. For most runs, we used a lattice with $70 \times 40 \times 40$ grid points in x, y, z directions, with an initial separation of the two nuclei of $R = 34$ fm. To test the numerical accuracy, we also carried out one run on a substantially larger lattice with $90 \times 60 \times 60$ grid points in x, y, z directions, with an initial separation of the two nuclei of $R = 40$ fm. Note that, although Coulomb reorientation of the deformed nuclei could in principle happen before this initial distance, it is only expected to be significant with a light deformed nucleus on a heavy collision partner [57] and can therefore be neglected here.

In the second step, we apply a boost operator to the single-particle wave functions. The time-propagation is carried out using a Taylor series expansion (up to orders 10–12) of the unitary mean-field propagator, with a time step $\Delta t = 0.4$ fm/c. For very heavy systems such as $^{238}\text{U}+^{238}\text{U}$, the TDHF calculations of QF require very long CPU times (due to long reaction time): a single TDHF run at fixed $E_{\text{c.m.}}$ energy and zero impact parameter takes about 2 weeks of CPU time on a 16-processor LINUX workstation. A total CPU time of about 6 months was required for all of the calculations presented in this contribution. In Fig. 1 we show an example contour plot of the mass density in the x - z plane as a function of time for the central collision of the $^{238}\text{U}+^{238}\text{U}$ system at $E_{\text{c.m.}} = 1350$ MeV and initial tip-side orientation.

We define the contact time for QF as the time interval between the time t_1 when the two nuclear surfaces (defined as isodensities with half the

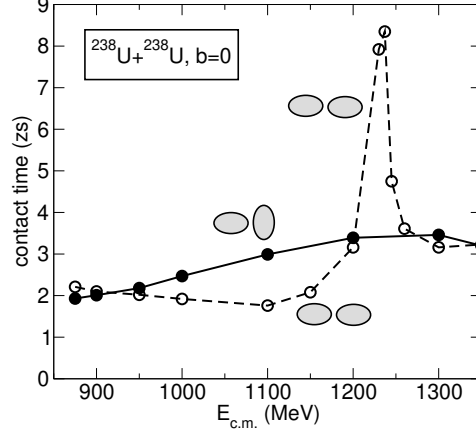


Fig. 2. Nuclear contact time for central collisions of $^{238}\text{U}+^{238}\text{U}$ as a function of center-of-mass energy. Results are shown for two initial orientations of the deformed nuclei: "tip-side" and "tip-tip".

saturation density $\rho_0/2 = 0.08 \text{ fm}^{-3}$) first merge into a single surface and the time t_2 when the surface splits up again. Figure 2 shows the contact time as a function of center-of-mass energy for central collisions of the $^{238}\text{U}+^{238}\text{U}$ system, for both tip-tip and tip-side orientations. We observe that the tip-side collisions generally have a longer contact time, which is expected since the two nuclei can reach a more compact initial shape, which increases the lifetime of the composite system. This trend seems to break down at high enough energy, e.g. around $E_{c.m.} = 1230 \text{ MeV}$, at which point tip-tip collisions also start to have significant density overlap. However, at higher energies the contact time is again reduced. This unusual increase of contact time for tip-tip collisions around 1237 MeV can be attributed to the energy dependence of the dynamically changing shell effects and the breaking of the initial symmetry by the code. The TDHF program does not contain any symmetries and therefore for processes involving long-time scales it can break the symmetry if it is energetically favorable [58]. For the lower energy central tip-tip collisions we sometimes get ternary quasifission with a light neutron rich fragment in the middle and two large fragments on each side. This was also seen in earlier TDHF calculations with a plane of symmetry [36]. This behavior changes as we increase the beam energy. In Figs. 3-6 we see samples of the energy dependence of the central tip-tip collisions of $^{238}\text{U}+^{238}\text{U}$. Figure 3 corresponds to the lowest energy collision at $E_{c.m.} = 875 \text{ MeV}$. In this case exit channel contains three fragments, with a small central fragment with charge $Z \simeq 7$ and mass $A \simeq 18$. The light fragments left at the center for these lower energy collisions can be

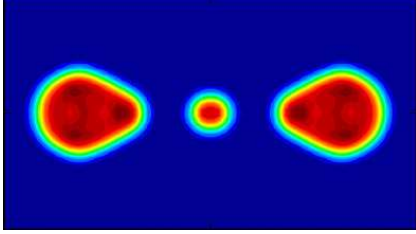


Fig. 3. Exit channel mass density distribution for the central tip-tip collision of $^{238}\text{U}+^{238}\text{U}$ at $E_{\text{c.m.}} = 875$ MeV. Fragment in the middle has charge $Z \simeq 7$ and mass $A \simeq 18$.

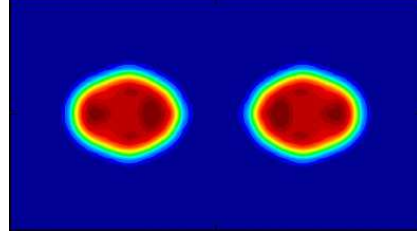


Fig. 4. Exit channel mass density distribution for central tip-tip collision of $^{238}\text{U}+^{238}\text{U}$ at $E_{\text{c.m.}} = 1100$ MeV. Two equal fragments of ^{238}U are observed.

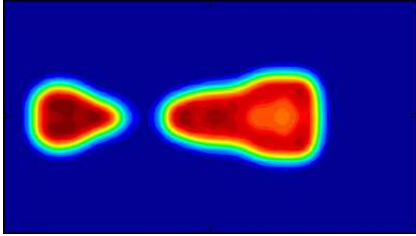


Fig. 5. Exit channel mass density distribution for central tip-tip collision of $^{238}\text{U}+^{238}\text{U}$ at $E_{\text{c.m.}} = 1237$ MeV. The heavy fragment has $Z \simeq 134$ and $A \simeq 353$.

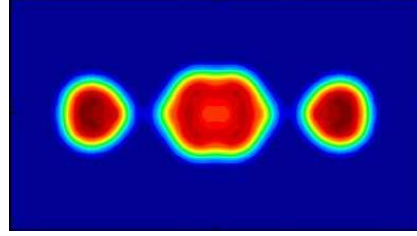


Fig. 6. Exit channel mass density distribution for central tip-tip collision of $^{238}\text{U}+^{238}\text{U}$ at $E_{\text{c.m.}} = 1300$ MeV. Three fragments are observed with middle fragment $Z \simeq 103$ and $A \simeq 274$.

attributed to physics of neck fragmentation [36]. At the higher energy of $E_{\text{c.m.}} = 1100$ MeV we again end up with essentially two excited ^{238}U nuclei in the exit channel as shown in Fig. 4. The two fragment exit channel continues until the collision energy of $E_{\text{c.m.}} = 1237$ MeV. At this energy the contact time peaks as shown in Fig. 2. The heavy fragment in the exit channel has charge $Z \simeq 134$ and mass $A \simeq 353$, as shown in Fig. 5. We have done three calculations in the energy interval $E_{\text{c.m.}} = 1230 - 1243$ MeV to confirm the unexpected peak in the contact time for tip-tip collisions, shown in Fig. 2. At the highest energy of $E_{\text{c.m.}} = 1300$ MeV we again have ternary quasifission but in this case the middle fragment is the heaviest one with charge $Z \simeq 103$ and mass $A \simeq 274$, as shown in Fig. 6. These results are also in good agreement with the earlier findings from TDHF with a plane of symmetry [36]. The summary of all of our results for the central tip-tip collisions are shown in Fig. 7 as a function of $E_{\text{c.m.}}$.

We next discuss the energy dependence of the central tip-side collisions.

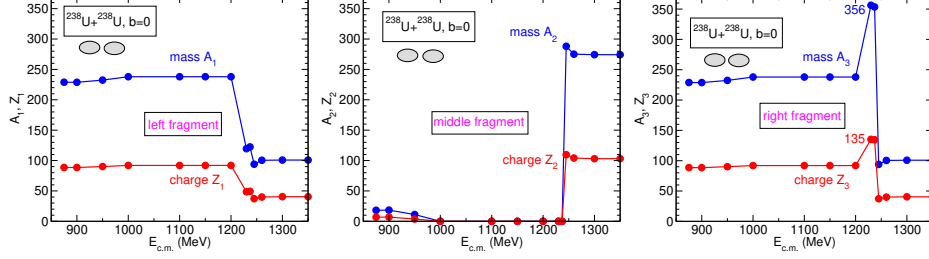


Fig. 7. Mass and charge of the left fragment, middle fragment (if any) and right fragment as a function of $E_{c.m.}$ for central collisions of $^{238}\text{U}+^{238}\text{U}$. The initial orientation of the deformed nuclei is "tip-tip".

As we have seen in Fig. 2 the contact time varies slightly over the entire energy range studied here. From Fig. 8 we observe that the mass and charge transfer to the heavy fragment are roughly proportional to the nuclear contact time. Until about $E_{c.m.} = 1100$ MeV the heavy fragment stays in the range $Z = 98 - 101$ and $A = 252 - 260$. At higher energy there is a steady increase in the charge and mass of the heavy fragment. At the highest energy of $E_{c.m.} = 1350$ MeV we observe two fragments in the exit channel with the heavy fragment having charge $Z = 124$ and mass $A = 325$. The corresponding mass density plot was shown in the last frame of Fig. 1. We

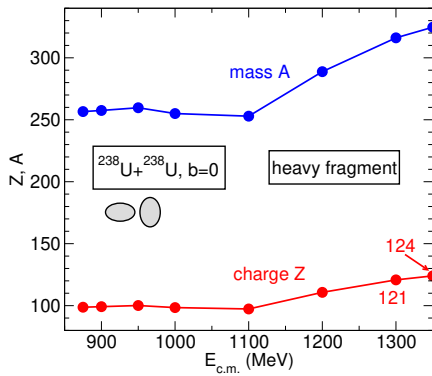


Fig. 8. Mass and charge of the heavy fragment as a function of $E_{c.m.}$ for central collisions of $^{238}\text{U}+^{238}\text{U}$. The initial orientation of the deformed nuclei is "tip-side".

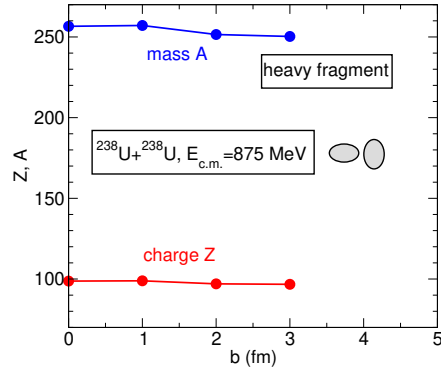


Fig. 9. Mass and charge of the heavy fragment as a function of impact parameter b for $^{238}\text{U}+^{238}\text{U}$ collisions at $E_{c.m.} = 875$ MeV. The initial orientation of the deformed nuclei is "tip-side".

have also examined the impact parameter dependence for the lowest energy $E_{c.m.} = 875$ MeV as shown in Fig. 9. At this energy the trend is very smooth

up to an impact parameter of $b = 3$ fm. After that we essentially get two excited ^{238}U nuclei in the exit channel.

One of the questions to be asked in the light of these results is the excitation energy of the outgoing fragments since this would indicate the survival probability of the fragments to fission. We have calculated few excitation energies for the tip-side collision and one for the tip-tip collision. We are unable to compute the excitation energy in the case of ternary quasifission due to technical issues. In Fig. 10 we show these excitation energy of the heavy fragment. While, at lower beam energies the excitation energy is relatively small there is almost a linear increase of excitation energy with increasing c.m. energy. In cases where high- Z and high- A fragments are obtained the excitation energy is in the hundreds of MeV, thus challenging the likelihood of survival for these fragments.

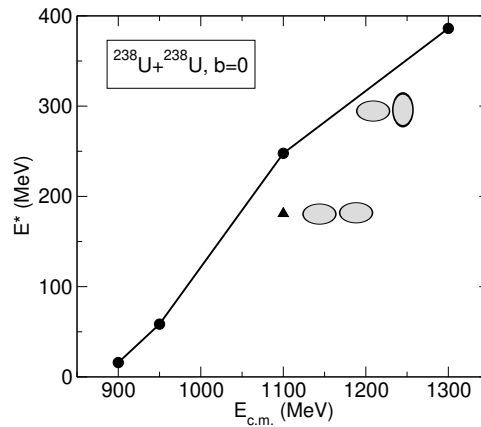


Fig.10. Excitation energy of the heavy-fragment for the central collisions of $^{238}\text{U}+^{238}\text{U}$ as a function of center-of-mass energy. Results are shown for two initial orientations of the deformed nuclei: "tip-side" and "tip-tip".

4. Conclusions

We have performed TDHF calculations for the $^{238}\text{U}+^{238}\text{U}$ system as a function of c.m. energy for central collisions and in one case as a function of impact parameter. At lower energies, that are in the range of current experimental studies, TDHF results do not show high- Z and high- A fragments but rather the possibility of producing neutron rich lighter elements. At higher energies some high- Z and high- A primary fragments are observed. However, the large excitation energies associated with these fragments makes their survival probabilities very low. On the other hand formation of neutron rich isotopes of high- Z nuclei may be possible. This particular study

has limited results for impact parameter dependence of these collisions as well as collisions involving arbitrary orientations of the two deformed ^{238}U nuclei. Nevertheless, this study indicates that these collisions may serve as a means to produce neutron rich isotopes. Further calculations will be done to examine this point. Beyond mean-field techniques [59, 60] could also be applied to obtain fragment mass and kinetic energy distributions as it was recently done [38, 61, 62]. In addition, it would be interesting to investigate the distribution of cold fragments by coupling TDHF with a statistical decay code [63, 64].

Acknowledgments

This work has been supported by the U.S. Department of Energy under grant No. DE-SC0013847 with Vanderbilt University and by the Australian Research Council Grant Nos. FL110100098, FT120100760, DP160101254.

REFERENCES

- [1] Christoph E. Düllmann, Rolf-Dietmar Herzberg, Witold Nazarewicz, Yuri Oganessian, Nucl. Phys. A **944**, 1 (2015), Special Issue on Superheavy Elements.
- [2] M. Bender, K. Rutz, P.-G. Reinhard, J. A. Maruhn, W. Greiner, Phys. Rev. C **60**, 034304 (1999).
- [3] W. Nazarewicz, M. Bender, S. Ćwiok, P.H. Heenen, A.T. Kruppa, P.-G. Reinhard, T. Vertse, Nucl. Phys. A **701**, 165 (2002).
- [4] S. Ćwiok, P.-H. Heenen, W. Nazarewicz, Nature **433**, 705 (2005).
- [5] J. C. Pei, W. Nazarewicz, J. A. Sheikh, A. K. Kerman, Phys. Rev. Lett. **102**, 192501 (2009).
- [6] S. Hofmann, F. P. Heßberger, D. Ackermann, G. Münzenberg, S. Antalic, P. Cagarda, B. Kindler, J. Kojouharova, M. Leino, B. Lommel, R. Mann, A. G. Popeko, S. Reshitko, S. Šaro, J. Uusitalo, A. V. Yeremin, Eur. Phys. J. A **14**, 147 (2002).
- [7] G. Münzenberg, K. Morita, Nucl. Phys. A **944**, 3 (2015).
- [8] Kosuke Morita, Nucl. Phys. A **944**, 30 (2015).
- [9] Yu. Ts. Oganessian, V. K. Utyonkov, Nucl. Phys. A **944**, 62 (2015).
- [10] J. B. Roberto, C. W. Alexander, R. A. Boll, J. D. Burns, J. G. Ezold, L. K. Felker, S. L. Hogle, K. P. Rykaczewski, Nucl. Phys. A **944**, 99 (2015).
- [11] R. du Rietz, D. J. Hinde, M. Dasgupta, R. G. Thomas, L. R. Gasques, M. Evers, N. Lobanov, A. Wakhle, Phys. Rev. Lett. **106**, 052701 (2011).
- [12] D. J. Hinde, M. Dasgupta, J. R. Leigh, J. P. Lestone, J. C. Mein, C. R. Morton, J. O. Newton, H. Timmers, Phys. Rev. Lett. **74**, 1295 (1995).

- [13] D. J. Hinde, M. Dasgupta, J. R. Leigh, J. C. Mein, C. R. Morton, J. O. Newton, H. Timmers, *Phys. Rev. C* **53**, 1290 (1996).
- [14] A. S. Umar, V. E. Oberacker, *Phys. Rev. C* **74**, 061601 (2006).
- [15] D. J. Hinde, R. G. Thomas, R. du Rietz, A. Diaz-Torres, M. Dasgupta, M. L. Brown, M. Evers, L. R. Gasques, R. Rafiei, M. D. Rodriguez, *Phys. Rev. Lett.* **100**, 202701 (2008).
- [16] K. Nishio, H. Ikezoe, S. Mitsuoka, I. Nishinaka, Y. Nagame, Y. Watanabe, T. Ohtsuki, K. Hirose, S. Hofmann, *Phys. Rev. C* **77**, 064607 (2008).
- [17] V. E. Oberacker, A. S. Umar, C. Simenel, *Phys. Rev. C* **90**, 054605 (2014).
- [18] C. Simenel, D. J. Hinde, R. du Rietz, M. Dasgupta, M. Evers, C. J. Lin, D. H. Luong, A. Wakhle, *Phys. Lett. B* **710**, 607 (2012).
- [19] C. J. Lin, R. du Rietz, D. J. Hinde, M. Dasgupta, R. G. Thomas, M. L. Brown, M. Evers, L. R. Gasques, M. D. Rodriguez, *Phys. Rev. C* **85**, 014611 (2012).
- [20] R. du Rietz, E. Williams, D. J. Hinde, M. Dasgupta, M. Evers, C. J. Lin, D. H. Luong, C. Simenel, A. Wakhle, *Phys. Rev. C* **88**, 054618 (2013).
- [21] K. Hammerton, Z. Kohley, D. J. Hinde, M. Dasgupta, A. Wakhle, E. Williams, V. E. Oberacker, A. S. Umar, I. P. Carter, K. J. Cook, J. Greene, D. Y. Jeung, D. H. Luong, S. D. McNeil, C. S. Palshetkar, D. C. Rafferty, C. Simenel, K. Stiefel, *Phys. Rev. C* **91**, 041602 (2015).
- [22] A. Wakhle, C. Simenel, D. J. Hinde, M. Dasgupta, M. Evers, D. H. Luong, R. du Rietz, E. Williams, *Phys. Rev. Lett.* **113**, 182502 (2014).
- [23] G. G. Adamian, N. V. Antonenko, W. Scheid, *Phys. Rev. C* **68**, 034601 (2003).
- [24] Valery Zagrebaev, Walter Greiner, *J. Phys. G* **34**, 2265 (2007).
- [25] Y. Aritomo, *Phys. Rev. C* **80**, 064604 (2009).
- [26] Kai Zhao, Zhuxia Li, Yingxun Zhang, Ning Wang, Qingfeng Li, Caiwan Shen, Yongjia Wang, Xizhen Wu, *Phys. Rev. C* **94**, 024601 (2016).
- [27] A. S. Umar, V. E. Oberacker, *Nucl. Phys. A* **944**, 238 (2015).
- [28] A. S. Umar, V. E. Oberacker, C. Simenel, *Phys. Rev. C* **94**, 024605 (2016).
- [29] E. Prasad, A. Wakhle, D. J. Hinde, E. Williams, M. Dasgupta, M. Evers, D. H. Luong, G. Mohanto, C. Simenel, K. Vo-Phuoc, *Phys. Rev. C* **93**, 024607 (2016).
- [30] Zhao-Qing Feng, Gen-Ming Jin, Jun-Qing Li, *Phys. Rev. C* **80**, 067601 (2009).
- [31] Raj K. Gupta, S. K. Patra, P. D. Stevenson, Walter Greiner, *Intl. J. of Mod. Phys. E* **16**, 1721 (2007).
- [32] V. V. Sargsyan, Z. Kanokov, G. G. Adamian, N. V. Antonenko, W. Scheid, *Phys. Rev. C* **80**, 047603 (2009).
- [33] Kai Zhao, Xizhen Wu, Zhuxia Li, *Phys. Rev. C* **80**, 054607 (2009).
- [34] Junlong Tian, Xizhen Wu, Kai Zhao, Yingxun Zhang, Zhuxia Li, *Phys. Rev. C* **77**, 064603 (2008).
- [35] R. Y. Cusson, J. A. Maruhn, H. Stöcker, *Z. Phys. A* **294**, 257 (1980).
- [36] Cédric Golabek, Cédric Simenel, *Phys. Rev. Lett.* **103**, 042701 (2009).
- [37] David J. Kedziora, Cédric Simenel, *Phys. Rev. C* **81**, 044613 (2010).

- [38] Cédric Simenel, Eur. Phys. J. A **48**, 152 (2012).
- [39] Cédric Simenel, Benoit Avez, Intl. J. Mod. Phys. E **17**, 31 (2008).
- [40] Kouhei Washiyama, Denis Lacroix, Phys. Rev. C **78**, 024610 (2008).
- [41] C. Simenel, A. S. Umar, K. Godbey, M. Dasgupta, D. J. Hinde, Phys. Rev. C **95**, 031601 (2017).
- [42] A. S. Umar, C. Simenel, V. E. Oberacker, Phys. Rev. C **89**, 034611 (2014).
- [43] K. Vo-Phuoc, C. Simenel, E. C. Simpson, Phys. Rev. C **94**, 024612 (2016).
- [44] J. F. Liang, J. M. Allmond, C. J. Gross, P. E. Mueller, D. Shapira, R. L. Varner, M. Dasgupta, D. J. Hinde, C. Simenel, E. Williams, K. Vo-Phuoc, M. L. Brown, I. P. Carter, M. Evers, D. H. Luong, T. Ebadi, A. Wakhle, Phys. Rev. C **94**, 024616 (2016).
- [45] K. Godbey, A. S. Umar, C. Simenel, Phys. Rev. C **95**, 011601 (2017).
- [46] J. W. Negele, Rev. Mod. Phys. **54**, 913 (1982).
- [47] A. S. Umar, V. E. Oberacker, C. Simenel, Phys. Rev. C **92**, 024621 (2015).
- [48] Kazuyuki Sekizawa, Kazuhiro Yabana, Phys. Rev. C **93**, 054616 (2016).
- [49] A. S. Umar, V. E. Oberacker, Phys. Rev. C **73**, 054607 (2006).
- [50] J. A. Maruhn, P.-G. Reinhard, P. D. Stevenson, A. S. Umar, Comp. Phys. Comm. **185**, 2195 (2014).
- [51] E. Chabanat, P. Bonche, P. Haensel, J. Meyer, R. Schaeffer, Nucl. Phys. A **635**, 231 (1998).
- [52] P. Klüepfel, P.-G. Reinhard, T. J. Bürvenich, J. A. Maruhn, Phys. Rev. C **79**, 034310 (2009).
- [53] M. Kortelainen, T. Lesinski, J. More, W. Nazarewicz, J. Sarich, N. Schunck, M. V. Stoitsov, S. Wild, Phys. Rev. C **82**, 024313 (2010).
- [54] A. S. Umar, V. E. Oberacker, Phys. Rev. C **74**, 021601 (2006).
- [55] A. S. Umar, V. E. Oberacker, J. A. Maruhn, P.-G. Reinhard, Phys. Rev. C **80**, 041601 (2009).
- [56] A. S. Umar, V. E. Oberacker, J. A. Maruhn, P.-G. Reinhard, Phys. Rev. C **81**, 064607 (2010).
- [57] C. Simenel, Ph. Chomaz, G. de France, Phys. Rev. Lett. **93**, 102701 (2004).
- [58] A. S. Umar, J. A. Maruhn, N. Itagaki, V. E. Oberacker, Phys. Rev. Lett. **104**, 212503 (2010).
- [59] R. Balian, M. Vénéroni, Ann. Phys. **216**, 351 (1992).
- [60] Denis Lacroix, Sakir Ayik, Eur. Phys. J. A **50**, 95 (2014).
- [61] Yusuke Tanimura, Denis Lacroix, Sakir Ayik, Phys. Rev. Lett. **118**, 152501 (2017).
- [62] S. Ayik, B. Yilmaz, O. Yilmaz, A. S. Umar, G. Turan, Phys. Rev. C **96**, 024611 (2017).
- [63] Kazuyuki Sekizawa, Phys. Rev. C **96**, 014615 (2017).
- [64] A. S. Umar, C. Simenel, W. Ye, Phys. Rev. C **96**, 024625 (2017).