

Varying the chiral magnetic effect relative to flow in a single nucleus-nucleus collision

Hao-jie Xu,¹ Jie Zhao,² Xiaobao Wang,¹ Hanlin Li,³ Zi-Wei Lin,^{4,5} Caiwan Shen,¹ and Fuqiang Wang^{1,2}

¹*School of Science, Huzhou University, Huzhou, Zhejiang 313000, China*

²*Department of Physics and Astronomy, Purdue University, West Lafayette, Indiana 47907, USA*

³*College of Science, Wuhan University of Science and Technology, Wuhan, Hubei 430065, China*

⁴*Department of Physics, East Carolina University, Greenville, North Carolina 27858, USA*

⁵*Key Laboratory of Quarks and Lepton Physics (MOE) and Institute of Particle Physics, Central China Normal University, Wuhan, Hubei 430079, China*

(Dated: February 28, 2022)

We propose a novel method to search for the chiral magnetic effect (CME) in heavy ion collisions. We argue that the relative strength of the magnetic field (mainly from spectator protons and responsible for the CME) with respect to the reaction plane and the participant plane is opposite to that of the elliptic flow background arising from the fluctuating participant geometry. This opposite behavior in a single collision system, hence with small systematic uncertainties, can be exploited to extract the possible CME signal from the flow background. The method is applied to the existing data at RHIC, the outcome of which is discussed.

PACS numbers: 25.75.-q, 25.75.Gz, 25.75.Ld

I. INTRODUCTION

One of the fundamental properties of quantum chromodynamics (QCD) is the creation of topological gluon fields from vacuum fluctuations in local domains [1–3]. The interactions with those gluon fields can change the handedness (chirality) of quarks, under restoration of the approximate chiral (χ) symmetry, which would lead to local parity and charge-conjugate parity violations [3–5]. These violations in the early universe could be responsible for the matter-antimatter asymmetry [6] and are of fundamental importance. The resulting chirality imbalance, often referred to as the topological charge (Q_w), can lead to an electric current, or charge separation (CS), along a strong magnetic field (\mathbf{B}), a phenomenon called the chiral magnetic effect (CME) [7]. Such phenomena are not specific to QCD but a subject of interest to a wide range of physics communities [8], e.g. condensed matter and materials physics [9–11].

Both conditions for the CME—the χ -symmetry and a strong \mathbf{B} [8]—may be met in relativistic heavy ion collisions (HIC), where a high energy-density state of deconfined quarks and gluons (the quark-gluon plasma) is formed, resembling the conditions of the early universe [12–16]. At high energies, a nucleus-nucleus collision can be considered as being composed of participant nucleons in an overlap interaction zone and the rest spectator nucleons passing by continuing into the beam line (see the sketch of a nucleus-nucleus collision in Fig. 1). The spectator protons produce the majority of \mathbf{B} , whose direction is, on average, perpendicular to the reaction plane (RP) spanned by the impact parameter (\mathbf{b}) and beam directions. The sign of the Q_w is, however, random due to its fluctuating nature; consequently the CS dipole direction is random [5]. As a result the CS can only be measured by charge correlations. A commonly used observable is the three-point azimuthal correlator [17], $\gamma \equiv \langle \cos(\phi_\alpha + \phi_\beta - 2\psi_{\text{RP}}) \rangle$, where ϕ_α and ϕ_β are the az-

imuths of two charged particles, and ψ_{RP} is that of the RP. Because of charge-independent backgrounds, such as correlations from global momentum conservation, the correlator difference between opposite-sign (OS) and same-sign (SS) pairs, $\Delta\gamma \equiv \gamma_{\text{OS}} - \gamma_{\text{SS}}$, is used. However, $\Delta\gamma$ is ambiguous between a back-to-back pair perpendicular to the RP (potential CME signal) and an aligned pair in the RP (e.g. from resonance decay). There are generally more particles (including resonances) produced along the RP than perpendicular to it, the magnitude of which is characterized by the elliptic anisotropy parameter (v_2) [18]. It is commonly interpreted as coming from a stronger hydrodynamic push in the short-axis (i.e. RP) direction of the elliptically-shaped overlap zone between the two colliding nuclei [19]. As a result, $\Delta\gamma$ is contaminated by a background [17, 20–24], which arises from the coupling between particle correlations and v_2 , and is hence proportional to v_2 .

The search for the CME is one of the most active research in HIC at the Relativistic Heavy Ion Collider (RHIC) and the Large Hadron Collider (LHC) [25–33]. A finite $\Delta\gamma$ signal is observed [25–29], but how much background contamination is not yet settled. There have been many attempts to gauge, reduce or eliminate the flow backgrounds, by event-by-event v_2 dependence [30], event-shape engineering [32, 33], comparing to small-system collisions [31, 32, 34], invariant mass study [35], and by new observables [36, 37]. The LHC data seem to suggest that the CME signal is small and consistent with zero [32, 33], while the situation at RHIC is less clear [8].

To better gauge background contributions, isobaric $^{96}_{44}\text{Ru} + ^{96}_{44}\text{Ru}$ (RuRu) and $^{96}_{40}\text{Zr} + ^{96}_{40}\text{Zr}$ (ZrZr) collisions have been proposed [38] and planned at RHIC in 2018. Their QCD backgrounds are expected to be almost the same because of the same mass number, whereas the atomic numbers, hence \mathbf{B} , differ by 10%. These expectations are qualitatively confirmed by studies [39] with Woods-Saxon (WS) nuclear densities; the CME signal over background

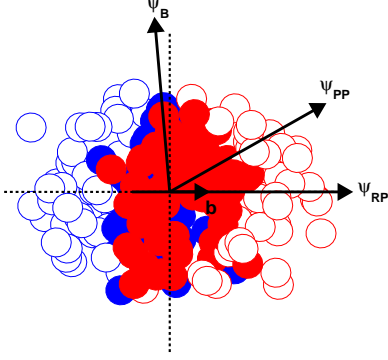


FIG. 1: (Color online) Sketch of a heavy ion collision projected onto the transverse plane (perpendicular to the beam direction). ψ_{RP} is the reaction plane (impact parameter, \mathbf{b}) direction, ψ_{PP} the participant plane direction (of interacting nucleons, denoted by the solid circles), and ψ_{B} the magnetic field direction (mainly from spectator protons, denoted by the open circles together with spectator neutrons).

could be improved by a factor of seven in comparative measurements of RuRu and ZrZr collisions than each of them individually. A recent study by us [40] has shown, however, that there could exist large uncertainties on the differences in both the overlap geometry eccentricity (ϵ_2) and \mathbf{B} due to nuclear density deviations from WS. As a result, the isobaric collisions may not provide a clear-cut answer to the existence or the lack of the CME.

In what follows, we argue that one has, in a single collision system, all and *even better* advantages of significant \mathbf{B} and minimal ϵ_2 differences of the comparative isobaric collisions, *and* with the benefit of minimal theoretical and experimental uncertainties. The idea is straightforward, as illustrated in Fig. 1. \mathbf{B} is produced by spectator protons hence its projection, on average, is the strongest perpendicular to the RP [5]; v_2 stems from the collision geometry and is the strongest with respect to the second harmonic participant plane (PP) [41]. The RP and the PP are correlated but, due to fluctuations [41], not identical. Measurements with respect to the RP and the PP, therefore, contain different amounts of CME signal and v_2 background, and thus can help disentangle the two contributions.

II. GENERAL IDEA

Due to fluctuations, the PP azimuthal angle (ψ_{PP}) is not necessarily aligned with the RP's [41]. The v_2 is directly related to the eccentricity of the transverse overlap geometry, $\epsilon_2\{\psi_{\text{PP}}\} \equiv \langle \epsilon_2\{\psi_{\text{PP}}\}_{\text{evt}} \rangle$. The average is taken over the event-by-event eccentricity magnitudes, which

can be obtained by [40–44]

$$\epsilon_2\{\psi_{\text{PP}}\}_{\text{evt}} e^{i2\psi_{\text{PP}}} = \sum_{i=1}^{N_{\text{part}}} (r_{\perp i}^2 e^{i2\phi_{r\perp i}}) / \sum_{i=1}^{N_{\text{part}}} r_{\perp i}^2, \quad (1)$$

where $(r_{\perp i}, \phi_{r\perp i})$ is the polar coordinate of the i -th participant nucleon. The overlap geometry relative to \mathbf{b} , averaged over many events, is an ellipse with its short axis being along the RP; its eccentricity is

$$\epsilon_2\{\psi_{\text{RP}}\} = \langle \epsilon_2\{\psi_{\text{PP}}\}_{\text{evt}} \cos 2(\psi_{\text{PP}} - \psi_{\text{RP}}) \rangle. \quad (2)$$

Let

$$a^{\text{PP}} \equiv \langle \cos 2(\psi_{\text{PP}} - \psi_{\text{RP}}) \rangle \quad (3)$$

measure the correlation between ψ_{PP} and ψ_{RP} . We have

$$a_{\epsilon_2}^{\text{PP}} \equiv \epsilon_2\{\psi_{\text{RP}}\} / \epsilon_2\{\psi_{\text{PP}}\} \approx a^{\text{PP}}. \quad (4)$$

The factorization is approximate, valid only when, at a given collision centrality, the $\epsilon_2\{\psi_{\text{PP}}\}_{\text{evt}}$ magnitude does not vary with the ψ_{PP} fluctuation around ψ_{RP} .

\mathbf{B} is mainly produced by spectator protons. Their positions fluctuate; the \mathbf{B} azimuthal direction, ψ_{B} , is not always perpendicular to the RP [45–47] (see illustration in Fig. 1). The CME-induced CS is along the \mathbf{B} direction [5]; when measured perpendicular to a direction ψ , its relevant strength is proportional to $B_{\text{sq}}\{\psi\} \equiv \langle (eB(\mathbf{0}, 0)/m_\pi^2)^2 \cos 2(\psi_{\text{B}} - \psi) \rangle$ [39]. Although the field point $\mathbf{r} = 0$ is used here, other field points are also calculated and our conclusion does not change. The overall magnetic field strength is calculated at $t = 0$. In general, the magnetic field changes when the system evolves, and there are large theoretical uncertainties. However, as we will show that only the relative difference is used in our method, the absolute magnitudes of the magnetic field do not affect our conclusions. Because the position fluctuations of participant nucleons and spectator protons are independent except the overall constrain of the nucleus, ψ_{PP} and ψ_{B} fluctuate independently about ψ_{RP} . This yields

$$a_{B_{\text{sq}}}^{\text{PP}} \equiv B_{\text{sq}}\{\psi_{\text{PP}}\} / B_{\text{sq}}\{\psi_{\text{RP}}\} \approx a^{\text{PP}}. \quad (5)$$

Because \mathbf{B} contains contributions also from participant protons, the factorization is only approximate. We calculate $B(\mathbf{r}, t)$ by [45–47]

$$e\mathbf{B}(\mathbf{r}, t) = \sum_i \alpha_{\text{EM}} Z_i(\mathbf{r}'_i) \frac{1 - v_i^2}{[r_i'^2 - (\mathbf{r}'_i \times \mathbf{v}_i)^2]^{3/2}} \mathbf{v}_i \times \mathbf{r}'_i, \quad (6)$$

where \mathbf{v}_i is the velocity of the i -th proton, $\mathbf{r}'_i = \mathbf{r} - \mathbf{r}_i(t)$ is the relative distance between the field point \mathbf{r} and the proton position $\mathbf{r}_i(t)$ at time t , $\alpha_{\text{EM}} = 1/137$, and $Z_i(\mathbf{r}'_i)$ is the charge number factor. After employing a finite proton radius $r_p = 0.88$ fm, $Z_i(\mathbf{r}'_i) = 1$ if \mathbf{r} locates outside the proton and $Z_i(\mathbf{r}'_i) < 1$ depends on \mathbf{r}'_i if \mathbf{r} locates inside

the proton [47]. Varying the r_p value has little effect on our results.

It is convenient to define a relative difference [39],

$$R^{\text{PP(EP)}}(X) \equiv 2 \cdot \frac{X\{\psi_{\text{RP}}\} - X\{\psi_{\text{PP(EP)}}\}}{X\{\psi_{\text{RP}}\} + X\{\psi_{\text{PP(EP)}}\}}, \quad (7)$$

where $X\{\psi_{\text{RP}}\}$ and $X\{\psi_{\text{PP(EP)}}\}$ are the measurements of quantity X with respect to ψ_{RP} and ψ_{PP} (or ψ_{EP} described below), respectively. Those in ϵ_2 and B_{sq} are

$$\begin{aligned} R^{\text{PP}}(\epsilon_2) &\equiv -2(1 - a_{\epsilon_2}^{\text{PP}})/(1 + a_{\epsilon_2}^{\text{PP}}) \approx -R_{\text{PP}}, \\ R^{\text{PP}}(B_{\text{sq}}) &\equiv 2(1 - a_{B_{\text{sq}}}^{\text{PP}})/(1 + a_{B_{\text{sq}}}^{\text{PP}}) \approx R_{\text{PP}}, \end{aligned} \quad (8)$$

where

$$R_{\text{PP}} \equiv 2(1 - a^{\text{PP}})/(1 + a^{\text{PP}}). \quad (9)$$

The upper panels of Fig. 2 show $R^{\text{PP}}(\epsilon_2)$ and $R^{\text{PP}}(B_{\text{sq}})$ calculated by a *Monte Carlo* Glauber model (MCG) [42–44, 48] for $^{197}\text{Au}+^{197}\text{Au}$ (AuAu), $^{62}\text{Cu}+^{62}\text{Cu}$ (CuCu), RuRu, ZrZr collisions at RHIC and $^{207}\text{Pb}+^{207}\text{Pb}$ (PbPb) collisions at the LHC. The centrality percentage is determined from the impact parameter, $b = |\mathbf{b}|$, in MCG. For a given b drawn from the probability distribution $P(b) \propto b$, a participant nucleon is determined by its relative transverse distance d from the surrounding nucleons in the other nucleus, according to the nucleon-nucleon differential cross section $d^2\sigma_{\text{NN}}/d^2d = A \exp(-\pi A d^2/\sigma_{\text{NN}})$ [49]. We use $A = 0.92$; $\sigma_{\text{NN}} = 42$ mb for AuAu, CuCu, RuRu and ZrZr collisions and $\sigma_{\text{NN}} = 62.4$ mb for PbPb collisions. The minimum inter-nucleon distance in each nucleus is set to be $d_{\text{min}} = 0.4$ fm. Varying σ_{NN} and d_{min} does not change our results significantly. At the same energy (RHIC), the smaller the system, the larger the fluctuations and hence the larger the $R^{\text{PP}}(\epsilon_2)$ and $R^{\text{PP}}(B_{\text{sq}})$ magnitudes. The larger LHC value for PbPb than the RHIC value for AuAu is due to the larger nucleon-nucleon cross section (σ_{NN}) used at LHC than RHIC. Spherical nuclei with the WS as well as the energy density functional theory (DFT) [50, 51] calculated distributions [40] are used. The uncertainties in the DFT calculations, assessed by using different mean fields (SLy4 and SLy5 [52], and SkM* [53]), with (Hartree-Fock-Bogoliubov) and without (Hartree-Fock) pairing correlations [50, 54, 55], and varying the nuclear deformations [40], are all small on our results. The results are compared to the corresponding $\pm R_{\text{PP}}$: the approximations in Eq. (4) and (5) are good. The PP is not experimentally measured, nor is ϵ_2 . As a proxy for PP, the event plane (EP) is often reconstructed by $v_2\{\psi_{\text{EP}}\}_{\text{evt}} e^{i2\psi_{\text{EP}}} = \langle e^{i2\phi} \rangle$, similar to Eq. (1), but using final-state charged particle azimuthal angle ϕ in momentum space [56].

The v_2 is measured by the EP method with a correction for the EP resolution (\mathcal{R}_{EP}), $v_2\{\psi_{\text{EP}}\} = \langle \cos 2(\phi - \psi_{\text{EP}}) \rangle / \mathcal{R}_{\text{EP}}$, where ϕ is the particle momentum azimuthal angle, or almost equivalently, by two-particle correlations, $v_2\{\psi_{\text{EP}}\} \approx v_2\{2\} \equiv \langle \cos 2(\phi_\alpha - \phi_\beta) \rangle^{1/2}$ [56]. The

EP resolution \mathcal{R}_{EP} is calculated by the subevent method with an iterative procedure, dividing the particles randomly into two subevents [56]. A v_2 can also be obtained with respect to the RP, $v_2\{\psi_{\text{RP}}\} \equiv \langle \cos 2(\phi - \psi_{\text{RP}}) \rangle$. Although a theoretical concept, the RP may be assessed by Zero-Degree Calorimeters (ZDC) measuring sideways-kicked spectator neutrons (directed flow v_1) [18, 57, 58]. Similar to Eqs. (3,4), let

$$a^{\text{EP}} = \langle \cos 2(\psi_{\text{EP}} - \psi_{\text{RP}}) \rangle / \mathcal{R}_{\text{EP}}, \quad (10)$$

and we have

$$a_{v_2}^{\text{EP}} \equiv v_2\{\psi_{\text{RP}}\} / v_2\{\psi_{\text{EP}}\} \approx a^{\text{EP}}. \quad (11)$$

As $B_{\text{sq}}\{\psi_{\text{PP}}\}$, one can obtain $B_{\text{sq}}\{\psi_{\text{EP}}\} = \langle (eB(\mathbf{0}, 0)/m_\pi^2)^2 \cos 2(\psi_{\text{B}} - \psi_{\text{EP}}) \rangle / \mathcal{R}_{\text{EP}}$, and a similar relationship to Eq. (5),

$$a_{B_{\text{sq}}}^{\text{EP}} \equiv B_{\text{sq}}\{\psi_{\text{EP}}\} / B_{\text{sq}}\{\psi_{\text{RP}}\} \approx a^{\text{EP}}. \quad (12)$$

The relative differences in v_2 and B_{sq} are

$$\begin{aligned} R^{\text{EP}}(v_2) &\equiv -2(1 - a_{v_2}^{\text{EP}})/(a_{v_2}^{\text{EP}} + 1) \approx -R_{\text{EP}}, \\ R^{\text{EP}}(B_{\text{sq}}) &\equiv 2(1 - a_{B_{\text{sq}}}^{\text{EP}})/(1 + a_{B_{\text{sq}}}^{\text{EP}}) \approx R_{\text{EP}}, \end{aligned} \quad (13)$$

where

$$R_{\text{EP}} \equiv 2(1 - a^{\text{EP}})/(1 + a^{\text{EP}}). \quad (14)$$

The lower panels of Fig. 2 show A Multi-Phase Transport (AMPT, “string melting”) simulation results of $R^{\text{EP}}(v_2)$ and $R^{\text{EP}}(B_{\text{sq}})$, compared to $\pm R_{\text{EP}}$. Again, good agreements are found. The AMPT centrality is determined from the midrapidity ($|\eta| < 1$) final-state charged particle multiplicity [40], similar to experiments [59]. Details of AMPT can be found in Refs. [60–63]. The AMPT version (v2.26t5) and parameter values used in the present work are the same as those used earlier for RHIC collisions in [35, 62, 64–67]; the same parameter setting is used for LHC energy. The MCG and AMPT results cannot be readily compared quantitatively because the former involves PP while the latter uses EP as it would be in experiments. Although AMPT employs MCG as its initial geometry, the subsequent parton-parton scatterings in AMPT are important for the final-state EP determination. In addition, other distinctions exist, such as the nuclear shadowing effect and the Gaussian implementation of σ_{NN} , which yield different predictions for the eccentricity (hence flow harmonics) and its fluctuations [44, 68]. Nevertheless, the general features are similar between the MCG and AMPT results. Both show the opposite behavior of $R^{\text{PP(EP)}}(\epsilon_2(v_2))$ and $R^{\text{PP(EP)}}(B_{\text{sq}})$, which approximately equal to $\pm R_{\text{PP(EP)}}$.

The commonly used $\Delta\gamma$ variable contains, in addition to the CME it is designed for, v_2 -induced background,

$$\Delta\gamma\{\psi\} = \text{CME}(B_{\text{sq}}\{\psi\}) + \text{BKG}(v_2\{\psi\}). \quad (15)$$

$\Delta\gamma\{\psi\}$ can be measured with respect to $\psi = \psi_{\text{RP}}$ (using the 1st order event plane ψ_1 by the ZDC) and $\psi = \psi_{\text{EP}}$

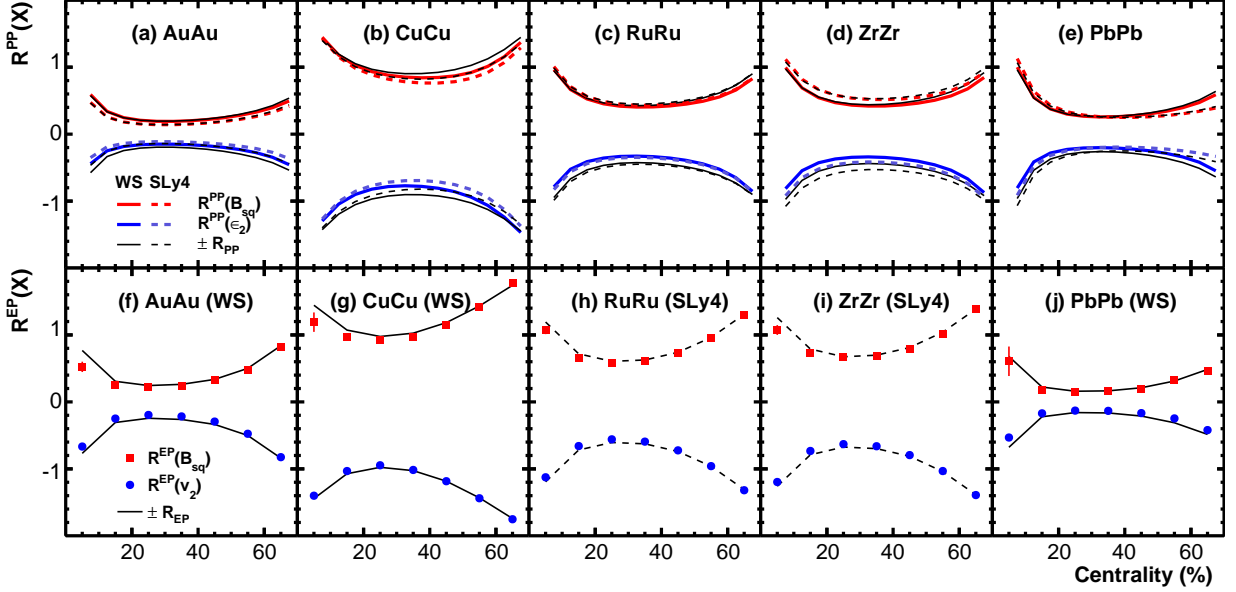


FIG. 2: (Color online) Relative differences $R^{\text{PP}}(\epsilon_2)$, $R^{\text{PP}}(B_{\text{sq}})$, R^{PP} from MCG (upper panel) and $R^{\text{EP}}(v_2)$, $R^{\text{EP}}(B_{\text{sq}})$, R^{EP} from AMPT (lower panel) for (a,f) AuAu, (b,g) CuCu, (c,h) RuRu, and (d,i) ZrZr at RHIC, and (e,j) PbPb at the LHC. Both the WS and DFT-calculated densities are shown for the MCG results, while the used density profiles are noted for the AMPT results. Errors, mostly smaller than the symbol size, are statistical.

(2nd order event plane ψ_2 via final-state particles). If $\text{BKG}(v_2)$ is proportional to v_2 [17, 20–24] and $\text{CME}(B_{\text{sq}})$ to B_{sq} [47], then

$$R^{\text{EP}}(\Delta\gamma) = 2 \frac{r(1 - a_{B_{\text{sq}}}^{\text{EP}}) - (1 - a_{v_2}^{\text{EP}})}{r(1 + a_{B_{\text{sq}}}^{\text{EP}}) + (1 + a_{v_2}^{\text{EP}})} \approx \frac{1 - r}{1 + r} R^{\text{EP}}(v_2). \quad (16)$$

Here $r \equiv \text{CME}(B_{\text{sq}}\{\psi_{\text{RP}}\})/\text{BKG}(v_2\{\psi_{\text{EP}}\})$ can be considered as the relative CME signal to background contribution,

$$r = \frac{1 + a_{v_2}^{\text{EP}}}{1 + a_{B_{\text{sq}}}^{\text{EP}}} \frac{R^{\text{EP}}(\Delta\gamma) - R^{\text{EP}}(v_2)}{R^{\text{EP}}(B_{\text{sq}}) - R^{\text{EP}}(\Delta\gamma)} \approx \frac{R^{\text{EP}}(v_2) - R^{\text{EP}}(\Delta\gamma)}{R^{\text{EP}}(v_2) + R^{\text{EP}}(\Delta\gamma)} \quad (17)$$

If the experimental measurement $R^{\text{EP}}(\Delta\gamma)$ equals to $R^{\text{EP}}(v_2)$ (i.e. $\Delta\gamma$ scales like v_2), then CME contribution is zero; if $R^{\text{EP}}(\Delta\gamma) \approx -R^{\text{EP}}(v_2)$ (i.e. $\Delta\gamma$ scales like B_{sq}), then background is close to zero and all would be CME; and if $R(\Delta\gamma) = 0$, then background and CME contributions are of similar magnitudes. The CME signal fractions with respect to RP and EP are, respectively,

$$\begin{aligned} f_{\text{CME}}^{\text{RP}} &= \text{CME}(B_{\text{sq}}\{\psi_{\text{RP}}\})/\Delta\gamma\{\psi_{\text{RP}}\} = r/(r + a_{v_2}^{\text{EP}}), \\ f_{\text{CME}}^{\text{EP}} &= \text{CME}(B_{\text{sq}}\{\psi_{\text{EP}}\})/\Delta\gamma\{\psi_{\text{EP}}\} = r/(r + 1/a_{B_{\text{sq}}}^{\text{EP}}) \end{aligned} \quad (18)$$

III. APPLY TO DATA

The quantities a^{PP} and a^{EP} , and consequently R^{PP} and R^{EP} , are mainly determined by fluctuations. Being

defined in a single nucleus-nucleus collision, they are insensitive to many details, such as the structure functions of the colliding nuclei. This is in contrast to comparisons between two isobaric collision systems where large theoretical uncertainties are present [40]. There have been tremendous progresses over the past decade in our understanding of the nuclear collision geometry and fluctuations [69]. The MCG and AMPT calculations of these quantities are therefore on a rather firm ground.

Experimentally, $R^{\text{EP}}(v_2)$ can be assessed by v_2 measurements. $R^{\text{EP}}(B_{\text{sq}})$ cannot but may be approximated by $-R^{\text{EP}}(v_2)$, as demonstrated by the MCG and AMPT calculations. Table I shows the measured v_2 in 200A GeV AuAu collisions by STAR via the ZDC ψ_1 at beam rapidities (v_2^{ZDC}) [70] and the forward time projection chamber (FTPC) ψ_2 (i.e. ψ_{EP}) at forward/backward rapidities (v_2^{FTPC}) [71], together with those via the midrapidity TPC EP (v_2^{TPC}) and the two- and four-particle cumulants ($v_2\{2\}$, $v_2\{4\}$) [72]. The relative difference ($R^{\text{exp}}(v_2)$) between v_2^{ZDC} and v_2^{FTPC} is smaller in magnitude than $R^{\text{PP}}(\epsilon_2)$ from MCG and $R^{\text{EP}}(v_2)$ from AMPT; moreover, v_2^{FTPC} may already be on the too-large side as it is larger than v_2^{TPC} for some of the centralities whereas the opposite is expected because of a smaller nonflow contribution to v_2^{FTPC} [69, 73]. These may suggest that v_2^{ZDC} may not measure the v_2 purely relative to the RP, but a mixture of RP and PP. This is possible because, for instance, the ZDC could intercept not only spectator neutrons but also those having suffered only small-angle elastic scatterings.

Table I also lists the $\Delta\gamma$ correlator measurements by STAR with respect to ψ_2 [25, 26, 28] and ψ_1 [28]. Al-

TABLE I: STAR midrapidity ($|\eta| < 1$) charged particle v_2 (in percent) in 200A GeV AuAu collisions as functions of centrality (number of participants N_{part} from Ref. [59]): v_2^{ZDC} [70], v_2^{FTPC} [71], and $R^{\text{exp}}(v_2) \equiv 2(v_2^{\text{ZDC}} - v_2^{\text{FTPC}})/(v_2^{\text{ZDC}} + v_2^{\text{FTPC}})$ compared to $R^{\text{PP}}(\epsilon_2)$ from MCG and $R^{\text{EP}}(v_2)$ from AMPT. Also listed are v_2^{TPC} , $v_2\{2\}$, and $v_2\{4\}$ [72], followed by the three-point correlator $\Delta\gamma\{\psi_2\}$ and $\Delta\gamma\{\psi_1\}$ measurements [25, 26, 28].

cent.	N_{part}	v_2^{ZDC}	v_2^{FTPC}	$R^{\text{exp}}(v_2)$	$R^{\text{PP}}(\epsilon_2)$	$R^{\text{EP}}(v_2)$	v_2^{TPC}	$v_2\{2\}$	$v_2\{4\}$	$\Delta\gamma\{\psi_2\} \times 10^4$	$\Delta\gamma\{\psi_1\} \times 10^4$
50-60%	49.3	5.90	7.15	-0.19	-0.240	-0.478	7.30	7.59	6.18	5.133 ± 0.061	5.07 ± 1.60
40-50%	78.3	6.40	7.34	-0.14	-0.176	-0.285	7.25	7.64	6.43	3.393 ± 0.026	3.99 ± 0.77
30-40%	117.1	6.25	7.00	-0.11	-0.145	-0.219	6.92	7.29	6.33	2.248 ± 0.012	2.18 ± 0.44
20-30%	167.6	5.70	6.17	-0.08	-0.147	-0.197	6.09	6.42	5.66	1.424 ± 0.007	1.56 ± 0.31
20-60%		5.94	6.59	-0.10	-0.155	-0.227	6.52	6.86	5.96	2.067 ± 0.007	2.19 ± 0.24

though ψ_1 from ZDC may not strictly measure the RP, our general formulism is still valid, and one can in principle extract the CME signal from those $\Delta\gamma$ measurements. Many of the experimental systematics related to event and track quality cuts cancel in their relative difference $R^{\text{exp}}(\Delta\gamma) \equiv 2(\Delta\gamma\{\psi_1\} - \Delta\gamma\{\psi_2\})/(\Delta\gamma\{\psi_1\} + \Delta\gamma\{\psi_2\})$. The remaining major systematic uncertainty comes from those in the determinations of the RP and EP resolutions or the v_2 [25, 26]. In the STAR $\Delta\gamma\{\psi_2\}$ measurement [25, 26], the v_2^{FTPC} [71] was used and the systematic uncertainty was taken to be half the difference between $v_2\{2\}$ and $v_2\{4\}$. In the later STAR measurement [28], the $\Delta\gamma\{\psi_2\}$ uncertainty is taken to be the difference between $\Delta\gamma\{\psi_2\}$ and $\Delta\gamma\{\psi_1\}$, perceived to be physically equal, but shown not to be the case by the present work. Below we use the later, higher statistics data [28] but the earlier systematic uncertainty estimation [25, 26]. The systematic uncertainty was not estimated on $\Delta\gamma\{\psi_1\}$ [28], though statistical uncertainties are large and likely dominate. We average the v_2 and $\Delta\gamma$ measurements over the centrality range 20-60%, weighted by N_{part}^2 (because the $\Delta\gamma$ is a pair-wise average quantity). We extract the CME to BKG ratio by Eq. (17), replacing R^{EP} with R^{exp} and assuming $a_{\text{Bsq}}^{\text{EP}} = a_{v_2}^{\text{EP}}$, so $R^{\text{exp}}(B_{\text{sq}}) = -R^{\text{exp}}(v_2)$. We vary the “true” v_2 over the wide range between $v_2\{2\}$ and $v_2\{4\}$, and at each v_2 the $\Delta\gamma\{\psi_2\}$ is replaced by $\Delta\gamma\{\psi_2\}v_2^{\text{FTPC}}/v_2$ (i.e. the three-particle correlator measurement divided by v_2). The fraction $f_{\text{CME}}^{\text{EP}}$ is obtained and shown in Fig 3 by the thick curve as a function of the “true” v_2 . The gray area is the uncertainty, $\in [0, 1]$, determined by the $\pm 1\sigma$ statistical uncertainty in the $\Delta\gamma$ measurements. The vertical lines indicate the various measured v_2 values. At present the data precision does not allow a meaningful constraint on $f_{\text{CME}}^{\text{EP}}$; the limitation comes from the $\Delta\gamma\{\psi_1\}$ measurement which has an order of magnitude larger statistical uncertainty than that of $\Delta\gamma\{\psi_2\}$. With ten-fold increase in statistics, the constraint would be the dashed curves. This is clearly where the future experimental emphasis should be placed: larger AuAu data samples are being analyzed and more AuAu statistics are to be accumulated; ZDC upgrade is ongoing in the CMS experiment at the LHC; fixed target experiments at the SPS may

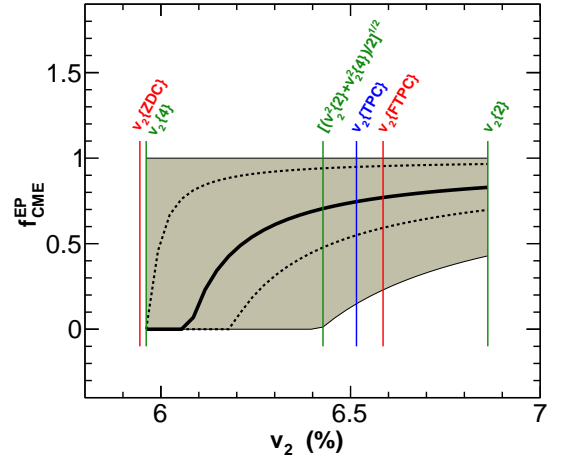


FIG. 3: (Color online) Fraction of CME contribution in the $\Delta\gamma\{\psi_2\}$ measurement [25, 26, 28] in the 20-60% centrality range in 200A GeV AuAu collisions at RHIC versus “true” v_2 . The gray area indicates the $\pm 1\sigma$ statistical uncertainty, dominated by that in $\Delta\gamma\{\psi_1\}$ [28]. The dashed curves would be the new $\pm 1\sigma$ uncertainty with ten-fold increase in statistics.

be another viable venue where all spectator nucleons are measured in the ZDC allowing possibly a better determination of ψ_1 .

IV. SUMMARY

In summary, elliptic flow (v_2) develops in relativistic heavy ion collisions from the anisotropic overlap geometry of the participant nucleons. The participant plane azimuthal angle (ψ_{PP}), due to fluctuations, does not necessarily coincide with the reaction plane’s (ψ_{RP}). With respect to ψ_{PP} , v_2 is stronger than that with respect to ψ_{RP} . This has been known for over a decade. The magnetic field (\mathbf{B}) is, on the other hand, produced mainly by spectator protons and its direction fluctuates nominally about ψ_{RP} , not ψ_{PP} . Therefore, \mathbf{B} with respect to ψ_{PP} is weaker than \mathbf{B} with respect to ψ_{RP} . This has so far not been well appreciated. We have verified these

with MC Glauber (MCG) calculations and A Multi-Phase Transport (AMPT) model simulations of AuAu, CuCu, RuRu, ZrZr, and PbPb collisions. One can effectively “change” \mathbf{B} in a single nucleus-nucleus collision and, at the same time, “change” v_2 in the opposite direction; the change is significant, as large as 20% in each direction in AuAu collisions. We demonstrate that this opposite behavior in a single collision system, thus with small systematic uncertainties, can be exploited to effectively disentangle the possible chiral magnetic effect (CME) from the v_2 -induced background in three-point correlator ($\Delta\gamma$) measurements. We argue that the comparative measurements of $\Delta\gamma$ with respect to ψ_{RP} and ψ_{PP} in the same collision system is superior to isobaric collisions where large systematics persist.

We have applied this novel idea to experimental data; however, due to poor statistical precision of the data, no

conclusion can presently be drawn regarding the possible CME magnitude. This calls for future efforts to accumulate data statistics and to improve capabilities of Zero-Degree Calorimeters. With improved statistics, the novel method we report here should be able to decisively answer the question of the CME in quantum chromodynamics.

Acknowledgments

This work was supported in part by the National Natural Science Foundation of China under Grants No. 11647306, 11747312, U1732138, 11505056, 11605054, and 11628508, and US Department of Energy under Grant No. DE-SC0012910.

-
- [1] T. Lee and G. Wick, Phys.Rev. **D9**, 2291 (1974).
 - [2] P. D. Morley and I. A. Schmidt, Z. Phys. **C26**, 627 (1985).
 - [3] D. Kharzeev, R. Pisarski, and M. H. Tytgat, Phys.Rev.Lett. **81**, 512 (1998), hep-ph/9804221.
 - [4] D. Kharzeev and R. D. Pisarski, Phys.Rev. **D61**, 111901 (2000), hep-ph/9906401.
 - [5] D. E. Kharzeev, L. D. McLerran, and H. J. Warringa, Nucl.Phys. **A803**, 227 (2008), 0711.0950.
 - [6] M. Dine and A. Kusenko, Rev. Mod. Phys. **76**, 1 (2003), URL <https://link.aps.org/doi/10.1103/RevModPhys.76.1>.
 - [7] K. Fukushima, D. E. Kharzeev, and H. J. Warringa, Phys.Rev. **D78**, 074033 (2008), 0808.3382.
 - [8] D. E. Kharzeev, J. Liao, S. A. Voloshin, and G. Wang, Prog. Part. Nucl. Phys. **88**, 1 (2016), 1511.04050.
 - [9] Q. Li, D. E. Kharzeev, C. Zhang, Y. Huang, I. Pletikosic, A. V. Fedorov, R. D. Zhong, J. A. Schneeloch, G. D. Gu, and T. Valla, Nature Phys. **12**, 550 (2016), 1412.6543.
 - [10] B. Q. Lv et al., Phys. Rev. **X5**, 031013 (2015), 1502.04684.
 - [11] X. Huang et al., Phys. Rev. **X5**, 031023 (2015), 1503.01304.
 - [12] I. Arsene et al. (BRAHMS Collaboration), Nucl.Phys. **A757**, 1 (2005), nucl-ex/0410020.
 - [13] K. Adcox et al. (PHENIX Collaboration), Nucl.Phys. **A757**, 184 (2005), nucl-ex/0410003.
 - [14] B. Back et al. (PHOBOS Collaboration), Nucl.Phys. **A757**, 28 (2005), nucl-ex/0410022.
 - [15] J. Adams et al. (STAR Collaboration), Nucl.Phys. **A757**, 102 (2005), nucl-ex/0501009.
 - [16] B. Muller, J. Schukraft, and B. Wyslouch, Ann.Rev.Nucl.Part.Sci. **62**, 361 (2012), 1202.3233.
 - [17] S. A. Voloshin, Phys.Rev. **C70**, 057901 (2004), hep-ph/0406311.
 - [18] W. Reisdorf and H. Ritter, Ann.Rev.Nucl.Part.Sci. **47**, 663 (1997).
 - [19] J.-Y. Ollitrault, Phys.Rev. **D46**, 229 (1992).
 - [20] F. Wang, Phys.Rev. **C81**, 064902 (2010), 0911.1482.
 - [21] A. Bzdak, V. Koch, and J. Liao, Phys.Rev. **C81**, 031901 (2010), 0912.5050.
 - [22] S. Schlichting and S. Pratt, Phys.Rev. **C83**, 014913 (2011), 1009.4283.
 - [23] F. Wang and J. Zhao, Phys. Rev. **C95**, 051901 (2017), 1608.06610.
 - [24] J. Zhao, Int. J. Mod. Phys. **A33**, 1830010 (2018), 1805.02814.
 - [25] B. Abelev et al. (STAR Collaboration), Phys.Rev.Lett. **103**, 251601 (2009), 0909.1739.
 - [26] B. Abelev et al. (STAR Collaboration), Phys.Rev. **C81**, 054908 (2010), 0909.1717.
 - [27] B. Abelev et al. (ALICE), Phys.Rev.Lett. **110**, 012301 (2013), 1207.0900.
 - [28] L. Adamczyk et al. (STAR), Phys. Rev. **C88**, 064911 (2013), 1302.3802.
 - [29] L. Adamczyk et al. (STAR), Phys. Rev. Lett. **113**, 052302 (2014), 1404.1433.
 - [30] L. Adamczyk et al. (STAR), Phys. Rev. **C89**, 044908 (2014), 1303.0901.
 - [31] V. Khachatryan et al. (CMS), Phys. Rev. Lett. **118**, 122301 (2017), 1610.00263.
 - [32] A. M. Sirunyan et al. (CMS) (2017), 1708.01602.
 - [33] S. Acharya et al. (ALICE) (2017), 1709.04723.
 - [34] J. Zhao (STAR), EPJ Web Conf. **172**, 01005 (2018), 1712.00394.
 - [35] J. Zhao, H. Li, and F. Wang (2017), 1705.05410.
 - [36] N. Ajitanand, R. A. Lacey, A. Taranenko, and J. Alexander, Phys.Rev. **C83**, 011901 (2011), 1009.5624.
 - [37] N. Magdy, S. Shi, J. Liao, N. Ajitanand, and R. A. Lacey (2017), 1710.01717.
 - [38] S. A. Voloshin, Phys.Rev.Lett. **105**, 172301 (2010), 1006.1020.
 - [39] W.-T. Deng, X.-G. Huang, G.-L. Ma, and G. Wang, Phys. Rev. **C94**, 041901 (2016), 1607.04697.
 - [40] H.-j. Xu, X. Wang, H. Li, J. Zhao, Z.-W. Lin, C. Shen, and F. Wang (2017), 1710.03086.
 - [41] B. Alver et al. (PHOBOS), Phys.Rev.Lett. **98**, 242302 (2007), nucl-ex/0610037.
 - [42] M. L. Miller, K. Reygers, S. J. Sanders, and P. Steinberg, Ann.Rev.Nucl.Part.Sci. **57**, 205 (2007), nucl-ex/0701025.
 - [43] B. Alver, B. Back, M. Baker, M. Ballintijn, D. Barton, et al., Phys.Rev. **C77**, 014906 (2008), 0711.3724.

- [44] X. Zhu, Y. Zhou, H. Xu, and H. Song, Phys. Rev. **C95**, 044902 (2017), 1608.05305.
- [45] A. Bzdak and V. Skokov, Phys. Lett. **B710**, 171 (2012), 1111.1949.
- [46] W.-T. Deng and X.-G. Huang, Phys. Rev. **C85**, 044907 (2012), 1201.5108.
- [47] J. Błoczyński, X.-G. Huang, X. Zhang, and J. Liao, Phys.Lett. **B718**, 1529 (2013), 1209.6594; Nucl.Phys. **A939**, 85 (2015), 1311.5451.
- [48] H.-j. Xu, L. Pang, and Q. Wang, Phys. Rev. **C89**, 064902 (2014), 1404.2663.
- [49] M. Rybczynski and W. Broniowski, Phys. Rev. **C84**, 064913 (2011), 1110.2609.
- [50] M. Bender, P.-H. Heenen, and P.-G. Reinhard, Rev. Mod. Phys. **75**, 121 (2003).
- [51] J. Erler, N. Birge, M. Kortelainen, W. Nazarewicz, E. Olsen, A. M. Perhac, and M. Stoitsov, Nature **486**, 509 (2012).
- [52] E. Chabanat, P. Bonche, P. Haensel, J. Meyer, and R. Schaeffer, Nucl. Phys. **A635**, 231 (1998), [Erratum: Nucl. Phys.A643,441(1998)].
- [53] J. Bartel, P. Quentin, M. Brack, C. Guet, and H. B. Hakansson, Nucl. Phys. **A386**, 79 (1982).
- [54] P. Ring and P. Schuck, *The Nuclear Many-body Problem*, Texts and monographs in physics (Springer, 2000), URL <https://books.google.com/books?id=QmQ4nQEACAAJ>.
- [55] X. B. Wang, J. L. Friar, and A. C. Hayes, Phys. Rev. **C94**, 034314 (2016), 1607.02149.
- [56] A. M. Poskanzer and S. Voloshin, Phys.Rev. **C58**, 1671 (1998), nucl-ex/9805001.
- [57] B. Abelev et al. (ALICE), Phys. Rev. Lett. **111**, 232302 (2013), 1306.4145.
- [58] L. Adamczyk et al. (STAR), Phys. Rev. Lett. **118**, 012301 (2017), 1608.04100.
- [59] B. Abelev et al. (STAR Collaboration), Phys.Rev. **C79**, 034909 (2009), 0808.2041.
- [60] Z.-W. Lin and C. Ko, Phys.Rev. **C65**, 034904 (2002), nucl-th/0108039.
- [61] Z.-W. Lin, C. M. Ko, B.-A. Li, B. Zhang, and S. Pal, Phys.Rev. **C72**, 064901 (2005), nucl-th/0411110.
- [62] Z.-W. Lin, Phys.Rev. **C90**, 014904 (2014), 1403.6321.
- [63] G.-L. Ma and B. Zhang, Phys.Lett. **B700**, 39 (2011), 1101.1701.
- [64] G.-L. Ma and Z.-W. Lin, Phys. Rev. **C93**, 054911 (2016), 1601.08160.
- [65] L. He, T. Edmonds, Z.-W. Lin, F. Liu, D. Molnar, and F. Wang, Phys. Lett. **B753**, 506 (2016), 1502.05572.
- [66] H. Li, L. He, Z.-W. Lin, D. Molnar, F. Wang, and W. Xie, Phys. Rev. **C93**, 051901 (2016), 1601.05390.
- [67] H. Li, L. He, Z.-W. Lin, D. Molnar, F. Wang, and W. Xie, Phys. Rev. **C96**, 014901 (2017), 1604.07387.
- [68] H.-j. Xu, Z. Li, and H. Song, Phys. Rev. **C93**, 064905 (2016), 1602.02029.
- [69] U. Heinz and R. Snellings, Ann.Rev.Nucl.Part.Sci. **63**, 123 (2013), 1301.2826.
- [70] G. Wang (STAR), Nucl. Phys. **A774**, 515 (2006), nucl-ex/0510034.
- [71] S. A. Voloshin (STAR), J. Phys. **G34**, S883 (2007), nucl-ex/0701038.
- [72] J. Adams et al. (STAR Collaboration), Phys.Rev. **C72**, 014904 (2005), nucl-ex/0409033.
- [73] N. M. Abdelwahab et al. (STAR), Phys. Lett. **B745**, 40 (2015), 1409.2043.