

A NOTE ON POWER GENERALIZED EXTREME VALUE DISTRIBUTION
AND ITS PROPERTIES

Ali Saeb¹

Faculty of Mathematics, K. N. Toosi University of Technology,
Tehran-161816315, Iran

Abstract: Similar to the generalized extreme value (GEV) family, the generalized extreme value distributions under power normalization are introduced by Roudsari (1999) and Barakat et al. (2013). In this article, we study the asymptotic behavior of GEV laws under power normalization and derive expressions for the k th moments, entropy, ordering in dispersion, rare event estimation and application of real data set. We also show that, under some conditions, the Shannon entropy and variance of GEV families are ordered.

Keywords: Generalized extreme value family, power normalization, variance and entropy in ordering distributions, Bayesian modeling.

MSC 2010 classification: 62H10, 60G70

¹Corresponding author: ali.saeб@gmail.com

1. INTRODUCTION

Let X_1, X_2, \dots, X_n is a sequence of independent and identically distributed (iid) random variables (rvs) with distribution function (df) F . If, for some non-degenerate df G , a df F belongs to the max domain of attraction of G under linear normalization and it denotes by $F \in \mathcal{D}_\ell(G)$, then for some norming constants $a_n > 0$ and $b_n \in \mathbb{R}$

$$\lim_{n \rightarrow \infty} \Pr \left(\bigvee_{i=1}^n X_i \leq a_n x + b_n \right) = \lim_{n \rightarrow \infty} F^n(a_n x + b_n) = G(x). \quad (1.1)$$

Limit df G satisfying (1.1) are the well known generalized extreme value (GEV) distribution, namely,

$$G_{\tilde{\xi}}(x; \tilde{\mu}, \tilde{\sigma}) = \exp \left(- \left(1 + \frac{\tilde{\xi}}{\tilde{\sigma}}(x - \tilde{\mu}) \right)_+^{-1/\tilde{\xi}} \right), \quad (1.2)$$

where, $\tilde{\xi} \in \mathbb{R}/\{0\}$, $\tilde{\mu} \in \mathbb{R}$ and $\tilde{\sigma} > 0$. The subset of the GEV family with $\tilde{\xi} = 0$ is interpreted as the limit of (1.2) as $\tilde{\xi} \rightarrow 0$, leading to the Gumbel family with df

$$G(x; \tilde{\mu}, \tilde{\sigma}) = \exp \left(- \exp \left(- \frac{x - \tilde{\mu}}{\tilde{\sigma}} \right) \right), \quad x \in \mathbb{R}.$$

Criteria for $F \in \mathcal{D}_\ell(G)$ are described, for example, in the books of Embrechts et al. (1997) and de Haan and Ferreira (2006). Coles (2001) is good reference to the application of GEV distribution.

Pancheva (1984) studies limit laws of partial maxima of iid rvs under power normalization. Namely, K is called p-max stable law and F belongs to the p-max domain of attraction of K under power normalization and denote it by $F \in \mathcal{D}_p(K)$, if for some $\delta_n > 0$, $\beta_n > 0$

$$\lim_{n \rightarrow \infty} \Pr \left(\left(\frac{|\bigvee_{i=1}^n X_i|}{\delta_n} \right)^{1/\beta_n} \text{sign} \left(\bigvee_{i=1}^n X_i \right) \leq x \right) = K(x). \quad (1.3)$$

The limit laws K satisfying (1.3) are the six p-max stable laws which we represent them in appendix A. Mohan and Ravi (1993) show that if a df $F \in \mathcal{D}_\ell(G)$ then there always exists a p-max stable law K such that $F \in \mathcal{D}_p(K)$ and the converse need not be true always. They also investigate, the p-max stable laws attract more dfs to their max domains than the ℓ -max stable laws. See also Christoph and Falk (1996) and Falk et al. (2004) for properties of dfs to belong to the p-max domain of attraction.

Roudsari (1999) demonstrates that the six p-max stable laws can be represented as two families. We call them log-GEV distribution in positive support and negative log-GEV distribution in negative support. Suppose a positive rv X^+ is said to have the log-GEV with location, scale and shape parameters $\mu \in \mathbb{R}$, $\sigma > 0$ and $\xi \in \mathbb{R}/\{0\}$ if its df is given by

$$L_{1,\xi}(x; \mu, \sigma) = \begin{cases} \exp \left(- \left(1 + \frac{\xi}{\sigma} \log(e^{-\mu} x) \right)_+^{-1/\xi} \right), & \text{for } \xi \neq 0; \\ \exp \left(- (x e^{-\mu})_+^{-\frac{1}{\sigma}} \right), & \text{for } \xi = 0, \end{cases} \quad (1.4)$$

where, $y_+ = \max(0, y)$, and define a negative rv X^- with df of negative log-GEV, if its df is given by,

$$L_{2,\xi}(x; \mu, \sigma) = \begin{cases} \exp \left(- \left(1 - \frac{\xi}{\sigma} \log(e^{-\mu} |x|) \right)_+^{-1/\xi} \right), & \text{for } \xi \neq 0; \\ \exp \left(- (|x| e^{-\mu})_+^{-\frac{1}{\sigma}} \right), & \text{for } \xi = 0. \end{cases} \quad (1.5)$$

The summarization these two families as a single one is easier to implement. In other words, the unification of the log-GEV and negative log-GEV families into single family and it is called the power generalized extreme value (PGEV) family. Suppose a rv X is said to have

the PGEV distribution with three parameters $\mu \in \mathbb{R}$, $\sigma > 0$ and $\xi \in \mathbb{R}/\{0\}$ if its df is given by

$$L_\xi(x; \mu, \sigma) = \exp \left(- \left(1 + \frac{\xi}{\sigma} \log(e^{-\mu} |x|) \text{sign}(x) \right)_+^{-1/\xi} \right), \quad (1.6)$$

The limit of (1.6) as $\xi \rightarrow 0$, tending to the GEV distribution with $\tilde{\sigma} = e^\mu$ and $\tilde{\xi} = \sigma \text{sign}(x)$. The df of PGEV for $\xi = 0$ is well known in (1.2). Barakat et al. (2013) study the statistical inference about the PGEV. In appendix B, illustrate the density functions and confidence interval for quantile estimator of PGEV family and gives the figures 1 and 2 of standardized density function of l_ξ for different values of ξ .

In this article, we obtain some mathematical properties of PGEV family and discuss maximum likelihood estimation of parameters and estimate the rare event by using the Bayesian method. We also, show that the PGEV has big variance and entropy in the class of extreme value distributions. The article is outlined as follows. In section 2, we first study the asymptotic behavior of generalized extreme value distributions under power normalization and we also, derive expressions of k th moments, the Shannon entropy and ordering in dispersion of GEV families. Maximum likelihood estimation, Bayesian modeling and illustrates the importance of the PGEV through the analysis of real data set are addressed in section 3. We provide the some calculating, plots and tables in appendices.

Throughout the manuscript $\gamma = -\int_0^\infty \log x e^{-x} dx$ denotes the Euler constant with value $0.577\dots$ and $\Gamma^{(k)}(\cdot)$ is k th derivative of gamma function. The inverse function of $h(\cdot)$ denoted by $h^\leftarrow(\cdot)$ and $\nabla_x h(x)$ is derivative of h with respect to x . Also, we employ the notation, $\Phi_\alpha(x) = e^{-x^{-\alpha}}$, $x > 0$ is the distribution of Fréchet and $\Psi_\alpha(x) = e^{-|x|^\alpha}$, $x < 0$ is the distribution of Weibull with parameter α . For right extremity of F , we shall denote by $r(F) = \sup\{x : F(x) < 1\} \leq \infty$, and survival function is $\bar{F}(\cdot) = 1 - F(\cdot)$.

2. DISTRIBUTION PROPERTIES

2.1. Limiting distributions. Throughout we consider measurable real valued function $U : \mathbb{R}^+ \rightarrow \mathbb{R}^+$ is regularly varying function with index ρ if

$$\lim_{t \rightarrow \infty} \frac{U(tx)}{U(t)} = x^\rho, \quad \text{for } x > 0.$$

We write $U \in RV_\rho$ and we call ρ the exponent of variation. The regular varying function plays an important role in the asymptotic analysis of various problems. It is well known, following de Haan and Ferreira (2006) that a necessary and sufficient condition for the existence of constants $a_n = a(n)$ and $b_n = \frac{1}{F(n)}$ such that (1.1) is equivalent

$$\lim_{t \rightarrow r(F)} \frac{\bar{F}(t + u(t)x)}{\bar{F}(t)} = (1 + \xi x)_+^{-1/\xi},$$

where, $u(t) = a(1/\bar{F}(t))$. In this section, we establish the regular variation of the dfs belongs to the p-max domain of attraction of the log-GEV and negative log-GEV laws. The following result reveals that the upper tail behavior of F might determine whether $F \in D_p(L_{i,\xi})$, $i = 1, 2$. We first state and prove a lemma of independent interest which will be used subsequently.

Lemma 2.1. If \mathcal{L} is slowly varying as represented (C.1), then

$$\mathcal{L}(e^y) = c(e^y) \exp \left\{ \int_{e^{x_0}}^{e^y} \frac{u^*(t)}{t \log t} dt \right\}, \quad (2.1)$$

where, $c(e^t) \rightarrow c$ and $u^*(t) = \log t u(t) \rightarrow 0$ as $t \rightarrow \infty$.

Proof. From (C.1), taking $x = e^y$, we have

$$\mathcal{L}(e^y) = c(e^y) \exp \left\{ \int_{x_0}^y u(e^{t'}) dt' \right\}, \quad (\text{where, } t = e^{t'}).$$

Setting, $u^*(e^{t'}) = t' u(e^{t'}) \rightarrow 0$, for larger t' , then

$$\begin{aligned} \mathcal{L}(e^y) &= c(e^y) \exp \left\{ \int_{x_0}^y \frac{u^*(e^{t'})}{t'} dt' \right\}, \\ &= c(e^y) \exp \left\{ \int_{e^{x_0}}^{e^y} \frac{u^*(t)}{t \log t} dt \right\}, \end{aligned}$$

where, $t' = \log t$. □

Now we obtain necessary and sufficient conditions for a df F belongs to the p-max domain of attraction of log-GEV and negative log-GEV stable laws. The next theorems examines the properties of regularly varying function for standardized these families.

Theorem 2.1. A df $F \in \mathcal{D}_p(L_{1,\xi})$,
(i) $r(F) = \infty$, and $\xi > 0$ if and only if

$$\lim_{t \rightarrow \infty} \frac{\bar{F}(x^{\xi} e^t)}{\bar{F}(e^t)} = (\log(x^{\xi} e))^{-\frac{1}{\xi}}, \quad (2.2)$$

(ii) $0 < r(F) < \infty$, and $\xi < 0$ if and only if

$$\lim_{t \rightarrow \infty} \frac{\bar{F}(r(F) e^{-t/\log(x^{\xi} e)})}{\bar{F}(r(F) e^{-t})} = (\log(x^{\xi} e))^{-\frac{1}{\xi}}. \quad (2.3)$$

Proof. (i) For $\xi > 0$ and $r(F) = \infty$, we have $L_{1,\xi}(x) = K_{1,\alpha}(x^{\alpha^{-1}} e)$ for $\alpha = \frac{1}{\xi}$. By Theorem C.2-(a), is then equivalent to $\bar{F}(\exp(\cdot)) \in RV_{-\alpha}$. Taking $z = \log(x^{\frac{1}{\alpha}} e)$ and from Theorem C.6-(1), setting $\frac{u(t)}{t \log t} = \frac{f(t)}{F(t)} - \frac{\alpha}{t \log t} \rightarrow 0$, for large t and from Lemma 2.1,

$$\frac{\mathcal{L}(e^{tz})}{\mathcal{L}(e^t)} = \frac{c(e^{tz}) \bar{F}(e^t)}{c(e^t) \bar{F}(e^{tz})} z^{-\alpha},$$

Taking limit both side as $t \rightarrow \infty$ which is (2.2). If (2.2) holds, choose $d_n = \log F^{\leftarrow}(1 - 1/n)$, then $1/\bar{F}(e^{d_n}) = n$ (see, Mohan and Ravi 1993) and then,

$$\lim_{n \rightarrow \infty} \frac{\bar{F}(x^{\frac{d_n}{\alpha}} e^{d_n})}{\bar{F}(e^{d_n})} = \lim_{n \rightarrow \infty} n \bar{F}(x^{\frac{d_n}{\alpha}} e^{d_n}) = (\log(x^{\frac{1}{\alpha}} e))^{-\alpha},$$

whence, from (1.3), $F \in \mathcal{D}(L_{1,\xi})$, for $\xi = \alpha^{-1}$.

(ii) Now, we have $L_{1,\xi}(x) = K_{2,\alpha}(x^{\frac{1}{\alpha}} e)$, for $\alpha = -\frac{1}{\xi}$, $\xi < 0$ and $0 < r(F) < \infty$. By Theorem C.3-(a), $\bar{F}(r(F) \exp(-1/(\cdot)))$ is regularly varying with exponent $(-\alpha)$. From Theorem C.6-(2), we choose $\frac{u(t)}{t \log(r(F)/t)} = \frac{f(t)}{F(t)} - \frac{\alpha}{t \log(r(F)/t)} \rightarrow 0$, for $t \rightarrow \infty$ and from Lemma 2.1,

$$\frac{\mathcal{L}(r(F) e^{-t/z})}{\mathcal{L}(r(F) e^{-t})} = \frac{c(r(F) e^{-t/z}) \bar{F}(r(F) e^{-t})}{c(r(F) e^{-t}) \bar{F}(r(F) e^{-t/z})} z^{\alpha}.$$

where, $z = \log(x^{-\frac{1}{\alpha}} e)$. Taking limit both side as $t \rightarrow \infty$ which is (2.3). Conversely, if (2.3) holds, setting $d_n = -\log \frac{r(F)}{F^{\leftarrow}(1-1/n)}$, then $1/\bar{F}(r(F) e^{-d_n}) = n$, (see, Mohan and Ravi 1993) and then,

$$\lim_{n \rightarrow \infty} \frac{\bar{F}(r(F) e^{-d_n/x})}{\bar{F}(r(F) e^{-d_n})} = \lim_{n \rightarrow \infty} n \bar{F}(r(F) e^{-d_n/x}) = \left(\log(x^{-\frac{1}{\alpha}} e) \right)^{\alpha}.$$

whence again, from (1.3), $F \in \mathcal{D}(L_{1,\xi})$, □

Theorem 2.2. A df $F \in \mathcal{D}_p(L_{2,\xi})$,
 (i) $r(F) = 0$, and $\xi > 0$ if and only if

$$\lim_{t \rightarrow \infty} \frac{\bar{F}(-(-x)^{\xi t} e^{-t})}{\bar{F}(-e^{-t})} = (-\log((-x)^{\xi} e))^{-\frac{1}{\xi}}. \quad (2.4)$$

(ii) $r(F) < 0$, and $\xi < 0$ if and only if

$$\lim_{t \rightarrow \infty} \frac{\bar{F}(r(F)e^{t/\log((-x)^{\xi} e)})}{\bar{F}(r(F)e^t)} = (-\log((-x)^{\xi} e))^{-\frac{1}{\xi}}; \quad (2.5)$$

Proof. (i) We have $L_{2,\xi}(x) = K_{4,\alpha}(-(-x)^{\frac{1}{\alpha}} e)$ for $\alpha = \frac{1}{\xi}$. Suppose, $\xi > 0$ and $r(F) = 0$, by Theorem C.2-(b), $\bar{F}(-\exp(-(\cdot))) \in RV_{-\alpha}$. Putting $z = \log((-x)^{-\frac{1}{\alpha}} e)$ and from Theorem C.6-(4), $\frac{u(t)}{t \log(-t)} = \frac{f(t)}{F(t)} - \frac{\alpha}{t \log(-t)} \rightarrow 0$, for $t \rightarrow \infty$ and from Lemma 2.1,

$$\frac{\mathcal{L}(-e^{-tz})}{\mathcal{L}(-e^{-t})} = \frac{c(-e^{-tz})\bar{F}(-e^{-t})}{c(-e^{-t})\bar{F}(-e^{-tz})} z^{-\alpha},$$

Taking limit both side as $t \rightarrow \infty$ and hence (2.4). Now, if (2.4) holds, define $d_n = -\log(-F^{\leftarrow}(1 - 1/n))$, then $1/\bar{F}(-e^{-d_n}) = n$ (see, Mohan and Ravi 1993) and,

$$\lim_{n \rightarrow \infty} \frac{\bar{F}(-(-x)^{\frac{d_n}{\alpha}} e^{d_n})}{\bar{F}(-e^{-d_n})} = \lim_{n \rightarrow \infty} n \bar{F}((-x)^{-\frac{d_n}{\alpha}} e^{-d_n}) = (\log((-x)^{-\frac{1}{\alpha}} e))^{-\alpha}.$$

From (1.3), this implies that $F \in \mathcal{D}(L_{2,\xi})$, for $\xi = \alpha^{-1}$.

(ii) Suppose, $\xi < 0$ and $r(F) < 0$, we have $L_{\xi}(x) = K_{5,\alpha}(-(-x)^{\frac{1}{\alpha}} e)$ for $\alpha = -\frac{1}{\xi}$. By Theorem C.3-(b), is then equivalent to $\bar{F}(r(F)\exp(1/(\cdot))) \in RV_{-\alpha}$. From Theorem C.6-(5), we choose $\frac{u(t)}{t \log(r(F)/t)} = \frac{f(t)}{F(t)} - \frac{\alpha}{t \log(r(F)/t)} \rightarrow 0$, for $t \rightarrow \infty$ and from Lemma 2.1,

$$\frac{\mathcal{L}(r(F)e^{t/z})}{\mathcal{L}(r(F)e^t)} = \frac{c(r(F)e^{t/z})\bar{F}(r(F)e^t)}{c(r(F)e^t)\bar{F}(r(F)e^{t/z})} z^{\alpha}.$$

where, $z = \log((-x)^{-\frac{1}{\alpha}} e)$. Taking limit both side as $t \rightarrow r(F)$ which is (2.2). If (2.2) holds, setting $d_n = \log \frac{r(F)}{F^{\leftarrow}(1-1/n)}$, then $1/\bar{F}(r(F)e^{d_n}) = n$ (see, Mohan and Ravi 1993) and then,

$$\lim_{n \rightarrow \infty} \frac{\bar{F}(r(F)e^{d_n/x})}{\bar{F}(r(F)e^{d_n})} = \lim_{n \rightarrow \infty} n \bar{F}(r(F)e^{d_n/x}) = \left(\log((-x)^{\frac{1}{\alpha}} e) \right)^{\alpha}.$$

whence, from (1.3), $F \in \mathcal{D}(L_{2,\xi})$, for $\xi = -\alpha^{-1}$. \square

Remark 2.1. In case of $\xi = 0$ (eq. 1.2) for $L_{\xi}(x) = \Phi_1(x)$ is proved in Theorem C.4 and for $L_{\xi}(x) = \Psi_1(x)$ presented Theorem C.5.

2.2. Moments. Some of the most important features and characteristics of a distribution can be studied through moments. The k th moments of PGEV are derived in the following theorems. In our proofs of k th moments of PGEV, the moment generating function (MGF) of Weibull with positive support plays an important role. Note that the MGF corresponding to a standard Weibull rv of Y with positive support specified as

$$M_Y(t; \alpha) = \alpha \int_0^{\infty} x^{\alpha-1} \exp(-tx - x^{\alpha}) dx. \quad (2.6)$$

Cheng et al. (2004) derived the moment generating function (MGF) of Y , when the parameter α takes integer values. Nadarajah and Kotz (2007) show that a closed form expression

for MGF of Y , for all rational values of shape parameter. Since, we assume $\alpha = p/q$, where $p \geq 1$ and $q \geq 1$, are coprime integers, the integral in (2.6) can be provided that

$$M_Y(t; \alpha) = \begin{cases} \alpha \sum_{j=0}^{q-1} \frac{(-1)^j}{j! t^{\alpha + \alpha j}} \Gamma(\alpha + \alpha j) [{}_{p+1}\mathcal{F}_q(1, \Delta(p, j\alpha + j); \Delta(q, 1 + j); (-1)^q z)], \\ \text{if } 0 < \alpha < 1; \\ \sum_{j=0}^{p-1} \frac{(-t)^j}{j!} \Gamma(1 + \frac{j}{\alpha}) [{}_{q+1}\mathcal{F}_p(1, \Delta(q, 1 + \frac{\alpha}{j}); \Delta(p, 1 + j); \frac{(-1)^p}{z})], \\ \text{if } \alpha > 1, \end{cases} \quad (2.7)$$

where, $z = p^p/(t^p q^q)$ and $\Delta(c, d) = \{d/c, (d+1)/c, \dots, (c+d-1)/c\}$ and ${}_p\mathcal{F}_q$ is the generalized hyper geometric function defined by

$${}_p\mathcal{F}_q(a_1, \dots, a_p; b_1, \dots, b_q; x) = \sum_{k=0}^{\infty} \frac{(a_1)_k (a_2)_k \dots (a_p)_k}{(b_1)_k (b_2)_k \dots (b_q)_k} \frac{x^k}{k!}$$

where, $(v)_k = v(v+1) \dots (v+k-1)$. In particular value $\alpha = 1$ simple integration of (2.6) gives,

$$M_Y(t; 1) = \frac{1}{1+t}. \quad (2.8)$$

In the case $\alpha = 2$ the MGF becomes

$$M_Y(t; 2) = 1 - \frac{t\sqrt{\pi}}{2} \exp\left(\frac{t^2}{4}\right) \operatorname{erf}\left(\frac{t}{2}\right), \quad (2.9)$$

where, the complementary error function defined by $\operatorname{erf}(x) = 1 - \frac{2}{\sqrt{\pi}} \int_0^x \exp(-t^2) dt$. The generalized hypergeometric function is widely available in many scientific software packages, such as R and Matlab.

The following results show that, the proofs of the k th moments of PGEV involve the application of MGF of standard Weibull distribution function.

Theorem 2.3. Let Y is a rv with standard Weibull df and X is a rv with PGEV in (1.6). For $k > 0$,

(i) X^+ is positive support and $\xi < 0$

$$E(X^+)^k = e^{k(\mu - \frac{\sigma}{\xi})} M_Y\left(\frac{k\sigma}{|\xi|}, \frac{1}{|\xi|}\right).$$

where, $M_Y(\cdot)$ defined in (2.7).

(ii) X^- is negative support and $\xi > 0$

$$E|X^-|^k = e^{k(\mu + \frac{\sigma}{\xi})} M_{Y^{-1}}\left(\frac{k\sigma}{\xi}, \frac{1}{\xi}\right).$$

Proof. Suppose $|Z| = (|X| e^{-\mu})^{\frac{1}{\sigma}}$ is a standardizing rv with df in (1.6) for $A = \{z : 1 + \operatorname{sign}(z)\xi \log|z| > 0\}$. We write

$$E|Z|^k = \int_A |z|^{k-1} (1 + \operatorname{sign}(Z)\xi \log|z|)^{-1-1/\xi} e^{-(1+\operatorname{sign}(Z)\xi \log|z|)^{-1/\xi}} dz, \quad (2.10)$$

We have

$$E|Z|^k = \frac{1}{\xi} \int_A e^{\frac{k}{\xi}(y-1)\operatorname{sign}(Z)-y^{-\frac{1}{\xi}}} y^{-1-\frac{1}{\xi}} dy, \quad \text{where, } y = 1 + \xi \operatorname{sign}(Z) \log|z|. \quad (2.11)$$

(i) Let Z^+ is a rv with positive support. From (2.11), the k th moment does not exist for $\xi > 0$. For $\xi < 0$, we have

$$\begin{aligned} E(Z^+)^k &= -\frac{1}{\xi} \int_0^\infty e^{\frac{k}{\xi}(y-1)-y^{-\frac{1}{\xi}}} y^{-1-\frac{1}{\xi}} dy, \\ &= e^{-\frac{k}{\xi}} M_Y \left(\frac{k}{|\xi|}, \frac{1}{|\xi|} \right). \end{aligned}$$

where, Y is a positive rv with standard Weibull distribution and $M_Y(\cdot)$ defined in (2.7). The k th moment of X^+ can be obtained as

$$E(X^+)^k = e^{k(\mu - \frac{\sigma}{\xi})} M_Y \left(\frac{k\sigma}{|\xi|}, \frac{1}{|\xi|} \right).$$

(ii) Similarly, let Z^- is a rv with neagitive support. From (2.11), the k th moment does not exist, for $\xi < 0$. For $\xi > 0$ we get

$$\begin{aligned} E|Z^-|^k &= \frac{1}{\xi} \int_0^\infty e^{\frac{k}{\xi}(1-y)-y^{-\frac{1}{\xi}}} y^{-1-\frac{1}{\xi}} dy, \\ &= e^{\frac{k}{\xi}} M_{Y^{-1}} \left(\frac{k}{\xi}, \frac{1}{\xi} \right). \end{aligned}$$

The k th moment of X^- can be obtained as

$$E|X^-|^k = e^{k(\mu + \frac{\sigma}{\xi})} M_{Y^{-1}} \left(\frac{k\sigma}{\xi}, \frac{1}{\xi} \right).$$

□

Remark 2.2. The k th moment of rvs X^+ with PGEV for $\xi > 0$ and the k th moment of rvs X^- with PGEV $\xi < 0$ do not exist.

The k th central moments of X are easily obtained from the ordinary moments by

$$E(X - E(X))^k = \sum_{j=0}^k \binom{k}{j} (-1)^j (E(X))^j E(X^{k-j}). \quad (2.12)$$

From (2.12) and $k = 2$, the variances of PGEV listed in Appendix D.

2.3. Entropy. An entropy of rv X is a measure of variation of the uncertainty. Shannon entropy is defined by

$$H(X) = - \int_A \log f(x) f(x) dx, \quad (2.13)$$

where, $A = \{x : f(x) > 0\}$. Here, the Shannon entropy of GEV family is well known as

$$H(X) = \log \tilde{\sigma} + (\tilde{\xi} + 1)\gamma + 1. \quad (2.14)$$

The Shannon entropy of six type of p-max stable laws are evaluated by Ravi and Saeb (2012). Now, we illustrate the Shannon entropy of PGEV family.

Theorem 2.4. If X is a rv with df PGEV for $\xi < 0$, then the Shannon entropy of X is given by

$$H(X) = \mu + \log \sigma + (1 + \xi)\gamma + \frac{\sigma}{\xi} E(\text{sign}(X)) [\Gamma(1 - \xi) - 1] + 1. \quad (2.15)$$

Proof. Let Z is a standardized rv with df PGEV ($\xi < 0$) in (B.1), the Shannon entropy is given by

$$\begin{aligned} H(Z) &= E(\log |Z|) + E \left(\log(1 + \text{sign}(Z)\xi \log |Z|)^{1+1/\xi} + (1 + \text{sign}(Z)\xi \log |Z|)^{-1/\xi} \right), \\ &= E_1 + E_2. \end{aligned} \quad (2.16)$$

Putting $Y = (1 + \text{sign}(Z)\xi \log |Z|)^{-1/\xi}$, and Y has standard exponential distribution.

$$E_1 = \xi^{-1} E(\text{sign}(Z)) E(Y^{-\xi} - 1) = \frac{1}{\xi} E(\text{sign}(Z)) [\Gamma(1 - \xi) - 1]. \quad (2.17)$$

Next,

$$E_2 = -(1 + \xi) E_Y(\log(Y)) + E_Y(Y) = (1 + \xi)\gamma + 1, \quad (2.18)$$

From (2.17), (2.18) we get

$$H(Z) = (1 + \xi)\gamma + \frac{1}{\xi} E(\text{sign}(Z)) [\Gamma(1 - \xi) - 1] + 1. \quad (2.19)$$

From lemma 1.3, Ravi and Saeb (2012), If $X = |Z|^\sigma e^\mu$ then

$$\begin{aligned} H(X) &= \mu + \log \sigma + (\sigma - 1) E \log |Z| + H(Z), \\ &= \mu + \log \sigma + (1 + \xi)\gamma + \frac{\sigma}{\xi} E(\text{sign}(X)) [\Gamma(1 - \xi) - 1] + 1. \end{aligned}$$

□

Remark 2.3. Note that, the Shannon entropy of the PGEV distribution for $\xi > 0$ does not exist.

Suppose Y is a rv with df F_Y and $X = h(Y)$ with df F_X where h is a continuous function. The entropy ordering $H(Y) < H(X)$, will be denoted as $F_Y \stackrel{E}{<} F_X$ or $Y \stackrel{E}{<} X$. In general case, the following lemma finds a direct relationship for entropy.

Lemma 2.2. If $E_X(\log |\nabla_X h^\leftarrow(X)|) < 0$ then $Y \stackrel{E}{<} X$.

Proof. We write,

$$F_X(x) = \Pr(h(Y) \leq x) = \Pr(Y \leq h^\leftarrow(x)) = F_Y(h^\leftarrow(x)),$$

with respective density function

$$f_X(x) = f_Y(h^\leftarrow(x)) |\nabla_x(h^\leftarrow(x))|.$$

From definition of entropy we have

$$\begin{aligned} H(X) &= - \int_{\mathbb{R}} f_Y(h^\leftarrow(x)) \log(f_Y(h^\leftarrow(x))) d(h^\leftarrow(x)) - \int_{\mathbb{R}} f_X(x) \log |\nabla_x h^\leftarrow(x)| dx, \\ &= H(Y) - E_X(\log |\nabla_X(h^\leftarrow(X))|). \end{aligned} \quad (2.20)$$

Noting that, if $E_X(\log |\nabla_X h^\leftarrow(X)|) < 0$ then $Y \stackrel{E}{<} X$. □

The following theorem investigates the entropy ordering in GEV families with $\xi < 0$.

Theorem 2.5. Suppose Y has GEV family. If $X = \text{sign}(X) \exp(|Y|)$ is a rv with PGEV ($\xi < 0$) then $Y \stackrel{E}{<} X$.

Proof. (i) Let X^+ is a positive rv and $h(x) = \exp(x)$. From Lemma 2.2, it is enough to show that, $E_X(\log(X)) > 0$. Use the proof of Theorem 2.4, we have $E_X(\log(X)) = \mu + \frac{\sigma}{\xi}(\Gamma(1 + |\xi|) - 1)$. Since, the Shannon entropy of PGEV for $\xi < 0$ exists, $\Gamma(1 + |\xi|) > 0$ for all $\xi < 0$, and $Y \stackrel{E}{<} X^+$ holds.

(ii) Similarly, define $h(x) = -\exp(-x)$ and X^- is a negative rv. From Lemma 2.2 and Theorem 2.4, $E_X(\log |X|) = \mu - \frac{\sigma}{\xi}(\Gamma(1 - \xi) - 1) > 0$ for all $\xi < 0$ and hence the proof. □

2.4. Dispersion ordering. Lewis and Thompson (1981) have defined the concept of “ordering in dispersion”. Two distributions F_X and F_Y are said to be ordered in dispersion, denoted by $F_Y \stackrel{disp}{<} F_X$ if and only if

$$F_Y^{\leftarrow}(u) - F_Y^{\leftarrow}(v) \leq F_X^{\leftarrow}(u) - F_X^{\leftarrow}(v), \quad \text{for all } 0 < v < u < 1.$$

It is easily seen by putting $u = F_Y(y)$ and $v = F_Y(x)$ where $y \leq x$ that $F_Y \stackrel{disp}{<} F_X$ if and only if

$$F_X^{\leftarrow}(F_Y(x)) + x \text{ is nondecreasing in } x, \quad (2.21)$$

then, F_Y is said to be tail-ordered with respect to F_X ($F_Y \stackrel{tail}{<} F_X$). Thus we see that dispersive ordering is the same as tail-ordering. Oja (1981) shows that the dispersion ordering implies both variance ordering and entropy ordering ($\stackrel{EV}{<}$). In other word, $F_Y \stackrel{disp}{<} F_X$ is a sufficient condition for $Y \stackrel{EV}{<} X$ (variance and entropy order similarly). Entropy ordering of distributions within many parametric families are studied in Ebrahimi et al. (1999).

Let $L(x_p) = 1 - p$, where, $L(\cdot)$ is the distribution (1.6) so that

$$x_p = \text{sign}(X) \exp \left(\frac{\sigma}{\xi} \text{sign}(X) (y_p^{-\xi} - 1) + \mu \right); \quad (2.22)$$

We also well known the quantile for $\xi = 0$ in (1.2) we get

$$x_p = \frac{\tilde{\sigma}}{\tilde{\xi}} (y_p^{-\tilde{\xi}} - 1) + \tilde{\mu}, \quad (2.23)$$

where $y_p = -\log(1 - p)$. The following corollary investigates the dispersion ordering in the GEV families.

Corollary 2.1. Suppose X and Y are rvs to correspond PGEV and GEV families. Let X^+ is a positive support, from (2.21) and (2.22) we have

$$L^{\leftarrow}(G(x)) = \exp(x) + x,$$

is a nondecreasing function for all x in support of GEV, then, $Y \stackrel{disp}{<} X^+$. On the other hand, the result from Oja (1981) and Theorem 2.5, the entropy of GEV and PGEV families are ordered for $\xi < 0$, we conclude that the variances are also ordered in ξ , so, $Y \stackrel{EV}{<} X^+$ for $\xi < 0$. Similarly, if X^- is a rv with negative support, from Theorem 2.5, $Y \stackrel{EV}{<} X^-$ for $\xi < 0$ and hence the proof.

3. METHODS OF ESTIMATIONS

3.1. Maximum Likelihood Estimation. The method of maximum likelihood estimation (MLE) using Newton-Raphson iteration to maximize the likelihood function of GEV, as recommended by Prescott and Walden (1980). The log-likelihood function for (μ, σ, ξ) based on PGEV family, given by

$$\begin{aligned} \ell(x; \mu, \sigma, \xi) = & -k \log \sigma - \sum_{i=1}^k \log |x_i| - \left(1 + \frac{1}{\xi}\right) \sum_{i=1}^k \log \left(1 + \xi \text{sign}(x) \left(\frac{\log |x_i| - \mu}{\sigma}\right)\right) \\ & - \sum_{i=1}^k \left(1 + \xi \text{sign}(x) \left(\frac{\log |x_i| - \mu}{\sigma}\right)\right)^{-1/\xi}; \end{aligned} \quad (3.1)$$

For determining the MLEs of the parameters μ , σ and ξ , we can use the same procedure as for the GEV law. Since, there is no analytical solution, but for any given dataset the maximization is straightforward using standard numerical optimization algorithms. Jenkinson (1969), Prescott and Walden (1980) show that the elements of the Fisher information matrix

for GEV distribution ($\xi \neq 0$). Since the $\log|x|$ is free from parameters, the Fisher information matrix for PGEV is similar the Fisher information matrix for GEV law. Since, the Shannon entropy is equivalent to the negative log-likelihood function and from remark 2.3 the MLEs exists for $\xi < 1$. Smith (1985) has investigated the classical regularity conditions for the asymptotic properties of MLEs are not satisfied but he shows that, when $\xi > -0.5$ the MLEs have usual asymptotic properties. For $\xi = -0.5$ the MLEs are asymptotically efficient and normally distributed, but with a different rate of convergence. We remark that results of Smith applies also to the three parameters. The MLEs may nonregular for $\xi < -0.5$ and $\xi \geq 1$, but Bayesian techniques offer an alternative that is often preferable.

3.2. Bayesian Estimation. Let $\boldsymbol{\theta}$ is a vector of the model parameters in a space Θ and $\pi(\boldsymbol{\theta})$ denote the density of the prior distribution for $\boldsymbol{\theta}$. The posterior density of $\boldsymbol{\theta}$ is given by

$$\pi(\boldsymbol{\theta}|\mathbf{x}) = \frac{\pi(\boldsymbol{\theta}) \exp(\ell(\mathbf{x}; \boldsymbol{\theta}))}{\int_{\Theta} \pi(\boldsymbol{\theta}) \exp(\ell(\mathbf{x}; \boldsymbol{\theta})) d\boldsymbol{\theta}} \propto \pi(\boldsymbol{\theta}) \exp(\ell(\mathbf{x}; \boldsymbol{\theta})).$$

where, $\ell(\cdot)$ is log-likelihood function. However, computing posterior inference directly is difficult. To bypass this problem we can use simulation bases techniques such as Markov Chain Monte Carlo (MCMC). The Markov Chain is generated using standard Metropolis (Hastings, 1970) within Gibbs (Geman and Geman, 1984) methods. Setting $\boldsymbol{\theta} = (\mu, \eta, \xi)$ where, $\eta = \log \sigma$ is easier to work. We might choose a prior density function

$$\pi(\boldsymbol{\theta}) = \pi_{\mu}(\mu) \pi_{\eta}(\eta) \pi_{\xi}(\xi),$$

where the marginal priors, $\pi_{\mu}(\cdot)$, $\pi_{\eta}(\cdot)$ and $\pi_{\xi}(\cdot)$, are normal density function with mean zero and variances, v_{μ} , v_{η} and v_{ξ} respectively. These are independent normal priors with large variances. The variances are chosen large enough to make the distributions almost flat and therefore should correspond to prior ignorance. The choice of normal densities is arbitrary. The proposed value $\boldsymbol{\theta}^*$ at point i is $\boldsymbol{\theta}^* = \boldsymbol{\theta}^{(i)} + \boldsymbol{\epsilon}$. The $\boldsymbol{\epsilon} = (\epsilon_{\mu}, \epsilon_{\eta}, \epsilon_{\xi})$ are normally distributed variables, with zero means and variances w_{μ} , w_{η} and w_{ξ} respectively.

Now we specify an arbitrary probability rule $q(\boldsymbol{\theta}_{i+1}|\boldsymbol{\theta}_i)$ for iterative simulation of successive values. The distribution q is called the proposal distribution. Possibilities include $(\boldsymbol{\theta}_{i+1}|\boldsymbol{\theta}_i)$ is Normal density with mean $\boldsymbol{\theta}_i$ and variance one. Then $q(\boldsymbol{\theta}_i|\boldsymbol{\theta}^*) = \tilde{f}(\boldsymbol{\theta}^* - \boldsymbol{\theta}_i)$, where $\tilde{f}(\cdot)$ is the density function of $\boldsymbol{\epsilon}$. Since the distribution of $\boldsymbol{\epsilon}$ is symmetric about zero $q(\boldsymbol{\theta}_i|\boldsymbol{\theta}^*) = q(\boldsymbol{\theta}^*|\boldsymbol{\theta}_i)$. The acceptance probability

$$\Omega_i = \min \left\{ 1, \frac{\exp(\ell(\mathbf{x}; \boldsymbol{\theta}^*)) \pi(\boldsymbol{\theta}^*)}{\exp(\ell(\mathbf{x}; \boldsymbol{\theta}_i)) \pi(\boldsymbol{\theta}_i)} \right\}, \quad (3.2)$$

was suggested by Hastings (1970). Here we accepted the proposed value $\boldsymbol{\theta}^*$ with probability Ω_i . We note that, the variance of $\boldsymbol{\epsilon}$ affects the acceptance probability, if the variance is too low most proposals will be accepted, resulting in very slow convergence, and if it is too high very few will be accepted and the moves in the chain will often be large. Appendix E.1 gives the details of the required algorithm.

Here we find few papers linking the Bayesian method and extreme value analysis. Smith and Naylor (1987) who compare Bayesian and maximum likelihood estimators for the Weibull distribution. Coles and Powell (1996) and Coles and Tawn (1996) for a detailed review of Bayesian methods in extreme value modelling. Stephenson and Tawn (2004) perform inference using reversible jump MCMC techniques for extremal types.

3.3. Prediction. We are interested in the outcome y of the future experiment. Within the Bayesian framework, the predictive distribution function is argued by Aitchison and Dunsmore (1975). In particular, since the objective of an extreme value analysis is usually an estimate of the probability of future events reaching extreme levels, expression through predictive distributions is natural. Let Y is a rv with annual maximum distribution over a

future period of years and \mathbf{x} represents historical observations. The predictive distribution function is defined as

$$\begin{aligned}\Pr(Y < y|\mathbf{x}) &= \int_{\Theta} \Pr(Y < y|\boldsymbol{\theta})\pi(\boldsymbol{\theta}|\mathbf{x})d\boldsymbol{\theta}, \\ &\simeq \frac{1}{n} \sum_{i=1}^n \Pr(Y < y|\boldsymbol{\theta}_i),\end{aligned}$$

where $\boldsymbol{\theta}_i$ is the output from the i^{th} iteration of a sample of size n from the Gibbs sampler of posterior distribution of $\boldsymbol{\theta}$. Estimates of extreme quantiles of the annual maximum distribution are then obtained by solving the equation

$$\frac{1}{n} \sum_{i=1}^n \Pr(Y < x_p|\boldsymbol{\theta}_i) = 1 - p, \quad (3.3)$$

for x_p with various values of m where, $m = 1/p$ is defined as return period.

3.4. Real Data Analysis. In this section we shall use the PGEV model to a real data set. This analysis is based on the annual maximum yearly rainfall data of station Eudunda, Australia (Latitude 34.18S; Longitude 139.08E and Elevation 415 m) which collected during 1881-2015. Annual maxima, corresponding to the year from 1881, were found from the 135 years worth of data and are plotted in Fig 3. We assume that the pattern of variation has stayed constant over the observation period, so we model the data as independent observations from the GEV families. Here, maximization of GEV and PGEV log-likelihood functions using the "Nelder-Mead" algorithms. All the computations were done using R programming language.

In what follows we shall apply formal goodness of fit tests in order to verify which distribution fits better to these data. We apply the Cramér-von Mises (C) and Anderson-Darling (A) test statistics. The test statistics C and A are described in detail in Chen and Balakrishnan (1995). In general, the smaller values of statistics C and A , the better fit to data. Additionally, from the critical values of statistics C and A given in Chen and Balakrishnan (1995), it is possible to calculate the p-values corresponding to each test statistics. The null hypothesis is $H_0 : \{X_1, \dots, X_n\}$ comes from GEV/PGEV families. To test H_0 , we can proceed as appendix E.2. The values of statistics C and A (p-values between parentheses) for all models are given in Table 2. From this table we conclude that does not evidence to reject the null hypothesis for GEV/PGEV distributions. Table 3 lists the MLE method of the parameters estimation and standard errors in parentheses. Since the values of standard errors in PGEV model are lower than other laws, we suggesting that the PGEV model is best fit model for these data. Within the Bayesian model with non-informative prior distributions, the algorithm in E.1 was applied to annual maxima dataset. Initializing the MCMC algorithm with maximum likelihood estimates as our initial vector, $\theta_0 = (4.3614, 0.2853, -0.2386)$ should produce a chain with small burn-in period. After some pilot runs, a Markov chain of 1000 iterations was then generated with good mixing properties (Figure 4). The burn-in period was taken to be the first 400 iterations which the stochastic variations in the chain seem reasonably homogeneous. If we accept this, after deleting the first 600 simulations, the remaining 400 simulated values can be treated as dependent realizations whose marginal distribution is the target posterior. The sample means (and standard error) of each marginal component of the chain are

$$\hat{\mu} = 4.3615 (0.0265) \quad \hat{\sigma} = 0.2848 (0.0144) \quad \hat{\xi} = -0.2411 (0.0340).$$

Finally, using eq. 3.3, a plot of the predictive distribution of a future annual maximum is shown in Fig. 5 on the usual return period scale. Table.4 shows the predictive return levels x_p for m years where, $m = \frac{1}{p}$ is return period. For example, the corresponding estimate for the 4 years return level is $x_{0.75} = 106.59$.

APPENDIX A.

The p-max stable laws, namely,

$$\text{the log-Fr chet law:} \quad K_{1,\alpha}(x) = \begin{cases} 0, & x < 1, \\ \exp(-(\log x)^{-\alpha}), & 1 \leq x; \end{cases}$$

$$\text{the log-Weibull law:} \quad K_{2,\alpha}(x) = \begin{cases} 0, & x < 0, \\ \exp(-(-\log x)^\alpha), & 0 \leq x < 1, \\ 1, & 1 \leq x; \end{cases}$$

$$\text{the standard Fr chet law:} \quad K_3(x) = \Phi_1(x), x \in \mathbb{R};$$

$$\text{the negative log-Fr chet law:} \quad K_{4,\alpha}(x) = \begin{cases} 0, & x < -1, \\ \exp(-(-\log(-x))^{-\alpha}), & -1 \leq x < 0, \\ 1, & 0 \leq x; \end{cases}$$

$$\text{the negative log-Weibull law:} \quad K_{5,\alpha}(x) = \begin{cases} \exp(-(\log(-x))^\alpha) & x < -1, \\ 1, & -1 \leq x; \end{cases}$$

$$\text{the standard Weibull law:} \quad K_6(x) = \Psi_1(x), x \in \mathbb{R};$$

where, $\alpha > 0$ being a parameter.

APPENDIX B.

The density function of (1.6), respectively, given by

$$l_\xi(x; \mu, \sigma) = \frac{1}{\sigma|x|} \exp \left(- \left(1 + \frac{\xi}{\sigma} \text{sign}(x) (\log|x| - \mu) \right)_+^{-1/\xi} \right) \left(1 + \frac{\xi}{\sigma} \text{sign}(x) (\log|x| - \mu) \right)_+^{-1-1/\xi}; \quad (\text{B.1})$$

And from (1.2), density function of PGEV distribution with $\xi = 0$ is well known as

$$l_{\tilde{\xi}}(x; \tilde{\sigma}) = \frac{1}{\tilde{\sigma}} \exp \left(- \left(1 + \frac{\tilde{\xi}(x - \tilde{\mu})}{\tilde{\sigma}} \right)^{-1/\tilde{\xi}} \right) \left(1 + \frac{\tilde{\xi}(x - \tilde{\mu})}{\tilde{\sigma}} \right)^{-1-1/\tilde{\xi}}. \quad (\text{B.2})$$

A quantile estimator and variance of x_p are defined by substituting estimators μ , σ and ξ for the parameters in (2.22) and (2.23). Note that x_p is a function of μ , σ and ξ and it is a rv. The variance of x_p is given by the delta method,

$$\text{Var}(x_p) = \nabla_{\boldsymbol{\theta}} x_p^T \boldsymbol{\Sigma} \nabla_{\boldsymbol{\theta}} x_p, \quad (\text{B.3})$$

where, $\boldsymbol{\Sigma}$ is variance covariance matrix and $\nabla_{\boldsymbol{\theta}} x_p^T$ for $\boldsymbol{\theta} = [\mu, \sigma, \xi]$ is calculating by

$$\nabla_{\boldsymbol{\theta}} x_p^T = |x_p| \left[1, \xi^{-1}(y_p)^{-\xi} - 1, \frac{\sigma}{\xi^2} [(y_p)^{-\xi} \log(y_p)^{-\xi} - ((y_p)^{-\xi} - 1)] \right].$$

where, $\xi \neq 0$. For $\xi = 0$ (2.23) is still valid for $\tilde{\boldsymbol{\theta}} = [\tilde{\mu}, \tilde{\sigma}, \tilde{\xi}]$ with

$$\nabla_{\tilde{\boldsymbol{\theta}}} x_p^T = \left[1, -\tilde{\xi}^{-1}(1 - (y_p)^{-\tilde{\xi}}), \tilde{\sigma} \tilde{\xi}^{-2}(1 - (y_p)^{-\tilde{\xi}}) - \frac{\tilde{\sigma}}{\tilde{\xi}} (y_p)^{-\tilde{\xi}} \log(y_p) \right].$$

where $y_p = -\log(1 - p)$. Approximate confidence intervals (CI) can also be obtained by the delta method. The delta method enable the approximate normality of \hat{x}_p to be used to obtain CI for x_p . It follows that an approximate $(1 - \alpha)$ CI for x_p is $\hat{x}_p \pm z_{\alpha/2} \sqrt{\text{Var}(\hat{x}_p)}$.

In following, illustrate figures 1 and 2 of standardized density function l_ξ for different values of ξ .

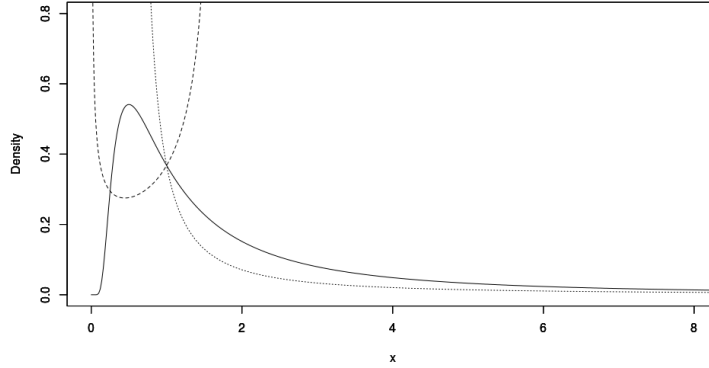


FIGURE 1. graph of density function with positive support for $\xi = -2$ (dash), $\xi = 2$ (dots) and standard Fréchet (line).

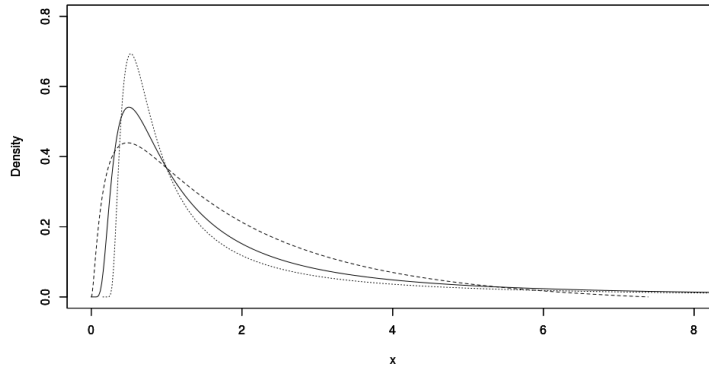


FIGURE 2. graph of density function with positive support for $\xi = -0.5$ (dash), $\xi = 0.5$ (dots) and standard Fréchet (line)

APPENDIX C.

Theorem C.1. (Resnick 1987, The Karamata representation) \mathcal{L} is slowly varying iff \mathcal{L} can be represented as

$$\mathcal{L}(x) = c(x) \exp \left\{ \int_z^x \frac{u(t)}{t} dt \right\}, \quad z < x < \infty, \quad (\text{C.1})$$

where, $c(t) \rightarrow c > 0$ and $u(t) \rightarrow 0$ as $t \rightarrow \infty$ locally uniformly.

Theorem C.2. (Mohan and Ravi 1993) (a) $F \in \mathcal{D}_p(K_{1,\alpha})$ iff $r(F) = \infty$ and $\bar{F}(\exp(\cdot))$ is regularly varying at ∞ with exponent $(-\alpha)$. (b) $F \in \mathcal{D}_p(K_{4,\alpha})$ iff $r(F) = 0$ and $\bar{F}(-\exp(-\cdot))$ is regularly varying at ∞ with exponent $(-\alpha)$.

Theorem C.3. (Mohan and Ravi 1993) (a) $F \in \mathcal{D}_p(K_{2,\alpha})$ iff $0 < r(F) < \infty$ and $\bar{F}(r(F) \exp(-1/(\cdot)))$ is regularly varying at ∞ with exponent $(-\alpha)$. (b) $F \in \mathcal{D}_p(K_{5,\alpha})$ iff $r(F) < 0$ and $\bar{F}(r(F) \exp(1/(\cdot)))$ is regularly varying at ∞ with exponent $(-\alpha)$.

Theorem C.4. (Mohan and Ravi 1993) A df $F \in \mathcal{D}_p(\Phi_1)$ if and only if $r(F) > 0$, and

$$\lim_{t \uparrow r(F)} \frac{\bar{F}(t \exp(yu(t)))}{\bar{F}(t)} = \exp(-y)$$

for some positive valued function u .

Theorem C.5. (Mohan and Ravi 1993) A df $F \in \mathcal{D}_p(\Psi_1)$ if and only if $r(F) \leq 0$, and

$$\lim_{t \uparrow r(F)} \frac{\bar{F}(t \exp(yu(t)))}{\bar{F}(t)} = \exp(y),$$

for some positive valued function u .

Theorem C.6 (Mohan and Subramanya (1998)). Let df F has pdf $f > 0$ on $(l(F), r(F))$, and for some $\alpha > 0$,

- (1) $F \in \mathcal{D}_p(K_{1,\alpha})$, if $r(F) = \infty$ and $\lim_{x \rightarrow \infty} \frac{xf(x) \log x}{1-F(x)} = \alpha$.
- (2) $F \in \mathcal{D}_p(K_{2,\alpha})$, if $0 < r(F) < \infty$ and $\lim_{x \rightarrow r(F)} \frac{xf(x) \log(\frac{r(F)}{x})}{1-F(x)} = \alpha$.
- (3) $F \in \mathcal{D}_p(K_3)$, if

$$r(F) > 0, \quad \int_x^{r(F)} \frac{(1-F(t))}{t} dt < \infty \text{ and } \lim_{x \rightarrow r(F)} \frac{xf(x)}{(1-F(x))^2} \int_x^{r(F)} \frac{(1-F(t))}{t} dt = 1.$$

- (4) $F \in \mathcal{D}_p(K_{4,\alpha})$ if $r(F) = 0$ and $\lim_{x \uparrow 0} \frac{xf(x) \log(-x)}{1-F(x)} = \alpha$.
- (5) $F \in \mathcal{D}_p(K_{5,\alpha})$ if $r(F) < 0$ and $\lim_{x \uparrow r(F)} \frac{xf(x) \log(\frac{r(F)}{x})}{1-F(x)} = \alpha$.
- (6) $F \in \mathcal{D}_p(K_6)$ if

$$r(F) \leq 0, \quad - \int_{-\infty}^{r(F)} \frac{(1-F(t))}{t} dt < \infty \text{ and } \lim_{x \uparrow r(F)} \frac{xf(x)}{(1-F(x))^2} \int_x^{r(F)} \frac{1-F(t)}{t} dt = 1.$$

APPENDIX D.

TABLE 1. Variance of .

Family	Variance
X^+	$\xi < 0 \quad e^{2(\mu-\sigma/\xi)} \sum_{j=0}^2 \binom{2}{j} (-1)^j \left(M_Y \left(\frac{\sigma}{ \xi }, \frac{1}{ \xi } \right) \right)^j M_Y \left(\frac{(2-j)\sigma}{ \xi }, \frac{1}{ \xi } \right)$
X^-	$\xi > 0 \quad e^{2(\mu+\sigma/\xi)} \sum_{j=0}^2 \binom{2}{j} (-1)^j \left(M_{Y^{-1}} \left(\frac{\sigma}{\xi}, \frac{1}{ \xi } \right) \right)^j M_{Y^{-1}} \left(\frac{(2-j)\sigma}{\xi}, \frac{1}{ \xi } \right)$

APPENDIX E.

E.1. MCMC algorithm.

1. Initialize the values at $\boldsymbol{\theta}^{(0)} = (\mu^{(0)}, \sigma^{(0)}, \xi^{(0)})$ and the counter at $j = 1$.
2. Simulate $\boldsymbol{\theta}^* \sim N(\boldsymbol{\theta}^{(j-1)}, \omega_{\boldsymbol{\theta}})$, where, $\omega_{\boldsymbol{\theta}}$ are chosen small enough.
3. Accept $\mu^{(j)} = \mu^*$ with probability $\Omega(\mu^*, \mu^{(j-1)})$ where,

$$\Omega(\mu^*, \mu^{(j-1)}) = \min \left\{ 1, \frac{\pi(\mu^* | \eta^{(j-1)}, \xi^{(j-1)})}{\pi(\mu^{(j-1)} | \eta^{(j-1)}, \xi^{(j-1)})} \right\};$$

And otherwise, $\mu^{(j)} = \mu^{(j-1)}$.

4. Accept $\eta^{(j)} = \eta^*$ with probability $\Omega(\eta^*, \eta^{(j-1)})$ where,

$$\Omega(\eta^*, \eta^{(j-1)}) = \min \left\{ 1, \frac{\pi(\eta^* | \mu^{(j)}, \xi^{(j-1)})}{\pi(\eta^{(j-1)} | \mu^{(j)}, \xi^{(j-1)})} \right\};$$

And $\eta^{(j)} = \eta^{(j-1)}$ otherwise.

5. Accept $\xi^{(j)} = \xi^*$ with probability $\Omega(\xi^*, \xi^{(j-1)})$ where,

$$\Omega(\xi^*, \xi^{(j-1)}) = \min \left\{ 1, \frac{\pi(\xi^* | \mu^{(j)}, \eta^{(j)})}{\pi(\xi^{(j-1)} | \mu^{(j)}, \eta^{(j)})} \right\};$$

And $\eta^{(j)} = \eta^{(j-1)}$ otherwise.

6. Increasing j and return to step 2.

E.2. Goodness of fit algorithm. To test $H_0 : X_1, \dots, X_n \sim F(x; \theta)$, we can proceed as follows.

1. Compute $v_i = F(x_i; \hat{\theta})$, where the x_i 's are in ascending order.
2. Compute $y_i = \eta^\leftarrow(v_i)$, where $\eta(\cdot)$ is the standard normal df and $\eta^\leftarrow(\cdot)$ its inverse;
3. Compute $u_i = \eta((y_i - \bar{y})/s_y)$, where $\bar{y} = \sum_{i=1}^n y_i/n$ and $s_y^2 = \sum_{i=1}^n (y_i - \bar{y})^2/(n-1)$;
4. Calculate

$$W^2 = \sum_{i=1}^n \left(u_i - \frac{(2i-1)}{2n} \right)^2 + \frac{1}{12n},$$

and

$$A^2 = -n - \frac{1}{n} \sum_{i=1}^n ((2i-1) \log(u_i) + (2n+1-2i) \log(1-u_i));$$

5. Modify W^2 into $C = W^2(1 + 0.5/n)$ and $A = A^2(1 + 0.75/n + 2.25/n^2)$. Reject H_0 at the significance level α if the modified statistics exceed the upper tail significance points given in Table 1 of Chen and Balakrishnan (1995).

TABLE 2. Goodness of fit tests

Laws	C		A	
GEV	0.0163	(p-value > 0.5)	0.4576	(p-value > 0.25)
Gumbel	0.0286	(p-value > 0.5)	0.7544	(p-value > 0.01)
PGEV	0.0327	(p-value > 0.5)	0.9174	(p-value > 0.01)

APPENDIX F.

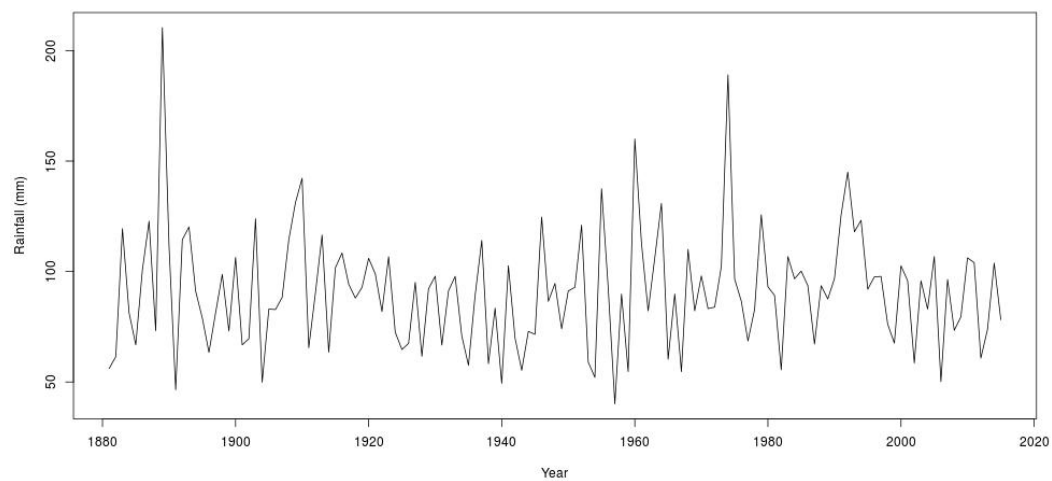


FIGURE 3. Annual maximum rainfall recorded at Eudunda, Australia since 1881

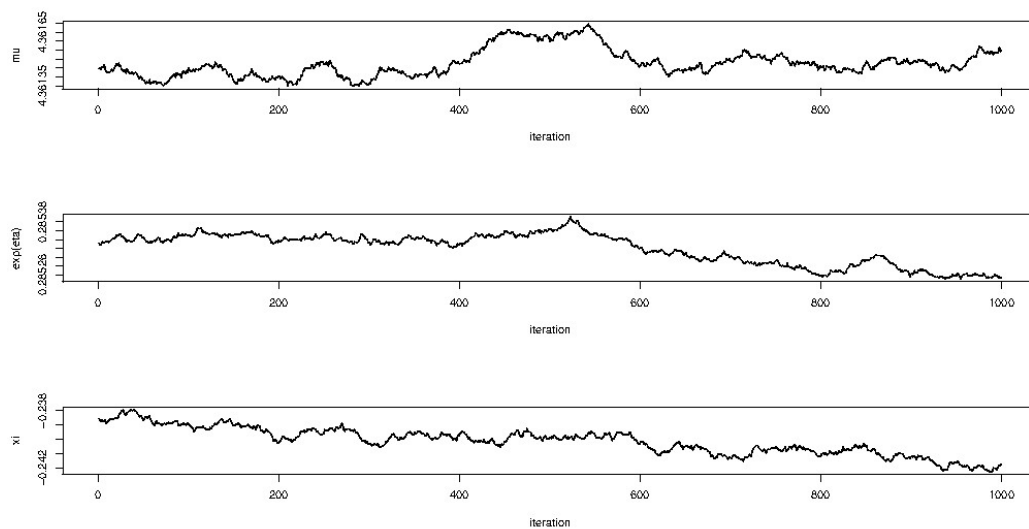


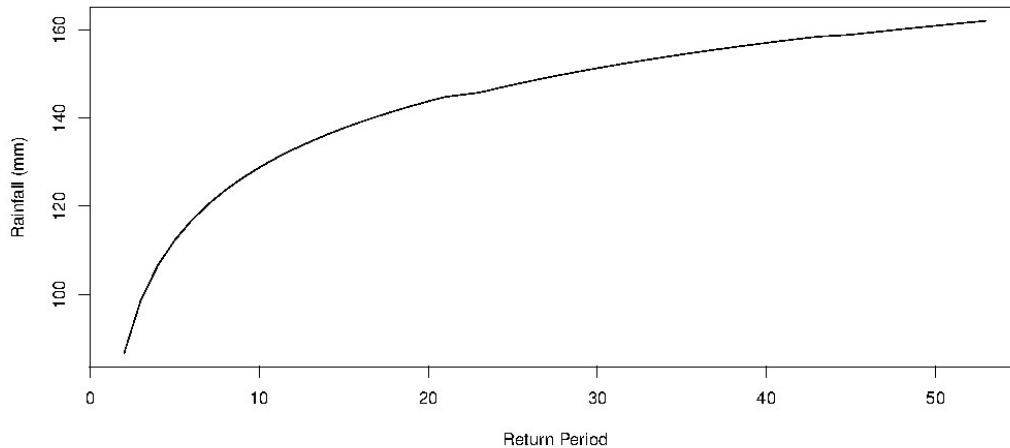
FIGURE 4. MCMC calculations of parameters in a Bayesian analysis of the Eudunda, Australia annual maximum rainfall.

TABLE 3. The values parameters of EV families estimated

	μ	σ	ξ	MLE
GEV	79.2669 (2.0814)	21.9150 (1.4697)	-0.0468 (0.0503)	-625.1091
Gumbel	78.7020 (1.9672)	21.6541 (1.4248)	—	-625.4845
PGEV	4.3614 (0.0265)	0.2853 (0.0179)	-0.2386 (0.0372)	-626.3673

TABLE 4. Return level values for

Return Period	4	10	15	20	30	35	50
Return level(mm)	107	129	138	144	152	156	162

FIGURE 5. Predictive return levels x_p against $p = 1/m$.

REFERENCES

- [1] AITCHISON, J. AND DUNSMORE, I. R., (1975), *Statistical Prediction Analysis*. Cambridge University Press.
- [2] BARAKAT, H. M. AND NIGM, E. M. AND KHALED, O. M., (2013), Extreme value modeling under power normalization, *Applied Mathematical Modelling*, Vol. 37, pp. 10162-10169.
- [3] CHEN, G. AND BALAKRISHNANN, N., (1995), A general purpose approximate goodness of fit test, *Journal of Quality Technology*, Vol. 27, pp. 154-161.
- [4] CHENG, J. AND TELLAMBURA, C. AND BEAULIEU, N. C., (2004), Performance of digital linear modulations on Weibull slow-fading channels, *IEEE Transactions on Communications*, Vol. 52, pp. 1265-1268.
- [5] CHRISTOPH, GERD AND FALK, MICHAEL, (1996), A note on domains of attraction of p-max stable laws, *Statistics and Probability Letters*, Vol. 28, pp. 279-284.
- [6] COLES, S. G., (2001), *An introduction statistical modeling of extreme values*, Springer.
- [7] COLES, S. G. AND TAWN, J. A., (1996), A Bayesian Analysis of Extreme Rainfall Data, *Journal of the Royal Statistical Society. Series C (Applied Statistics)*, Vol. 45, No. 4, pp. 463-478.
- [8] COLES, S. G. AND POWELL, E. A., (1996) Bayesian methods in extreme value modelling: a review and new developments. *International Statistical Review*, Vol 64, No. 1, pp. 119-136.
- [9] DE HAAN, L. AND FERREIRA, A., (2006), *Extreme Value Theory and Introduction*, Springer.

- [10] EBRAHIMI, NADER AND MAASOUMI, ESFANDIAR AND SOOFI, EHSAN S., (1999), Ordering inivariate distributions by entropy and variance, *Journal of econometrics*, Vol. 90, pp. 317-336.
- [11] EMBRECHTS, P. AND KLÜPPELBERG, C. AND MIKOSCH, T., (1997), *Modelling Extremal Events for Insurance and Finance*, Springer Verlag.
- [12] FALK, M. AND HÜSLER, J. AND REISS, R. D., (2004), *Laws of Small Numbers*, Birkhäuser.
- [13] GEMAN, S. AND GEMAN, D., (1984), Stochastic relaxation, Gibbs distributions and the Bayesian restoration of images, *IEEE Trans. Pattern Anal. Mach. Intell.* Vol 6, pp. 721-741.
- [14] HASTINGS, W. K., (1970), Monte Carlo sampling methods using markov chains and their applications, *Biometrika* Vol. 57, pp. 97-109.
- [15] JENKINSON, A. F., (1969), Statistics of extremes, *World Met. office. Technical note 98. Natural environment research council (1975). Flood studies report*, Vol. 1, London: NERC.
- [16] LEWIS, T. AND THOMPSON, J. W., (1981), Dispersive distributions, and the connection between dispersivity and strong unimodality, *J. Appl. Prob.*, Vol. 18, pp. 76-90.
- [17] MOHAN, N. R. AND RAVI, S., (1993), Max domains of attraction of univariate and multivariate p-max stable laws, *Th. Prob. Appl. Translated from Russian Journal*, Vol. 4, No. 37, pp. 632-643.
- [18] NADARAJAH, S. AND KOTZ, S., (2007), On The Weibull MGF, *IEEE Transactions on Communications*, Vol. 55, No. 7, pp. 1287.
- [19] OJA, HANNU, (1981), On Location, Scale, Skewness and Kurtosis of Univariate Distributions, *Scandinavian Journal of Statistics*, Vol. 8, No. 3, pp. 154-168.
- [20] PANCHEVA, E. I., (1984), Limit theorems for extreme order statistics under nonlinear normalization, *Lecture Notes in Math.*, No. 1155, pp. 284-309.
- [21] PRESCOTT, P. AND WALDEN, A. T., (1980), Maximum likelihood estimation of the parameters of the generalized extreme value distribution, *Biometrika*, Vol. 67, No.3, pp. 723-724.
- [22] RAVI, S. AND SAEB, A., (2012), A note on entropies of l-max stable, p-max stable, generalized Pareto and generalized log-Pareto distributions, *ProbStat Forum*, Vol. 5, pp. 62-79.
- [23] RESNICK, SIDNEY I., (1987), *Extreme Values, Regular Variation, and Point Processes*, Springer Verlag.
- [24] ROUDSARI, D. N., (1999). Limit distributions of generalized order statistics under power normalization, *Communications in Statistics- Theory and Methods*, Vol. 28, No. 6, pp. 1379-1389.
- [25] SMITH, RICHARD L., (1985), Maximum likelihood estimation in a class of non-regular cases, *Biometrika*, Vol. 72, No. 1, pp. 67-90.
- [26] SMITH, RICHARD L., AND NAYLOR, J. C., (1987), A comparison of maximum likelihood and Bayesian estimators for the three parameter Weibull distribution, *Journal of the Royal Statistical Society. Series C (Applied Statistics)*, Vol. 36, No. 3, pp. 358-369.
- [27] STEPHENSON, A., AND TAWN, J., (2004), Bayesian Inference for Extremes: Accounting for the Three Extremal Types, *Extremes*, Vol. 7, 291-307.