

Determination of the strong coupling constant from inclusive jet cross section data from multiple experiments

Daniel Britzger¹, Klaus Rabbertz², Daniel Savoiu², Georg Sieber², and Markus Wobisch³

¹ Physikalisches Institut, Universität Heidelberg, Im Neuenheimer Feld 226, 69120 Heidelberg, Germany, e-mail: britzger@physi.uni-heidelberg.de

² Institut für Experimentelle Teilchenphysik, KIT, Postfach 6980, 76128 Karlsruhe, Germany, e-mail: klaus.rabbertz@cern.ch, georg.sieber@cern.ch, daniel.savoiu@cern.ch

³ Department of Physics, Louisiana Tech University, 600 Dan Reneau Dr., Ruston, LA, USA, e-mail: wobisch@latech.edu

the date of receipt and acceptance should be inserted later

Abstract Inclusive jet cross section measurements from the ATLAS, CDF, CMS, D0, H1, STAR, and ZEUS experiments are explored for determinations of the strong coupling constant $\alpha_s(M_Z)$. Various jet cross section data sets are reviewed, their consistency is examined, and the benefit of their simultaneous inclusion in the $\alpha_s(M_Z)$ determination is demonstrated. Different methods for the statistical analysis of these data are compared and one method is proposed for a coherent treatment of all data sets. While the presented studies are based on next-to-leading order in perturbative quantum chromodynamics (pQCD), they lay the groundwork for determinations of $\alpha_s(M_Z)$ at next-to-next-to-leading order.

Key words. Jets, QCD Phenomenology, strong coupling constant

1 Introduction

The strong coupling constant, α_s , is one of the least precisely known fundamental parameters in the Standard Model of particle physics. Because of its importance for precision phenomenology at the LHC and elsewhere, large efforts have been undertaken in the past decades to reduce uncertainties in determinations of α_s [1, 2, 3, 4].

With the advent of modern particle detectors and sophisticated algorithms for their simulation and calibration, jet measurements have become very precise. Many determinations of α_s in deep-inelastic scattering (DIS) and in hadron-hadron collisions are therefore based on measurements of the inclusive jet cross section, which is directly proportional to α_s in DIS in the Breit frame and α_s^2 in hadron-hadron collisions. Using the most precise predictions of perturbative quantum chromodynamics (pQCD) available at the time, all previous α_s extractions (except for ref. [5]) were performed at next-to-leading order (NLO) in α_s . Their total uncertainty is dominated by the contribution related to the renormalisation scale dependence of the NLO pQCD results. The recent completion of next-to-next-to-leading order (NNLO) predictions for the inclusive jet cross section [6, 7] promises a considerable reduction of the renormalisation scale dependence and will allow the inclusion of α_s results from inclusive jet data in future determinations of the world average value of α_s [1].

A determination of α_s at NNLO from jet measurements in hadron-hadron collisions is still not readily achievable, because the new NNLO pQCD calculations are com-

putationally very demanding and cannot yet be repeated quickly for different parton distribution functions (PDFs) or values of $\alpha_s(M_Z)$. In preparation of such a determination, it is desirable to study a simultaneous analysis of data sets from different processes and experiments. This study includes an investigation of the consistency of the various data sets and an estimation of the reduction of the experimental contributions to the α_s uncertainty. The groundwork for these two aspects is presented in this article.

We review inclusive jet cross section data over a wide kinematic range, from different experiments for various initial states and centre-of-mass energies, and study their potential for determinations of α_s . The consistency of the diverse data sets is examined and the benefit of their simultaneous inclusion is demonstrated. Different methods for the statistical analysis of the data are compared and one method is proposed for a coherent treatment of all data sets in an extraction of $\alpha_s(M_Z)$.

The article is structured as follows: The experimental data sets and the theoretical predictions are introduced in sections 2 and 3, respectively. Methods and results from previous α_s determinations by different experimental collaborations are discussed and employed in section 4. The strategy for a determination of α_s from multiple data sets and the final result are presented in section 5.

2 Experimental data

The first measurement of the inclusive jet cross section has been performed in 1982 by the UA2 Collaboration at the Sp \bar{p} S collider at a centre-of-mass energy of 540 GeV [8]. Further measurements have been conducted at centre-of-mass energies of

- 540 GeV, 546 GeV, and 630 GeV at the p \bar{p} collider Sp \bar{p} S by the UA1 [9, 10] and UA2 experiments [11],
- 546 GeV, 630 GeV, 1.8 TeV, and 1.96 TeV at the Tevatron p \bar{p} collider by the CDF [12, 13, 14, 15, 16, 17] and D0 experiments [18, 19, 20],
- 300 GeV and 320 GeV at the ep collider HERA by the H1 [21, 22, 23, 24, 25, 26, 27, 28] and ZEUS experiments [29, 30, 31, 32, 33, 34, 35],
- 200 GeV in pp collisions at RHIC by the STAR experiment [36],
- and of 2.76 TeV, 7 TeV, 8 TeV, and 13 TeV in pp collisions at the LHC by the ALICE [37], ATLAS [38, 39, 40, 41, 42, 43], and CMS experiments [44, 45, 46, 47, 48, 49, 50].

While earlier measurements established the inclusive jet cross section as a useful quantity to study QCD, large experimental uncertainties limited their use for QCD phenomenology. When the NLO pQCD corrections were computed [51, 52, 53], studies revealed collinear- or infrared-safety issues in the jet definitions used in the experimental measurements [54]. These issues were subsequently addressed and improved jet definitions were developed [55, 56] and applied in recent measurements.

Previously, $\alpha_s(M_Z)$ determinations were based on inclusive jet cross section data from individual experiments, as summarised in table 1. An extraction of $\alpha_s(M_Z)$ from multiple inclusive jet cross section data sets has not been performed so far, except in the context of global PDF analyses, in which PDFs and $\alpha_s(M_Z)$ are determined simultaneously. These analyses, however, require data for a variety of measured quantities [21, 57, 58, 59, 60]. In this article, $\alpha_s(M_Z)$ is determined in a fit to multiple inclusive jet cross section measurements from experiments at HERA, RHIC, the Tevatron, and the LHC. The analysis is based on one selected measurement from each, the H1, ZEUS, STAR, CDF, D0, ATLAS, and CMS collaborations, as listed in table 2.

Whenever experiments provide multiple measurements, we include those measured with a collinear- and infrared-safe jet algorithm (k_T [68] or anti- k_T [69]) and with a larger jet size parameter R , which improves the stability of fixed-order pQCD calculations. The STAR experiment published inclusive jet data collected by two different triggers with partially overlapping jet p_T ranges. We choose the data set collected with the trigger covering the higher jet p_T range from 7.6 GeV up to 50 GeV. The measurements from the STAR and D0 experiments are using the midpoint cone jet algorithms (MP) [55]. The infrared-unsafety of this jet algorithm [54] prohibits NNLO pQCD predictions for these data sets, but it does not affect calculations at NLO. Four new measurements [28, 50, 42, 43] could not be included in this study; they are left for a future extension.

3 Theoretical predictions and tools

Predictions for the inclusive jet cross section in processes with initial-state hadrons are calculated as the convolution of the partonic cross section $\hat{\sigma}$ (computed in pQCD) and the PDFs of the hadron(s). The inclusive jet cross section in hadron-hadron collisions can be written as [70, 1]

$$\sigma_{\text{pQCD, hh}}(\mu_r, \mu_f) = \sum_{i,j} \int dx_1 \int dx_2 f_{i/h_1}(x_1, \mu_f) f_{j/h_2}(x_2, \mu_f) \hat{\sigma}_{ij \rightarrow \text{jet}+X}(\mu_r, \mu_f), \quad (1)$$

where the sum is over all combinations of parton flavors i and j (quarks, anti-quarks, and the gluon). The $f_{i,j/h_{1,2}}$ denote the PDFs for the parton flavours i or j in the initial-state hadrons h_1 and h_2 , and x_1 and x_2 correspond to the fractional hadron momenta carried by the partons i and j , respectively. The partonic cross section $\hat{\sigma}_{ij \rightarrow \text{jet}+X}$ is computed as a perturbative expansion in α_s as

$$\hat{\sigma}_{ij \rightarrow \text{jet}+X}(\mu_r, \mu_f) = \sum_n \alpha_s^n(\mu_r) c_{ij \rightarrow \text{jet}+X}^{(n)}(\mu_r, \mu_f), \quad (2)$$

where the $c_{ij \rightarrow \text{jet}+X}^{(n)}$ are computed from the pQCD matrix elements and the sum is over all orders of α_s taken into account in the perturbative calculation. The renormalisation and factorisation scales are labelled μ_r and μ_f , respectively. For inclusive jet production in hadron-hadron collisions, the first non-vanishing order (i.e. the leading order, LO) is given by $n = 2$, while $n = 3$ corresponds to the NLO corrections. For inclusive jet production in DIS in the Breit frame the partonic cross sections are convoluted with a single PDF and the LO (NLO) contribution is given by $n = 1$ ($n = 2$). Hence, inclusive jet production in pp, p \bar{p} , and ep collisions is sensitive to α_s already at LO.

For transverse jet momenta at the TeV scale accessible at the LHC, electroweak (EW) tree-level effects of $\mathcal{O}(\alpha_s, \alpha^2)$ and loop effects of $\mathcal{O}(\alpha_s^2)$ become sizeable [71]. A recent study of the complete set of QCD and EW NLO corrections has been presented in ref. [72].

Non-perturbative (NP) corrections to the cross section due to multiparton interactions and hadronisation can be estimated by using Monte Carlo (MC) event generators. An overview of MC event generators for the LHC is presented in ref. [73]. The size of this correction depends on the jet size R , shrinks with increasing jet p_T , and becomes negligible at the TeV scale. The total theory prediction for the inclusive jet cross section is given by

$$\sigma_{\text{theory}} = \sigma_{\text{pQCD}} \cdot c_{\text{EW}} \cdot c_{\text{NP}}, \quad (3)$$

where c_{EW} and c_{NP} are the correction factors for electroweak and non-perturbative corrections, respectively.

The partonic cross section is computed at NLO accuracy for five massless quark flavours using the NLOJet++ program version 4.1.3 [74, 75] within the fastNLO framework at version 2 [76, 77] to allow us fast recalculations for varying PDFs, scales μ_r and μ_f , and assumptions on

Publication	data	comment	$\alpha_s(M_Z)$
H1 [27]	H1 [27]	HERA II, high Q^2	$0.1174 (22)_{\text{exp}} (50)_{\text{theo}}$
D0 [61]	D0 [20]	aNNLO, 22 points	$0.1161 (+34)_{\text{exp}} (-35)_{\text{theo}}$
D0 [61]	D0 [20]	NLO, 22 points	$0.1202 (+72)_{\text{tot}} (-59)_{\text{theo}}$
CMS [62]	CMS [46]	7 TeV, 5.0 fb^{-1}	$0.1185 (19)_{\text{exp}} (+60)_{\text{theo}} (-37)_{\text{theo}}$
H1 [21]	H1 [21]	HERA I, $\sqrt{s} = 300 \text{ GeV}$	$0.1186 (30)_{\text{exp}} (51)_{\text{theo}}$
H1 [24]	H1 [24]	HERA I, $\sqrt{s} = 320 \text{ GeV}$	$0.1193 (14)_{\text{exp}} (+50)_{\text{theo}} (-34)_{\text{theo}}$
H1 [26]	H1 [26]	HERA I, $\sqrt{s} = 320 \text{ GeV}$, low Q^2	$0.1180 (18)_{\text{exp}} (+124)_{\text{theo}} (-93)_{\text{theo}}$
H1 [5]	H1 [21, 24, 26, 27, 28]	HERA I+II, NNLO	$0.1152 (20)_{\text{exp}} (27)_{\text{theo}}$
ZEUS [30]	ZEUS [30]	$\sqrt{s} = 300 \text{ GeV}$, $Q^2 > 500 \text{ GeV}^2$	$0.1212 (+29)_{\text{exp}} (+28)_{\text{theo}} (-35)_{\text{theo}} (-27)_{\text{theo}}$
ZEUS [33]	ZEUS [32]	$d\sigma/dQ^2$, $Q^2 > 500 \text{ GeV}^2$	$0.1207 (+38)_{\text{exp}} (+22)_{\text{theo}} (-36)_{\text{theo}} (-23)_{\text{theo}}$
CDF [63]	CDF [63]	1.8 TeV, 87 pb^{-1}	$0.1178 (+81)_{\text{exp}} (+92)_{\text{theo}} (-95)_{\text{theo}} (-75)_{\text{theo}}$
CMS [50]	CMS [50]	8 TeV, 19.7 fb^{-1}	$0.1164 (+14)_{\text{exp}} (+59)_{\text{theo}} (-15)_{\text{theo}} (-40)_{\text{theo}}$
W.T. Giele et al. [64]	CDF [65]	1.8 TeV, 4.2 pb^{-1}	$0.121 (8)_{\text{exp}} (5)_{\text{theo}}$
B. Malaescu et al. [66]	ATLAS [39]	7 TeV, 37 pb^{-1}	$0.1151 (47)_{\text{exp}} (+51)_{\text{theo}} (-40)_{\text{theo}}$
T. Biekötter et al. [67]	H1 [27]	aNNLO	$0.122 (2)_{\text{exp}} (13)_{\text{theo}}$
T. Biekötter et al. [67]	H1 [27]	NLO	$0.115 (2)_{\text{exp}} (5)_{\text{theo}}$

Table 1. Summary of previous determinations of $\alpha_s(M_Z)$ from inclusive jet cross sections. The upper part lists the recent $\alpha_s(M_Z)$ extractions from double-differential inclusive jet cross sections by experimental collaborations that are studied in more detail in this work. The middle and lower parts summarise further determinations of $\alpha_s(M_Z)$ by experimental collaborations and by independent authors, respectively. The results in refs. [61] and [67] are reported for approximate NNLO (aNNLO) and NLO used for the pQCD predictions. In ref. [61] only 22 out of the 110 D0 data points were used in the $\alpha_s(M_Z)$ extraction; the decomposition of the uncertainties is only provided for the aNNLO result. In case of ref. [66], we only consider scale, PDF, and NP related uncertainties as theoretical uncertainty for reasons of comparability to the other listed results.

Data	proc	\sqrt{s} [TeV]	\mathcal{L} [fb $^{-1}$]	no. of points	jet algorithm	p_T, E_T -range [GeV]	other kinematic ranges
							$150 < Q^2 < 15\,000 \text{ GeV}^2$
H1 [27]	ep	0.32	0.35	24	$k_T, R = 1.0$	$7 < p_T < 50$	$0.2 < y_{\text{DIS}} < 0.7$ $-1.0 < \eta < 2.5$
							$Q^2 > 125 \text{ GeV}^2$
ZEUS [32]	ep	0.32	0.082	30	$k_T, R = 1.0$	$E_T > 8$	$ \cos \gamma_h < 0.65$ $-2.0 < \eta < 1.5$
STAR [36]	pp	0.20	0.0003	9	MP, $R = 0.4$	$7.6 < p_T < 48.7$	$0.2 < \eta < 0.8$
CDF [16]	p \bar{p}	1.96	1.0	76	$k_T, R = 0.7$	$54 < p_T < 527$	$ y < 2.1$
D0 [20]	p \bar{p}	1.96	0.7	110	MP, $R = 0.7$	$50 < p_T < 665$	$ y < 2.0$
ATLAS [41]	pp	7.0	4.5	140	anti- $k_T, R = 0.6$	$100 < p_T < 1992$	$ y < 3.0$
CMS [62]	pp	7.0	5.0	133	anti- $k_T, R = 0.7$	$114 < p_T < 2116$	$ y < 3.0$

Table 2. Overview of the inclusive jet data sets used in the α_s determinations. For each data set the process (proc), the centre-of-mass energy \sqrt{s} , the integrated luminosity \mathcal{L} , the number of data points, and the jet algorithm are listed. In case of ep collider data, the kinematic range may be defined by the four-momentum transfer squared Q^2 , the inelasticity y_{DIS} , or the angle of the hadronic final state $|\cos \gamma_h|$ of the NC DIS process. In all cases, jets are required to be within a given range of pseudorapidity η or rapidity y in the laboratory frame.

$\alpha_s(M_Z)$. Jet algorithms are taken either from the FastJet software library [78] or, for jet cross sections in DIS, from NLOJet++ . The PDFs are evaluated via the LHAPDF interface [79,80] at version 6. The running of $\alpha_s(\mu_r)$ is performed at 2-loop order using the package CRunDec with five massless quark flavours [81,82]. The minimal subtraction (MS) scheme [83,84,85] has been adopted for the renormalisation procedure in these calculations.

For the computation of the inclusive jet cross section in hadron-hadron collisions, the renormalisation and factorisation scales, μ_r and μ_f , are identified with each jet's p_T , i.e. $\mu_r = \mu_f = p_T^{\text{jet}}$. In neutral current (NC) DIS, the scales are chosen to be $\mu_r^2 = \frac{1}{2} (Q^2 + (p_T^{\text{jet}})^2)$ and $\mu_f^2 = Q^2$ as used by the H1 Collaboration [27]. Alternative scale choices have been discussed with respect to NNLO predictions [7,86,87,5], but are beyond the scope of this article.

The EW corrections, c_{EW} , relevant for the LHC data are provided by the experimental collaborations together with the data, based on ref. [71]. These are considered to have negligible uncertainties. Due to restrictions of the scale choices in this calculation, the leading jet's transverse momentum, p_T^{max} , is used to define the scales μ_r and μ_f . The NP correction factors c_{NP} , except for the STAR data [88], are also provided by the experimental collaborations, together with an estimate of the corresponding uncertainty [27,32,33,16,20,61,41,46,62].

4 Comparison of three extraction methods for $\alpha_s(M_Z)$

Commonly, the value of $\alpha_s(M_Z)$ is determined from inclusive jet cross sections in a comparison of pQCD predictions to the measurements. These $\alpha_s(M_Z)$ results therefore depend on details of the extraction method such as the treatment of uncertainties in the characterisation of differences between theory and data, or the evaluation and propagation of theoretical uncertainties to the final result. An overview of previous determinations of $\alpha_s(M_Z)$ from fits to inclusive jet cross section data is provided in table 1. We choose the three $\alpha_s(M_Z)$ determinations performed by the CMS [62], D0 [61], and H1 [27] collaborations listed in the upper part of table 1 for further study.

The three extraction methods differ in the following aspects:

- the definition of the χ^2 function to quantify the agreement between theory and data,
- the uncertainties considered in the χ^2 function,
- the strategy to determine the central result for $\alpha_s(M_Z)$,
- the propagation of the uncertainties to the value of $\alpha_s(M_Z)$,
- the choice of PDF sets,
- the consideration of the $\alpha_s(M_Z)$ dependence of the PDFs, and
- the treatment of further theoretical uncertainties.

To study the impact of these differences, we have implemented the three methods in our computational framework and will refer to them as “CMS-type”, “D0-type”,

and “H1-type”, respectively. Each method is employed to extract $\alpha_s(M_Z)$ from each of the individual data sets selected in section 2, cf. also table 2. The experimental uncertainties and their correlations are treated according to the respective prescriptions by the experiments. The CMS result was obtained with the CT10 PDF set [89], and the D0 and H1 results with MSTW2008 PDFs [90]. The CMS-type and D0-type methods use the entire $\alpha_s^{\text{PDF}}(M_Z)$ series available for the PDF set, whereas the H1-type method uses a PDF determined with a value of $\alpha_s^{\text{PDF}}(M_Z) = 0.1180$. The resulting $\alpha_s(M_Z)$ values are listed in table 3.

In a first step, these results are compared to the ones obtained by the CMS [62], D0 [61], and H1 [27] collaborations as listed in table 1. All three central results are reproduced, the H1 result exactly, and the CMS and D0 results within $+0.0003$ and $+0.0001$. Such small differences can easily be caused already by using different versions of LHAPDF (e.g. changes from version 5 to version 6). The experimental uncertainties of the CMS and H1 analyses are exactly reproduced.¹

In a second step, the $\alpha_s(M_Z)$ results and their experimental uncertainties are compared to each other and their dependencies on the extraction method and PDFs are studied. The $\alpha_s(M_Z)$ results determined for each data set are displayed in figure 1 (top row) for the three different extraction methods using CT10 PDFs (left) and MSTW2008 PDFs (right). For the STAR data, $\alpha_s(M_Z)$ results cannot be determined in case of the CMS-type and D0-type methods with MSTW2008 PDFs, since no local χ^2 minima are found. In all other cases the $\alpha_s(M_Z)$ results obtained with MSTW2008 PDFs are rather independent of the extraction method for all data sets. This is different when using CT10 PDFs: While in this case the extraction method has little impact on the $\alpha_s(M_Z)$ results from HERA data (H1 and ZEUS), it notably affects the results for the LHC data (ATLAS and CMS), and has large effects for the Tevatron data (CDF and D0). In the latter cases, the D0-type method produces significantly lower $\alpha_s(M_Z)$ results as compared to the other two methods.

The χ^2/n_{dof} values for the $\alpha_s(M_Z)$ extractions are displayed in figure 1 (bottom row) for the three extraction methods using CT10 PDFs (left) and MSTW2008 PDFs (right). Overall, the fits exhibit reasonable values of χ^2/n_{dof} , thus indicating agreement between theory and data. Exceptions are observed for the ZEUS data with rather low values of χ^2/n_{dof} , and for the ATLAS data, where the values of χ^2/n_{dof} are large as also observed elsewhere [42,91,92].

The PDF dependence is displayed in figure 2, where the $\alpha_s(M_Z)$ results for CT10 and MSTW2008 PDFs are compared to each other, both obtained using the H1-type method. While the PDF choice has no significant effect for the results from the H1, ZEUS, and D0 data, smaller variations are seen for the CDF data, and a large dependence for the ATLAS and CMS data. Re-investigating this

¹For the D0 analysis, the decomposition of uncertainties has been published only for their central result based on approximate NNLO pQCD and hence a comparison of the experimental uncertainty on $\alpha_s(M_Z)$ for the NLO result is not possible.

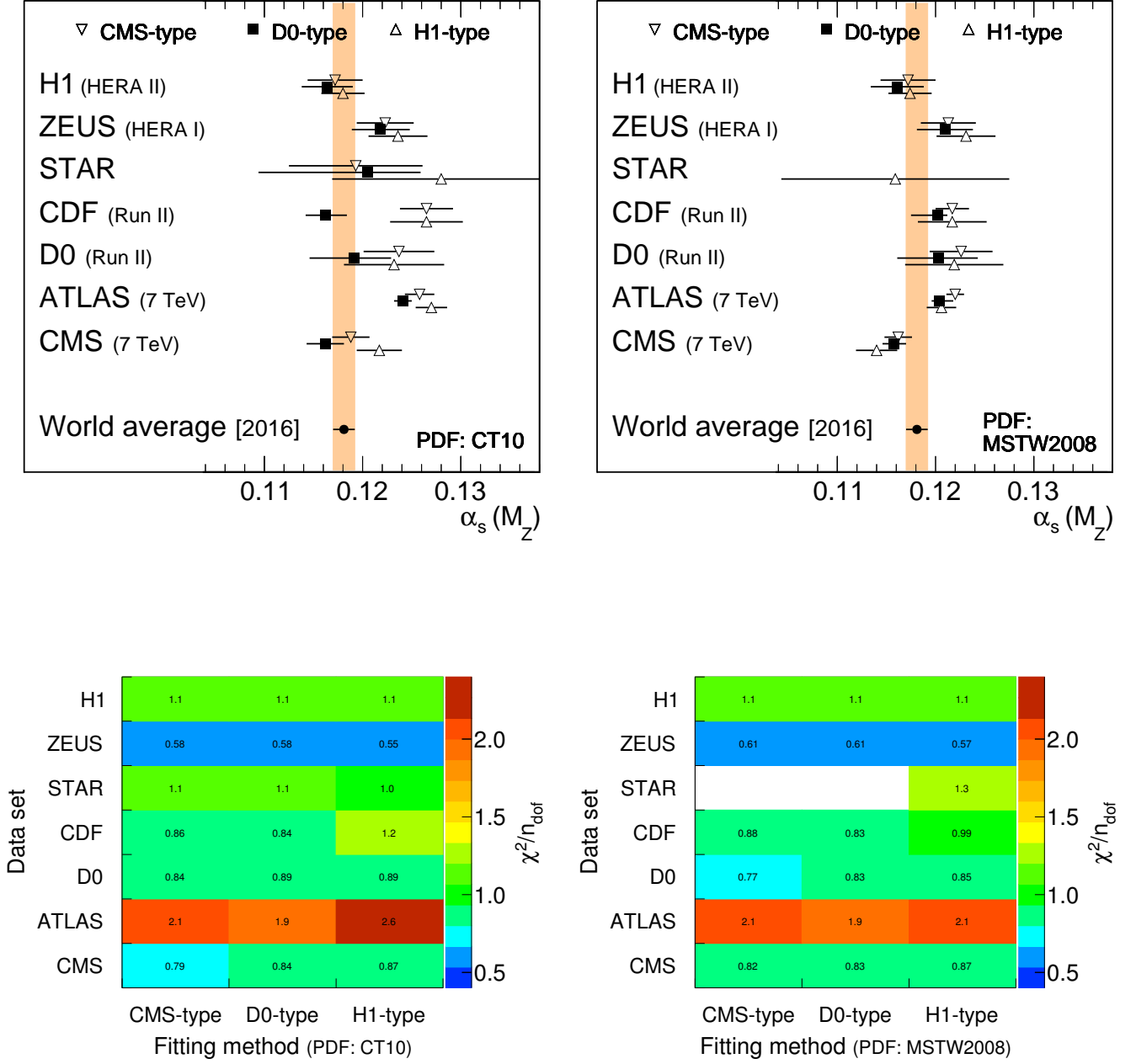


Figure 1. Values of $\alpha_s(M_Z)$ with experimental uncertainties obtained using the three extraction methods CMS-type, D0-type, and H1-type. The upper row compares the results for each data set employing the PDF set CT10 (left) or MSTW2008 (right). In addition, the world average value [1] is shown together with a band representing its uncertainty. The bottom row displays the values of χ^2/n_{dof} for each fit using the CT10 (left) or MSTW2008 PDF set (right). The colours illustrate the values of χ^2/n_{dof} . For the STAR data and the MSTW2008 PDF set no local minimum was found in case of the CMS-type and D0-type fits (blank areas).

Fit method PDF set	CMS-type		D0-type		H1-type	
	MSTW2008	CT10	MSTW2008	CT10	MSTW2008	CT10
Data	$\alpha_s(M_Z)$ values with experimental uncertainties					
H1	0.1172 (28)	0.1172 (28)	0.1161 (27)	0.1164 (26)	<u>0.1174 (22)</u>	0.1180 (22)
ZEUS	0.1213 (28)	0.1223 (29)	0.1210 ($^{+28}_{-29}$)	0.1218 ($^{+30}_{-29}$)	0.1231 (30)	0.1236 (30)
STAR	—	0.1193 (68)	—	0.1205 ($^{+54}_{-111}$)	0.1159 (116)	0.1280 (111)
CDF	0.1217 (17)	0.1265 (27)	0.1202 ($^{+10}_{-27}$)	0.1162 ($^{+22}_{-20}$)	0.1217 (35)	0.1265 (37)
D0 (22 pts., NLO)	0.1226 (32)	0.1237 (36)	<u>0.1203 ($^{+40}_{-42}$)</u>	0.1191 ($^{+38}_{-45}$)	0.1219 (50)	0.1232 (51)
ATLAS	0.1220 (9)	0.1258 (15)	0.1204 ($^{+14}_{-5}$)	0.1241 (9)	0.1206 (15)	0.1270 (16)
CMS	<u>0.1162 (14)</u>	<u>0.1188 (19)</u>	0.1158 (12)	0.1162 (19)	0.1140 (21)	0.1217 (23)

Table 3. Values of $\alpha_s(M_Z)$ with experimental uncertainties obtained using the three extraction methods CMS-type, D0-type, and H1-type together with the CT10 or MSTW2008 PDF set at NLO. The underlined values can be directly compared with the results published in refs. [62, 61, 27]. Some fits to the STAR data do not exhibit a local minimum, in which case no value is listed.

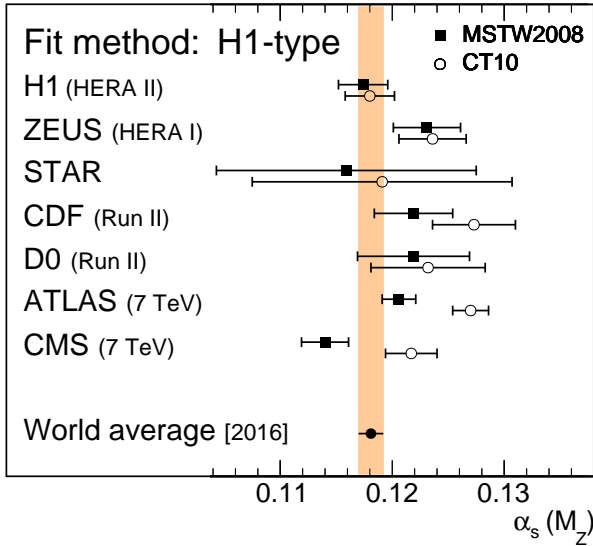


Figure 2. Comparison of the $\alpha_s(M_Z)$ results with their experimental uncertainties obtained using the H1-type extraction methods for CT10 and MSTW2008 PDFs. The world average value [1] is shown together with a band representing its uncertainty.

PDF dependence in the context of a common determination of $\alpha_s(M_Z)$ as described in the next section, we observe that differences with respect to the updated PDF sets, CT14 [93] and MMHT2014 [60], are reduced.

5 Determination of $\alpha_s(M_Z)$ from multiple inclusive jet data sets

The analysis of multiple data sets requires their correlations to be taken into account. For the present study, measurements from different colliders are considered to

be uncorrelated because of the largely complementary kinematic ranges of the data sets and different detector calibration techniques. Furthermore, investigations with respect to H1 and ZEUS data [58], CDF and D0 data [94], or ATLAS and CMS data [95, 96], did not identify a relevant source of experimental correlation. This only leaves theoretical uncertainties as a source of potential correlations in this study. For the determination of NP effects and their uncertainties various methods and MC event generators have been employed [27, 32, 36, 88, 16, 20, 61, 41, 62]. While a consistent derivation of these corrections with corresponding correlations is desirable, this is beyond the scope of this analysis. Hence, the NP correction factors and their uncertainties are considered to be uncorrelated between the different data sets. In contrast, the PDF uncertainties and the uncertainties due to the renormalisation and factorisation scale variations are treated as fully correlated; the relative variations with respect to the nominal scales are performed simultaneously for all data sets.

The method employed for the simultaneous α_s extraction combines components of the individual methods outlined in the previous section and is referred to as “CMS-type method”. The central $\alpha_s(M_Z)$ result is found in an iterative χ^2 minimisation procedure adopted from the H1-type method, where a normal distribution is assumed for the relative uncertainties. The exact χ^2 formula is given by equation (4) of appendix A. Whereas in the H1-type χ^2 expression, only experimental uncertainties are taken into account, the common-type method also accounts for the NP and PDF uncertainties in the χ^2 expression, as in the CMS-type and D0-type methods. This χ^2 definition treats variances as relative values and thus has advantages, e.g. when numerically inverting the covariance matrix. Moreover, uncertainties of experimental and theoretical origin are put on an equal footing. As in the H1-type method, and in contrast to the CMS-type and D0-type ones, only PDF sets obtained with a fixed value of $\alpha_s(M_Z) = 0.1180$ are employed in the determination of the central $\alpha_s(M_Z)$ result, leaving the α_s dependence of the PDFs to be treated as a separate uncertainty.

In summary, the individual contributions to the total uncertainty of the $\alpha_s(M_Z)$ result are evaluated as follows: The experimental uncertainty (exp) is obtained from the Hesse algorithm [97] when performing the $\alpha_s(M_Z)$ extraction with only the uncertainties of the measurements included. The NP and PDF uncertainties are derived by repeating the $\alpha_s(M_Z)$ extraction while successively including the corresponding uncertainty contributions and calculating the quadratic differences. Further sources of systematic effects are considered as follows:

- The “PDF α_s ” uncertainty accounts for the initial assumption of $\alpha_s^{\text{PDF}}(M_Z) = 0.1180$ made in the PDF extraction, which is not necessarily consistent with the value of $\alpha_s(M_Z)$ used in the pQCD calculation. It is calculated as the maximal difference between any of the results obtained with PDF sets determined for $\alpha_s^{\text{PDF}}(M_Z) = 0.1170, 0.1180, \text{ and } 0.1190$, and therefore covers a difference of $\Delta\alpha_s^{\text{PDF}}(M_Z) = 0.0020$, which is somewhat more conservative than the recommendation in ref. [98].
- The “PDFset” uncertainty covers differences due to the considered PDF set. These are caused by assumptions made on the data selection, parameterisation, parameter values, theoretical assumptions, or the analysis method for the PDF determination. It is defined as half of the width of the envelope of the results obtained with the PDF sets CT14 [93], HERAPDF2.0 [58], MMHT2014 [60], NNPDF3.0 [99] and ABMP16 [100, 101].
- The uncertainty due to variations of the renormalisation and factorisation scales customarily is taken as an estimate for the error of a fixed-order calculation caused by the truncation of the perturbative series. It is obtained using six additional $\alpha_s(M_Z)$ determinations, in which the nominal scales (μ_r, μ_f) are varied by the conventional factors of $(1/2, 1/2)$, $(1/2, 1)$, $(1, 1/2)$, $(1, 2)$, $(2, 1)$, and $(2, 2)$. The scale factor combinations of $(1/2, 2)$ and $(2, 1/2)$ are customarily omitted [102, 103, 104].

The NP, PDF, PDF α_s , PDFset, and scale uncertainties are added in quadrature to give the theoretical uncertainty (theo). The total uncertainty (tot) further includes the experimental uncertainty.

In the previous section, cf. figure 1, it was found that the χ^2/n_{dof} values differ significantly from unity for some of the data sets. This necessitates to investigate in further detail the consistency of the data within an individual data set as well as among the different data sets. Moreover, new PDF sets have become available. Therefore, the common-type method is employed to extract $\alpha_s(M_Z)$ from each individual data set and for each of the PDFs ABMP16, CT14, HERAPDF2.0, MMHT2014, and NNPDF3.0. The resulting χ^2/n_{dof} values are displayed in figure 3 left. Detailed listings of the $\alpha_s(M_Z)$ results and their uncertainties are given in appendix B.

For a given data set, χ^2/n_{dof} is rather independent of the PDF set used for the predictions and varies between 0.8 and 1.2. These values indicate reasonable agreement of the predictions with the data. Exceptions are rather

low values of χ^2/n_{dof} around 0.54 found for all PDF sets with the ZEUS data and large χ^2/n_{dof} values between 1.9 and 3.5 exhibited by the ATLAS data, also for all PDFs. Exceptionally large χ^2/n_{dof} values appear for the Tevatron or LHC data together with theory predictions using the HERAPDF2.0 set, and for the STAR data in conjunction with the ABMP16 PDF set.

To further investigate the consistency among the data sets, a series of $\alpha_s(M_Z)$ extractions is performed, in which $\alpha_s(M_Z)$ is determined simultaneously from all data sets but one. This is repeated for each PDF set. The resulting χ^2/n_{dof} values are displayed in figure 3 right. Apparently, the exclusion of the ATLAS data leads to significantly smaller χ^2/n_{dof} values independent of the PDF set used. This hints at a compatibility issue when using all data sets together, which is not present when the ATLAS data set is ignored. Therefore, we choose to exclude the ATLAS data for our main result, which is thus obtained from the CDF, CMS, D0, H1, STAR, and ZEUS inclusive jet data. The choice of the NNPDF3.0 set for the central result yields

$$\alpha_s(M_Z) = 0.1192 (12)_{\text{exp}} (5)_{\text{NP}} (7)_{\text{PDF}} (5)_{\text{PDF}\alpha_s} (11)_{\text{PDFset}} (+59)_{\text{scale}} (-38),$$

with $\chi^2 = 328$ for 381 data points. This result is consistent with the world average value of $0.1181 (11)$ [1]. The experimental uncertainty for the extraction from multiple data sets is significantly smaller than each of the experimental uncertainties reported previously for the separate $\alpha_s(M_Z)$ determinations. Results obtained with different PDF sets constitute the PDFset uncertainty. They are listed in table 4 together with the PDF 2 and PDF α_s uncertainties as appropriate for the respective PDF set. The corresponding values of χ^2/n_{dof} can be read off from row six of figure 3 right. Other uncertainties remain unchanged in the leading digit as compared to the ones obtained for the NNPDF3.0 PDFs.

The $\alpha_s(M_Z)$ values from fits using the various PDF sets given in table 4 are found to be consistent within the experimental uncertainty. The NP, PDF, and PDF α_s uncertainties are smaller than the experimental uncertainty, while the PDFset uncertainty is of a similar size as the experimental one. The scale uncertainty is the largest individual uncertainty and is more than three times larger than any other uncertainty. Results of the $\alpha_s(M_Z)$ extractions from single data sets, cf. appendix B, from the simultaneous $\alpha_s(M_Z)$ extraction from all data sets, and the world average [1] are compared in figure 4 and are seen to be consistent with each other.

The ratio of data to the predictions as a function of jet p_T for all selected data sets is presented in figure 5. The predictions are computed for $\alpha_s(M_Z) = 0.1192$ as obtained in this analysis. Visually, all data sets are well described by the theory predictions.

²For HERAPDF2.0, the PDF uncertainty does not include the “model” or “parameterisation” uncertainties as those are represented here by the PDFset uncertainty.

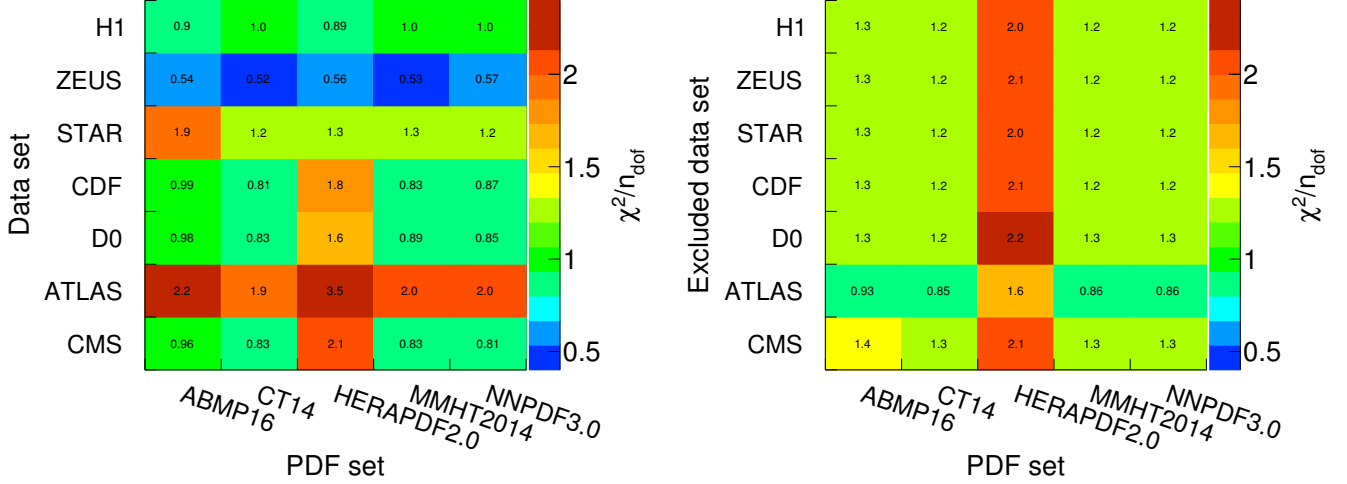


Figure 3. Left: Illustration of the χ^2/n_{dof} values for fits to each data set individually. Right: Illustration of the χ^2/n_{dof} values for simultaneous fits omitting a single data set at a time. The included or respectively excluded data set is indicated on the y axis and the PDF set on the x axis. The fits are performed for each PDF set in the envelope definition of the PDFset uncertainty.

PDF set	$\alpha_s(M_Z)$	Uncertainties (scaled by a factor of 10^4)							
		exp	NP	PDF	PDF α_s	PDFset	scale	theo	total
ABMP16	0.1203			4	3			+63 -47	+64 -49
CT14	0.1206			10	2			+58 -47	+59 -48
HERAPDF2.0	0.1184			6	2			+63 -51	+64 -53
MMHT2014	0.1194			7	3			+60 -46	+61 -48
NNPDF3.0	0.1192	12	5	7	5	11	+59 -38	+60 -41	+62 -43

Table 4. Values of $\alpha_s(M_Z)$ for the simultaneous fit to the H1, ZEUS, STAR, CDF, D0, and CMS data using the common-type method for various PDF sets. The experimental, NP, PDFset, and scale uncertainties remain mostly unchanged under a change of the PDF set and are quoted only once for NNP3.0.

6 Summary and outlook

Inclusive jet cross section data from different experiments at various particle colliders with jet transverse momenta ranging from 7 GeV up to 2 TeV are explored for determinations of $\alpha_s(M_Z)$ using next-to-leading order predictions.

Previous $\alpha_s(M_Z)$ determinations reported by the CMS, D0, and H1 collaborations [62, 61, 27] are taken as a baseline, and these $\alpha_s(M_Z)$ extraction methods, which differ in various aspects, are applied to inclusive jet cross section data measured by the ATLAS, CDF, CMS, D0, H1, STAR, and ZEUS experiments [41, 16, 62, 20, 27, 36, 32]. Differences among the $\alpha_s(M_Z)$ results due to the extraction technique are found to be negligible in most cases. A new extraction method is proposed, which combines aspects of the baseline approaches above.

In a statistical analysis, data measured by the CDF, CMS, D0, H1, STAR, and ZEUS experiments are found to

be well described by pQCD predictions at next-to-leading order, and hence are considered to be mutually consistent. Moreover, the values of $\alpha_s(M_Z)$ determined from each individual data set are found to be consistent among each other. By determining $\alpha_s(M_Z)$ simultaneously from these data, the experimental uncertainty of $\alpha_s(M_Z)$ is reduced to 1.0 %, as compared to 1.9 % when only the single most precise data set of that selection is considered.

The largest contribution to the uncertainty of $\alpha_s(M_Z)$ originates from the renormalisation scale dependence of the next-to-leading order pQCD calculation. This uncertainty is expected to be reduced once the next-to-next-to-leading order predictions become available for such studies. Furthermore, a reevaluation of the non-perturbative corrections and their uncertainties for all data sets in a consistent manner is recommended for a determination of $\alpha_s(M_Z)$ at high precision. The presented study and the developed analysis framework provide a solid basis for fu-

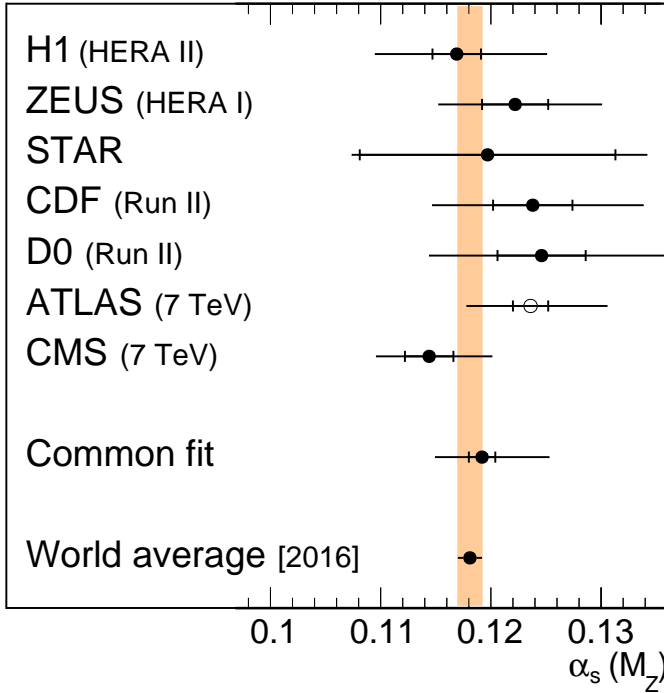


Figure 4. The $\alpha_s(M_Z)$ values from fits to individual data sets are compared to our simultaneous fit to H1, ZEUS, STAR, CDF, D0, and CMS data, and to the world average value [1]. The inner error bars represent the experimental uncertainty and the outer ones the total uncertainty. For reasons explained in the text, the ATLAS data are excluded from the common fit and only the result of a separate fit is indicated by the open circle.

ture determinations of $\alpha_s(M_Z)$ and facilitate the inclusion of additional data sets, further observables, and improved theory predictions.

We thank our colleagues in the CMS, D0, and H1 collaborations for fruitful discussions, and K. Björke and D. Reichelt for early related studies. K. Rabbertz thanks G. Flouris, P. Kokkas, and the colleagues from the PROSA Collaboration. D. Savoiu acknowledges the support by the DFG-funded Doctoral School “Karlsruhe School of Elementary and Astroparticle Physics: Science and Technology”. M. Wobisch also wishes to thank the Louisiana Board of Regents Support Fund for the support through the Eva J. Cunningham Endowed Professorship.

References

1. C. Patrignani and others (Particle Data Group), “Review of Particle Physics”, *Chin. Phys. C* **40** (2016) 100001, doi:10.1088/1674-1137/40/10/100001.
2. G. Dissertori, “The Determination of the Strong Coupling Constant”, *Adv. Ser. Direct. High Energy Phys.* **26** (2016) 113, doi:10.1142/9789814733519_0006, arXiv:1506.05407.
3. D. d’Enterria and P. Skands, eds., “Proceedings of the Workshop on High-precision α_s measurements: From LHC to FCC-ee, October 12-13, 2015”. Geneva, Switzerland, (2015). arXiv:1512.05194.
4. K. Rabbertz, “Jet Physics at the LHC”. Springer Tracts in Modern Physics. Springer, Berlin, Germany, 1st edition, October, 2016.
5. H1 Collaboration, “Determination of the strong coupling constant $\alpha_s(M_Z)$ in next-to-next-to-leading order QCD using H1 jet cross section measurements”, *Eur. Phys. J. C* **77** (2017), no. 11, 791, doi:10.1140/epjc/s10052-017-5314-7, arXiv:1709.07251.
6. J. Currie, E. W. N. Glover, and J. Pires, “Next-to-Next-to Leading Order QCD Predictions for Single Jet Inclusive Production at the LHC”, *Phys. Rev. Lett.* **118** (2017) 072002, doi:10.1103/PhysRevLett.118.072002, arXiv:1611.01460.
7. J. Currie, T. Gehrmann, A. Huss, and J. Niehues, “NNLO QCD corrections to jet production in deep inelastic scattering”, *JHEP* **07** (2017) 018, doi:10.1007/JHEP07(2017)018, arXiv:1703.05977.
8. UA2 Collaboration, “Observation of Very Large Transverse Momentum Jets at the CERN $\bar{p}p$ Collider”, *Phys. Lett. B* **118** (1982) 203, doi:10.1016/0370-2693(82)90629-3.
9. UA1 Collaboration, “Hadronic Jet Production at the CERN Proton-Antiproton Collider”, *Phys. Lett. B* **132** (1983) 214, doi:10.1016/0370-2693(83)90254-X.
10. UA1 Collaboration, “Measurement of the Inclusive Jet Cross-Section at the CERN p anti-p Collider”, *Phys. Lett. B* **172** (1986) 461, doi:10.1016/0370-2693(86)90290-X.
11. UA2 Collaboration, “Measurement of the \sqrt{s} Dependence of Jet Production at the CERN anti-p p Collider”, *Phys. Lett. B* **160** (1985) 349, doi:10.1016/0370-2693(85)91341-3.
12. CDF Collaboration, “Comparison of jet production in $\bar{p}p$ collisions at $\sqrt{s} = 546$ GeV and 1800 GeV”, *Phys. Rev. Lett.* **70** (1993) 1376, doi:10.1103/PhysRevLett.70.1376.
13. CDF Collaboration, “Measurement of the inclusive jet cross section in $\bar{p}p$ collisions at $\sqrt{s} = 1.8$ TeV”, *Phys. Rev. D* **64** (2001) 032001, doi:10.1103/PhysRevD.65.039903, 10.1103/PhysRevD.64.032001, arXiv:hep-ph/0102074.
14. CDF Collaboration, “Measurement of the inclusive jet cross section in $p\bar{p}$ interactions at $\sqrt{s} = 1.96$ -TeV using a cone-based jet algorithm.”, *Phys. Rev. D* **74** (2006) 071103, doi:10.1103/PhysRevD.74.071103, arXiv:hep-ex/0512020.
15. CDF Collaboration, “Measurement of the inclusive jet cross section using the k(t) algorithm in p anti-p collisions at $\sqrt{s} = 1.96$ -TeV.”, *Phys. Rev. Lett.* **96** (2006) 122001, doi:10.1103/PhysRevLett.96.122001, arXiv:hep-ex/0512062.
16. CDF Collaboration, “Measurement of the Inclusive Jet Cross Section using the k_T algorithm in $p\bar{p}$ Collisions at $\sqrt{s} = 1.96$ TeV with the CDF II Detector”, *Phys. Rev. D* **75** (2007) 092006, doi:10.1103/PhysRevD.75.092006, 119901, 10.1103/PhysRevD.75.092006, arXiv:hep-ex/0701051.

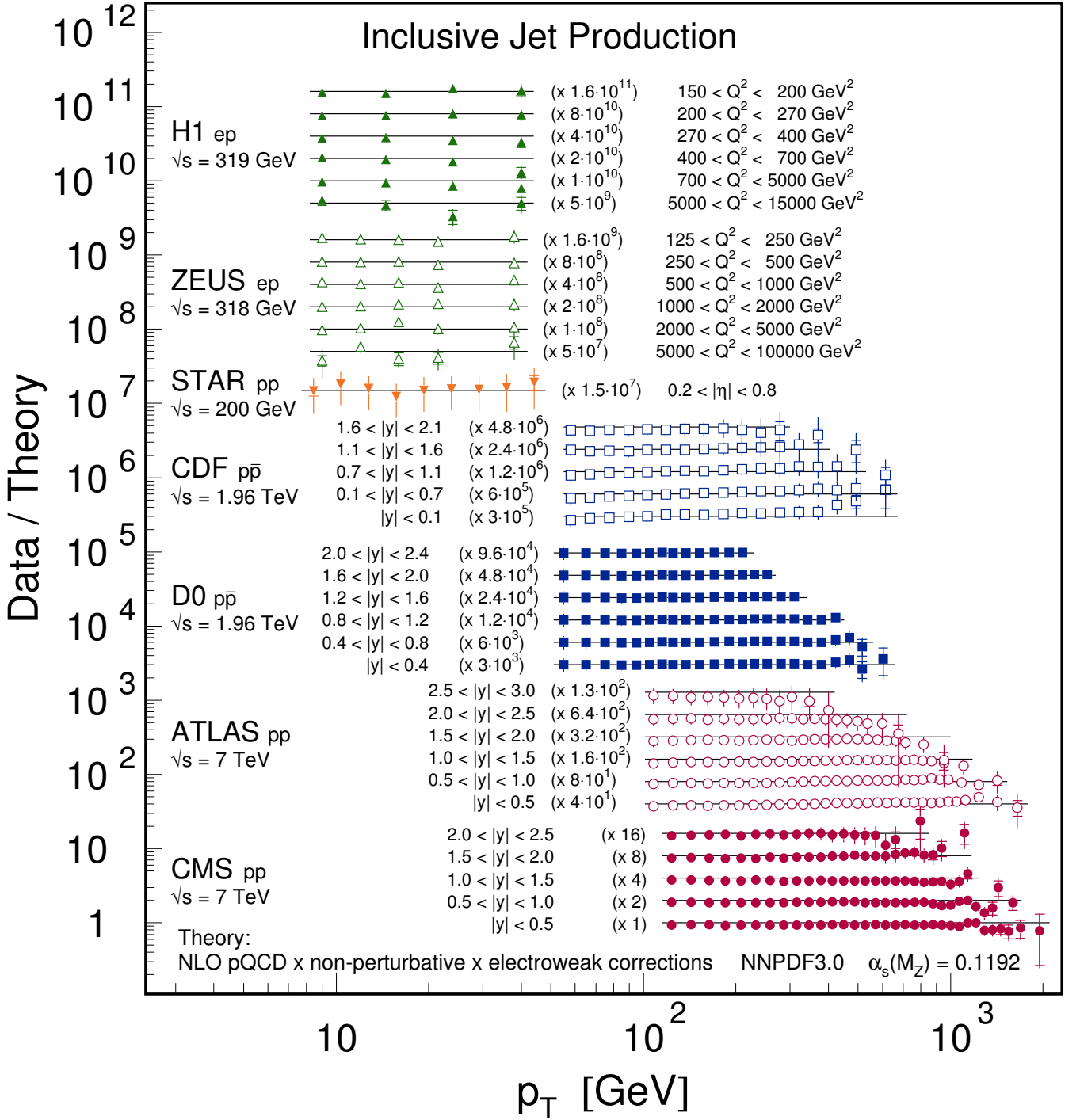


Figure 5. Ratio of data over theory for the selected inclusive jet cross sections listed in table 2 as a function of jet p_T . The NLO predictions are computed with the NNPDF3.0 PDF set for the fitted $\alpha_s(M_Z)$ value of 0.1192, which is determined considering all presented data except for the ATLAS data set. They are complemented with non-perturbative corrections and, where appropriate, with electroweak corrections.

17. CDF Collaboration, “Measurement of the Inclusive Jet Cross Section at the Fermilab Tevatron $p\bar{p}$ Collider Using a Cone-Based Jet Algorithm”, *Phys. Rev. D* **78** (2008) 052006, doi:10.1103/PhysRevD.78.052006, arXiv:0807.2204.
18. D0 Collaboration, “Inclusive jet production in $p\bar{p}$ collisions”, *Phys. Rev. Lett.* **86** (2001) 1707, doi:10.1103/PhysRevLett.86.1707, arXiv:hep-ex/0011036.
19. D0 Collaboration, “High- p_T jets in $p\bar{p}$ collisions at $\sqrt{s} = 630$ GeV and 1800 GeV”, *Phys. Rev. D* **64** (2001) 032003, doi:10.1103/PhysRevD.64.032003, arXiv:hep-ex/0012046.
20. D0 Collaboration, “Measurement of the inclusive jet cross-section in $p\bar{p}$ collisions at $\sqrt{s} = 1.96$ TeV”, *Phys. Rev. Lett.* **101** (2008) 062001, doi:10.1103/PhysRevLett.101.062001, arXiv:0802.2400.
21. H1 Collaboration, “Measurement and QCD analysis of jet cross-sections in deep-inelastic positron-proton collisions at \sqrt{s} of 300 GeV”, *Eur. Phys. J. C* **19** (2001) 289, doi:10.1007/s100520100621, arXiv:hep-ex/0010054.
22. H1 Collaboration, “Measurement of inclusive jet cross-sections in deep inelastic ep scattering at HERA”, *Phys. Lett. B* **542** (2002) 193, doi:10.1016/S0370-2693(02)02375-4, arXiv:hep-ex/0206029.
23. H1 Collaboration, “Measurement of inclusive jet cross-sections in photoproduction at HERA”, *Eur. Phys. J. C* **29** (2003) 497, doi:10.1140/epjc/s2003-01262-9, arXiv:hep-ex/0302034.
24. H1 Collaboration, “Measurement of inclusive jet production in deep-inelastic scattering at high Q^2 and determination of the strong coupling”, *Phys. Lett. B* **653** (2007) 134, doi:10.1016/j.physletb.2007.07.050, arXiv:0706.3722.
25. H1 Collaboration, “Jet Production in ep Collisions at High Q^2 and Determination of α_s ”, *Eur. Phys. J. C* **65** (2010) 363, doi:10.1140/epjc/s10052-009-1208-7, arXiv:0904.3870.
26. H1 Collaboration, “Jet Production in ep Collisions at Low Q^2 and Determination of α_s ”, *Eur. Phys. J. C* **67** (2010) 1, doi:10.1140/epjc/s10052-010-1282-x, arXiv:0911.5678.
27. H1 Collaboration, “Measurement of multijet production in ep collisions at high Q^2 and determination of the strong coupling α_s ”, *Eur. Phys. J. C* **75** (2015) 65, doi:10.1140/epjc/s10052-014-3223-6, arXiv:1406.4709.
28. H1 Collaboration, “Measurement of Jet Production Cross Sections in Deep-inelastic ep Scattering at HERA”, *Eur. Phys. J. C* **77** (2017), no. 4, 215, doi:10.1140/epjc/s10052-017-4717-9, arXiv:1611.03421.
29. ZEUS Collaboration, “High- E_T inclusive jet cross sections in photoproduction at HERA”, *Eur. Phys. J. C* **4** (1998) 591, doi:10.1007/s100529800916, arXiv:hep-ex/9802012.
30. ZEUS Collaboration, “Inclusive jet cross sections in the Breit frame in neutral current deep inelastic scattering at HERA and determination of α_s ”, *Phys. Lett. B* **547** (2002) 164, doi:10.1016/S0370-2693(02)02763-6, arXiv:hep-ex/0208037.
31. ZEUS Collaboration, “Scaling violations and determination of α_s from jet production in gamma p interactions at HERA”, *Phys. Lett. B* **560** (2003) 7, doi:10.1016/S0370-2693(03)00380-0, arXiv:hep-ex/0212064.
32. ZEUS Collaboration, “Inclusive-jet and dijet cross sections in deep inelastic scattering at HERA”, *Nucl. Phys. B* **765** (2007) 1, doi:10.1016/j.nuclphysb.2006.09.018, arXiv:hep-ex/0608048.
33. ZEUS Collaboration, “Jet-radius dependence of inclusive-jet cross sections in deep inelastic scattering at HERA”, *Phys. Lett. B* **649** (2007) 12, doi:10.1016/j.physletb.2007.03.039, arXiv:hep-ex/0701039.
34. ZEUS Collaboration, “Inclusive-jet cross sections in NC DIS at HERA and a comparison of the kT, anti-kT and SIScone jet algorithms”, *Phys. Lett. B* **691** (2010) 127, doi:10.1016/j.physletb.2010.06.015, arXiv:1003.2923.
35. ZEUS Collaboration, “Inclusive-jet photoproduction at HERA and determination of α_s ”, *Nucl. Phys. B* **864** (2012) 1, doi:10.1016/j.nuclphysb.2012.06.006, arXiv:1205.6153.
36. STAR Collaboration, “Longitudinal double-spin asymmetry and cross section for inclusive jet production in polarized proton collisions at $\sqrt{s} = 200$ GeV”, *Phys. Rev. Lett.* **97** (2006) 252001, doi:10.1103/PhysRevLett.97.252001, arXiv:hep-ex/0608030.
37. ALICE Collaboration, “Measurement of the inclusive differential jet cross section in pp collisions at $\sqrt{s} = 2.76$ TeV”, *Phys. Lett. B* **722** (2013) 262, doi:10.1016/j.physletb.2013.04.026, arXiv:1301.3475.
38. ATLAS Collaboration, “Measurement of inclusive jet and dijet cross sections in proton-proton collisions at 7 TeV centre-of-mass energy with the ATLAS detector”, *Eur. Phys. J. C* **71** (2011) 1512, doi:10.1140/epjc/s10052-010-1512-2, arXiv:1009.5908.
39. ATLAS Collaboration, “Measurement of inclusive jet and dijet production in pp collisions at $\sqrt{s} = 7$ TeV using the ATLAS detector”, *Phys. Rev. D* **86** (2012) 014022, doi:10.1103/PhysRevD.86.014022, arXiv:1112.6297.
40. ATLAS Collaboration, “Measurement of the inclusive jet cross section in pp collisions at $\sqrt{s} = 2.76$ TeV and comparison to the inclusive jet cross section at $\sqrt{s} = 7$ TeV using the ATLAS detector”, *Eur. Phys. J. C* **73** (2013) 2509, doi:10.1140/epjc/s10052-013-2509-4, arXiv:1304.4739.
41. ATLAS Collaboration, “Measurement of the inclusive jet cross-section in proton-proton collisions at $\sqrt{s} = 7$ TeV using 4.5 fb $^{-1}$ of data with the ATLAS detector”, *JHEP* **02** (2015) 153, doi:10.1007/JHEP02(2015)153, 10.1007/JHEP09(2015)141, arXiv:1410.8857. [Erratum: JHEP09,141(2015)].
42. ATLAS Collaboration, “Measurement of the inclusive jet cross-sections in proton-proton collisions at $\sqrt{s} = 8$

- TeV with the ATLAS detector”, *JHEP* **09** (2017) 020, doi:10.1007/JHEP09(2017)020, arXiv:1706.03192.
43. ATLAS Collaboration, “Jet energy scale measurements and their systematic uncertainties in proton-proton collisions at $\sqrt{s} = 13$ TeV with the ATLAS detector”, *Phys. Rev. D* **96** (2017), no. 7, 072002, doi:10.1103/PhysRevD.96.072002, arXiv:1703.09665.
 44. CMS Collaboration, “Measurement of the Inclusive Jet Cross Section in pp Collisions at $\sqrt{s} = 7$ TeV”, *Phys. Rev. Lett.* **107** (2011) 132001, doi:10.1103/PhysRevLett.107.132001, arXiv:1106.0208.
 45. CMS Collaboration, “Measurement of the inclusive production cross sections for forward jets and for dijet events with one forward and one central jet in pp collisions at $\sqrt{s} = 7$ TeV”, *JHEP* **06** (2012) 036, doi:10.1007/JHEP06(2012)036, arXiv:1202.0704.
 46. CMS Collaboration, “Measurements of differential jet cross sections in proton-proton collisions at $\sqrt{s} = 7$ TeV with the CMS detector”, *Phys. Rev. D* **87** (2013) 112002, doi:10.1103/PhysRevD.87.112002, arXiv:1212.6660.
 47. CMS Collaboration, “Measurement of the ratio of inclusive jet cross sections using the anti- k_T algorithm with radius parameters $R = 0.5$ and 0.7 in pp collisions at $\sqrt{s} = 7$ TeV”, *Phys. Rev. D* **90** (2014) 072006, doi:10.1103/PhysRevD.90.072006, arXiv:1406.0324.
 48. CMS Collaboration, “Measurement of the inclusive jet cross section in pp collisions at $\sqrt{s} = 2.76$ TeV”, *Eur. Phys. J. C* **76** (2016) 265, doi:10.1140/epjc/s10052-016-4083-z, arXiv:1512.06212.
 49. CMS Collaboration, “Measurement of the double-differential inclusive jet cross section in proton-proton collisions at $\sqrt{s} = 13$ TeV”, *Eur. Phys. J. C* **76** (2016), no. 8, 451, doi:10.1140/epjc/s10052-016-4286-3, arXiv:1605.04436.
 50. CMS Collaboration, “Measurement and QCD analysis of double-differential inclusive jet cross-sections in pp collisions at $\sqrt{s} = 8$ TeV and ratios to 2.76 and 7 TeV”, *JHEP* **03** (2017) 156, doi:10.1007/JHEP03(2017)156, arXiv:1609.05331.
 51. S. D. Ellis, Z. Kunszt, and D. E. Soper, “One-Jet Inclusive Cross Section at Order α_s^3 : Quarks and Gluons”, *Phys. Rev. Lett.* **64** (1990) 2121, doi:10.1103/PhysRevLett.64.2121.
 52. S. D. Ellis, Z. Kunszt, and D. E. Soper, “Two-Jet Production in Hadron Collisions at Order α_s^3 in QCD”, *Phys. Rev. Lett.* **69** (1992) 1496, doi:10.1103/PhysRevLett.69.1496.
 53. W. T. Giele, E. W. N. Glover, and D. A. Kosower, “The Two-Jet Differential Cross Section at $\mathcal{O}(\alpha_s^3)$ in Hadron Collisions”, *Phys. Rev. Lett.* **73** (1994) 2019, doi:10.1103/PhysRevLett.73.2019, arXiv:hep-ph/9403347.
 54. M. H. Seymour, “Jet shapes in hadron collisions: Higher orders, resummation and hadronization”, *Nucl. Phys. B* **513** (1998) 269, doi:10.1016/S0550-3213(97)00711-6, arXiv:hep-ph/9707338.
 55. G. C. Blazey et al., “Run II jet physics”, in *Proceedings, Physics at Run II: QCD and Weak Boson Physics Workshop*, p. 47. Batavia, IL, USA, March 4-6, June 3-4, November 4-6, 1999. arXiv:hep-ex/0005012.
 56. G. P. Salam, “Towards Jetography”, *Eur. Phys. J. C* **67** (2010) 637, doi:10.1140/epjc/s10052-010-1314-6, arXiv:0906.1833.
 57. ZEUS Collaboration, “An NLO QCD analysis of inclusive cross-section and jet-production data from the zeus experiment”, *Eur. Phys. J. C* **42** (2005) 1, doi:10.1140/epjc/s2005-02293-x, arXiv:hep-ph/0503274.
 58. H1 and ZEUS Collaboration, “Combination of measurements of inclusive deep inelastic $e^\pm p$ scattering cross sections and QCD analysis of HERA data”, *Eur. Phys. J. C* **75** (2015) 580, doi:10.1140/epjc/s10052-015-3710-4, arXiv:1506.06042.
 59. R. D. Ball et al., “Precision NNLO determination of $\alpha_s(M_Z)$ using an unbiased global parton set”, *Phys. Lett. B* **707** (2012) 66, doi:10.1016/j.physletb.2011.11.053, arXiv:1110.2483.
 60. L. A. Harland-Lang, A. D. Martin, P. Motylinski, and R. S. Thorne, “Parton distributions in the LHC era: MMHT 2014 PDFs”, *Eur. Phys. J. C* **75** (2015) 204, doi:10.1140/epjc/s10052-015-3397-6, arXiv:1412.3989.
 61. D0 Collaboration, “Determination of the strong coupling constant from the inclusive jet cross section in $p\bar{p}$ collisions at $\sqrt{s} = 1.96$ TeV”, *Phys. Rev. D* **80** (2009) 111107, doi:10.1103/PhysRevD.80.111107, arXiv:0911.2710.
 62. CMS Collaboration, “Constraints on parton distribution functions and extraction of the strong coupling constant from the inclusive jet cross section in pp collisions at $\sqrt{s} = 7$ TeV”, *Eur. Phys. J. C* **75** (2015) 288, doi:10.1140/epjc/s10052-015-3499-1, arXiv:1410.6765.
 63. CDF Collaboration, “Measurement of the strong coupling constant from inclusive jet production at the Tevatron $p\bar{p}$ collider”, *Phys. Rev. Lett.* **88** (2002) 042001, doi:10.1103/PhysRevLett.88.042001, arXiv:hep-ex/0108034.
 64. W. T. Giele, E. W. N. Glover, and J. Yu, “The Determination of α_s at Hadron Colliders”, *Phys. Rev. D* **53** (1996) 120, doi:10.1103/PhysRevD.53.120, arXiv:hep-ph/9506442.
 65. CDF Collaboration, “Inclusive jet cross-section in $p\bar{p}$ collisions at $\sqrt{s} = 1.8$ TeV”, *Phys. Rev. Lett.* **68** (1992) 1104, doi:10.1103/PhysRevLett.68.1104.
 66. B. Malaescu and P. Starovoitov, “Evaluation of the strong coupling constant α_s using the ATLAS inclusive jet cross-section data”, *Eur. Phys. J. C* **72** (2012) 2041, doi:10.1140/epjc/s10052-012-2041-y, arXiv:1203.5416.
 67. T. Biekötter, M. Klasen, and G. Kramer, “Next-to-next-to-leading order contributions to inclusive jet production in deep-inelastic scattering and determination of α_s ”, *Phys. Rev. D* **92** (2015), no. 7, 074037, doi:10.1103/PhysRevD.92.074037, arXiv:1508.07153.
 68. S. D. Ellis and D. E. Soper, “Successive combination jet algorithm for hadron collisions”, *Phys. Rev. D* **48** (1993) 3160, doi:10.1103/PhysRevD.48.3160, arXiv:hep-ph/9305266.

69. M. Cacciari, G. P. Salam, and G. Soyez, “The anti- k_t jet clustering algorithm”, *JHEP* **04** (2008) 063, doi:10.1088/1126-6708/2008/04/063, arXiv:0802.1189.
70. R. K. Ellis, W. J. Stirling, and B. R. Webber, “QCD and Collider Physics”. Cambridge Monographs on Particle Physics, Nuclear Physics and Cosmology. Cambridge University Press, Cambridge, 1996.
71. S. Dittmaier, A. Huss, and C. Speckner, “Weak radiative corrections to dijet production at hadron colliders”, *JHEP* **11** (2012) 095, doi:10.1007/JHEP11(2012)095, arXiv:1210.0438.
72. R. Frederix et al., “The complete NLO corrections to dijet hadroproduction”, *JHEP* **04** (2017) 076, doi:10.1007/JHEP04(2017)076, arXiv:1612.06548.
73. A. Buckley et al., “General-purpose event generators for LHC physics”, *Phys. Rept.* **504** (2011) 145, doi:10.1016/j.physrep.2011.03.005, arXiv:1101.2599.
74. Z. Nagy, “Three jet cross-sections in hadron hadron collisions at next-to-leading order”, *Phys. Rev. Lett.* **88** (2002) 122003, doi:10.1103/PhysRevLett.88.122003, arXiv:hep-ph/0110315.
75. Z. Nagy, “Next-to-leading order calculation of three-jet observables in hadron hadron collisions”, *Phys. Rev. D* **68** (2003) 094002, doi:10.1103/PhysRevD.68.094002, arXiv:hep-ph/0307268.
76. T. Kluge, K. Rabbertz, and M. Wobisch, “fastNLO: Fast pQCD calculations for PDF fits”, in *14th International Workshop on Deep Inelastic Scattering (DIS 2006)*, p. 483. Tsukuba, Japan, April 20-24, 2006. arXiv:hep-ph/0609285. doi:10.1142/9789812706706_0110.
77. D. Britzger, K. Rabbertz, F. Stober, and M. Wobisch, “New features in version 2 of the fastNLO project”, in *Proceedings, XX. International Workshop on Deep-Inelastic Scattering and Related Subjects (DIS 2012)*, p. 217. Bonn, Germany, March 26-30, 2012. arXiv:1208.3641. doi:10.3204/DESY-PROC-2012-02/165.
78. M. Cacciari, G. P. Salam, and G. Soyez, “FastJet User Manual”, *Eur. Phys. J. C* **72** (2012) 1896, doi:10.1140/epjc/s10052-012-1896-2, arXiv:1111.6097.
79. M. R. Whalley, D. Bourilkov, and R. C. Group, “The Les Houches Accord PDFs (LHAPDF) and LHAGLUE”, in *Proceedings, HERA and the LHC: A Workshop on the implications of HERA for LHC physics: Vol. B*. Geneva, Switzerland and Hamburg, Germany, March 26-27, October 11-13, March 21-24, 2004-2005. arXiv:hep-ph/0508110.
80. A. Buckley et al., “LHAPDF6: parton density access in the LHC precision era”, *Eur. Phys. J. C* **75** (2015) 132, doi:10.1140/epjc/s10052-015-3318-8, arXiv:1412.7420.
81. K. G. Chetyrkin, J. H. Kuhn, and M. Steinhauser, “RunDec: A Mathematica package for running and decoupling of the strong coupling and quark masses”, *Comput. Phys. Commun.* **133** (2000) 43, doi:10.1016/S0010-4655(00)00155-7, arXiv:hep-ph/0004189.
82. B. Schmidt and M. Steinhauser, “CRunDec: a C++ package for running and decoupling of the strong coupling and quark masses”, *Comput. Phys. Commun.* **183** (2012) 1845, doi:10.1016/j.cpc.2012.03.023, arXiv:1201.6149.
83. G. 't Hooft and M. J. G. Veltman, “Regularization and Renormalization of Gauge Fields”, *Nucl. Phys. B* **44** (1972) 189, doi:10.1016/0550-3213(72)90279-9.
84. G. 't Hooft, “Dimensional regularization and the renormalization group”, *Nucl. Phys. B* **61** (1973) 455, doi:10.1016/0550-3213(73)90376-3.
85. W. A. Bardeen, A. J. Buras, D. W. Duke, and T. Muta, “Deep Inelastic Scattering Beyond the Leading Order in Asymptotically Free Gauge Theories”, *Phys. Rev. D* **18** (1978) 3998, doi:10.1103/PhysRevD.18.3998.
86. J. Currie et al., “Single jet inclusive production for the individual jet p_T scale choice at the LHC”, in *23rd Cracow Epiphany Conference on Particle Theory Meets the First Data from LHC Run 2 Cracow, Poland, January 9-12, 2017*. 2017. arXiv:1704.00923.
87. J. Currie et al., “Differential single jet inclusive production at Next-to-Next-to-Leading Order in QCD”, in *52nd Rencontres de Moriond on QCD and High Energy Interactions (Moriond QCD 2017) La Thuile, Italy, March 25-April 1, 2017*. 2017. arXiv:1705.08205.
88. M. Miller. Private communication, 2006.
89. H.-L. Lai et al., “New parton distributions for collider physics”, *Phys. Rev. D* **82** (2010) 074024, doi:10.1103/PhysRevD.82.074024, arXiv:1007.2241.
90. A. D. Martin, W. J. Stirling, R. S. Thorne, and G. Watt, “Parton distributions for the LHC”, *Eur. Phys. J. C* **63** (2009) 189, doi:10.1140/epjc/s10052-009-1072-5, arXiv:0901.0002.
91. NNPDF Collaboration, “Parton distributions from high-precision collider data”, *Eur. Phys. J. C* **77** (2017), no. 10, 663, doi:10.1140/epjc/s10052-017-5199-5, arXiv:1706.00428.
92. L. A. Harland-Lang, A. D. Martin, and R. S. Thorne, “The Impact of LHC Jet Data on the MMHT PDF Fit at NNLO”, arXiv:1711.05757.
93. S. Dulat et al., “New parton distribution functions from a global analysis of quantum chromodynamics”, *Phys. Rev. D* **93** (2016) 033006, doi:10.1103/PhysRevD.93.033006, arXiv:1506.07443.
94. CDF and D0 Collaboration, “Combination of CDF and D0 results on the mass of the top quark using up to 9.7/fb⁻¹ at the Tevatron”, arXiv:1407.2682.
95. ATLAS and CMS Collaboration, “Jet energy scale uncertainty correlations between ATLAS and CMS at 8 TeV”, technical report, CERN, 2015.
96. ATLAS and CMS Collaboration, “Jet energy scale uncertainty correlations between ATLAS and CMS”, technical report, CERN, 2014.
97. F. James and M. Roos, “Minuit: A System for Function Minimization and Analysis of the Parameter Errors and Correlations”, *Comput. Phys. Commun.* **10** (1975) 343, doi:10.1016/0010-4655(75)90039-9.
98. J. Butterworth et al., “PDF4LHC recommendations for LHC Run II”, *J. Phys. G* **43** (2016) 023001, doi:10.1088/0954-3899/43/2/023001, arXiv:1510.03865.
99. NNPDF Collaboration, “Parton distributions for the LHC Run II”, *JHEP* **04** (2015) 040, doi:10.1007/JHEP04(2015)040, arXiv:1410.8849.

100. S. Alekhin, J. Blümlein, S. Moch, and R. Placakyte, “Parton distribution functions, α_s and heavy-quark masses for LHC Run II”, *Phys. Rev. D* **96** (2017), no. 1, 014011, doi:10.1103/PhysRevD.96.014011, arXiv:1701.05838.
101. S. Alekhin, J. Blümlein, and S. Moch, “NLO PDFs from the ABMP16 fit”, *Eur. Phys. J. C* **78** (2018), no. 6, 477, doi:10.1140/epjc/s10052-018-5947-1, arXiv:1803.07537.
102. S. Catani, D. de Florian, M. Grazzini, and P. Nason, “Soft gluon resummation for Higgs boson production at hadron colliders”, *JHEP* **07** (2003) 028, doi:10.1088/1126-6708/2003/07/028, arXiv:hep-ph/0306211.
103. M. Cacciari et al., “The t anti- t cross-section at 1.8 TeV and 1.96 TeV: a study of the systematics due to parton densities and scale dependence”, *JHEP* **04** (2004) 068, doi:10.1088/1126-6708/2004/04/068, arXiv:hep-ph/0303085.
104. A. Banfi, G. P. Salam, and G. Zanderighi, “Phenomenology of event shapes at hadron colliders”, *JHEP* **06** (2010) 038, doi:10.1007/JHEP06(2010)038, arXiv:1001.4082.

A Definition of the χ^2 expression for the common-type method

In the common-type method the χ^2 expression, which is subject to the minimisation algorithm, is defined as

$$\chi^2 = \sum_{ij} \left(\log \frac{m_i}{t_i} \right) \left[(\mathcal{V}_{\text{exp}} + \mathcal{V}_{\text{PDF}} + \mathcal{V}_{\text{NP}})^{-1} \right]_{ij} \left(\log \frac{m_j}{t_j} \right), \quad (4)$$

where the sum runs over all data points i and j of the measured cross sections m_i , m_j and theory predictions t_i , t_j . The covariance matrices \mathcal{V} represent the relative experimental, PDF, and NP uncertainties. A similar χ^2 definition, taking into account only experimental uncertainties, was employed by the H1 Collaboration [27, 28, 5]. For the calculation of the covariance matrices, all uncertainties are symmetrised, if necessary, by averaging the corresponding “up” and “down” shifts in $\alpha_s(M_Z)$ in quadrature while keeping the sign of bin-to-bin correlations. Uncertainty contributions to the total covariance matrix that are fully correlated across all observable bins in equation (4) can alternatively be expressed in an equivalent form with nuisance parameters.

B Common-type extraction of $\alpha_s(M_Z)$ from single inclusive jet data sets

Detailed results of the common-type method applied to the individual data sets are given in table 5. The result for the H1 data agrees with the value published in ref. [27]. Even though using the full D0 data set with

110 points, the extracted $\alpha_s(M_Z)$ value is consistent with the value achieved by the D0 Collaboration at NLO for a subset of 22 points in ref. [61]. For the CMS measurement, the common-type method leads to a consistent but somewhat lower result than reported in ref. [62] for various PDFs. Our result for the ZEUS data is compatible with the value obtained by the ZEUS Collaboration from a single-differential variant of the measurement in a reduced phase space as published in ref. [33]. With respect to the ATLAS, CDF, and STAR inclusive jet data, this study constitutes the first $\alpha_s(M_Z)$ determination from either data set. Within uncertainties, all $\alpha_s(M_Z)$ values are consistent with each other and with the world average.

The individual uncertainties compare as follows:

- The experimental uncertainty of $\alpha_s(M_Z)$ is roughly comparable between experiments at the same collider. It is largest for the STAR data, and smallest for the ATLAS data.
- The NP uncertainties are found to vary significantly, even between data sets in similar kinematic regions, for instance between CDF and D0. In case of the LHC experiments the NP uncertainties appear to be negligible.
- The PDF uncertainty as estimated with the NNPDF3.0 PDF set is smaller than the experimental uncertainty. For the HERA data, the PDF uncertainty is found to be moderately smaller than for Tevatron or LHC data as observed also with other PDF sets.
- For all data sets, the PDF α_s uncertainty is rather small. This observation justifies to neglect the α_s dependence of the PDFs in the $\alpha_s(M_Z)$ determinations and to assign a separately derived uncertainty instead.
- The PDFset uncertainty constitutes the largest contribution of the PDF related ones.
- The largely dominating scale uncertainty is of similar size in case of HERA and LHC data and somewhat larger for Tevatron data or the STAR experiment.

The results of $\alpha_s(M_Z)$ determinations from single measurements for the alternative PDF sets ABMP16, CT14, HERAPDF2.0, and MMHT2014 PDF sets are provided in columns 2–5 of table 6. The envelope constructed from these four values together with the NNPDF3.0 result constitutes the PDFset uncertainty shown in column seven of table 5. The further columns in table 6 present the PDF and PDF α_s uncertainty for the respective PDF sets.

The spread among the $\alpha_s(M_Z)$ determinations from a single data set with varying PDF sets is illustrated in figure 6. For each of the individual data sets, the results are mostly consistent. Larger deviations are observed for the Tevatron data when using the ABMP16 and HERAPDF2.0 sets, and for the STAR data in conjunction with the ABMP16 PDF set.

The PDF uncertainty obtained with different PDF sets for the same data set is largest for CT14 and smallest for HERAPDF2.0. These numbers can differ by a factor of up to almost four. Moreover, we observe that in particular for Tevatron and LHC data the ABMP16 and HERAPDF2.0 sets give significantly larger PDF α_s uncertainties than the nominal PDF NNPDF3.0, whereas the CT14 or MMHT2014

Data set	$\alpha_s(M_Z)$	Uncertainties (scaled by factor 10^4)							
		exp	NP	PDF	PDF α_s	PDFset	scale	theo	total
H1	0.1169	22	9	8	4	10	+58 -47	+60 -50	+64 -54
ZEUS	0.1222	30	18	9	3	18	+48 -33	+56 -42	+63 -52
STAR	0.1197	116	—	50	26	99	+87 -41	+143 -121	+184 -168
CDF	0.1238	36	13	14	9	46	+83 -39	+97 -64	+104 -73
D0	0.1246	40	23	21	8	62	+104 -76	+125 -103	+131 -111
ATLAS	0.1236	16	3	15	8	30	+65 -34	+74 -49	+76 -51
CMS	0.1144	22	1	14	9	21	+58 -24	+64 -36	+68 -42

Table 5. Results of common-type $\alpha_s(M_Z)$ extractions from individual inclusive jet data sets using the NNPDF3.0 PDF set. The values for $\alpha_s(M_Z)$ are provided along with the experimental and theoretical uncertainties. The latter consist of contributions originating from NP effects, the propagation of the PDF uncertainties, the choices of the PDF $\alpha_s(M_Z)$ value and the PDF set, and the scale uncertainty. The quadratic sum of the experimental and theoretical uncertainties is quoted as the total uncertainty. The corresponding χ^2/n_{dof} values are displayed in column five of figure 3 left.

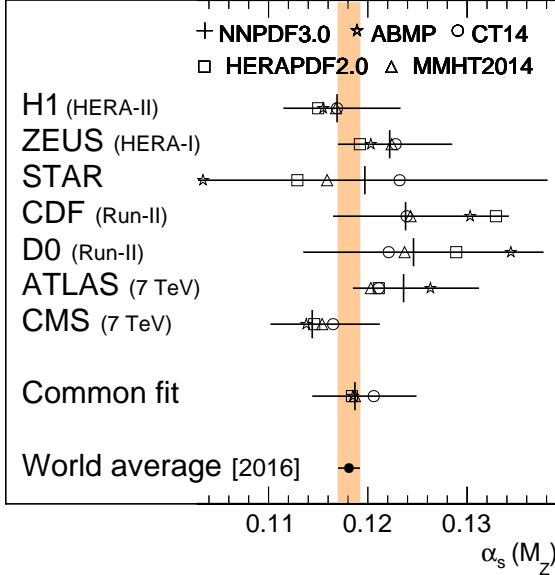


Figure 6. Comparison of results for $\alpha_s(M_Z)$ obtained with the alternative PDF sets ABMP16, CT14, HERAPDF2.0, and MMHT2014. The values are compared to the value of $\alpha_s(M_Z)$ obtained with the NNPDF3.0 set and to the world average value [1]. The horizontal error bars, attached to the points representing the NNPDF3.0 results, indicate the total uncertainty.

PDFs exhibit in general systematically smaller PDF α_s uncertainties than NNPDF3.0. A possible reason for the observed effects could lie in the different selections of data considered for the PDF determination. For instance, the ABMP16 and HERAPDF2.0 sets do not include any jet data.

Data set	$\alpha_s(M_Z)$				PDF uncertainty (scaled by factor 10^4)				PDF α_s uncertainty (scaled by factor 10^4)			
	AB	CT	H2	MM	AB	CT	H2	MM	AB	CT	H2	MM
H1	0.1155	0.1169	0.1150	0.1168	4	11	3	7	9	3	8	4
ZEUS	0.1203	0.1228	0.1192	0.1224	5	11	4	7	9	1	8	2
STAR	0.1034	0.1232	0.1129	0.1159	22	63	30	37	18	5	1	12
CDF	0.1303	0.1239	0.1329	0.1243	13	29	8	19	27	1	17	1
D0	0.1344	0.1221	0.1289	0.1237	19	34	16	23	29	2	11	0
ATLAS	0.1263	0.1211	0.1211	0.1203	13	22	13	17	11	0	6	3
CMS	0.1186	0.1165	0.1146	0.1154	10	24	14	19	14	2	6	2

Table 6. Results of common-type fits to single inclusive jet data sets for varying PDF sets. Listed are the $\alpha_s(M_Z)$ results and the respective PDF and PDF α_s uncertainty. For the purpose of a more compact presentation, the employed PDF sets ABMP16 (AB), CT14 (CT), HERAPDF2.0 (H2), and MMHT2014 (MM) are abbreviated here to the two-letter acronyms given in parentheses. Other uncertainty components differ only in the last digit as compared to the results obtained with NNPDF3.0 displayed in table 5. Uncertainties are scaled by a factor of 10^4 .