

# Finite-time and exact Lyapunov dimension of the Henon map.

N.V. Kuznetsov,<sup>1,2,\*</sup> G.A. Leonov,<sup>1,3</sup> and T.N. Mokaev<sup>1</sup>

<sup>1</sup>*Faculty of Mathematics and Mechanics, St. Petersburg State University, Peterhof, St. Petersburg, Russia*

<sup>2</sup>*Department of Mathematical Information Technology, University of Jyväskylä, Jyväskylä, Finland*

<sup>3</sup>*Institute of Problems of Mechanical Engineering RAS, Russia*

(Dated: December 7, 2021)

This work is devoted to further consideration of the Hénon map with negative values of the shrinking parameter and the study of transient oscillations, multistability, and possible existence of hidden attractors. The computation of the finite-time Lyapunov exponents by different algorithms is discussed. A new adaptive algorithm for the finite-time Lyapunov dimension computation in studying the dynamics of dimension is used. Analytical estimates of the Lyapunov dimension using the localization of attractors are given. A proof of the conjecture on the Lyapunov dimension of self-excited attractors and derivation of the exact Lyapunov dimension formula are revisited.

## I. INTRODUCTION

In 1963, American mathematician and meteorologist Edward Lorenz published an article in which he investigated an approximate model of the fluid convection in a two-dimensional layer and discovered its irregular behavior [52]. The analysis of this behavior was closely related to the phenomenon of chaos, namely to the sensitive dependence on the initial conditions and the existence in the phase space of the system of a chaotic attractor with a complex geometrical structure. Later, this three-dimensional system was called the Lorenz system, and so far it has great scientific interest [48, 63, 64].

In 1969, French mathematician and astronomer, Michel Hénon, showed that the essential properties of the Lorenz system (i.e., folding and shrinking of volumes) can be preserved by means of a specially chosen sequence of approximating maps [32]. The Poincaré map of the Lorenz system was chosen as the reference, resulting in the following map  $\varphi(x, y) : \mathbb{R}^2 \rightarrow \mathbb{R}^2$ , where

$$\varphi(x, y) = (1 + y - ax^2, bx), \quad (1)$$

$a > a_0 = -\frac{(b-1)^2}{4}$  (folding parameter), and  $b \in (0, 1)$  (shrinking parameter) are parameters of mapping. One usually considers an equivalent form of the Hénon map (e.g. [9, 29, 33])

$$\varphi(x, y) = (a + by - x^2, x), \quad (2)$$

obtained from (1) by changing the coordinates  $x := ax$ ,  $y := \frac{a}{b}y$ . Along with positive values of parameter  $b$ , considered in [32], later on one also studies the Hénon system with negative values  $b \in (-1, 0)$  [25, 31].

The Hénon map and its various generalizations have attracted the attention of researchers with its comparative simplicity and the ability to model its dynamics without integrating differential equations (see, e.g. [4, 5, 23, 27–29, 61]). Despite being introduced initially

as a theoretical transformation, it also has several physical interpretations [7, 31]. Further, we will study Hénon map in the form (2) with  $b \neq 0$ ,  $|b| < 1$ .

## II. TRANSIENT OSCILLATIONS, ATTRACTORS AND MULTISTABILITY

Consider a *dynamical system* with discrete time  $(\{\varphi^t\}_{t \geq 0}, (U \subseteq \mathbb{R}^2, \|\cdot\|))$  generated by the recurrence equation with map (2)

$$u(t+1) = \varphi(u(t)), \quad u(0) = u_0 \in U, \quad t \in \mathbb{N}_0, \quad (3)$$

where  $\varphi^t = \underbrace{(\varphi \circ \varphi \circ \dots \circ \varphi)}_{t \text{ times}}$ ,  $\varphi^0 = \text{id}_{\mathbb{R}^2}$ , and  $u(t) =$

$(x(t), y(t))$  with  $\|u_0\| = \sqrt{x_0^2 + y_0^2}$ .

The equilibria  $O_{\pm} = (x_{\pm}, x_{\pm})$  of the system (3) exist when  $a > a_0$ . Here

$$x_{\pm} = \frac{1}{2} (b - 1 \pm \sqrt{(b-1)^2 + 4a}).$$

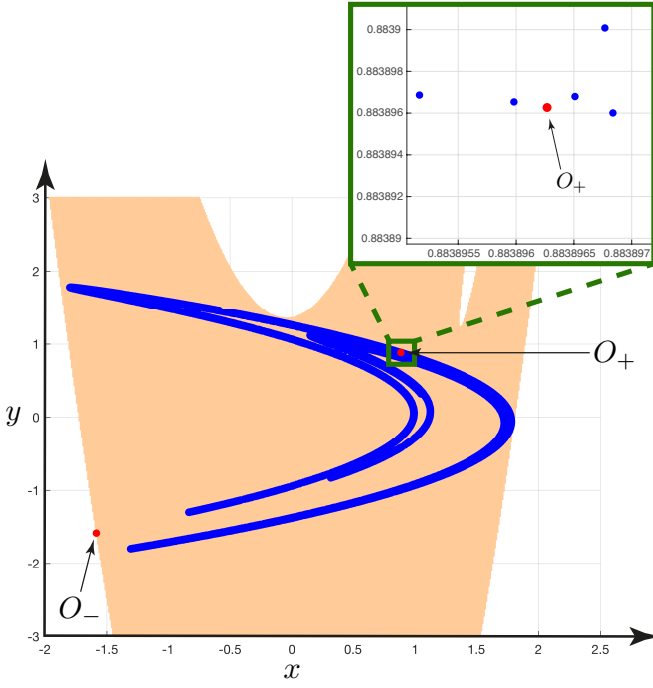
The  $2 \times 2$  Jacobian matrix is defined as follows:

$$J(u_0) = J((x_0, y_0)) = D\varphi((x_0, y_0)) = \begin{pmatrix} -2x_0 & b \\ 1 & 0 \end{pmatrix}, \quad (4)$$

where  $|\det J(u_0)| \equiv |b| < 1$ , and has the eigenvalues  $\lambda^{\pm}(u_0) = -x_0 \pm \sqrt{b + x_0^2}$ , and eigenvectors  $\nu^{\pm}(u_0) = \begin{pmatrix} -x_0 \pm \sqrt{b + x_0^2} \\ 1 \end{pmatrix}$ . One can check that equilibrium  $O_-$  is always unstable and  $O_+$  is unstable when  $a > a_1 = \frac{3(b-1)^2}{4}$ .

In the seminal work [32] for a fixed value  $b = 0.3$  it was shown numerically that for  $a < a_0$  and  $a > a_3 \approx 1.55$  any trajectory  $\varphi^t(u_0)$  tends to infinity for all  $u_0 \in \mathbb{R}^2$ . For  $a_0 < a < a_3$ , depending on the initial point  $u_0$ , the trajectory  $\varphi^t(u_0)$  either tends to infinity, or reaches the attractor that is a stable equilibrium for  $a_0 < a < a_1$ , a periodic orbit for  $a_1 < a < a_2 \approx 1.06$ , and a nontrivial chaotic attractor for  $a_2 < a < a_3$ . These numerical experiments imply that there is no global attractor in the Hénon system for  $U = \mathbb{R}^2$ .

\* Corresponding author: nkuznetsov239@gmail.com



**FIG. 1:** Chaotic Hénon attractor (blue) for the parameters  $a = 1.4$ ,  $b = 0.3$  is self-excited with respect to both equilibria  $O_{\pm}$  (red); the basin of attraction (orange).

Computational errors (caused by finite precision arithmetic) and sensitivity to initial conditions allow one to get a reliable visualization of chaotic attractor by only one pseudo-trajectory computed for a sufficiently large time interval.

**Definition 1** ([40, 47, 49, 50]) *An attractor is called a self-excited attractor if its basin of attraction intersects with any open neighborhood of a stationary state (an equilibrium), otherwise, it is called a hidden attractor.*

For a *self-excited attractor* its basin of attraction is connected with an unstable equilibrium and, therefore, self-excited attractors can be localized numerically by the *standard computational procedure* in which after a transient process a trajectory, started in a neighborhood of an unstable equilibrium (e.g., from a point of its unstable manifold), is attracted to the state of oscillation and then traces it. Thus, self-excited attractors can be easily visualized (e.g. the classical Lorenz and Rössler attractors can be visualized by a trajectory from a vicinity of unstable zero equilibrium).

For  $a = 1.4$ ,  $b = 0.3$  the equilibria  $O_{\pm}$  are saddles ( $|\lambda^{\pm}(O_{\pm})| < 1$ ,  $|\lambda^{\mp}(O_{\pm})| > 1$ ) and one can visualize the classical Hénon attractor [32] (see Fig. 1) from the  $\delta$ -vicinity of  $O_{\pm}$  using trajectories with the initial data

$$u_0 = O_{\pm} + \delta \frac{\nu^{\mp}(O_{\pm})^*}{\|\nu^{\mp}(O_{\pm})\|}, \quad \delta = 0.1.$$

Similar self-excited attractor can be also obtained for negative values of parameter  $b$  (e.g. for  $a = 2.1$ ,  $b = -0.3$  in [25, 31]).

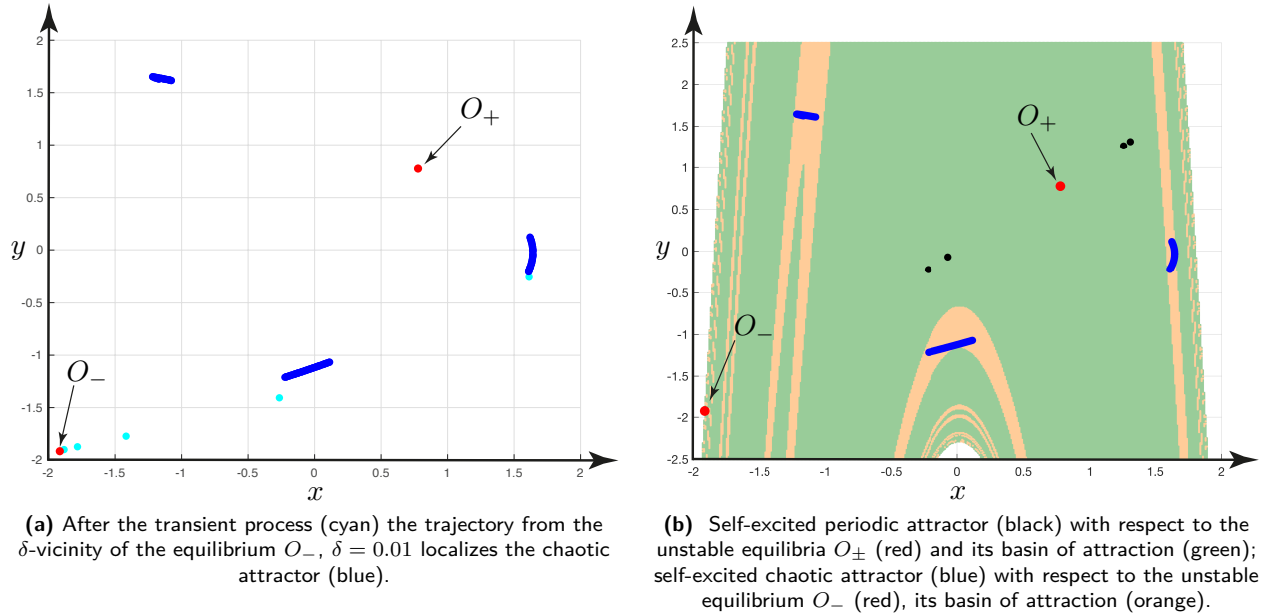
In [19] the multistability and possible existence of hidden attractor in the Hénon system  $a = 1.49$ ,  $b = -0.138$  were studied by the perpetual point method [18, 57]. For these values of parameters  $|\lambda^+(O_-)| > 1$ ,  $|\lambda^-(O_-)| < 1$  and from the initial point

$$u_0 = O_- + \delta \frac{\nu^+(O_-)^*}{\|\nu^+(O_-)\|}, \quad \delta \leq 0.01$$

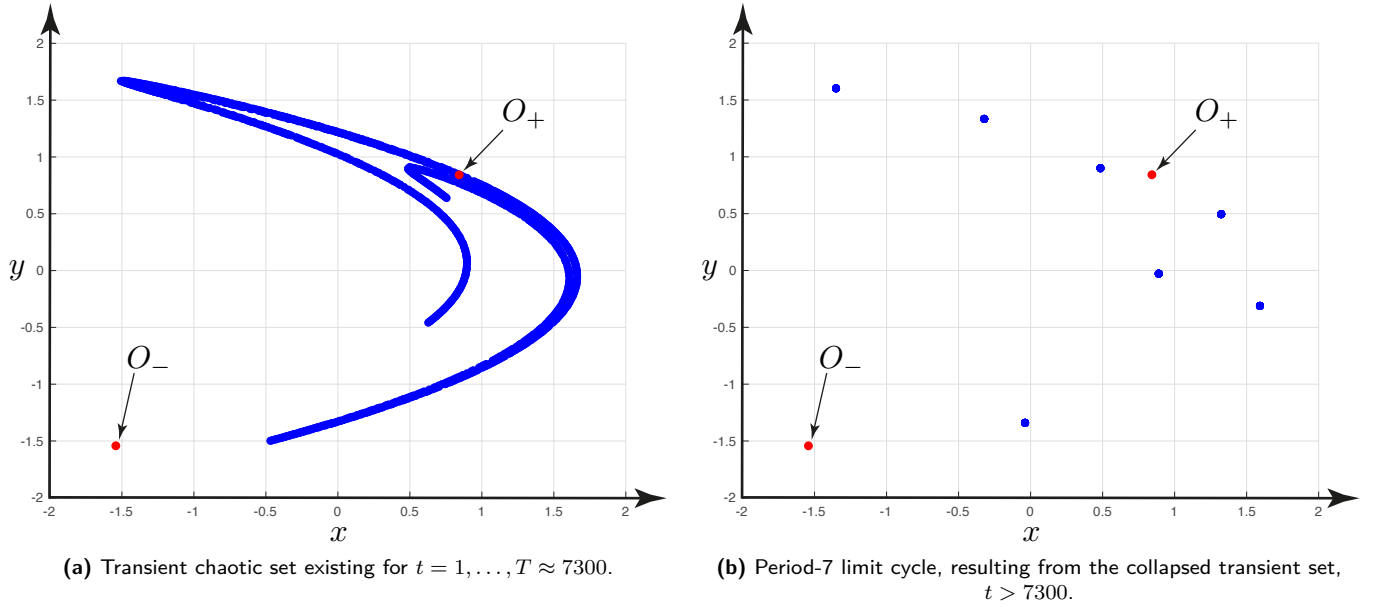
on the unstable manifold of the saddle  $O_-$ , defined by the eigenvector  $\nu^+(O_-)$ , a chaotic attractor in Fig. 2a can be visualized. Thus, the chaotic attractor obtained in [19] is a self-excited attractor with respect to  $O_-$ . In addition, a self-excited periodic attractor can be visualized from vicinity of  $O_+$ . See coexisting self-excited periodic and chaotic attractors and their basins of attraction in Fig. 2b.

In [27] the multistability in the Hénon system was studied for positive parameters. In Fig. 4a, for parameters  $a = 0.98$ ,  $b = 0.4415$  there are three co-existing self-excited attractors: period-8 orbit self-excited with respect to  $O_{\pm}$  (used initial data  $u_0 = O_+ + \delta \frac{\nu^-(O_+)^*}{\|\nu^-(O_+)\|}$ ,  $\delta = 10^{-4}$ ), period-12 orbit self-excited with respect to  $O_{\pm}$  (used initial data  $u_0 = O_- + \delta \frac{\nu^+(O_-)^*}{\|\nu^+(O_-)\|}$ ,  $\delta = 0.1$ ), and period-20 orbit self-excited with respect to  $O_{\pm}$  (used initial data  $u_0 = O_+ - \delta \frac{\nu^-(O_+)^*}{\|\nu^-(O_+)\|}$ ,  $\delta = 0.1$ ). In Fig. 4b, for parameters  $a = 0.972$ ,  $b = 0.4575$  there are three co-existing attractors: period-12 orbit self-excited with respect to  $O_{\pm}$  (used initial data  $u_0 = O_- + \delta \frac{\nu^+(O_-)^*}{\|\nu^+(O_-)\|}$ ,  $\delta = 0.01$ ), period-16 orbit self-excited with respect to  $O_{\pm}$  (used initial data  $u_0 = O_+ - \delta \frac{\nu^-(O_+)^*}{\|\nu^-(O_+)\|}$ ,  $\delta = 10^{-8}$ ), and chaotic attractor self-excited with respect to  $O_{\pm}$  (used initial data  $u_0 = O_+ + \delta \frac{\nu^-(O_+)^*}{\|\nu^-(O_+)\|}$ ,  $\delta = 0.1$ ). Last but not least, in Fig. 4c, for parameters  $a = 0.97$ ,  $b = 0.466$  there are three co-existing self-excited attractors: period-8 orbit self-excited with respect to  $O_{\pm}$  (used initial data  $u_0 = O_- + \delta \frac{\nu^+(O_-)^*}{\|\nu^+(O_-)\|}$ ,  $\delta = 0.01$ ), and two chaotic attractors each one self-excited with respect to  $O_{\pm}$  (used initial data  $u_0 = O_+ + \delta \frac{\nu^-(O_+)^*}{\|\nu^-(O_+)\|}$ ,  $\delta = 10^{-7}$ , and  $u_0 = O_+ - \delta \frac{\nu^-(O_+)^*}{\|\nu^-(O_+)\|}$ ,  $\delta = 0.1$ , respectively). In [23, 24] the coexistence of periodic orbits is studied near the critical cases when  $b \rightarrow \pm 1$  and the map becomes less and less dissipative. The possible existence of hidden chaotic attractors in the Hénon map requires further investigation.

In the numerical computation of trajectory over a finite-time interval it is often difficult to distinguish a *sustained oscillation* from a *transient oscillation* (a transient set in the phase space, e.g. chaotic or quasi periodic, which can nevertheless persist for a long time) [30, 41]. Thus, a similar to the above classification can be introduced for the transient sets.



**FIG. 2:** Multistability and coexistence of two local attractors in the Hénon system with  $a = 1.49$ ,  $b = -0.138$ .



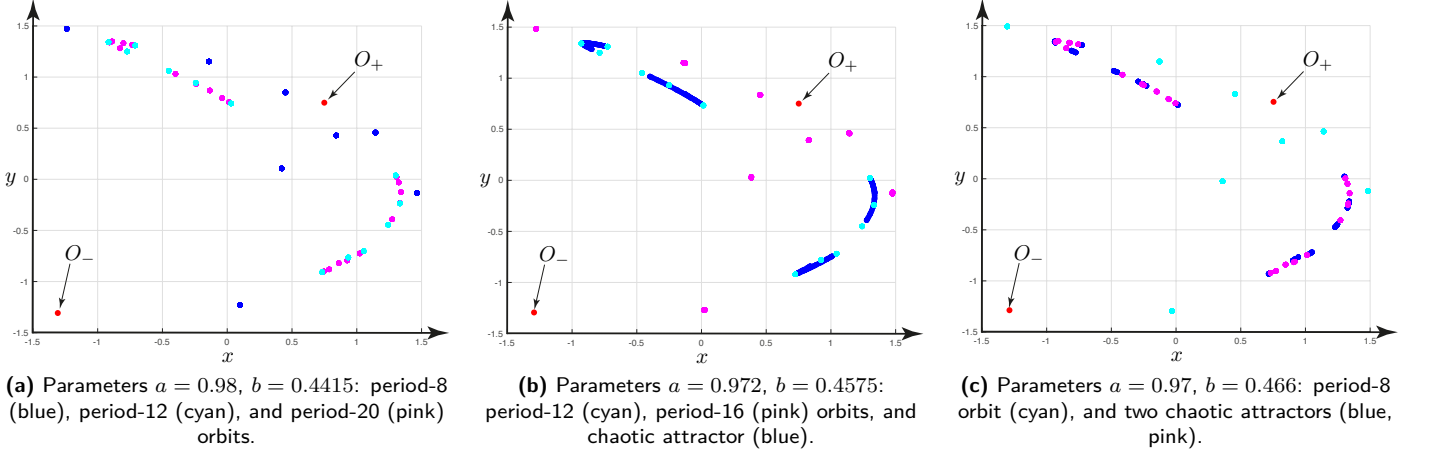
**FIG. 3:** For the Hénon system (3) with parameters  $a = 1.29915$ ,  $b = 0.3$  the evolution of the self-excited transient chaotic set (blue) with respect to  $O_+$ .

**Definition 2** ([10, 13]) A transient oscillating set is called *hidden* if it does not involve and attract trajectories from a small neighborhood of equilibria; otherwise, it is called *self-excited*.

In the Hénon system (3) it is possible to observe the long-lived transient chaotic sets for  $b = 0.3$  and  $a \in (1.29, 1.3)$ . For example, for  $a = 1.29915$  it is pos-

sible to localize a self-excited transient chaotic set<sup>1</sup> with respect to the saddle  $O_+$  ( $|\lambda^+(O_+)| < 1$ ,  $|\lambda^-(O_+)| > 1$ )

<sup>1</sup> Similar behavior with hidden transient chaotic set can be obtained in various Lorenz-like systems, e.g. in the classical Lorenz system [10], in the Rabinovich system [39]



**FIG. 4:** Multistability in the Hénon system (3) with three co-existing self-excited attractors.

using the initial data

$$u_0 = O_+ + \delta \frac{\nu^-(O_+)^*}{\|\nu^-(O_+)\|}, \quad \delta = 0.1,$$

which persists for  $\approx 7300$  iterations and after that contracts into a period 7 limit cycle.

In order to distinguish an attracting chaotic set (attractor) from a transient chaotic set in numerical experiments, one can consider a grid of points in a small neighborhood of the set and check the attraction of corresponding trajectories towards the set. Various examples of hidden transient chaotic sets localization are discussed, e.g., in [10, 13–15, 67].

In [25], for parameters  $a > 0$  and  $b \in (0, 1)$ , it is suggested an analytical bounded localization of attractors in the Hénon map by the set  $\mathcal{B} = \overline{M} \setminus (Q \cup R_1 \cup R_2)$ , where

$$\begin{aligned} M &= \{x, y \mid x < m, y < m + a\}, \quad m = \frac{a(1+2b)}{1-b} > 0, \\ Q &= \{x, y \mid x < r, y < 0\}, \quad r = -\frac{1+\sqrt{1+4a}}{2} < 0, \\ R_1 &= \{x, y \mid x < -\sqrt{b(m+a)} + a - r, y \leq m + a\}, \\ R_2 &= \{x, y \mid x \leq m, y < -\frac{1}{b}(a + \sqrt{a + bm - r})\}. \end{aligned} \quad (5)$$

A similar set can be considered for negative values of  $b$ .

Further by  $K$  we denote a bounded closed invariant set, e.g. a maximum attractor with respect to the set of all nondivergent points from  $\mathcal{B}$  (i.e.  $u_0 \in \mathcal{B} : \limsup_{t \rightarrow \infty} |\varphi^t(u_0)| \neq \infty$ ).

### III. FINITE-TIME LYAPUNOV DIMENSION AND ALGORITHMS FOR ITS COMPUTATION

The concept of the Lyapunov dimension was suggested in the seminal paper by Kaplan & Yorke [34] and later it has been developed and rigorously justified in a number of papers. Nowadays, various approaches to the Lyapunov dimension definition are used (see, e.g. [22, 42]).

Below we consider the concept of the *finite-time Lyapunov dimension* [35, 39], which is convenient for carrying out numerical experiments with finite time.

Let a nonempty closed bounded set  $K \subset \mathbb{R}^2$  be invariant with respect to dynamical system generated by (3)  $\{\varphi^t\}_{t \geq 0}$ , i.e.  $\varphi^t(K) = K$  for all  $t \geq 0$  (e.g.  $K$  is an attractor). Further we use compact notations for the *finite-time local Lyapunov dimension*:  $\dim_L(t, u_0) = \dim_L(\varphi^t, u_0)$ , the *finite-time Lyapunov dimension*:  $\dim_L(t, K) = \dim_L(\varphi^t, K)$ , and for the *Lyapunov dimension*:  $\dim_L K = \dim_L(\{\varphi^t\}_{t \geq 0}, K)$ .

Consider linearization of system (3) along the solution  $u(t, u_0) = \varphi^t(u_0)$ ,  $u_0 \in \mathbb{R}^2$ :

$$v(t+1) = J(u(t, u_0)) v(t), \quad v(0) = v_0 \in \mathbb{R}^2, \quad t \in \mathbb{N}_0. \quad (6)$$

Consider a fundamental matrix  $\Phi(t, u_0)$  of solutions of linearized system (6) such that  $\Phi(0, u_0) = I$ , i.e.

$$\Phi(t, u_0) = J(u(t-1, u_0)) J(u(t-2, u_0)) \cdots J(u(1, u_0)) J(u_0).$$

Then for any solution  $v(t, v_0)$  of (6) with the initial data  $v(0, v_0) = v_0$  we have

$$v(t, v_0) = \Phi(t, u_0) v_0, \quad u_0, v_0 \in \mathbb{R}^2. \quad (7)$$

Let  $\sigma_i(t, u_0) = \sigma_i(\Phi(t, u_0))$ ,  $i = 1, 2$  be the singular values of  $\Phi(t, u_0)$  (i.e.  $\sigma_i(t, u_0) > 0$  and  $\sigma_i(t, u_0)^2$  are the eigenvalues of the symmetric matrix  $\Phi(t, u_0)^* \Phi(t, u_0)$  with respect to their algebraic multiplicity), ordered so that  $\sigma_1(t, u_0) \geq \sigma_2(t, u_0) > 0$  for any  $t$  and  $u_0$ . Consider the ordered set of the *finite-time Lyapunov exponents* at the point  $u_0$  for  $t > 0$ :

$$\text{LE}_{1,2}(t, u_0) = \frac{1}{t} \ln \sigma_{1,2}(t, u_0), \quad \text{LE}_1(t, u_0) \geq \text{LE}_2(t, u_0). \quad (8)$$

Consider the *Kaplan-Yorke formula* [34] with respect to the ordered set  $\lambda_1 \geq \dots \geq \lambda_n$ :

$$d^{\text{KY}}(\{\lambda_i\}_{i=1}^n) = j + \frac{\sum_{i=1}^j \lambda_i}{|\lambda_{j+1}|}, \quad j = \max\{m : \sum_{i=1}^m \lambda_i \geq 0\}. \quad (9)$$

For the ordered set of finite-time Lyapunov exponents  $\{\text{LE}_i(t, u_0)\}_{i=1}^m$  and  $j(t, u_0) = \max\{m : \sum_{i=1}^m \text{LE}_i(t, u_0) \geq 0\}$  we get

$$d^{\text{KY}}(\{\text{LE}_i(t, u_0)\}_{i=1}^m) = \begin{cases} 0, & j(t, u_0) = 0 \\ 1 + \frac{\text{LE}_1(t, u_0)}{|\text{LE}_2(t, u_0)|}, & j(t, u_0) = 1 \\ 2 & j(t, u_0) = 2 \end{cases}$$

Then for a certain point  $u_0$  and invariant closed bounded set  $K$  the *finite-time local Lyapunov dimension* [35, 39] is defined as

$$\dim_L(t, u_0) = d^{\text{KY}}(\{\text{LE}_i(t, u_0)\}_{i=1}^m).$$

and the *finite-time Lyapunov dimension* is as follows

$$\dim_L(t, K) = \sup_{u_0 \in K} \dim_L(t, u_0). \quad (10)$$

In this approach the use of Kaplan-Yorke formula (9) with the finite-time Lyapunov exponents can be rigorously justified by the *Douady-Oesterlé theorem* [17], which implies that for any fixed  $t > 0$  the Lyapunov dimension of the map  $\varphi^t$  with respect to a closed bounded invariant set  $K$ , defined by (10), is an upper estimate of the Hausdorff dimension of the set  $K$ :

$$\dim_H K \leq \dim_L(t, K).$$

#### A. Adaptive algorithm for the computation of the finite-time Lyapunov dimension

To compute the finite-time Lyapunov exponents (8) one has to find the fundamental matrix  $\Phi(t, u_0)$  of (6) from the following variational equation

$$\begin{aligned} u(s+1, u_0) &= \varphi(u(s, u_0)), \quad u(0, u_0) = u_0, \quad s = 0, 1, \dots, t-1 \\ \Phi(s+1, u_0) &= J(u(s, u_0))\Phi(s, u_0), \quad \Phi(0, u_0) = I, \end{aligned} \quad (11)$$

and its *Singular Value Decomposition* (SVD)

$$\Phi(t, u_0) \stackrel{\text{SVD}}{=} U(t, u_0)\Sigma(t, u_0)V^*(t, u_0),$$

where  $U(t, u_0)^*U(t, u_0) \equiv I \equiv V(t, u_0)^*V(t, u_0)$ ,  $\Sigma(t, u_0) = \text{diag}\{\sigma_1(t, u_0), \sigma_2(t, u_0)\}$  is a diagonal matrix composed by the *singular values* of  $\Phi(t, u_0)$ , and compute the finite-time Lyapunov exponents  $\text{LE}_{1,2}(t, u_0)$  from  $\Sigma(t, u_0)$  as in (8).

To avoid the exponential growth of values in the computation, we use the QR factorization and treppeniteration routine:

$$\begin{aligned} \Phi(t, u_0) &= J(u(t-1, u_0)) \cdots J(u(1, u_0)) \boxed{J(u_0)} = \\ &= J(u(t-1, u_0)) \cdots \boxed{J(u(1, u_0))Q_1^0} R_1^0 = \cdots \\ &\stackrel{\text{QR}}{=} \underbrace{Q_t^0}_Q \underbrace{R_t^0 \cdots R_1^0}_R. \end{aligned}$$

Then matrix  $\Sigma(t, u_0) = U^*(t, u_0)\Phi(t, u_0)V(t, u_0)$  can be approximated by sequential QR decomposition of the product of matrices:

$$\begin{aligned} \Sigma^0 &:= \Phi(t, u_0)^*Q_t^0 = (R_1^0)^* \cdots (R_t^0)^* \stackrel{\text{QR}}{=} Q_t^1 R_t^1 \cdots R_1^1, \\ \Sigma^1 &:= (Q_t^0)^* \Phi(t, u_0) Q_t^1 = (R_1^1)^* \cdots (R_t^1)^* \stackrel{\text{QR}}{=} Q_t^2 R_t^2 \cdots R_1^2, \\ &\vdots \\ \Sigma^p &:= \begin{cases} (V^p)^* \Phi(t, u_0)^* U^p, & (p \text{ is even}) \\ (U^p)^* \Phi(t, u_0) V^p, & (p \text{ is odd}) \end{cases} = \\ &= (R_1^p)^* \cdots (R_t^p)^* = \begin{pmatrix} \sigma_1^1 & 0 \\ \vdots & \sigma_2^j \end{pmatrix}, \end{aligned}$$

where  $U^p := Q_t^0 Q_t^2 \cdots Q_t^{2[p/2]}$ ,  $V^p := Q_t^1 Q_t^3 \cdots Q_t^{2[p/2]-1}$ , and [59, 62]

$$\sigma_i^p = R_1^p[i, i] \cdots R_t^p[i, i] \xrightarrow{p \rightarrow \infty} \sigma_i(t, u_0), \quad i = 1, 2.$$

For a large  $t$  the convergence can be very rapid [62, p. 44] (e.g.  $p = 1$  is taken in [62, p. 44] for the Lorenz system with the classical parameters).

For the study of dynamics of the finite-time Lyapunov exponents [39] we can adaptively choose  $p$  for  $s = 1, \dots, t$  so as to obtain a uniform estimate with respect to  $s$ :

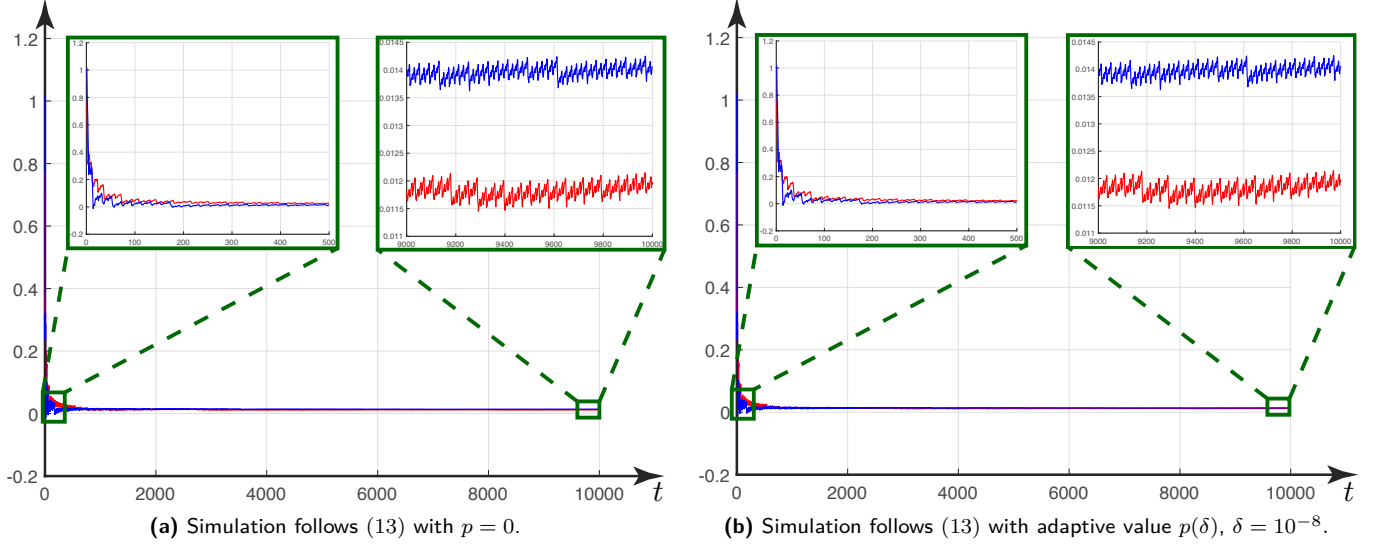
$$p(\delta) = p(s, \delta) : \max_{i=1,2} \left| \frac{1}{s} \ln \sigma_i^{p(s)}(s, u_0) - \frac{1}{s} \ln \sigma_i^{p(s)-1}(s, u_0) \right| < \delta. \quad (12)$$

Thus, the finite-time Lyapunov exponents can be approximated<sup>2</sup> as

$$\text{LE}_i(t, u_0) \approx \text{LE}_i^{p(\delta)}(t, u_0) = \frac{1}{t} \sum_{s=1}^t \ln R_s^{p(\delta)}[i, i]. \quad (13)$$

For the Hénon system (3) with canonical parameters  $a = 1.4$ ,  $b = 0.3$ , using the described above adaptive algorithm with  $\delta = 10^{-8}$ , we calculate the finite-time

<sup>2</sup> In *Benettin's algorithm* [6] the so-called *finite-time Lyapunov characteristic exponents* (LCEs) [53], which are the exponential growth rates of norms of the fundamental matrix columns  $\Phi(t, u_0) = \{v_1(t, u_0), v_2(t, u_0)\}$ :  $\text{LCE}_{1,2}(t, u_0) = \frac{1}{t} \ln \|v_{1,2}(t, u_0)\|$ , are computed by (13) with  $p = 0$ :  $\text{LCE}_{1,2}(t, u_0) \approx \text{LE}_{1,2}^0(t, u_0) = \frac{1}{t} \sum_{s=1}^t \ln R_s^0[i, i]$ . The following artificial analytical example demonstrates possible differences between LEs and LCEs: the matrix [35, 36, 39]  $R(t) = \begin{pmatrix} 1 & e^{at} - e^{-at} \\ 0 & 1 \end{pmatrix}$  has  $\text{LE}_{1,2}(t) = \pm|a|$ ,  $\text{LCE}_1(t) = \frac{1}{t} \ln \left( (e^{at} - \frac{1}{e^{at}})^2 + 1 \right)^{\frac{1}{2}} \in (0, |a|]$ ,  $\text{LCE}_2(t) \equiv 0$ ; The approximation by Benettin's algorithm becomes worse with increasing time:  $\text{LCE}_1(t) \xrightarrow{t \rightarrow +0} 0 \equiv \text{LE}_1^0(t)$ ,  $\text{LCE}_1(t) \xrightarrow{t \rightarrow +\infty} a$ . Remark that the notions of LCEs and LEs often do not differ (see, e.g. Eckmann & Ruelle [20, p.620, p.650], Wolf et al. [65, p.286, p.290-291], and Abarbanel et al. [1, p.1363, p.1364]), e.g. relying on ergodicity, however, the computations of LCEs by (13) and LEs by  $\text{LE}^0(t, u_0)$  may give *non relevant results*.



**FIG. 5:** Evolution of  $LE_1(t, u_0^{a1})$  (red) and  $LE_1(t, u_0^{a2})$  (blue), computed along the trajectories  $u(t, u_0^{a1})$  and  $u(t, u_0^{a2})$  for  $t \in [1, 10000]$  in the Hénon system (3) with parameters  $a = 0.97, b = 0.466$ .

local Lyapunov dimension  $\dim_L(t, u_0)$ , where  $u_0$  is the initial point of the trajectory  $u(t, u_0)$  that localizes the self-excited attractor (see Fig. 1). The comparison of the graphics for the adaptive algorithm and the algorithm with  $p = 0$  is presented in Fig. 6. For  $t = 1000$  we obtain  $\dim_L(1000, u_0) \approx 1.253$ . The corresponding numerical routine implemented in MATLAB is presented in Appendix VI.

Applying the statistical physics approach and assuming the ergodicity (see, e.g. [26, 34, 42]), the Lyapunov dimension of attractor  $\dim_L K$  is often estimated by the local Lyapunov dimension  $\dim_L(t, u_0)$ , corresponding to a “typical” trajectory, which belongs to the attractor:  $\{u(t, u_0), t \geq 0\}$ ,  $u_0 \in K$ , and its limit value  $\lim_{t \rightarrow +\infty} \dim_L(t, u_0)$ . However, rigorous check of ergodicity for the Henon system with a particular value of the parameters is a challenging task (see, e.g. [4, 5]). See, also related discussions in [3][12, p.118][54][66, p.9] [55, p.19], and the works [37, 46] on the *Perron effects of the largest Lyapunov exponent sign reversals*. For example, consider parameters  $a = 0.97, b = 0.466$  (see Fig. 4c). In this case for  $u_0^1 = O_- + \delta_1 \frac{\nu^+(O_-)^*}{\|\nu^+(O_-)\|}$ ,  $\delta_1 = 10^{-4}$  and  $u_0^2 = O_+ - \delta_2 \frac{\nu^-(O_+)^*}{\|\nu^-(O_+)\|}$ ,  $\delta_2 = 0.1$  after a transient process during  $[0, T_{\text{trans}} = 10^5]$  we get initial points  $u_0^{a1}$  and  $u_0^{a2}$ , respectively and compute finite-time Lyapunov exponents and finite-time local Lyapunov dimension for the time interval  $[0, T = 10^4]$  by the adaptive algorithm with  $\delta = 10^{-8}$ : dynamics of the finite-time Lyapunov exponents and finite-time local Lyapunov dimension is presented in Fig. 5, finally we have

$$\begin{aligned} LE_1(T, u_0^{a1}) &\approx 0.01198317, \quad \dim_L(T, u_0^{a1}) \approx 1.01545113, \\ LE_1(T, u_0^{a2}) &\approx 0.01405416, \quad \dim_L(T, u_0^{a2}) \approx 1.01807321. \end{aligned}$$

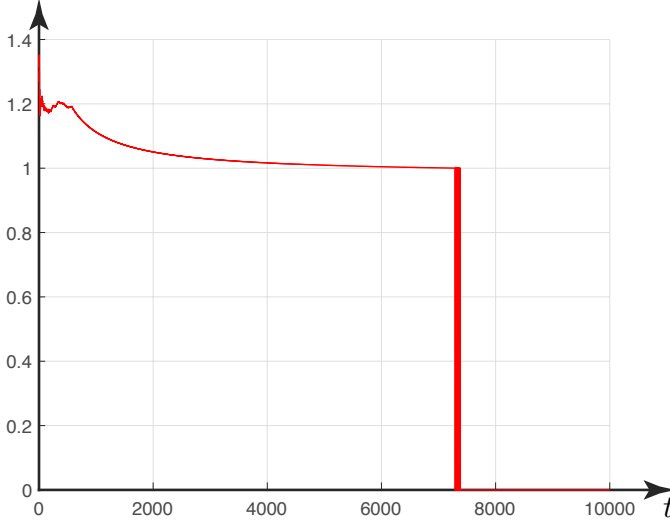


**FIG. 6:** Evolution of the finite-time local Lyapunov dimension  $\dim_L(t, u_0)$  computed with  $p = 0$  (blue) and by the adaptive algorithm (red). The corresponding values in yellow box shows the number of iterations  $p(t, \delta)$ , which are necessary to meet the tolerance  $\delta = 10^{-8}$ .

In one of the pioneering works by Yorke et al. [26, p.190] the *exact* limit values of finite-time Lyapunov exponents, if they exist and are the same for all  $u \in K$ , are called the *absolute ones*, and it is noted that the *absolute Lyapunov exponents rarely exist*. Remark that while



the time series obtained from a *physical experiment* are assumed to be reliable on the whole considered time interval, the time series, obtained numerically from *mathematical dynamical model*, can be reliable on a limited time interval only due to computational errors. Also, if the trajectory belongs to a transient chaotic set (see, e.g. Fig. 3), which can be (almost) indistinguishable numerically from sustained chaos, then any very long-time computation may be insufficient to reveal the limit values of the finite-time Lyapunov exponents and finite-time Lyapunov dimension (see Fig. 7)[39].



**FIG. 7:** Evolution of the finite-time local Lyapunov dimension  $\dim_L(t, u_0)$  (red) computed via the adaptive algorithm along the transient chaotic set for parameters  $a = 1.29915$ ,  $b = 0.3$  and  $t \in [1, 10000]$ , and tolerance  $\delta = 10^{-8}$ . For  $t \in [1, 7300]$  the behavior seems to be chaotic.

Thus, to get a reliable numerical estimation of the Lyapunov dimension of attractor  $K$  we localize the attractor  $K \subset K^\varepsilon$ , consider a grid of points  $K_{\text{grid}}^\varepsilon$  on  $K^\varepsilon$ , and find the maximum of the corresponding finite-time local Lyapunov dimensions for a certain time interval  $[0, T]$ :

$$\begin{aligned} \dim_H K &\leq \dim_L K \approx \inf_{t \in [0, T]} \max_{u \in K_{\text{grid}}^\varepsilon} \dim_L(t, u) \\ &= \inf_{t \in [0, T]} \max_{u \in K_{\text{grid}}^\varepsilon} \left( j(t, u) + \frac{\text{LE}_{j(t, u)}(t, u)}{|\text{LE}_{j(t, u)+1}(t, u)|} \right) \\ &\leq \max_{u \in K_{\text{grid}}^\varepsilon} \dim_L(T, u) \approx \dim_L(T, K). \end{aligned} \quad (14)$$

Additionally, we can consider a set  $K_{\text{rnd}}^\varepsilon$  of  $N(\varepsilon)$  random points in  $K^\varepsilon$ , where  $N(\varepsilon)$  is the number points in  $K_{\text{grid}}^\varepsilon$ . If the maximum of the finite-time local Lyapunov dimensions for  $K_{\text{rnd}}^\varepsilon$  and  $K_{\text{grid}}^\varepsilon$  are different, i.e.  $|\max_{u \in K_{\text{rnd}}^\varepsilon} \dim_L(\varphi^T, u) - \max_{u \in K_{\text{grid}}^\varepsilon} \dim_L(\varphi^T, u)| > \delta$ , then we decrease  $\varepsilon$ . This may help to improve reliability of the result and at the same time to ensure its repeatability.

#### IV. THE LYAPUNOV DIMENSION: ANALYTICAL ESTIMATIONS AND EXACT VALUE

To estimate the Hausdorff dimension of invariant closed bounded set  $K$ , one can use the map  $\varphi^t$  with any time  $t$  (e.g.,  $t = 0$  leads to the trivial estimate  $\dim_H K \leq 2$ ), and, thus, the best estimation is

$$\dim_H K \leq \inf_{t \geq 0} \dim_L(t, K).$$

The following property:

$$\inf_{t \geq 0} \sup_{u_0 \in K} \dim_L(t, u_0) = \liminf_{t \rightarrow +\infty} \sup_{u_0 \in K} \dim_L(t, u_0), \quad (15)$$

allows one to introduce the *Lyapunov dimension* of  $K$  as [35]

$$\dim_L K = \liminf_{t \rightarrow +\infty} \sup_{u_0 \in K} \dim_L(t, u_0) \quad (16)$$

and get an upper estimation of the Hausdorff dimension:

$$\dim_H K \leq \dim_L K.$$

Recall that a set with noninteger Hausdorff dimension is referred as a *fractal set* [20].

In contrast to the finite-time Lyapunov dimension (10), the Lyapunov dimension (16)<sup>3</sup> is *invariant under smooth change of coordinates* [35, 36]. This property and a proper choice of smooth change of coordinates may significantly simplify the computation of the Lyapunov dimension of dynamical system. Consider an effective analytical approach, proposed by Leonov [35, 43, 45], for estimating the Lyapunov dimension. In the work [35] it is shown how this approach can be justified by the invariance of the Lyapunov dimension of compact invariant set with respect to the special smooth change of variables  $w = h(u)$  with  $Dh(u) = e^{V(u)(j+s)^{-1}} S$ , where  $V(u)$  is a

<sup>3</sup> This definition can be reformulated via the singular value function  $\omega_d(D\varphi^t(u)) = \sigma_1(t, u) \cdots \sigma_{[d]}(t, u) \sigma_{[d]+1}(t, u)^{d-[d]}$ , where  $d \in [0, n]$  and  $[d]$  is the largest integer less or equal to  $d$ :  $\dim_L(t, u) = \max\{d \in [0, n] : \omega_d(D\varphi^t(u)) \geq 1\}$  and  $\dim_L K = \liminf_{t \rightarrow +\infty} \sup_{u \in K} \dim_L(t, u)$ . Another approach to the introduction of the Lyapunov dimension of dynamical system was developed by Constantin, Eden, Foias, and Temam [11, 21, 22]. They consider  $(\omega_d(D\varphi^t(u)))^{1/t}$  instead of  $\omega_d(D\varphi^t(u))$  and apply the theory of positive operators to prove the existence of a critical point  $u_E^{cr}$  (which may be not unique), where the corresponding global Lyapunov dimension achieves maximum (see [21]):  $\dim_L^E(\{\varphi^t\}_{t \geq 0}, K) = \inf\{d \in [0, n] : \lim_{t \rightarrow +\infty} \max_{u \in K} (\omega_d(D\varphi^t(u)))^{1/t} < 0\} = \inf\{d \in [0, n] : \limsup_{t \rightarrow +\infty} \ln(\omega_d(D\varphi^t(u_E^{cr})))^{1/t} < 0\} = \dim_L^E(\{\varphi^t\}_{t \geq 0}, u_E^{cr})$ , and, thus, rigorously justify the usage of the local Lyapunov dimension  $\dim_L^E(\{\varphi^t\}_{t \geq 0}, u)$ . However this definition does not have a clear sense for finite time.

continuous scalar function and  $S$  is a nonsingular matrix. Let  $\sigma_i(J(u_0))$ ,  $i = 1, 2$  be the singular values of  $J(u_0)$  (i.e. the square roots of the eigenvalues of the symmetrized Jacobian matrix  $J(u_0)^* J(u_0)$ ), ordered so that  $\sigma_1(J(u_0)) \geq \sigma_2(J(u_0)) > 0$  for any  $u_0 \in K$ .

**Theorem 1 ([35])** *If there exist a real  $s \in [0, 1]$ , a continuous scalar function  $V(u)$ , and a nonsingular  $2 \times 2$  matrix  $S$  such that*

$$\sup_{u_0 \in K} (\ln \sigma_1(J(u_0)) + s \ln \sigma_2(J(u_0)) + (V(\varphi(u_0)) - V(u_0))) < 0, \quad (17)$$

then

$$\dim_H K \leq \dim_L K < 1 + s.$$

To avoid numerical localization of attractor, we can consider estimation (17) e.g. by the absorbing set or the whole phase space.

In [8, 56] it is demonstrated how a technique similar to the above can be effectively used to derive constructive upper bounds of the topological entropy of dynamical systems.

If we consider  $V = 0$  and  $S = I$ , then we get the Kaplan-Yorke formula with respect to the ordered set of logarithms of the singular values of the Jacobian matrix:  $d_L^{KY}(\{\ln \sigma_i(u, S)\}_{i=1}^2)$ , and its supremum on the set  $K$  gives an upper estimation of the finite-time Lyapunov dimension. This is a generalization of ideas, discussed e.g. in [17, 60], on the Hausdorff dimension estimation by the eigenvalues of symmetrized Jacobian matrix.

The Jacobian (4) of the Hénon map (2) has the following singular values:

$$\sigma_1(x) = \frac{1}{2} \left( \sqrt{4x^2 + (1 + |b|)^2} + \sqrt{4x^2 + (1 - |b|)^2} \right) \geq 1, \\ \sigma_2(x) = \frac{|b|}{\sigma_1(x)} \leq |b|.$$

These expressions give the following estimation:

$$\dim_H K \leq \dim_L K \leq \sup_{(x,y) \in \mathcal{B}} \left( 1 + \frac{1}{1 - \frac{\ln |b|}{\ln \sigma_1(x)}} \right).$$

The maximum of the right-hand side value is determined by the maximum value of  $x^2$  (or  $|x|$ ) on  $\mathcal{B}$ . In [33], for canonical parameters  $a = 1.4$ ,  $b = 0.3$  it was considered the square  $(x, y) \in [-1.8, 1.8] \times [-1.8, 1.8]$  that gives the estimation

$$\dim_H K \leq \dim_L K \leq 1 + \frac{1}{1 - \frac{\ln 0.3}{\ln \sigma_1(1.8)}} \approx 1.523$$

Using Feit's analytical localization (5) we can get

$$\dim_H K \leq \dim_L K \leq \left( 1 + \left( 1 - \frac{\ln b}{\ln \sigma_1 \left( \max \left\{ -r, m, \sqrt{b(m+a)+a-r} \right\} \right)} \right)^{-1} \right).$$

For parameters  $a = 1.4$ ,  $b = 0.3$  we obtain  $\dim_H K \leq \dim_L K \leq 1.5319$ .

Remark, that if the Jacobian matrix  $J(u_{eq})$  at one of the equilibria has simple real eigenvalues:  $|\lambda_1(u_{eq})| \geq |\lambda_2(u_{eq})|$ , then the invariance of the Lyapunov dimension with respect to linear change of variables implies [35] the following

$$\dim_L u_{eq} = d_L^{KY}(\{\ln |\lambda_i(u_{eq})|\}_{i=1}^2). \quad (18)$$

If the maximum of local Lyapunov dimensions on the B-attractor, involving all equilibria, is achieved at equilibrium point:  $\dim_L u_{eq}^{cr} = \max_{u_0 \in K} \dim_L u_0$ , then this allows one to get analytical formula of the *exact Lyapunov dimension*<sup>4</sup>. In general, a *conjecture on the Lyapunov dimension of self-excited attractor* [35, 38] is that the Lyapunov dimension of typical self-excited attractor does not exceed the Lyapunov dimension of one of unstable equilibria, the unstable manifold of which intersects with the basin of attraction and visualize the attractor.

Following [44] for the Hénon system (3) with parameters  $a > -\frac{(b-1)^2}{4}$  and  $|b| < 1$  we can consider

$$S = \begin{pmatrix} 1 & 0 \\ 0 & \sqrt{|b|} \end{pmatrix}, \gamma = \frac{1}{(b-1-2x_-)\sqrt{x_-^2+|b|}}, \quad s \in [0, 1).$$

In this case we have

$$SJ((x, y))S^{-1} = \begin{pmatrix} -2x & \sqrt{|b|} \\ \sqrt{|b|} & 0 \end{pmatrix},$$

and

$$\sigma_1((x, y), S) = (\sqrt{x^2 + |b|} + |x|), \quad \sigma_2((x, y), S) = \frac{|b|}{\sigma_1((x, y), S)}.$$

If we take  $V((x, y)) = \gamma(1 - s)(x + by)$ , then condition (17) with  $j = 1$  and

$$s > s^* = \frac{1}{1 - \frac{\ln |b|}{\ln \sigma_1((x_-, x_-), S)}}$$

is satisfied for all  $(x, y) \in \mathbb{R}^2$  and we do not need any localization of the set  $K$  in the phase space. By (18) and (9), at the equilibrium point  $u_{eq}^{cr} = (x_-, x_-)$  we get

$$\dim_L(\{\varphi^t\}_{t \geq 0}, (x_-, x_-)) = \dim_L^{KY}(\{\ln \lambda_i(x_-, x_-)\}_1^2) = 1 + s^*.$$

Therefore, for a bounded invariant set  $K \ni (x_-, x_-)$  (e.g. maximum B-attractor) we have [44]

$$\dim_L(\{\varphi^t\}_{t \geq 0}, K^B) = \dim_L(\{\varphi^t\}_{t \geq 0}, (x_-, x_-)) = 1 + \frac{1}{1 - \frac{\ln |b|}{\ln \sigma_1((x_-, x_-), S)}}.$$

<sup>4</sup> This term was suggested by Doering et al. in [16].



Here for  $a = 1.4$  and  $b = 0.3$  we have  $\dim_L(\{\varphi^t\}_{t \geq 0}, K^B) = 1.495 \dots$

Embedding of the attractor into three-dimensional phase space (see attractors of generalized Hénon map in [2, 28]) increases the Lyapunov dimension by one.

Using the above approach one can obtain the Lyapunov dimension formulas for invariant sets of other discrete systems (see, e.g. [51, 58]).

## V. CONCLUSION

In this work the Hénon map with positive and negative values of the shrinking parameter is considered and transient oscillations, multistability and possible existence of

hidden attractors are studied. A new adaptive algorithm of the finite-time Lyapunov dimension computation is used for studying the dynamics of the dimension. Analytical estimate of the Lyapunov dimension using localization of attractors is given. The proof of the conjecture on the Lyapunov dimension of self-excited attractors and derivation of the exact Lyapunov dimension formula are extended to negative values of the parameters.

## ACKNOWLEDGEMENTS

The work was supported by Russian Science Foundation project (14-21-00041).

- 
- [1] H.D.I. Abarbanel, R. Brown, J.J. Sidorowich, and L.Sh. Tsimring. The analysis of observed chaotic data in physical systems. *Reviews of Modern Physics*, 65(4):1331–1392, 1993.
  - [2] G. Baier and M. Klein. Maximum hyperchaos in generalized Henon maps. *Physics Letters A*, 151(6):281 – 284, 1990.
  - [3] L. Barreira and J. Schmeling. Sets of “Non-typical” points have full topological entropy and full Hausdorff dimension. *Israel Journal of Mathematics*, 116(1):29–70, 2000.
  - [4] M. Benedicks and L. Carleson. The dynamics of the Henon map. *Annals of Mathematics*, 133(1):73–169, 1991.
  - [5] M. Benedicks and L.-S. Young. Sinai-Bowen-Ruelle measures for certain Henon maps. *Inventiones Mathematicae*, 112(1):541–576, 1993.
  - [6] G. Benettin, L. Galgani, A. Giorgilli, and J.-M. Strelcyn. Lyapunov characteristic exponents for smooth dynamical systems and for hamiltonian systems. A method for computing all of them. Part 2: Numerical application. *Meccanica*, 15(1):21–30, 1980.
  - [7] O. Biham and W. Wenzel. Characterization of unstable periodic orbits in chaotic attractors and repellers. *Phys. Rev. Lett.*, 63:819, 1989.
  - [8] V.A. Boichenko and G.A. Leonov. Lyapunov’s direct method in estimates of topological entropy. *Journal of Mathematical Sciences*, 91(6):3370–3379, 1998.
  - [9] V.A. Boichenko and G.A. Leonov. On estimated for dimension of attractors of the Henon map. *Vestnik of the St. Petersburg University: Mathematics*, 33(13):8–13, 2000.
  - [10] G. Chen, N.V. Kuznetsov, G.A. Leonov, and T.N. Mokaev. Hidden attractors on one path: Glukhovsky-Dolzhansky, Lorenz, and Rabinovich systems. *International Journal of Bifurcation and Chaos*, 27(8), 2017. art. num. 1750115.
  - [11] P. Constantin, C. Foias, and R. Temam. Attractors representing turbulent flows. *Memoirs of the American Mathematical Society*, 53(314):1–67, 1985.
  - [12] P. Cvitanović, R. Artuso, R. Mainieri, G. Tanner, and G. Vattay. *Chaos: Classical and Quantum*. Niels Bohr Institute, Copenhagen, 2016. <http://ChaosBook.org>.
  - [13] M.-F. Danca and N.V. Kuznetsov. Hidden chaotic sets in a Hopfield neural system. *Chaos, Solitons & Fractals*, 103:144–150, 2017.
  - [14] Marius-F. Danca. Hidden transient chaotic attractors of Rabinovich–Fabrikant system. *Nonlinear Dynamics*, 86(2):1263–1270, 2016.
  - [15] X.-Y. Dang, C.-B. Li, B.-C. Bao, and H.-G. Wu. Complex transient dynamics of hidden attractors in a simple 4d system. *Chin. Phys. B*, 24(5), 2015. art. num. 050503.
  - [16] C.R. Doering, J.D. Gibbon, D.D. Holm, and B. Nicolaenko. Exact Lyapunov dimension of the universal attractor for the complex Ginzburg-Landau equation. *Phys. Rev. Lett.*, 59:2911–2914, 1987.
  - [17] A. Douady and J. Oesterle. Dimension de Hausdorff des attracteurs. *C.R. Acad. Sci. Paris, Ser. A. (in French)*, 290(24):1135–1138, 1980.
  - [18] D. Dudkowski, S. Jafari, T. Kapitaniak, N.V. Kuznetsov, G.A. Leonov, and A. Prasad. Hidden attractors in dynamical systems. *Physics Reports*, 637:1–50, 2016.
  - [19] Dawid Dudkowski, Awadhesh Prasad, and Tomasz Kapitaniak. Perpetual points and periodic perpetual loci in maps. *Chaos: An Interdisciplinary Journal of Nonlinear Science*, 26(10):103103, 2016.
  - [20] J.-P. Eckmann and D. Ruelle. Ergodic theory of chaos and strange attractors. *Reviews of Modern Physics*, 57(3):617–656, 1985.
  - [21] A. Eden. Local estimates for the Hausdorff dimension of an attractor. *Journal of Mathematical Analysis and Applications*, 150(1):100–119, 1990.
  - [22] A. Eden, C. Foias, and R. Temam. Local and global Lyapunov exponents. *Journal of Dynamics and Differential Equations*, 3(1):133–177, 1991. [Preprint No. 8804, The Institute for Applied Mathematics and Scientific Computing, Indiana University, 1988].
  - [23] C. Falcolini and L. Tedeschini-Lalli. Henon map: simple sinks gaining coexistence as  $b > 1$ . *International Journal of Bifurcation and Chaos*, 23(09):1330030, 2013.
  - [24] C. Falcolini and L. Tedeschini-Lalli. Backbones in the parameter plane of the Hénon map. *Chaos: An Interdisciplinary Journal of Nonlinear Science*, 26(1):013104, 2016.
  - [25] S. D. Feit. Characteristic exponents and strange attractors. *Communications in Mathematical Physics*,

- 61(3):249–260, 1978.
- [26] P. Frederickson, J.L. Kaplan, E.D. Yorke, and J.A. Yorke. The Liapunov dimension of strange attractors. *Journal of Differential Equations*, 49(2):185–207, 1983.
  - [27] Z. Galias and W. Tucker. Numerical study of coexisting attractors for the Henon map. *International Journal of Bifurcation and Chaos*, 23(07):1330025, 2013.
  - [28] S. V. Gonchenko, V. S. Gonchenko, and L. P. Shilnikov. On a homoclinic origin of Henon-like maps. *Regular and Chaotic Dynamics*, 15(4):462–481, 2010.
  - [29] P. Grassberger, H. Kantz, and U. Moenig. On the symbolic dynamics of the Hénon map. *Journal of Physics A: Mathematical and General*, 22(24):5217, 1989.
  - [30] Celso Grebogi, Edward Ott, and James A Yorke. Fractal basin boundaries, long-lived chaotic transients, and unstable-unstable pair bifurcation. *Physical Review Letters*, 50(13):935, 1983.
  - [31] J. F. Heagy. A physical interpretation of the hénon map. *Physica D Nonlinear Phenomena*, 57:436–446, 1992.
  - [32] M. Henon. A two-dimensional mapping with a strange attractor. *Communications in Mathematical Physics*, 50(1):69–77, 1976.
  - [33] B.R. Hunt. Maximum local Lyapunov dimension bounds the box dimension of chaotic attractors. *Nonlinearity*, 9(4):845–852, 1996.
  - [34] J.L. Kaplan and J.A. Yorke. Chaotic behavior of multi-dimensional difference equations. In *Functional Differential Equations and Approximations of Fixed Points*, pages 204–227. Springer, Berlin, 1979.
  - [35] N.V. Kuznetsov. The Lyapunov dimension and its estimation via the Leonov method. *Physics Letters A*, 380(25–26):2142–2149, 2016.
  - [36] N.V. Kuznetsov, T.A. Alexeeva, and G.A. Leonov. Invariance of Lyapunov exponents and Lyapunov dimension for regular and irregular linearizations. *Nonlinear Dynamics*, 85(1):195–201, 2016.
  - [37] N.V. Kuznetsov and G.A. Leonov. On stability by the first approximation for discrete systems. In *2005 International Conference on Physics and Control, PhysCon 2005*, volume Proceedings Volume 2005, pages 596–599. IEEE, 2005.
  - [38] N.V. Kuznetsov and G.A. Leonov. A short survey on Lyapunov dimension for finite dimensional dynamical systems in Euclidean space. *arXiv*, 2016. <https://arxiv.org/pdf/1510.03835.pdf>.
  - [39] N.V. Kuznetsov, G.A. Leonov, T.N. Mokaev, A. Prasad, and M.D. Shrimali. Finite-time Lyapunov dimension and hidden attractor of the Rabinovich system. *ArXiv e-prints*, 2017. <https://arxiv.org/pdf/1504.04723>.
  - [40] N.V. Kuznetsov, G.A. Leonov, and V.I. Vagaitsev. Analytical-numerical method for attractor localization of generalized Chua’s system. *IFAC Proceedings Volumes*, 43(11):29–33, 2010.
  - [41] Y.C. Lai and T. Tel. *Transient Chaos: Complex Dynamics on Finite Time Scales*. Springer, New York, 2011.
  - [42] F. Ledrappier. Some relations between dimension and Lyapounov exponents. *Communications in Mathematical Physics*, 81(2):229–238, 1981.
  - [43] G.A. Leonov. On estimations of Hausdorff dimension of attractors. *Vestnik St. Petersburg University: Mathematics*, 24(3):38–41, 1991. [Transl. from Russian: Vestnik Leningradskogo Universiteta. Matematika, 24(3), 1991, pp. 41–44].
  - [44] G.A. Leonov. Lyapunov dimension formulas for Henon and Lorenz attractors. *St. Petersburg Mathematical Journal*, 13(3):453–464, 2002.
  - [45] G.A. Leonov and V.A. Boichenko. Lyapunov’s direct method in the estimation of the Hausdorff dimension of attractors. *Acta Applicandae Mathematicae*, 26(1):1–60, 1992.
  - [46] G.A. Leonov and N.V. Kuznetsov. Time-varying linearization and the Perron effects. *International Journal of Bifurcation and Chaos*, 17(4):1079–1107, 2007.
  - [47] G.A. Leonov and N.V. Kuznetsov. Hidden attractors in dynamical systems. From hidden oscillations in Hilbert-Kolmogorov, Aizerman, and Kalman problems to hidden chaotic attractors in Chua circuits. *International Journal of Bifurcation and Chaos*, 23(1), 2013. art. no. 1330002.
  - [48] G.A. Leonov and N.V. Kuznetsov. On differences and similarities in the analysis of Lorenz, Chen, and Lu systems. *Applied Mathematics and Computation*, 256:334–343, 2015.
  - [49] G.A. Leonov, N.V. Kuznetsov, and V.I. Vagaitsev. Localization of hidden Chua’s attractors. *Physics Letters A*, 375(23):2230–2233, 2011.
  - [50] G.A. Leonov, N.V. Kuznetsov, and V.I. Vagaitsev. Hidden attractor in smooth Chua systems. *Physica D: Nonlinear Phenomena*, 241(18):1482–1486, 2012.
  - [51] G.A. Leonov and M.S. Poltinnikova. On the Lyapunov dimension of the attractor of Chirikov dissipative mapping. *AMS Translations. Proceedings of St. Petersburg Mathematical Society. Vol. X*, 224:15–28, 2005.
  - [52] E. N. Lorenz. Deterministic nonperiodic flow. *J. Atmos. Sci.*, 20(2):130–141, 1963.
  - [53] A. M. Lyapunov. *The General Problem of the Stability of Motion (in Russian)*. Kharkov, 1892. [English transl.: Academic Press, NY, 1966].
  - [54] W. Ott and J.A. Yorke. When Lyapunov exponents fail to exist. *Phys. Rev. E*, 78:056203, 2008.
  - [55] A. Pikovsky and A. Politi. *Lyapunov Exponents: A Tool to Explore Complex Dynamics*. Cambridge University Press, 2016.
  - [56] A.Yu. Pogromsky and A.S. Matveev. Estimation of topological entropy via the direct Lyapunov method. *Nonlinearity*, 24(7):1937–1959, 2011.
  - [57] A. Prasad. Existence of perpetual points in nonlinear dynamical systems and its applications. *International Journal of Bifurcation and Chaos*, 25(2), 2015. art. num. 1530005.
  - [58] V. Reitmann and U. Schnabel. Hausdorff dimension estimates for invariant sets of piecewise smooth maps. *ZAMM-Journal of Applied Mathematics and Mechanics/Zeitschrift für Angewandte Mathematik und Mechanik*, 80(9):623–632, 2000.
  - [59] H. Rutishauser and HR Schwarz. The LR transformation method for symmetric matrices. *Numerische Mathematik*, 5(1):273–289, 1963.
  - [60] R.A. Smith. Some application of Hausdorff dimension inequalities for ordinary differential equation. *Proc. Royal Society Edinburgh*, 104A:235–259, 1986.
  - [61] D. Sterling, H.R. Dullin, and J.D. Meiss. Homoclinic bifurcations for the Henon map. *Physica D: Nonlinear Phenomena*, 134(2):153 – 184, 1999.
  - [62] D.E. Stewart. A new algorithm for the SVD of a long product of matrices and the stability of products. *Electronic Transactions on Numerical Analysis*, 5:29–47, 1997.

- [63] I. Stewart. Mathematics: The Lorenz attractor exists. *Nature*, 406(6799):948–949, 2000.
- [64] W. Tucker. The Lorenz attractor exists. *Comptes Rendus de l'Academie des Sciences - Series I - Mathematics*, 328(12):1197 – 1202, 1999.
- [65] A. Wolf, J. B. Swift, H. L. Swinney, and J. A. Vastano. Determining Lyapunov exponents from a time series. *Physica D: Nonlinear Phenomena*, 16(D):285–317, 1985.
- [66] L.-S. Young. Mathematical theory of Lyapunov exponents. *Journal of Physics A: Mathematical and Theoretical*, 46(25):254001, 2013.
- [67] Q. Yuan, F.-Y. Yang, and L. Wang. A note on hidden transient chaos in the Lorenz system. *International Journal of Nonlinear Sciences and Numerical Simulation*, 18(5):427–434, 2017.

## VI. APPENDIX: MATLAB CODE

**Listing 1:** `henonMap.m` – function defining the Hénon map.

```

1 function out = henonMap( x, a, b )
2     out = zeros(6,1);
3
4     out(1) = a + b * x(2) - x(1)^2;
5     out(2) = x(1);
6
7     out(3:6) = [-2 * x(1), b; 1, 0];
8 end

```

**Listing 2:** `qr_pos.m` – function implementing the QR decomposition with positive diagonal elements in R.

```

1 function [Q, R] = qr_pos(A)
2
3     [Q, R] = qr(A);
4
5     D = diag(sign(diag(R)));
6     Q = Q * D; R = D * R;
7 end

```

**Listing 3:** `treppeniterationQR.m` – function implementing the treppeniteration QR decomposition for product of matrices.

```

1 function [Q, R] = treppeniterationQR(
2     matFact)
3
4     [~, dimOde, nFactors] = size(matFact);
5
6     R = zeros(dimOde, dimOde, nFactors);
7     Q = eye(dimOde, dimOde);
8
9     for jFactor = nFactors : -1 : 1
10        C = matFact(:, :, jFactor) * Q;
11        [Q, R(:, :, jFactor)] = qr_pos(C);
12    end

```

**Listing 4:** `computeLEsDiscrTol.m` – function implementing the LEs numerical computation via the approximation of the singular values matrix with adaptively chosen number of iterations.

```

1 function [t, LEs, svdIterations] =
2     computeLEsDiscrTol(extMap, initPoint,
3     nFactors, LEsTol)
4
5     % Dimension of the map :
6     dimMap = length(initPoint);
7
8     % Dimension of the ext. map (map+var. eq.):
9     dimExtMap = dimMap * (dimMap + 1);
10    initCond = initPoint(:);
11    fundMat = zeros(dimMap, dimMap, nFactors);
12
13    % Main loop : factorization of the
14    % fundamental matrix
15    for iFactor = 1 : nFactors

```

```

13    extMapSolution = extMap(initCond);
14
15    fundMat(:, :, nFactors-iFactor+1) =
16        reshape(extMapSolution((dimMap + 1) :
17        dimExtMap), dimMap, dimMap);
18
19    initCond = extMapSolution(1 : dimMap);
20
21    end
22    t = 1 : 1 : nFactors;
23    LEs = zeros(nFactors, dimMap);
24    svdIterations = zeros(nFactors, 1);
25
26    for iFactor = 1 : nFactors
27
28        currFactorization = fundMat(:, :,
29        nFactors-iFactor+1 : nFactors);
30
31        currSvdIteration = 1;
32
33        LEsWithinTol = false;
34
35        while ~LEsWithinTol
36
37            % Save current iteration number:
38            svdIterations(iFactor) =
39            currSvdIteration;
40
41            % Calculate current LEs approximation:
42            [~, R] = treppeniterationQR(
43            currFactorization);
44            for jFactor = 1 : iFactor
45                currFactorization(:, :, jFactor) = R
46                (:, :, iFactor-jFactor+1)';
47            end
48            accumLEs = zeros(1, dimMap);
49            for jFactor = 1 : iFactor
50                accumLEs = accumLEs + log(diag(
51                currFactorization(:, :, jFactor)))');
52            end
53            LEs(iFactor, :) = accumLEs / iFactor;
54
55            % Compare with previous approximation:
56            if currSvdIteration > 1
57                LEsWithinTol = all(abs(LEs(iFactor,
58                :) - prevLEs) < LEsTol);
59            end
60
61            % Update
62            currSvdIteration = currSvdIteration+1;
63            prevLEs = LEs(iFactor, :);
64
65        end
66    end

```

**Listing 5:** `kaplanYorkeFormula.m` – function implementing the local Lyapunov dimension calculation via Kaplan-Yorke formula.

```

1 function LD = kaplanYorkeFormula(LEs)
2

```

```

3  % Initialization of the local Lyapunov
   % dimension :
4  LD = 0;
5
6  % Number of LCEs :
7  nLEs = length(LEs);
8
9  % Sorted LCEs :
10 sortedLEs = sort(LEs, 'descend');
11
12 % Main loop :
13 leSum = sortedLEs(1);
14 if ( sortedLEs(1) > 0 )
15     for i = 1 : nLEs-1
16         if sortedLEs(i+1) ~= 0
17             LD = i + leSum / abs( sortedLEs(i+1) )
18             ;
19             leSum = leSum + sortedLEs(i+1);
20             if leSum < 0
21                 break;
22             end
23         end
24     end
25 end

```

**Listing 6:** henonLD.m – script with application of the described numerical procedure for LEs computation to the Hénon system.

```

1  function henonLD
2
3      % Canonical parameters
4      a = 1.4; b = 0.3;
5
6      function out = J( x, a, b )
7          out = [-2 * x(1), b; 1, 0];
8      end
9
10     % Equilibrium
11     S1 = 1/2*((b-1) + sqrt((b-1)^2 + 4*a));

```

```

[V1, D1] = eig(J([S1, S1], a, b));
D1 = diag(D1);

IX1 = find(abs(D1) > 1);

% Self-excited attractor with respect
to S1
delta = 1e-3;
initPoint = [S1, S1] + delta* V1(:, IX1
(1))' / norm(V1(:, IX1(1)));

% Parameters for numerical procedure
nFactors = 1000;
LEsTol = 1e-8;

% LEs computation
[t, LEs, svdIterations] =
computeLEsDiscrTol(@(x) henonMap(x, a,
b), initPoint, nFactors, LEsTol);

% LD computation
LD = cellfun(@kaplanYorkeFormula,
num2cell(LEs, 2));

% Plotting
figure(1); hold on;
plot(t, LEs(:, 1), 'Color', 'red');
plot(t, LEs(:, 2), 'Color', 'blue');
hold off;
grid on; axis on;
xlabel('t'); ylabel('LE')

figure(2); hold on;
plot(t, LD, 'Color', 'green');
hold off;
grid on; axis on;
xlabel('t'); ylabel('LD')
end

```