

Periortree: An Extension of R-Tree for Periodic Boundary Conditions

Toru Niina¹

1. Department of Biophysics, Graduate School of Science, Kyoto University, Kyoto 606-8502, Japan

* niina@theory.biophys.kyoto-u.ac.jp

Abstract

Searching spatial data is an important operation for scientific simulations which are performed mostly with periodic boundary conditions. An R-Tree is a well known tree data structure used to contain spatial objects and it is capable of answering to spatial searching queries in an efficient way. In this paper, a novel method to construct an R-Tree considering periodic boundary conditions is presented. Unlike existing methods, the proposed method works without any kind of extra objects or queries. Moreover, because this method reduces the volume of bounding box for each node under the periodic boundary conditions, it is expected to increase the overall efficiency. While the extension of an R-Tree is presented in this work, this method is not only applicable to an R-Tree but also to other data structures that use axis-aligned bounding boxes with periodic boundary conditions. The implementation is available on GitHub.

Introduction

Computational simulations are essential tools for scientific research, such as studying behaviors of complex biochemical models [1]. To perform such large scale simulations, both huge amount of computational resources and efficient simulation softwares are required.

In most cases, searching for objects that satisfy some geometrical conditions is one of the most time-consuming operation in a simulation. Generally, an efficient algorithm that search objects drastically accelerates not only the whole simulation processes, but also the data analysis of simulation results. Therefore, a method that efficiently processes spatial search accelerates the whole process of simulation in scientific research.

An R-Tree is a widely used data structure representing bounding volume hierarchies (BVH) by using an axis-aligned bounding box (AABB) for all its entries [2]. It is capable of containing both sizeless and finite sized objects such as points, segments, rectangles, spheres, etc. In order to improve the efficiency, many variants of the R-Tree algorithm have been proposed [3–6].

In order to use an R-Tree with periodic boundary conditions (PBCs), currently, there exists two methods in the literature (Figure 1) [6]. The first method is described in Figure 1A. It enables an R-Tree to contain and search objects considering PBCs by storing the periodic images surrounding of the primary unit cell. However, compared to the standard R-Tree, the memory consumption is increased 3^D times (where D represents a dimension of a system). On the contrary, the other method (Figure 1B) does not store any periodic image, but it replicates the

query based on the PBCs by transposing it periodically when the query sticks out of the boundary. Although it works fine with points, it has a limitation when working with finite-sized objects because if the query is inside of the boundary and the objects extend beyond the unit cell, some of them are overlooked (Figure 1C). One ad-hoc solution to overcome this limitation is changing the criteria for replicating a query based on the size of elements that are contained. However, this may increase the frequency in which queries are copied and decrease the efficiency.

Here a novel method to construct and use an R-Tree with PBCs is proposed. The main idea is to consider the PBCs when either entries are inserted or objects are searched. By expanding an AABB and detecting intersection between AABBs under PBCs, an R-Tree overcomes the limitation of containing finite-sized object under PBCs (Figure 1D). Intersection and inclusion detection can be implemented by introducing periodic transposition in the existing algorithms with the appropriate representation of an AABB. Comparing to the other methods, this method does not require to copy objects or queries. Moreover, using the information of the PBCs, it has more chance to reduce the volume of AABBs of each node. Since the spatial searching of an R-Tree is strongly affected by the volume of each node, this feature might increase the efficiency.

The codes that are used in this paper are available on GitHub (<http://github.com/ToruNiina/periortree>).

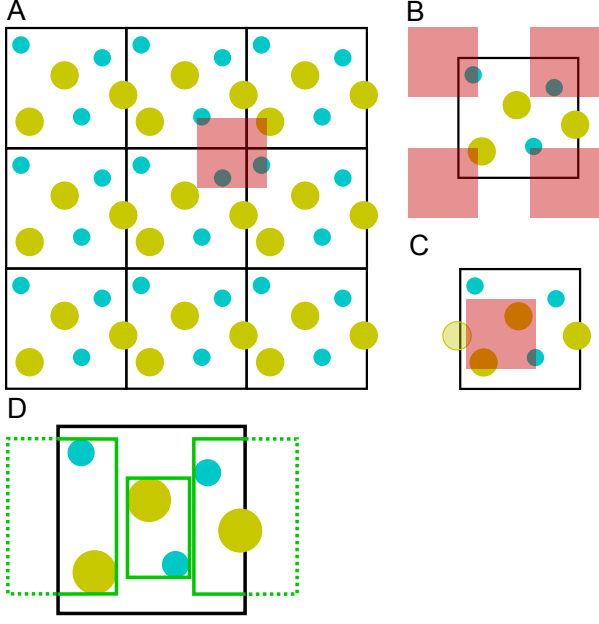


Figure 1: Methods to consider PBCs with R-Tree. (A) By copying the unit cell, the standard R-Tree can manage objects that are associated with periodic images. (B) By copying query, R-Tree can find objects that are beyond boundary. (C) With the method described in B, finite sized objects are overlooked when queries that is inside of the boundary are not copied. (D) The method proposed in this paper. Forming AABBs according to the periodicity, R-Tree can organize objects under periodic boundary conditions.

Methods

Here some operations to modify and handle rectangles under PBCs are introduced. To construct a tree structure, Guttman’s original quadratic algorithm is employed [2] without any modification except for expansion of an AAB and intersection detection. The fact that this method is independent from the core algorithm to construct an R-Tree means that it can be applied to most of the R-Tree variants and to other spatial indexing methods that are based on BVH and AABs.

Since the rectangles used in an R-Tree are axis-aligned, operation in each dimension are independent from each other. It means that it is sufficient to show an operation for one dimension. It should be noted that AABs only intersect if they overlap in all the axes.

Representation of PBCs. Here, only cuboids are considered as the unit cell of the PBCs. It is assumed that all the coordinates of the objects are restricted to be inside of the unit cell. There are well-known algorithm

to restrict positions to be inside of the unit cell and to find the minimum distance between objects according to the PBCs. In this paper, these algorithms are called as RestrictPosition and RestrictVector, respectively.

Representation of AABs. There are three common representations for AABs (Figure 2) [7]. The first one is by the minimum and maximum coordinate values in each dimension. The second one is by the minimum point and the diameter from the corner point. The third one is by the center point and a half of its diameter. Here, these are called as min-max, min-widths, and center-radius representation, respectively.

Since the proposed method uses the center point of an AAB, the natural choice is to use center-radius representation even though the center point can be calculated by using the other representation.

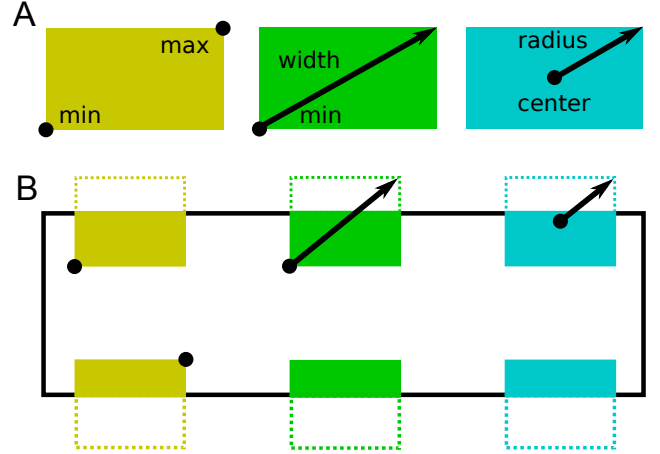


Figure 2: (A) Three popular representations of an AAB. The first one is min-max, the second one is min-widths, and the third one is center-radius representation. (B) Three representations in a system with PBCs. The AABs are colored in the same way as A.

Expanding AABs under PBCs. Expanding an AAB in order to contain a new object is one of the most important operations in an R-Tree algorithm. Because the total area covered by the AAB of each node affects the efficiency of spatial searching, it is needed to find a way to make it as small as possible.

The algorithm to expand an AAB needed to contain object AAB under PBCs is shown in Algorithm 1. In this case, the size of an AAB that contains two rectangles is determined by their radius and the minimum distance between their center points. In this paper, this is accomplished by using RestrictVector. On the other hand, when the contents are points, it is enough to find

Algorithm 1 expand AABB to contain another AABB

```
R1 ← AABB to be expanded
R2 ← rectangle to be contained
B ← boundary
function EXPANDAABB(R1, R2, B)
  dc ← R2.center − R1.center
  dc ← RESTRICTVECTOR(dc, B)
  l1 ← R1.center − R1.radius
  u1 ← R1.center + R1.radius
  l2 ← (R1.center + dc) − R2.radius
  u2 ← (R1.center + dc) + R2.radius
  L ← MIN(l1, l2)
  U ← MAX(u1, u2)
  C ← (L + U)/2
  HW ← (U − L)/2
  C ← RESTRICTPOSITION(C, B)
  return {C, HW}
end function
```

Algorithm 2 expand AABB to contain a point

```
R ← AABB to be expanded
P ← point to be contained
B ← boundary
function EXPANDAABB(R, P, B)
  dc ← P − R.center
  dc ← RESTRICTVECTOR(dc, B)
  l ← R.center − R.radius
  u ← R.center + R.radius
  L ← MIN(l, P)
  U ← MAX(u, P)
  C ← (L + U)/2
  HW ← (U − L)/2
  C ← RESTRICTPOSITION(C, B)
  return {C, HW}
end function
```

the minimum distance between the center of an AABB and the point(Algorithm 2).

Finding an object under PBCs. To find an object in an R-Tree, it is needed to check if two AABBs intersect each other. This can be determined by calculating the minimum distance between the centers of the rectangles(Algorithm 3). The inclusion can be detected in the same way (Algorithm 4). For points, the intersection and inclusion means almost same thing because points have no size. Here, the algorithm that checks if a point is inside of an AABB is shown in Algorithm 5.

Algorithm 3 Check if two AABB intersect each other

```
R1 ← rectangle
R2 ← rectangle that might intersect to R1
B ← boundary
function INTERSECTSAABB(R1, R2, B)
  dc ← R1.center − R2.center
  dc ← RESTRICTVECTOR(dc, B)
  return ABS(dc) ≤ (R1.radius + R2.radius)
end function
```

Algorithm 4 Check if an AABB is inside of another AABB

```
R1 ← rectangle
R2 ← rectangle that might be inside of R1
B ← boundary
function ISAABBINsideOFAABB(R1, R2, B)
  dc ← R1.center − R2.center
  dc ← RESTRICTVECTOR(dc, B)
  return ABS(dc) ≤ (R1.radius − R2.radius)
end function
```

Algorithm 5 Check if a point is inside of an AABB

```
R ← rectangle
P ← point that might be inside of R
B ← boundary
function ISPOINTINSideOFAABB(R, P, B)
  dc ← R.center − P
  dc ← RESTRICTVECTOR(dc, B)
  return ABS(dc) ≤ R.radius
end function
```

Results

Figure 3A shows the expansion of an AABB to contain objects by using proposed method and Figure 3B shows that of existing method. There, the objects are colored in black, and the AABB is colored in red. It should be noted that, because it sticks out of the boundaries, the periodic images of the AABB are shown separately.

Comparing Figure 3A and B, it is shown that the proposed method successfully finds least expansion under PBCs. Because the objects are distributed throughout the system, if the AABB was expanded independently from the PBCs, the AABB would wrap most of the area of the system(Figure 3B).

In Figure 3C the results of a query are shown. It successfully finds objects that are located beyond the boundaries(indicted by arrows). As in Figure 3A, the periodic images of the query are shown separately.

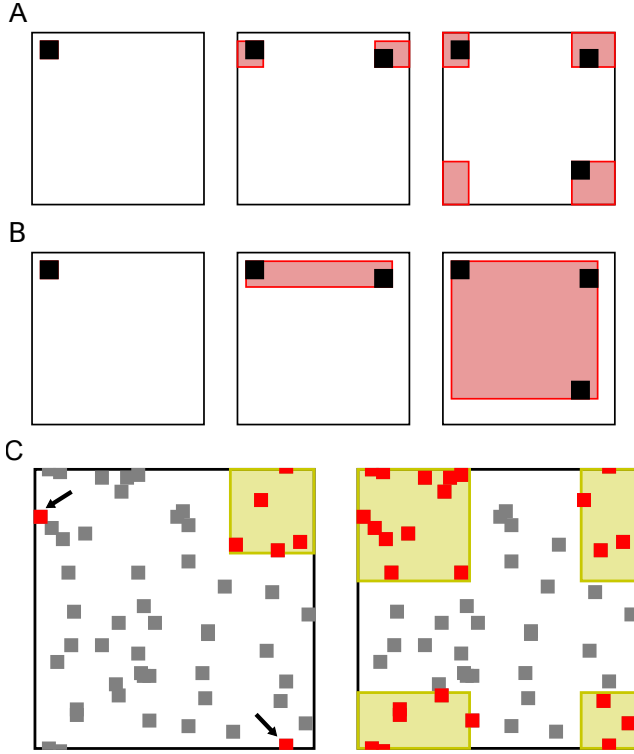


Figure 3: (A) Expansion of the AABB(red) by proposed method. It can be seen that the AABB is expanded beyond the boundary. (B) Expansion of the AABB by existing method. The AABB wraps almost all the area of the system because the AABB is expanded independently from PBCs. (C) The result of querying objects that intersect with the yellow rectangle. The objects contained in the R-Tree are shown as small square boxes and the ones intersecting the query box are colored in red.

Conclusion

In this paper, a novel method for applying PBCs to R-Trees was presented. This method considers PBCs while inserting new objects and finding objects. Therefore, no extra objects or queries are needed to consider PBCs. Moreover, allowing AABBs to extend beyond the boundary, it has more chance to reduce the volume of AABBs based on the PBCs.

As described before, since this method modifies only the algorithms to expand an AABB and to detect intersection between AABBs, it is essentially applicable to other R-Tree variants and to any spatial indexing method that works with AABBs.

Because the application of spatial indexing generally increase the performance of spatiotemporal simulations, the proposed method might be useful for scientific simulations under PBCs.

References

- [1] Kouichi Takahashi, Kazunari Kaizu, Bin Hu, and Masaru Tomita. A multi-algorithm, multi-timescale method for cell simulation. *Bioinformatics*, 20(4):538–546, 2004.
- [2] Antonin Guttman. R-Trees: A Dynamic Index Structure for Spatial Searching. *Proceedings of the 1984 ACM SIGMOD international conference on Management of data - SIGMOD '84*, pages 47–57, 1984.
- [3] Diane Greene. An implementation and performance analysis of spatial data access methods. *The Fifth International Conference on Data Engineering*, (4871), 1989.
- [4] Beckmann, Norbert and Kriegel, Hans-Peter and Schneider, Ralf and Seeger, Bernhard. The r*-tree: An efficient and robust access method for points and rectangles. 19(2):322–331, 1990.
- [5] Scott T Leutenegger and Mario A Lopez. STR : A Simple and Efficient Algorithm for R-Tree Packing. pages 497–506, 1997.
- [6] Ryuya Mitsuhashi, Hideyuki Kawashima, Takahiro Nishimichi, and Osamu Tatebe. Three-Dimensional Spatial Join Count Exploiting CPU Optimized STR R-Tree. *IEEE International Conference on Big Data*, pages 2938–2947, 2016.
- [7] Christer Ericson. *Real-Time Collision Detection*. Morgan Kaufmann Publishers, 2004.