

Realistic Traffic Generation for Web Robots

Kyle Brown

Department of Computer Science and Engineering
Kno.e.sis Research Center
Wright State University, Dayton, OH, USA
Email: brown.718@wright.edu

Derek Doran

Department of Computer Science and Engineering
Kno.e.sis Research Center
Wright State University, Dayton, OH, USA
Email: derek.doran@wright.edu

Abstract—Critical to evaluating the capacity, scalability, and availability of web systems are realistic web traffic generators. Web traffic generation is a classic research problem, no generator accounts for the characteristics of web robots or crawlers that are now the dominant source of traffic to a web server. Administrators are thus unable to test, stress, and evaluate how their systems perform in the face of ever increasing levels of web robot traffic. To resolve this problem, this paper introduces a novel approach to generate synthetic web robot traffic with high fidelity. It generates traffic that accounts for both the temporal and behavioral qualities of robot traffic by statistical and Bayesian models that are fitted to the properties of robot traffic seen in web logs from North America and Europe. We evaluate our traffic generator by comparing the characteristics of generated traffic to those of the original data. We look at session arrival rates, inter-arrival times and session lengths, comparing and contrasting them between generated and real traffic. Finally, we show that our generated traffic affects cache performance similarly to actual traffic, using the common LRU and LFU eviction policies.

I. INTRODUCTION

Web robots are computer agents that send HTTP requests to Web servers and are a growing source of traffic on the World Wide Web. A common source of Web robot traffic are crawlers for search engines, such as Google’s GoogleBot [1], Microsoft’s bingbot ¹, Baidu’s BaiduSpider ² and Apache Nutch [2], an open source search engine framework. There are also more focused crawlers that search the web for information about a specific topic, find prices on e-commerce sites, collects e-mail address, and discovers broken hyperlinks [3], [4]. Robots can also be malicious, attempting to exploit vulnerabilities on a Web server or taking part in a distributed denial of service (DDoS) attack with other robots in a botnet [5].

In the past few years, multiple studies have found that Web robots make up the majority of HTTP traffic. A 2015 industry report suggests that robots constitute 49.5% of all HTTP requests to popular Web sites on the Internet [6], while a recent academic report suggests a lower bound for this number to be between 50 and 60% [7], [8], [9]. The rise in robot traffic to these levels may be attributed to many factors, including modern software frameworks that make it easy to develop and test web robots (e.g., Python BeautifulSoup or Apache Nutch) or commonplace social media linking, commenting,

and sharing functions that encourage real-time engagement (hence requiring aggressive crawling to stay up to date with the latest information shared).

The high levels of Web robot traffic faced by web servers can significantly hinder their performance. Server-side web caches, for example, are especially vulnerable to web robots [10] as their requests can evict resources likely to be requested by humans, or admit resources seldom asked for by humans. While the Robots Exclusion Protocol (REP) allows web server administrators some control over robot behavior [11], [12], it is an unenforced advisory that robots can violate without consequence [13]. Web servers must therefore be expected to handle traffic from *unethical* robots which do not adhere to the REP.

Existing approaches to Web traffic generation tend to be based on models of human behavior - predicting when a person will click on a link and which links they are most likely to click next [14]. Others attempt to model the global properties of Web traffic which are shared between humans and robots [15], [16]. These studies were also done in the late 1990s and early 2000s, and in the years after the structure and size of the Internet have changed greatly [17]. Therefore, in order to understand how modern Web robot traffic impacts server performance, a new approach to traffic simulation is necessary.

This paper introduces a system for generating Web robot requests that resemble the pattern of requests observed on actual Web servers. Our system combines models of the temporal patterns of Web robot behavior with existing models which predict the subdirectories and resources robots make requests in. We compare the characteristics of traffic generated by our system with actual traffic we are trying to model, including the average session length, time between sessions, and time between requests within a session. We compare the effect of generated traffic and the effect of actual traffic on two common caching algorithms, least recently used (LRU) and least frequently used (LFU), showing that the generated traffic has a similar impact on cache performance.

The remainder of the paper is as follows: Section II provides references to previous research on Web robot behavior, cache evaluation, and simulation of HTTP traffic. Section III introduces the generative models used to simulate Web robot traffic. Section IV compares our generated traffic to actual Web robot traffic and how each affects the performance of common

¹<https://www.bing.com/>

²<http://baidu.com/>

caching algorithms.

II. RELATED WORK

The number of methods for generating web traffic is extensive, but most were developed over a decade ago [14], [16], [15]. Different traffic generators emphasize different qualities of the users and their session behaviors. For example, Liu *et al.* presented a model of Web traffic with applications to the performance evaluation of Web servers [14] involving navigational patterns through hypertext. They include a traffic model at the session level which describes the arrival and browsing behaviors of users, and describe WAGON, a graphical software interface for generating traffic and evaluating how it impacts an Apache Web Server. Mah developed an empirical model based on HTTP packet traces which can be used for simulations [16]. The work uses packet traces in order to model the behavior of a single user across multiple websites, which is much more difficult to do if server logs are used. This model is more suitable for testing higher-scale properties of the Web, such as Internet routing and bandwidth usage, rather than the impact of the traffic on a single server-side cache. Choi and Limb developed a behavioral model of Web traffic which includes the effect of caches [15]. However, this approach is based off of the `last-modified` and `if-modified-since` fields in the HTTP header, and not necessarily any server-side caches.

The traffic generator we propose is made with an eye towards supporting performance evaluation on web servers as it faces varying levels of web robot traffic. This class of traffic has seen only a small amount of study over the last two decades. Almeida *et al.* studied the characteristics of Web robot traffic and their impact on server-side caching [10]. Their results indicate that Web robot traffic violates the locality assumptions that hold for human traffic. They conclude that in order to improve performance in the face of increased Web robot traffic, servers should adopt different caching policies for human and Web robot requests. Marshall and Roadknight analyzed the impact a single human user can have on a cache [18]. Their study shows that users can have varying hit rates, meaning some may degrade performance more than others. Doyle *et al.* describe what they call the *trickle-down* effect: the most popular resources on a Web server have on caching [19]. This process involves upstream caches storing the most popular resources, while off-loading less popular resources and dynamically generated resources to downstream sources. These less popular and dynamic resources can negatively impact the performance of down-stream caches, even while up-stream caches maintain good performance.

Our work differs from traffic generators in two ways: it is meant specifically for generating Web robot traffic, and it makes less assumptions about the browsing behavior of agents. Previous traffic generation models such as those in [14] tend to assume that agents follow the hyperlink structure of a website; with human agents, this is often the case, but it may not be so for Web robots. Our traffic generation approach also generates Web robot traffic that has a similar effect on

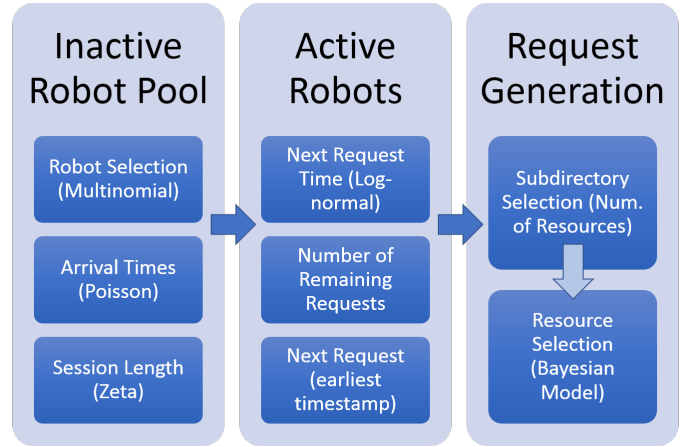


Fig. 1. High-level description of the traffic generator

Web server (proxy) caches as actual Web robot traffic, whereas other models seek to imitate the overall impact performance has on the Web server itself.

III. METHODOLOGY

This section presents the methodology behind our Web robot traffic generator. The three main components of the model can be seen in Figure 1: (i) an inactive robot pool from which new sessions are drawn; (ii) an active robot pool, from which the robot making the next request is chosen; and (iii) a request generator, which chooses the subdirectory and resource which is to be requested next. Whenever a new session is to be created, a robot is chosen from the inactive robot pool by sampling from a categorical distribution. Each robot in the active robot pool is associated with a session, which keeps track of the time the robot became active and the session length, the number of requests the robot will make before becoming inactive. The resource generation components are responsible for choosing which subdirectory the next request will be made in, and then which resource within the subdirectory is to be requested, as well as the inter-arrival time, which is the time between the last request made by the robot making the next request.

In the process of generating a request, several probability distributions are sampled from. The parameters of these distributions in practice are fit based on actual Web server logs. This allows for generating traffic matching the characteristics of a particular server, which can then be used to test the performance of that server. Furthermore, the parameters can be tweaked to simulate hypothetical situations such as a huge volume of Web robot traffic, or robots requesting large resources which can negatively impact server performance.

The generator that we develop models web robot traffic as coming from a *robot pool*, which is simply a list of sessions which are still ongoing. The number of sessions at any given time is a hyperparameter of our traffic generation simulation, denoted N . In practice N is estimated from existing Web server logs as the average over the number of active sessions as each request is processed. Since the size of the robot pool is fixed, a new session is added whenever another ends to ensure that there are always N active sessions.

A central concept of the model is thus a *session*, which represents a sequence of requests made by a single agent to the same Web server over a period of time. This notion is based off of the approach used in [20] and [21] for finding sessions in Web server logs. We model a session as a tuple

$$S = (A, t_0, k) \quad (1)$$

where A is an identifier of the agent making the requests, t_0 is the time of the first request in the session, and k is the total number of requests to be made in the session, called the *session length*. Each of these components are viewed as a random variable which follow distributions as described in the sequel.

A. Session Generation

Session generation requires a model for the number of new sessions that arrive over a time period and their length. We use the following definition of a session.

Definition 1: Let $S = (r_1, r_2, \dots, r_n)$ be a sequence of n requests for resources r_i made by the same agent, and let $t(r_i)$ be the time that resources r_i was requested. Given some $T > 0$, we say that S is a *session* with timeout T if for all $i = 2, \dots, n$, we have that $t(r_i) - t(r_{i-1}) \leq T$.

Many empirical studies of Web server traffic suggest that a Poisson process is a realistic model of session arrival rates and times [22]. This means that the probability of a given number of sessions j appearing in a fixed interval of time follows a Poisson distribution:

$$j \sim \text{Poisson}(\lambda) \quad (2)$$

To sample the time at which sessions begin, we consider the random variable Δt , which is the time between two sessions from any robots that occur in sequence, also known as the session inter-arrival time. Since j is Poisson distributed, Δt follows an Exponential distribution with the same rate parameter λ :

$$\Delta t \sim \text{Exponential}(\lambda) \quad (3)$$

Then the initial time for a new session t_k is generated as follows: first, sample Δt as in (3). If t_{k-1} is the start time of the last session, then

$$t_k = t_{k-1} + \Delta t \quad (4)$$

The Poisson distribution used to generate session times is fit using maximum likelihood estimation (MLE); given a time period T and n_s , the number of sessions observed in that period, the MLE estimate for λ is

$$\hat{\lambda} = \frac{n_s}{T} \quad (5)$$

To model the distribution of web robot session lengths, we use the Zeta distribution, which is often called a power-law or Zipf distribution [23]. The family of power-law distributions are distinguished by having a density or mass function proportional to some (negative) power of the random variable x :

$$f(x) \propto x^{-s} \quad (6)$$

The Zeta distribution is a discrete probability distribution with mass function

$$f(k) = \frac{k^{-s}}{\zeta(s)} \quad (7)$$

with parameter $s > 1$. Here $\zeta(s)$ is the Riemann zeta function, which is determined by the infinite series

$$\zeta(s) = \sum_{i=1}^{\infty} i^{-s} \quad (8)$$

which converges for real $s > 1$. The session length k is sampled from a Zeta distribution which describes the session length of all robot sessions:

$$k \sim \text{Zeta}(s) \quad (9)$$

There is no closed form solution for the MLE of parameter s . We chose to approximate the solution numerically using methods described in [23]. The methods directly maximize the log-likelihood function using numerical maximization algorithms. If the observed session lengths are x_1, \dots, x_n , then the MLE estimate of s is

$$\hat{s} = \arg \max_{s \in (1, \infty)} \left\{ -n \ln \zeta(s) - s \sum_{i=1}^n \ln x_i \right\} \quad (10)$$

assuming a minimum value of $x_{min} = 1$.

Once temporal information for a new session has been generated, it must be assigned to an inactive robot. This robot is selected from the pool of inactive robots with a probability determined by how frequently it made requests in the data used to fit the traffic generator. If there are R robots and the i^{th} robot made n_i requests, then we define a vector $\vec{\rho}$ of probabilities given by

$$\rho_i = \frac{n_i}{\sum_{j=1}^R n_j} \quad (11)$$

When a robot becomes active, it is removed from $\vec{\rho}$ and the remaining values are renormalized to sum to one. When it becomes inactive, it is added back in. Given the vector $\vec{\rho}$ containing only inactive robots, a new active robot a can be sampled from a Multinomial distribution:

$$a \sim \text{Multinomial}(1; \vec{\rho}) \quad (12)$$

Within the generator, there are always N active sessions maintained. When a robot ends its session, a new one is drawn to fill its place.

B. Request Time Generation

Next, the generator assigns times to each request in a generated web robot session. Based on past studies [10] and empirical measurements shown in Figures 4a and 4b, a lognormal distribution is used to generate the time between requests within a session. Given n data points x_1, \dots, x_n , maximum likelihood-estimates for the lognormal parameters μ and σ are

$$\hat{\mu} = \frac{1}{n} \sum_{i=1}^n \log x_i \quad (13)$$

and

$$\hat{\sigma}^2 = \frac{1}{n-1} \sum_{i=1}^n (\log x_i - \mu)^2 \quad (14)$$

i.e. the mean and standard deviation of the logarithm of the samples.

Lognormally distributed random variables can be generated by sampling from a normal and exponentiating the result. To maintain a small number of parameters, a single global lognormal distribution is fit based on the times between requests within sessions for all robots. Given the initial time of a robot session t_1 , and the length of the session k , the times of each request are generated as follows. For $i = 2, \dots, k$, sample a time delta from the global lognormal distribution

$$\tau_i \sim \log \mathcal{N}(\mu, \sigma^2) \quad (15)$$

Then the time of the m th request in the session is

$$t_m = t_1 + \sum_{i=2}^m \tau_i \quad (16)$$

C. Subdirectory and Resource Generation

The last components of the traffic generator decides on the subdirectory of a request and the resource to be requested within it. To minimize the number of parameters for this component, we consider the generation of subdirectories globally (i.e. for all robots), and generation of resource requests by a robot given the previously generated subdirectory.

The simplest method for generating a subdirectory is to just pick one from all possible subdirectories at random, with equal probabilities. This is equivalent to placing a discrete uniform probability distribution over the subdirectories. Although this method is simple and easy to implement, it ignores the fact that certain subdirectories, such as the root directory $/$, are more likely to be requested from than others. A factor that can influence which subdirectories are more likely to be requested from others is the number of resources in the subdirectory. If there are M subdirectories d_1, \dots, d_M , with d_i having R_i resources, then we define a vector $\vec{\sigma}$ with components

$$\sigma_i = \frac{R_i}{\sum_{k=1}^M R_k} \quad (17)$$

Then whenever we need to generate a new subdirectory d we can sample it from a categorical distribution:

$$d \sim \text{Multinomial}(1; \vec{\sigma}) \quad (18)$$

This model privileges subdirectories with a large number of resources; a subdirectory with the minimum of one resource will be the least likely to be generated, since subdirectories with no resources are not even considered.

To generate a resource given the robot making the request and subdirectory the request will be in, we define a probability distribution over the resources in that subdirectory. This model takes into account the types of resources, which are determined by the file extension. To fit the parameters of the distribution, we do Bayesian inference using maximum *a posteriori* (MAP)

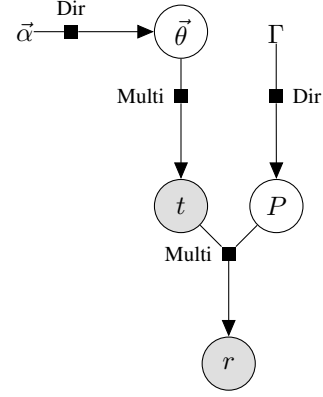


Fig. 2. Bayesian network for the request path model

estimation. Our priors are chosen to incorporate information about resource and type frequencies in requests from all robots in the subdirectory.

We select a resource by turning to a generative Bayesian model. Given a vector $\vec{\theta}$ where θ_i is the probability of requesting a resource with type i , draw a resource type t as

$$t \sim \text{Multinomial}(1; \vec{\theta}) \quad (19)$$

Given a resource type t , there is another vector \vec{P}_t , where the i -th component $\vec{P}_{t,i}$ is the probability of requesting the i -th resource of type t in the subdirectory, we can draw the resource r as

$$r \sim \text{Multinomial}(1; \vec{P}_t) \quad (20)$$

When using MAP to estimate the parameters $\vec{\theta}$ and all of the \vec{P}_t , we place Dirichlet conjugate priors [24] on them:

$$\vec{\theta} \sim \text{Dirichlet}(\vec{\alpha}) \quad (21)$$

and

$$\vec{P}_t \sim \text{Dirichlet}(\vec{\gamma}_t) \quad (22)$$

This entire generative process is summarized in Figure 2 using the notation described in [25]. Here P stands for all of the \vec{P}_t , and Γ stands for all of the $\vec{\gamma}_t$. Given an observed sequence of M requests $R = (r_1, \dots, r_M)$ with corresponding types $T = (t_1, \dots, t_M)$, the data likelihood can be written

$$\Pr(R, T | \vec{\theta}, P) = \exp \left\{ \sum_{j=1}^K \left(m_j \log(\theta_j) + \sum_{l=1}^{R_j} n_{j,l} \log(p_{j,l}) \right) \right\} \quad (23)$$

where K is the number of resource types, $m_j = \sum_{k=1}^M \mathbb{I}[t_k = j]$ is the number of requests for resources of type j by the robot, R_j is the number of resources of type j in the subdirectory, and $n_{j,l}$ is the number of requests for the l -th resource of type j . Since we are using MAP for parameter estimation, we seek values for $\vec{\theta}$ and P that maximize the posterior

$$\Pr(\vec{\theta}, P | R, T) = \frac{\Pr(R, T | \vec{\theta}, P) \Pr(\vec{\theta}) \Pr(P)}{\Pr(R, T)} \quad (24)$$

Since we chose conjugate priors, the MAP parameter estimates can be found analytically as

$$\tilde{\theta}_j = \frac{\alpha_j + m_j - 1}{\alpha + M - 1} \quad (25)$$

for $1 \leq j \leq K$ and

$$\tilde{p}_{j,l} = \frac{\gamma_{j,l} + n_{j,l} - 1}{\Gamma_j + m_j - 1} \quad (26)$$

for $1 \leq j \leq K$ and $1 \leq l \leq R_j$, where $\alpha = \sum_{j=1}^K \alpha_j$ and $\Gamma_j = \sum_{l=1}^{R_j} \gamma_{j,l}$.

The hyperparameters $\vec{\alpha}$ and Γ are chosen based on global statistics; let $(m_G)_j$ be the number of requests for a resource of type j in the subdirectory across all robots. Also, let $(n_G)_{j,l}$ be the number of requests for the l -th resource of type j in the subdirectory across all robots. Then for $\alpha > 0$ and $\gamma > 0$, we set

$$\alpha_j = \alpha \frac{(m_G)_j}{\sum_{k=1}^M (m_G)_k} \quad (27)$$

and

$$\gamma_{j,l} = \gamma \frac{(n_G)_{j,l}}{\sum_{k=1}^{R_j} (n_G)_{j,k}} \quad (28)$$

The values α and γ allow for control over the strength of the prior information; the larger their values, the more the hyperparameters contribute to the probabilities in Equations (25) and (26). By default, we either set α and γ to a constant, or to be related to the number of data points included in the prior information.

IV. EVALUATION

To evaluate our web robot traffic generator, we fit its parameters to those of actual traffic and compare the characteristics of the generated traffic to those of the original traffic. Two datasets were used for evaluation: the first consists of web robot traffic across every web server at Wright State University³ (WSU) for the months of April, May, and June in 2016. The second consists of web robot traffic from the servers of the University of Pavia in Italy⁴ (Univ. of Pavia) from December 2013 to May 2014. As the original datasets were server logs of *all* traffic, we extracted web robot traffic by comparing the User-Agent HTTP header field with the crowd-sourced database BotsVsBrowsers [26]. Each log entry includes at least the time and date the request was observed, HTTP request including method, path, and HTTP version, HTTP response code from the server, and IP address of the requester. Other fields which may or may not be present are the response size, referrer field in the HTTP header, and User-Agent string. Agents are identified by their User-Agent string, IP address, or both.

Table I summarizes the Web robot traffic extracted from the datasets. We find that a significant amount of traffic is observed on both servers, exceeding 250,000 robot requests over the past three months, but there are important differences in their summary statistics. For example, sessions on Univ. of Pavia is smaller, with an average length of 9.42 requests, whereas sessions last 34.49 requests on average on WSU. The diversity of robot traffic on WSU is also much stronger, with nearly twice as many unique robots visiting this server. This

³wright.edu

⁴www.unipv.eu/site/en/home.html

TABLE I
SUMMARY OF WEB ROBOT TRAFFIC DATASETS

Metric	Univ. of Pavia	WSU
Num. Requests	269,516	1,790,036
Num. Sessions	28,583	51,898
Num. Agents	226	576
Num. IP addresses	3,796	9,578
Num. Resources	59,286	145,369

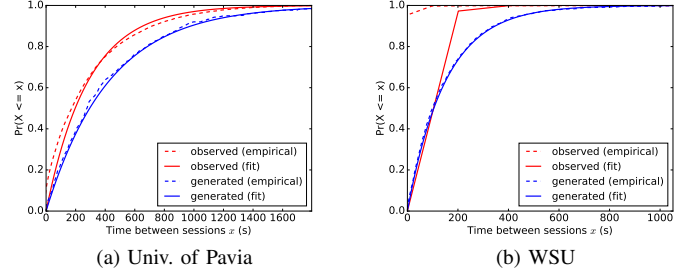


Fig. 3. CDFs of times between sessions

may be due to the fact that the WSU website is much richer in information, having over twice the number of unique resources available for download. These differences are a positive aspect, as it allows us to evaluate if the generator can mimic patterns from two diverse and distinct sets of robot traffic.

To evaluate the quality of the generated traffic, we compare the distribution of the time between new session arrivals across all Web robots, the inter-arrival times between requests within the same session, and the distribution of session lengths across all robots. Finally, we implement a simple cache with least-frequently used (LFU) and least-recently used (LRU) eviction policies and compare the impact of generated and original traffic on these caching policies.

A. Time Between Sessions

Comparison of the time between the arrival of new sessions in generated and actual data are shown in Figure 3. Notice that in the case of the Univ. of Pavia dataset, the original dataset approximately follows an exponential distribution. This observation further justifies the use of a Poisson process to generate the time between sessions as described in Section III-A. The fit exponential is different between the actual and generated traffic. This is because only a finite number of requests were generated, which can lead the fit parameters of the generated data to differ from those of the original data. The interaction of session arrival time generation with other components of the traffic generator could also impact the resulting distribution. However, as can be seen from the figure, the resulting empirical distribution is still quite close to the underlying exponential distribution.

B. Inter-Arrival Times within a Session

Plots showing the empirical and theoretical cumulative distributions of the times between requests within sessions are given in Figure 4. Recall that a lognormal distribution was used to model these times. For the Univ. of Pavia dataset, the fit distributions for generated and real traffic match quite

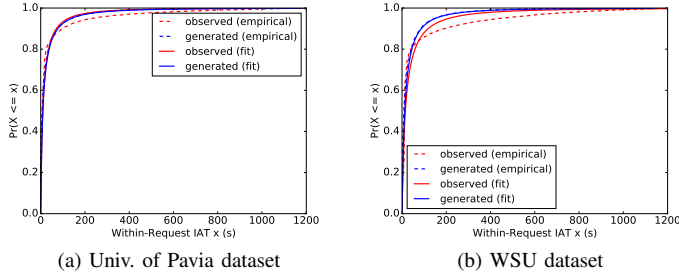


Fig. 4. CDFs of inter-arrival times within a session

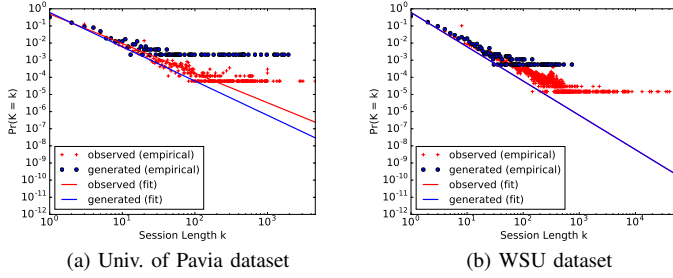


Fig. 5. PDFs of session length distributions

closely. The empirical distribution for the real traffic is not a close match to the fit, while the generated traffic is. This is because the time between requests was generated using a lognormal distribution, while in the original dataset a more complicated process, something other than lognormal, could have led to the resulting empirical distribution. While the differences between the fitted log-normals are more marked in the plot for the WSU dataset, these differences are not significant. In all cases, the empirical distribution of the generated data matches its fit, indicating that other components of the traffic generator have less impact on the time between requests than they do, say, the time between sessions.

C. Session Length

Log-log plots of the empirical and theoretical probability mass functions of session lengths for generated and actual data are shown in Figure 5. In the Univ. of Pavia dataset, the theoretical distributions differ in the tail, possibly due to high variation in the tails making it difficult to achieve a good fit to a power law. This variance can be seen in both generated and original data points, and is a consequence of not having an extremely large number of observations so that enough high values, which have a low but not negligible probability of occurring in power-tailed distributions, are observed to make the power-tail behavior apparent throughout the entire support.

D. Cache Performance

There are many ways that Web robot traffic could impact the performance of a Web server. For example, a high volume of traffic could cause delays in server responses due to large amount of threads being spun off on the server machine to process each request. A common way to speed up server response is by caching commonly requested static content.

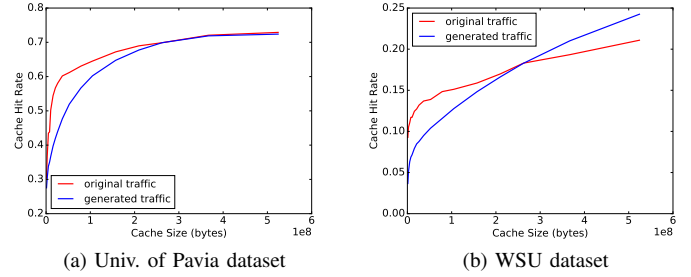


Fig. 6. Simulated cache hit rates with LFU eviction policy

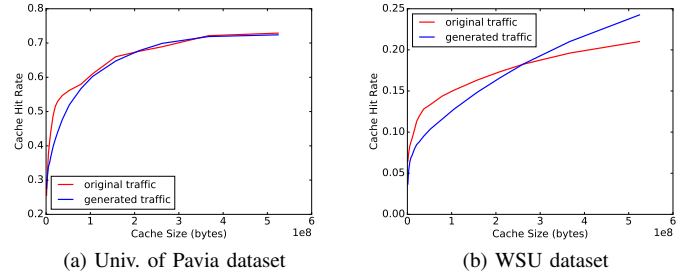


Fig. 7. Simulated cache hit rates with LRU eviction policy

Large variations in the resources requested by Web robots can negatively impact cache performance. In order to test new caching algorithms that may be able to handle Web robot traffic well, large amounts of traffic, either observed or generated, are needed. By seeing if our generated Web robot traffic impacts a hypothetical Web cache in the same way as actual traffic, we can know if our generation system is useful in testing new caching algorithms.

To evaluate how our traffic generation affects Web server caches, we implemented a simulation of a simple cache with two eviction policies: Least-frequently used (LFU), which removes the object with the least amount of hits when the cache is full, and least-recently used (LRU), which removes the object which has been in the cache the longest. These and other cache replacement strategies are described in more detail in [27], [28]. We then computed the average cache hit rate for varying cache sizes on generated and actual traffic, and plotted the results. The results are in Figure 6 for the LFU policy and Figure 7 for the LRU policy.

The curves for the University of Pavia dataset closely match, meaning that the traffic generator is able to reproduce characteristics of Web robot traffic at that server which impact cache performance in the same way as actual traffic. The generated LRU hit-rate curve is closer to the actual curve than the LFU curve. This may be due to the fact that the LRU policy is based on the time a resource was last requested, and the traffic generator could be better at simulating the temporal aspects of traffic. However, the curves for the WSU dataset do not match as well. This indicates that there may be some unusual Web robot behavior in the traffic which is not accounted for by the traffic generator. In particular, there is some divergence in cache performance for large cache sizes,

compared to the University of Pavia curves which grow closer as the cache size increases. Since the original data has worse cache performance for large cache sizes, we hypothesize that this is due to dynamic and new resources on the wright.edu domain, which appear later in the original traffic but which may appear throughout the entire generated traffic.

The hit-rate curves for generated data appear to be smoother than the curves for actual data. This may be due to the fact that the generated data maintains the same characteristics (session length etc.) throughout the entire trace, while actual data may exhibit local differences in characteristics, such as higher activity during the daytime, which can cause variations in the hit-rate of a cache at differing times. The integration and modeling of these local variations are left for future work.

V. CONCLUSION

In this paper we introduced a new system for generating Web robot requests which share some of the characteristics of actual Web robot traffic. We described how the temporal aspects of the traffic, such as the times between session arrivals, are modeled by various probability distributions which can be sampled from to generate a sequence of requests whose temporal characteristics are similar to that of actual traffic. We then introduced methods for choosing robots to assign sessions to, and generating a sequence of subdirectories to draw resources from. For the actual generation of resources, we introduced a Bayesian model, fit using MAP, which incorporates prior information from all robots in a given subdirectory along with data from a single robot, to produce a model which is influenced by all robots but is still unique for each robot.

To evaluate our traffic simulator, we generated many requests and compared the statistical properties of the results with those of the original traffic we were attempting to model. We used two datasets from different academic Web servers, one located in the United States, and the other in Italy. The characteristics we used for comparison were time between sessions, inter-arrival times within a session, session length, and impact on a hypothetical Web server cache with LFU and LRU eviction policies. We showed that our generated traffic is able to match the trends observed in the original datasets.

There are two main ways our traffic generation approach could be improved: we could use better models, particularly for selecting the next active robot, and choosing subdirectories and resources, or we could add completely new components to our generator to capture characteristics of traffic which were previously unnoticed. For selecting the next active robot, it might be better to take into account any possible seasonality robots exhibit, i.e. the probability of a given robot becoming active depends on the internal clock of the traffic generator. We could choose the subdirectory and resource at the same time, based on which robot is making the resource and the past requests of that robot. New components could use measurements such as the size of resources, hyperlink structure, and types of robots (Web crawler, link checker, etc.) to further improve our models and the quality of the generated data.

Future studies could also look at datasets from commercial web servers, or any other non-academic site. The traffic at these websites may have properties which are not as adequately modeled by our system, and understanding them could lead to future improvements in the generation of Web robot traffic. These studies could also look at properties of the traffic we didn't consider; among these are the sizes of resources, sequential structures (what resources are likely to be requested in sequence?), and changes in all previous properties over time.

ACKNOWLEDGMENTS

The authors thank Logan Rickert for data processing support, Maria-Carla Calzarossa for data from the University of Pavia, and Mark Anderson for data from Wright State University. This paper is based on work supported by the National Science Foundation (NSF) under Grant No. 1464104. Any opinions, findings, and conclusions or recommendations expressed in this material are those of the author(s) and do not necessarily reflect the views of the NSF.

REFERENCES

- [1] S. Brin and L. Page, "The anatomy of a large-scale hypertextual web search engine," *Computer networks and ISDN systems*, vol. 30, no. 1, pp. 107–117, 1998.
- [2] R. Khare, D. Cutting, K. Sitaker, and A. Rifkin, "Nutch: A flexible and scalable open-source web search engine," *Oregon State University*, vol. 1, pp. 32–32, 2004.
- [3] M. D. Dikaiakos, A. Stassopoulou, and L. Papageorgiou, "An investigation of web crawler behavior: characterization and metrics," *Computer Communications*, vol. 28, no. 8, pp. 880–897, 2005.
- [4] P.-N. Tan and V. Kumar, "Discovery of web robot sessions based on their navigational patterns," in *Intelligent Technologies for Information Analysis*. Springer, 2004, pp. 193–222.
- [5] T. Holz, "A short visit to the bot zoo [malicious bots software]," *IEEE Security & Privacy*, vol. 3, no. 3, pp. 76–79, 2005.
- [6] I. Zeifman, "2015 bot traffic report: Humans take back the web, bad bots not giving any ground," 2015. [Online]. Available: <https://www.incapsula.com/blog/bot-traffic-report-2015.html>
- [7] H. N. Rude and D. Doran, "Request type prediction for web robot and internet of things traffic," in *Machine Learning and Applications (ICMLA), 2015 IEEE 14th International Conference on*. IEEE, 2015, pp. 995–1000.
- [8] D. Doran, K. Morillo, and S. S. Gokhale, "A comparison of web robot and human requests," in *Proceedings of the 2013 IEEE/ACM International Conference on Advances in Social Networks Analysis and Mining*. ACM, 2013, pp. 1374–1380.
- [9] Y. Sun, I. G. Councill, and C. L. Giles, "The ethicality of web crawlers," in *Web Intelligence and Intelligent Agent Technology (WI-IAT), 2010 IEEE/WIC/ACM International Conference on*, vol. 1. IEEE, 2010, pp. 668–675.
- [10] V. Almeida, D. Menascé, R. Riedi, F. Peligrinelli, R. Fonseca, and W. Meira Jr, "Analyzing web robots and their impact on caching," in *Proc. Sixth Workshop on Web Caching and Content Distribution*, 2001, pp. 20–22.
- [11] Y. Sun, Z. Zhuang, and C. L. Giles, "A large-scale study of robots. txt," in *Proceedings of the 16th international conference on World Wide Web*. ACM, 2007, pp. 1123–1124.
- [12] S. Kolay, P. D'Alberto, A. Dasdan, and A. Bhattacharjee, "A larger scale study of robots. txt," in *Proceedings of the 17th international conference on World Wide Web*. ACM, 2008, pp. 1171–1172.
- [13] C. L. Giles, Y. Sun, and I. G. Councill, "Measuring the web crawler ethics," in *Proceedings of the 19th international conference on World wide web*. ACM, 2010, pp. 1101–1102.
- [14] Z. Liu, N. Niclausse, and C. Jalpa-Villanueva, "Traffic model and performance evaluation of web servers," *Performance Evaluation*, vol. 46, no. 2, pp. 77–100, 2001.

- [15] H.-K. Choi and J. O. Limb, "A behavioral model of web traffic," in *Network Protocols, 1999.(ICNP'99) Proceedings. Seventh International Conference on*. IEEE, 1999, pp. 327–334.
- [16] B. A. Mah, "An empirical model of http network traffic," in *INFO-COM'97. Sixteenth Annual Joint Conference of the IEEE Computer and Communications Societies. Driving the Information Revolution., Proceedings IEEE*, vol. 2. IEEE, 1997, pp. 592–600.
- [17] S. Ihm and V. S. Pai, "Towards understanding modern web traffic," in *Proceedings of the 2011 ACM SIGCOMM conference on Internet measurement conference*. ACM, 2011, pp. 295–312.
- [18] I. Marshall and C. Roadknight, "Linking cache performance to user behaviour," *Computer Networks and ISDN systems*, vol. 30, no. 22, pp. 2123–2130, 1998.
- [19] R. P. Doyle, J. S. Chase, S. Gadde, and A. M. Vahdat, "The trickle-down effect: Web caching and server request distribution," *Computer Communications*, vol. 25, no. 4, pp. 345–356, 2002.
- [20] M. C. Calzarossa and L. Massari, "Analysis of web logs: challenges and findings," in *Performance Evaluation of Computer and Communication Systems. Milestones and Future Challenges*. Springer, 2011, pp. 227–239.
- [21] D. S. Sisodia, S. Verma, and O. P. Vyas, "A comparative analysis of browsing behavior of human visitors and automatic software agents," *American Journal of Systems and Software*, vol. 3, no. 2, pp. 31–35, 2015.
- [22] J. Kingman, *Poisson Processes*. John Wiley & Sons, Ltd, 2005. [Online]. Available: <http://dx.doi.org/10.1002/0470011815.b2a07042>
- [23] A. Clauset, C. R. Shalizi, and M. E. Newman, "Power-law distributions in empirical data," *SIAM review*, vol. 51, no. 4, pp. 661–703, 2009.
- [24] A. Agresti and D. B. Hitchcock, "Bayesian inference for categorical data analysis," *Statistical Methods & Applications*, vol. 14, no. 3, pp. 297–330, 2005.
- [25] L. Dietz, "Directed factor graph notation for generative models," *Max Planck Institute for Informatics, Tech. Rep*, 2010.
- [26] (2017) Bots vs browsers. [Online]. Available: <http://www.botsvsbrowsers.com/>
- [27] S. Podlipnig and L. Böszörményi, "A survey of web cache replacement strategies," *ACM Computing Surveys (CSUR)*, vol. 35, no. 4, pp. 374–398, 2003.
- [28] K.-Y. Wong, "Web cache replacement policies: a pragmatic approach," *IEEE Network*, vol. 20, no. 1, pp. 28–34, 2006.