

Estimating historic movement of a climatological variable from a pair of misaligned data sets*

Dibyendu Bhaumik [†] and Debasis Sengupta [‡]

Abstract

We consider in this paper the problem of estimating the mean function from a pair of paleoclimatic functional data sets, after one of them has been registered with the other. We show theoretically that registering one data set with respect to the other is the right way to formulate this problem, which is in contrast with estimation of the mean function in a “neutral” time scale that is preferred in the analysis of multiple sets of longitudinal growth data. Once this registration is done, the Nadaraya-Watson estimator of the mean function may be computed from the pooled data. We show that, if a consistent estimator of the time transformation is used for this registration, the above estimator of the mean function would be consistent under a few additional conditions. We study the potential change in asymptotic mean squared error of the estimator that may be possible because of the contribution of the time-transformed data set. After demonstrating through simulation that the additional data can lead to improved estimation in spite of estimation error in registration, we estimate the mean function of three pairs of paleoclimatic data sets. The analysis reveals some interesting aspects of the data sets and the estimation problem.

Keywords: Consistency, Functional data, Ice core data, Nadaraya-Watson estimator, Curve Registration, Structural Averaging

*[Technical report no. ASU/2017/17](#); Indian Statistical Institute, Kolkata, India;

[†]Corresponding Author; Assistant Adviser, Department of Statistics and Information Management, Reserve Bank of India, C9, 6th Floor, Bandra Kurla Complex, Bandra (East), Mumbai 400051, Maharashtra, India (e-mail: dbhaumik@rbi.org.in).

[‡]Professor, Applied Statistics Unit, Indian Statistical Institute, 203, Barrackpore Trunk Road, Kolkata 700108, West Bengal, India (e-mail: sdebasis@isical.ac.in).

1 Introduction

Paleoclimatic data on movement of atmospheric concentration of carbon dioxide with time, derived from ice-cores drilled at Lake Vostok and EPICA (The European Project for Ice Coring in Antarctica) Dome C of Antarctica (Petit et al., 1999; Lüthi et al., 2008), show remarkable similarity (see Fig. 1). The ups and downs of these curves are linked with different phases of the Earth’s paleoclimatic history. A more precise description of this movement should be possible by pooling of the two data sets for a combined estimate. However, due to distortion of the time scales arising from errors in radio isotope dating, the two data sets need to be aligned before they are pooled. Numerous techniques for registration are available in the literature, including shape invariant model based registration (Lawton et al., 1972; Kneip and Gasser, 1988; Kneip and Engel, 1995; Brumback and Lindstrom, 2004), functional principal component based registration (Silverman, 1995; Kneip and Ramsay, 2008), dynamic time warping (Wang and Gasser, 1997, 1999), continuous monotone registration (Ramsay and Li, 1998), registration by local regression (Kneip et al., 2000), maximum likelihood registration through parametric modeling of time transformation (Rønn, 2001; Gervini and Gasser, 2005), self-modelling registration (Gervini and Gasser, 2004), functional convex synchronization model based registration (Liu and Müller, 2004), pairwise curve synchronization (Tang and Müller, 2008), kernel-matched registration (Bhaumik et al., 2017) and so on. It may appear that estimation of the mean function is a rather trivial job, once the data have been aligned by one of the above techniques. We would show in this paper that there are some problems with the conventional wisdom in this matter and set up a clear path to consistent estimation.

A similar problem in the literature of growth curves has been solved by what is known as *structural averaging*. Suppose there are k sets of functional data $\{(t_{ij}, y_{ij}); j = 1 \dots n_i\}$, $i = 1 \dots k$ under the signal-plus-noise model,

$$y_{ij} = \mu(g_i(t_{ij})) + \epsilon_{ij}, \quad j = 1, \dots, n_i, \quad i = 1, \dots, k, \quad (1)$$

where μ is the function of interest, g_1, \dots, g_k are the time-warping functions for different individuals $i = 1, \dots, k$, and ϵ_{ij} ’s are additive errors. In the structural averaging approach, the obvious non-identifiability of the functions μ and g_1, \dots, g_k is resolved by imposing a symmetric and additive constraint such as the average of the g_i ’s (Wang and Gasser, 1997), or the average of the g_i^{-1} ’s (Gervini and Gasser, 2004), is the identity map. Once these functions are estimated under the symmetric constraint, they are used to bring the data to a common time-scale, so that the ‘central’ function μ can be estimated

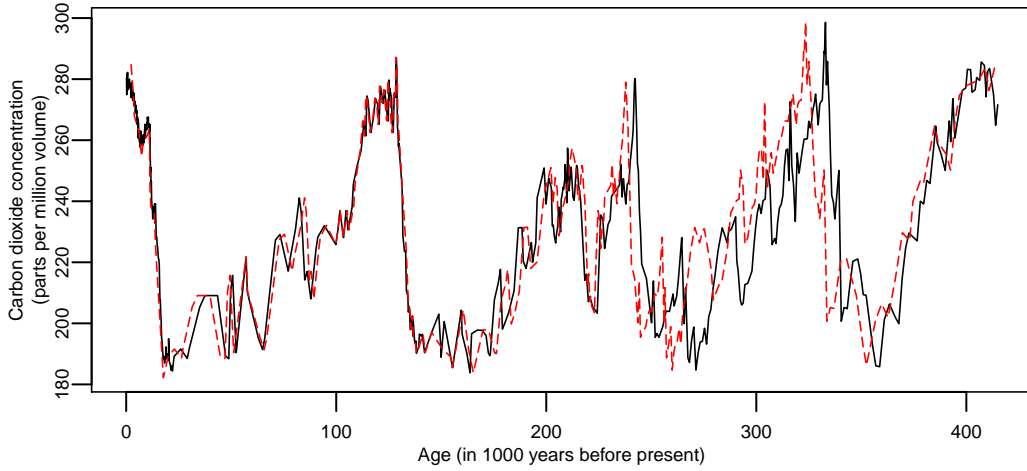


Figure 1: Atmospheric concentration of carbon dioxide derived from ice-cores at EPICA Dome C (solid line) and Lake Vostok (dashes) of Antarctica

from the pooled data. Functional data on many individuals is expected to produce a good estimator of the ‘central’ function.

In growth models, one typically allows individual-specific multipliers to the function μ (Gervini and Gasser, 2004), or even more general variations in μ (Lawton et al., 1972; Kneip and Gasser, 1988; Kneip and Engel, 1995), but that would be unnecessary for the paleoclimatic problem mentioned above. For the latter problem, replication is also difficult to obtain – not only for economic reasons, but also because of provisions of international treaties that prohibit intrusion in an ecologically sensitive area (Watts, 1992). Thus, one cannot expect k to be more than two or three.

In particular, when $k = 2$, a neutral time-scale for expressing a pooled estimate of the common function may be unnecessary. Instead, one can use the model

$$\begin{aligned} y_{1j} &= m(t_j) + \epsilon_{1j} & j &= 1, \dots, n_1, \\ y_{2j} &= m(g_0(s_j)) + \epsilon_{2j} & j &= 1, \dots, n_2, \end{aligned} \quad (2)$$

where m is the underlying mean function, expressed in the time-scale of the first data set, and g_0 is the time transformation function that warps the time-scale of the second data set into that of the first. The task of estimating the function m from the above model may appear to be a special case of an already solved problem, since (2) is apparently a simplified form of (1), under the asymmetric constraint $g_1(t) = t$. Moreover, this looks like a poorer

formulation of the registration problem, as there is no reason why the time-scale of one data set should be preferred over that of the other one. However, we show in Section 2 that for $k = 2$, the model (1) under a symmetric and additive constraint is more restrictive than the model (2). In particular, (1) implies (2) with $m = \mu \circ g_1$ and $g_0 = g_1^{-1} \circ g_2$, but (2) does not imply the existence of a pair of functions g_1 and g_2 , satisfying a symmetric and additive constraint, so that (1) may hold.

In view of this annoying result, use of structural averaging in the present case (i.e., when $k = 2$) is seen to be laden with an unnecessary restriction. If this restriction has to be avoided, the only available choice seems to be to warp the time-scales of any one of the data sets for aligning it with the other. Once this choice is made, the common function may be estimated through kernel smoothing of the pooled data, after substituting the function g_0 with a consistent estimator. We show in this paper that, under appropriate conditions, the resulting estimator of m would be consistent.

2 Limitations of the Constraint of Symmetry

Suppose the model (1) for $k = 2$ holds for some location function μ and strictly increasing time-warping functions g_1 and g_2 such that $\frac{1}{2}(g_1(t) + g_2(t)) = t$. This model can be easily expressed as the model (2) with $m(t) = \mu \circ g_1(t)$ and $g_0(t) = g_1^{-1} \circ g_2(t)$. The same conclusion holds when the constraint is $\frac{1}{2}(g_1^{-1}(t) + g_2^{-1}(t)) = t$.

Now suppose we have two sets of functional data satisfying the model (2), for some continuous and strictly increasing function g_0 . We have to determine whether the data sets can also be said to follow the model (1) for some functions g_1 and g_2 such that $\frac{1}{2}(g_1(t) + g_2(t)) = t$, and if so, whether they are unique. We start by showing that if there is a suitable pair of warping functions g_1 and g_2 , there can be no other choice.

Theorem 2.1 *Suppose g_0 is a continuous and strictly increasing function with domain $[c, d]$ (for $c < d$) and range $[a, b]$ (for $a < b$) such that $[a, b] \cap [c, d]$ includes a non-empty open interval, and $g_0(t) = t$ for some t in $[a, b] \cap [c, d]$. If there exists an interval $[\alpha, \beta] \subseteq [a, b] \cap [c, d]$ and a pair of continuous and strictly increasing functions $g_1 : [a, b] \rightarrow [\alpha, \beta]$ and $g_2 : [c, d] \rightarrow [\alpha, \beta]$ such that for all $t \in [a, b] \cap [c, d]$,*

$$(a) \quad g_0(t) = g_1^{-1} \circ g_2(t),$$

$$(b) \quad \frac{1}{2}(g_1(t) + g_2(t)) = t$$

then the pair of functions g_1 and g_2 is unique.

The next theorem shows that, for a given g_0 , existence of a pair of functions g_1 and g_2 satisfying conditions (a) and (b) of Theorem 2.1 is not guaranteed.

Theorem 2.2 *Suppose*

$$g_0(t) = \begin{cases} \frac{1-r(1-t_0)}{t_0}t, & t \in [0, t_0) \\ 1 - r(1 - t), & t \in [t_0, 1]. \end{cases}$$

Then there is no pair of continuous and strictly increasing functions $g_1 : [0, 1] \rightarrow [0, 1]$ and $g_2 : [0, 1] \rightarrow [0, 1]$ such that the conditions (a) $g_0(t) = g_1^{-1} \circ g_2(t)$ and (b) $\frac{1}{2}(g_1(t) + g_2(t)) = t$ hold for all t in $[0, 1]$.

The preceding theorem can be readily generalized to a piecewise linear map g_0 from domain $[c, d]$ to $[c, d]$, for any c and d with $c < d$. Further, for any $g_0(t)$ that intersects t a few times, any candidate pair of functions g_1 and g_2 have to pass through these points of intersection. Therefore, the issue of existence of g_1 and g_2 has to be addressed separately for each interval in between consecutive crossings. If g_0 is piecewise linear, consisting of two lines in between any pair consecutive crossings, Theorem 2.2 implies that there can be no suitable g_1 and g_2 for that segment.

Thus, existence of appropriate g_1 and g_2 is ruled out for a vast class of functions g_0 . In other words, Theorem 2.2 indicates a general weakness of the model (1) under the symmetric constraint $\frac{1}{2}(g_1(t) + g_2(t)) = t$, rather than existence of a pathological counterexample.

The model (1) has the same weakness under the alternative symmetric constraint $\frac{1}{2}(g_1^{-1}(t) + g_2^{-1}(t)) = t$. This is because Theorem 2.2 can be easily adapted to the replacement of condition (b) by this constraint.

There is a peculiar consequence of this limitation to inference. If the model (2) holds with some g_0 that happens to be piecewise linear (with two pieces) in between two crossings of $g_0(t)$ with t , then it would be impossible to get any pair of g_1 and g_2 under model (1) (with a symmetric and additive constraint) that would be commensurate with that g_0 . In such a case, if one incorrectly assumes model (1) but ‘estimates’ g_1 and g_2 under a symmetric and additive constraint, then the implied estimator of g_0 , obtained by substitution of these estimators in $g_1^{-1} \circ g_2$, would have an unduly restrictive form. Since the true function g_0 does not have this form, the estimator would be biased and inconsistent.

In summary, insistence on a neutral time scale for expressing the main function of interest can bring in an unnecessary constraint on the underlying warping function that relates the time scale of one data set to that of the other. It can also lead to avoidable bias in an estimator of this function.

Given these limitations of the model (1), it makes sense for us to bypass it and instead focus on the model (2).

3 Estimation of Mean Function

Let us define, for a given time transformation g , the real-valued function $m_{n,g}$ on the real line by

$$m_{n,g}(t) = \frac{\frac{1}{nh} \left\{ \sum_{i=1}^{n_1} K \left(\frac{t-t_i}{h_n} \right) y_{1i} + \sum_{j=1}^{n_2} K \left(\frac{t-g(s_j)}{h_n} \right) y_{2j} \right\}}{\frac{1}{nh} \left\{ \sum_{i=1}^{n_1} K \left(\frac{t-t_i}{h_n} \right) + \sum_{j=1}^{n_2} K \left(\frac{t-g(s_j)}{h_n} \right) \right\}}, \quad (3)$$

where K is a kernel function, h_n is the kernel bandwidth and $n = n_1 + n_2$. Note that $m_{n,g_0}(t)$ is in fact the Nadaraya-Watson regression estimator of $m(t)$ based on the pooled data set, where time-values of the second data set are correctly re-warped by the transformation g_0 . As g_0 is not known, a natural estimator of $m(t)$ would be

$$m_{n,\hat{g}_n}(t) = m_{n,g}(t) \Big|_{g=\hat{g}_n}, \quad (4)$$

where \hat{g}_n is an estimator of g_0 . We establish in Section 4 that if \hat{g}_n is consistent, then m_{n,\hat{g}_n} would be consistent too, under appropriate conditions. We use the hypothetical estimator m_{n,g_0} to investigate the extent to which the performance of the Nadaraya-Watson estimator based on the first data set can be improved by making use of the second data set. In Section 5, we suggest ways of computing the standard error of m_{n,\hat{g}_n} and checking whether the second data set improves estimation. We study the performance of m_{n,\hat{g}_n} through simulations in Section 6, with m_{n,g_0} and the Nadaraya-Watson estimator based on the first data set used as benchmarks. We analyse three sets of paleoclimatic data in Section 7 and provide some concluding remarks in Section 8.

4 Large sample results

4.1 Consistency of the proposed estimator

Let the errors $\{\epsilon_{1i}; i = 1, \dots, n_1\}$ and $\{\epsilon_{2j}; j = 1, \dots, n_2\}$ and the time points $\{t_i; i = 1, \dots, n_1\}$ and $\{s_j; j = 1, \dots, n_2\}$ in model (2) be mutually independent

sets of samples from the probability density functions f_{ϵ_1} , f_{ϵ_2} , f_1 and f_2 having supports over $(-\infty, \infty)$, $(-\infty, \infty)$, $[a, b]$ (for $a < b$) and $[c, d]$ (for $c < d$), respectively. Let f_{ϵ_1} and f_{ϵ_2} have mean 0 and variances $\sigma_{\epsilon_1}^2$ and $\sigma_{\epsilon_2}^2$, respectively.

Suppose we have two sets of data following the model (2). It is possible that some points in the second data set are mapped by g_0 beyond the interval $[a, b]$. Since the first data set contains no information in this region, there is no basis for guessing the function g_0 there. In other words, g_0 can be meaningfully estimated only where it takes values in the interval $[a, b]$. Therefore, we would seek to establish consistency of the estimator m_{n, \hat{g}_n} only over the interior of the interval $[a, b]$.

We can treat the right hand side of (3) as a functional of g for given t , and denote it by $M_{n,t}(g)$. Our first Theorem states the point-wise convergence of the functional $M_{n,t}$ on a suitable class of functions \mathbb{G} .

Theorem 4.1 *Suppose the following assumptions hold in respect of the model (2) and the functional $M_{n,t}$ defined above.*

A1 *The densities f_1 and f_2 are continuous, bounded and positive valued over the interior of their support.*

A2 *The mean function $m : \mathbb{R} \rightarrow \mathbb{R}$ is continuous and bounded.*

A3 *The map $g_0 : \mathbb{R} \rightarrow \mathbb{R}$ is strictly increasing and continuously differentiable.*

A4 *The kernel K is a continuous and bounded probability density function, which is symmetric about zero.*

A5 *$h_n \rightarrow 0$, $nh_n \rightarrow \infty$, and $n_1/n \rightarrow \xi$ as $n \rightarrow \infty$ where $\xi \in (0, 1)$.*

Let \mathbb{G} be the class of all strictly increasing and continuously differentiable functions g defined over \mathbb{R} . Then, for any function $g \in \mathbb{G}$ and $t \in (a, b)$, $M_{n,t}(g) \xrightarrow{P} M_t(g)$ as $n \rightarrow \infty$, where

$$M_t(g) = \frac{\xi m(t) f_1(t) + (1 - \xi) m \circ g_0 \circ g^{-1}(t) f_2 \circ g^{-1}(t) (g^{-1})'(t)}{f_g(t)}, \quad (5)$$

and $f_g(t) = \xi f_1(t) + (1 - \xi) f_2 \circ g^{-1}(t) (g^{-1})'(t)$.

Since $M_t(g_0) = m(t)$, it looks plausible that the above theorem would lead to the consistency of a plug-in estimator obtained from $M_{n,t}(g)$. Before we get there, we need to establish the uniform convergence of $M_{n,t}$, which has to happen within a compact subset of \mathbb{G} . Let us define the metric $\Delta(g_1, g_2) = \sup_t |g_1(t) - g_2(t)|$, for $g_1, g_2 \in \mathbb{G}$.

Theorem 4.2 *Let \mathbb{G}_0 be a compact subset of \mathbb{G} (defined in Theorem 4.1) in the metric space (\mathbb{G}, Δ) such that it includes g_0 and inverse functions of its members have second order derivative uniformly bounded across \mathbb{G}_0 . Then, under Assumptions A1, A2, A3, A5 and the additional assumption*

A4* *The kernel K in (3) is a probability density function, which is symmetric about zero, continuous, bounded, bounded away from zero on a given closed interval, and has bounded first order derivative,*

we have, for any $t \in (a, b)$,

$$\sup_{g \in \mathbb{G}} |M_{n,t}(g) - M_t(g)| \xrightarrow{P} 0 \quad \text{as } n \rightarrow \infty.$$

Assumption A4* is satisfied by e.g., Gaussian Kernel.

Finally, we establish the consistency of a plug-in estimator in the next theorem.

Theorem 4.3 *Suppose \hat{g}_n is an estimator of g_0 , which belongs to a compact set \mathbb{G}_0 as stated in Theorem 4.2. Then, under the Assumptions A1, A2, A3, A4*, A5 and appropriate additional conditions for ensuring consistency of \hat{g}_n , the estimator $m_{n,\hat{g}_n}(t)$ defined in (4) converges in probability to $m(t)$ as $n \rightarrow \infty$ for all $t \in (a, b)$.*

In the literature of curve registration, there are several estimators of g_0 that are consistent under various conditions. The additional requirement of Theorem 4.3, namely that \hat{g}_n should belong to \mathbb{G}_0 , has to be verified separately for each estimator \hat{g}_n and each compact set \mathbb{G}_0 . The Kernel-matched registration method (Bhaumik et al., 2017) is particularly suited to this device, as it produces a consistent estimator \hat{g}_n chosen within any given compact subset of \mathbb{G} . As long as the conditions for consistency of the estimator hold, no further verification is necessary.

4.2 Potential improvement in performance due to additional data

As far as estimation of m in (2) is concerned, the idea of pooling the second data set with the first one stems from the expectation that more data would naturally lead to a better estimator. Let us examine if this really happens.

The bias and the variance of the proposed plug-in estimator $m_{n,\hat{g}_n}(t)$ in (4) would depend on the choice of the plug-in estimator \hat{g}_n of g_0 . Instead of analyzing the performance of any particular estimator, we can consider the hypothetical estimator $m_{n,g_0}(t)$, which would be the appropriate choice

if g_0 had been known. If this estimator performs better than the Nadaraya-Watson estimator based on the first data set alone, then that would indicate the potential for improvement from the additional data. The issue is non-trivial, as it is not merely a matter of larger sample size. Even when g_0 is known, the model (2) has possibly different distributions of measurement errors and sampling times for the two sets of data, which sets it apart from the usual set-up used for analyzing the Nadaraya-Watson estimator.

The next theorem gives the expression of mean squared error (MSE) of m_{n,g_0} .

Theorem 4.4 *Suppose the following assumptions hold in respect of model (2) and the function (3).*

A1' *The densities f_1 and f_2 in model (2) have continuous second order derivatives and supports of f_{ϵ_1} and f_{ϵ_2} are bounded.*

A2' *The mean function $m : \mathbb{R} \rightarrow \mathbb{R}$ is bounded with continuous second order derivative.*

A3' *The map $g_0 : \mathbb{R} \rightarrow \mathbb{R}$ is strictly increasing and has continuous third order derivative.*

A4' *Kernel K is a continuous and compactly supported probability density function that is symmetric about zero.*

A5' *$h_n \rightarrow 0$, $nh_n \rightarrow \infty$, as $n \rightarrow \infty$ and $n_1/n = \xi + o(h)$ where $\xi \in (0, 1)$.*

Then for every $t \in (a, b)$,

$$\begin{aligned} \text{MSE}(m_{n,g_0}(t)) &= \frac{\xi f_1(t) \sigma_{\epsilon_1}^2 + (1 - \xi) f_2 \circ g_0^{-1}(t) (g_0^{-1})'(t) \sigma_{\epsilon_2}^2}{nh_n} \times \frac{\|K\|_2^2}{f_{g_0}^2(t)} \\ &\quad + \frac{h_n^4}{4} \left[m''(t) + \frac{2m'(t)f'_{g_0}(t)}{f_{g_0}(t)} \right]^2 \mu_2^2(K) + o\left(h_n^4 + \frac{1}{nh_n}\right), \end{aligned} \quad (6)$$

where $f_{g_0}(t) = \xi f_1(t) + (1 - \xi) f_2 \circ g_0^{-1}(t) (g_0^{-1})'(t)$,

$$\|K\|_2^2 = \int_{-\infty}^{\infty} K^2(s) ds, \quad \text{and} \quad \mu_2(K) = \int_{-\infty}^{\infty} s^2 K(s) ds.$$

When $n_2 = 0$, the first term in the expression of the MSE simplifies to $\frac{1}{n_1 h_{n_1}} \sigma_{\epsilon_1}^2 \|K\|_2^2 / f_1(t)$, which coincides with the leading term in the expression of variance of the Nadaraya-Watson estimator based only on the first sample

(Collomb, 1977a). The ratio of this term (in the general case) to its value in the special case of $n_2 = 0$ simplifies to

$$\frac{n_1 h_{n_1}}{\xi n h_n} \times \frac{1 + \frac{(1-\xi)f_2 \circ g_0^{-1}(t)(g_0^{-1})'(t)}{\xi f_1(t)} \times \frac{\sigma_{\epsilon_2}^2}{\sigma_{\epsilon_1}^2}}{\left(1 + \frac{(1-\xi)f_2 \circ g_0^{-1}(t)(g_0^{-1})'(t)}{\xi f_1(t)}\right)^2}. \quad (7)$$

Under Assumption A5', the limiting value of the first factor in (7) is the limiting value of h_{n_1}/h_n . In particular, if the bandwidth is chosen to be inversely proportional to one-fifth power of the sample size (Härdle, 1990), this factor goes to $\xi^{-1/5}$. The value of the second factor depends on t . If $\sigma_{\epsilon_2}^2$ is less than $2\sigma_{\epsilon_1}^2$, this factor can be shown to have value in between 0 (when $\frac{\xi f_1(t)}{(1-\xi)f_2 \circ g_0^{-1}(t)(g_0^{-1})'(t)}$ is close to 0) and 1 (when $\frac{(1-\xi)f_2 \circ g_0^{-1}(t)(g_0^{-1})'(t)}{\xi f_1(t)}$ is close to 0). If $\sigma_{\epsilon_2}^2$ is greater than $2\sigma_{\epsilon_1}^2$, this factor can be larger than 1 (but less than $\frac{\sigma_{\epsilon_2}^4}{\sigma_{\epsilon_1}^2(\sigma_{\epsilon_2}^2 - 2\sigma_{\epsilon_1}^2)}$) in areas where $(1-\xi)f_2 \circ g_0^{-1}(t)(g_0^{-1})'(t)$ is smaller than $(\frac{\sigma_{\epsilon_2}^2}{\sigma_{\epsilon_1}^2} - 2)\xi f_1(t)$, i.e., where the second data set is likely to be sparse.

The second term in the expression (6) simplifies in the special case $n_2 = 0$ to

$$\frac{h_{n_1}^4}{4} \left[m''(t) + \frac{2m'(t)f_1'(t)}{f_1(t)} \right]^2 \mu_2^2(K),$$

which coincides with the square of the leading term in the expression of bias of the Nadaraya-Watson estimator based only on the first sample (Collomb, 1977a,b). The ratio of the second term to its value in the special case $n_2 = 0$ is

$$\frac{h_n^4}{h_{n_1}^4} \times \frac{[m''(t) + 2m'(t)\frac{d}{dt} \log f_{g_0}(t)]^2}{[m''(t) + 2m'(t)\frac{d}{dt} \log f_1(t)]^2}. \quad (8)$$

The density f_{g_0} is a mixture of f_1 and a time-transformed version of f_2 . If this mixture density happens to have less sharp peaks than that of f_1 , the term added to m'' in the numerator of the second factor of (8) would be smaller in magnitude than the corresponding term in the denominator. In that case, the extremes of the numerator would be less pronounced than that of the denominator. The limiting value of the first factor, if the bandwidth is chosen as inversely proportional to one-fifth power of the sample size (Härdle, 1990) and Assumption A5' holds, would be $\xi^{4/5}$, which is less than 1. Thus, the first factor has a shrinking effect on the ratio (8). The larger the sample size of the second data set, the smaller would be the presumed value of ξ , and greater the shrinking effect.

The remainder term in the expression (6) is of the same order as that of the Nadaraya-Watson estimator (Schimek, 2000).

5 Some practical issues

5.1 Standard error of estimator

The proposed estimator $m_{n,\hat{g}_n}(t)$ given in (4) is fully specified only after \hat{g}_n is chosen. Therefore, we suggest here a model-based bootstrap approach for estimating the variance of $m_{n,\hat{g}_n}(t)$, which would work irrespective of the method of estimating g_0 . The basis of such a bootstrap scheme would be the model (2), with the functions g_0 and m , as well as the underlying distributions replaced by suitable estimates. For estimation of m , one can use m_{n,\hat{g}_n} where \hat{g}_n is the consistent estimator of g_0 . In order to avoid ties in the resampled times, one can draw samples from kernel density estimators of f_1 and f_2 , and adopt the same strategy for drawing samples from estimated f_{ϵ_1} and f_{ϵ_2} , by using the residuals in the two samples as proxies of the respective model errors. One can use these bootstrap estimates to obtain not only the pointwise standard errors, but also confidence intervals and confidence bands.

5.2 Usefulness of second data set

In order to judge whether the second data set has indeed led to an improved estimator of the mean function m in the time scale of the first data set, one may use the average of leave-one-out cross-validation squared prediction errors. Specifically, in the case of the pooled data set, the warping function g_0 has to be re-estimated after the deletion of every single observation from either data set. If the value of the cross-validation criterion for the pooled data set is smaller than its value for the first data set, then it may be concluded that the second data set has been useful.

6 Simulation of Performance

In order to study the possible improvement in estimation of the mean function from the use of an additional dataset, we consider the estimators $m_{n,\hat{g}_n}(t)$ given in (4) and the Nadaraya-Watson regression estimator for the first data set (denoted here by $m_{nw}(t)$). As a benchmark we also compare these estimators with the hypothetical estimator $m_{n,g_0}(t)$ based on the correct transformation g_0 . The version of the estimator $m_{n,\hat{g}_n}(t)$ used in this study is

based on the kernel-matched regression estimator of the warping function

$$\hat{g}_n = \arg \max_{g \in \mathbb{G}_0} \left\{ \frac{\frac{1}{n_1 n_2} \sum_{i=1}^{n_1} \sum_{j=1}^{n_2} \frac{1}{h_t} K_1 \left(\frac{t_i - g(s_j)}{h_t} \right) \frac{1}{h_y} K_2 \left(\frac{y_{1i} - y_{2j}}{h_y} \right)}{\frac{1}{n_1 n_2} \sum_{i=1}^{n_1} \sum_{j=1}^{n_2} \frac{1}{h_t} K_1 \left(\frac{t_i - g(s_j)}{h_t} \right)} \right\}, \quad (9)$$

proposed by (Bhaumik et al., 2017), where \mathbb{G}_0 is the vector space generated by linear B-spline basis functions with equidistant knot points.

The mean function chosen for the simulation is shown in Figure 2. This function is similar to the apparent movement of the carbon dioxide data series analysed in the next section. The first data set was obtained from the first equation of model (2) with 500 time samples chosen from the uniform distribution over the time range $[0, 415]$ and the additive errors were normal with mean zero and standard deviation equal to 10 per cent of the the empirical standard deviation of the $m(t_j)$'s. The time transformation function used to define the time scale of the second data set was:

$$g_0(t) = t + 0.05t \sin \left(\frac{4\pi t}{415} \right), \quad 0 \leq t \leq 415. \quad (10)$$

The density of the time samples of the second data set was chosen as,

$$f_2(t) = \frac{t/415 + \frac{1}{2}}{415}, \quad 0 \leq t \leq 415,$$

and the distribution of the additive error was chosen as in the first data set. The size of the second data set was also 500. Note that the chosen g_0 is not a member of the search space of the estimator, described above.

Following the prescription given in Bhaumik et al. (2017), a total of 30 equidistant knot points were chosen for estimation of g_0 , Gaussian kernels were used in (9), h_t was chosen as half of the average horizontal separation between successive observations of the lesser dense data set and h_y was chosen as 10 per cent of the combined range of the y -values of the two data sets. Following the computations in Bhaumik et al. (2017), the optimization in (9) was done through multiple rounds of sequential grid search of the coefficients, arranged in their natural order (from left to right). The iterations for g were started with the identity map. The Gaussian kernel truncated at ± 8 was used in (4), while its bandwidth h_n was chosen by the method of leave-one-out cross validation.

The average pointwise bias, standard deviation and mean squared error of the three estimators, based on 1000 simulation runs, are shown in Figure 3.

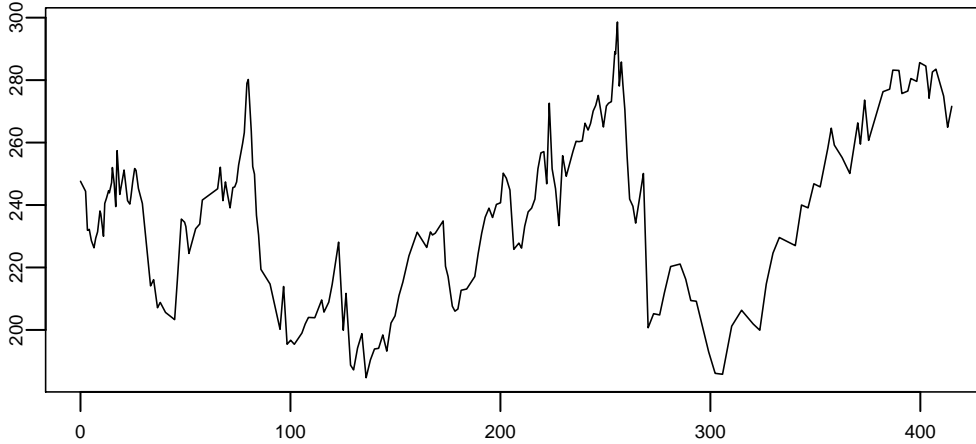


Figure 2: The mean function chosen for the simulation exercise

Table 1: Some descriptive statistics of the data sets

Data	Data set 1: EPICA Dome C		Data set 2: Vostok	
	Size	Range (Y-Value)	Size	Range (Y-Value)
Carbon dioxide	537	183.8-298.6	283	182.2-298.7
Methane	1,545	342-907	457	318-773
Temp. deviations	5,028	(-)10.58-5.46	3,310	(-)9.39-3.23

The variance of the hypothetical estimator $m_{n,g_0}(t)$ is smaller towards the right side of the time axis. This pattern is anticipated from the discussion of section 4.2, as the second data set has higher data density towards the right. The same pattern is seen in the pointwise standard deviation of $m_{n,\hat{g}_n}(t)$. Overall, the proposed estimator $m_{n,\hat{g}_n}(t)$ has better performance than $m_{nw}(t)$ in all respects. A summary of the performances is captured by the integrated mean squared errors of $m_{nw}(t)$, $m_{n,\hat{g}_n}(t)$ and $m_{n,g_0}(t)$, which turned out to be 8.2, 6.1 and 3.8, respectively. Thus, the proposed estimator is able to exploit information from the second data set for improved estimation, although there is some loss incurred for not knowing the true transformation function.

Figure 4 shows the simulated standard deviation of the estimated mean function, computed from 1000 runs, together with five examples of bootstrap estimates of the same (for the first five runs), each computed from 1000 resamples. The bootstrap estimates appear to be in line with the simulated pointwise standard error.

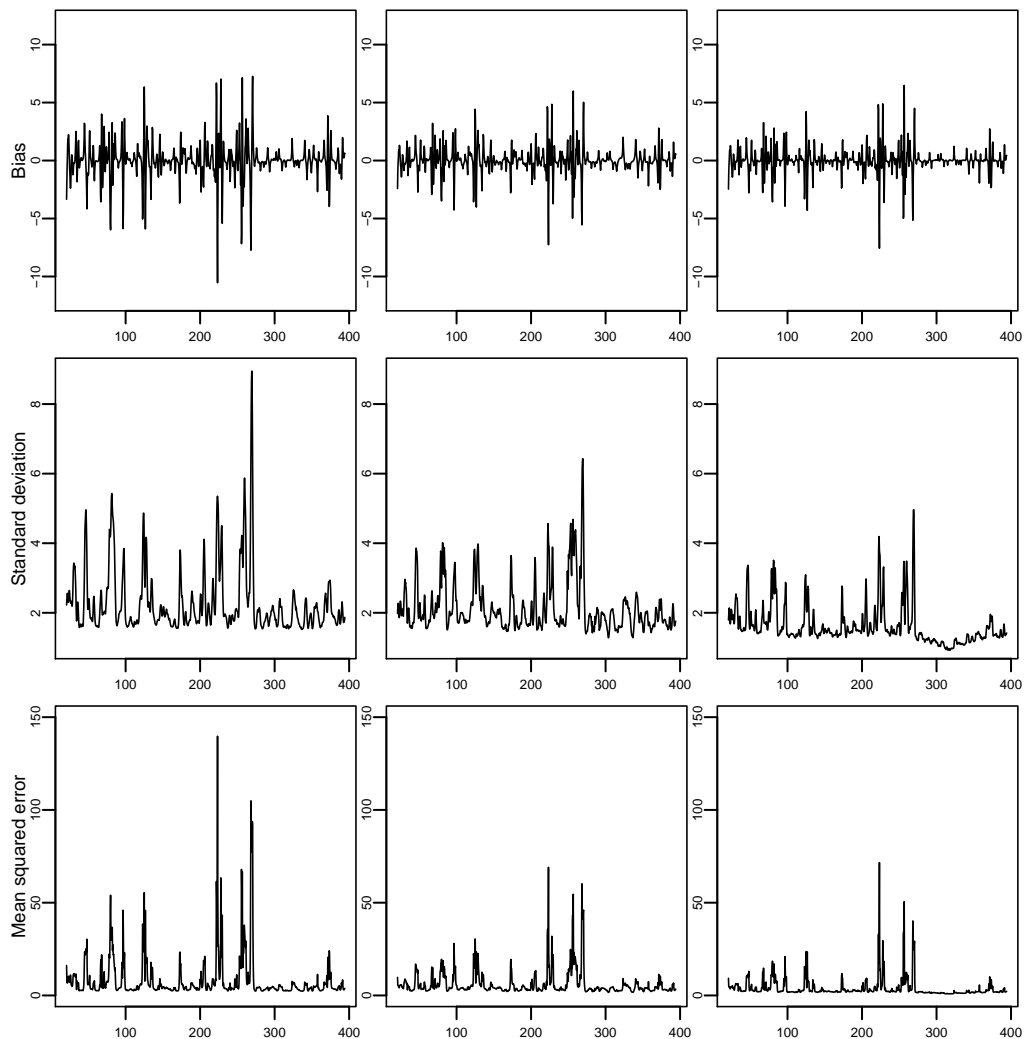


Figure 3: Simulated point-wise bias (first row), standard deviation (second row) and mean squared error (last row) of the estimates of mean function by $m_{n_w}(t)$ (first column), $m_{n,\hat{g}_n}(t)$ (second column) and $m_{n,g_0}(t)$ (last column)

7 Analysis of ice core data

We now return to the pleoclimatic data mentioned at the beginning of the paper. The data, gathered from ice cores collected at EPICA Dome C and over Lake Vostok in Antarctica, consist of (i) carbon dioxide (Lüthi et al., 2008; Petit et al., 1999), (ii) methane (Louergue et al., 2008; Petit et al., 1999) and (iii) average annual temperature deviation (Jouzel et al., 2007;

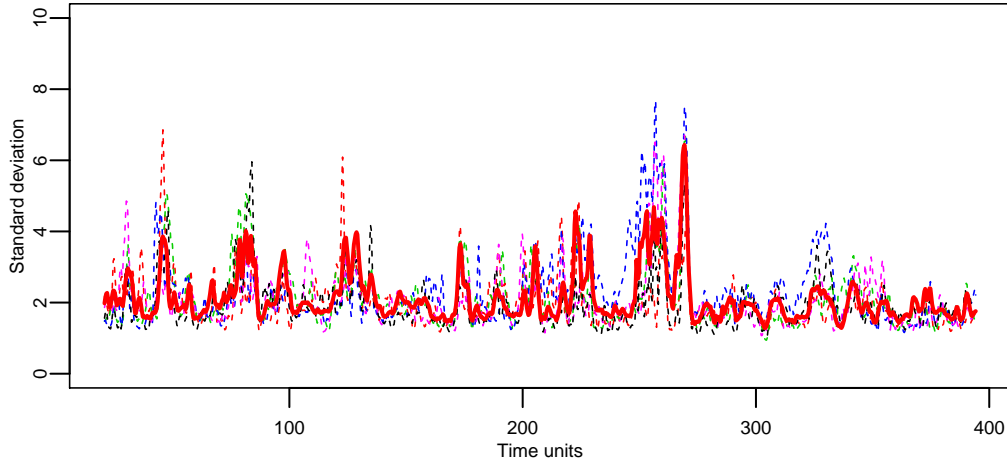


Figure 4: Bootstrap estimates of standard deviation of the estimated mean function by kernel-matched registration from five different simulation runs (dashes), with the empirical standard deviation obtained from 1000 simulation runs (thick solid line)

Petit et al., 1999) at different times measured in thousand years before present (YBP). Table 1 gives the summary of these variables in the two data sets. We chose the data sets from EPICA Dome C and Lake Vostok as the first and the second data sets, respectively, in (2).

This choice was based on the fact that the data density of all the three series is higher at EPICA Dome C. The parameters of the estimators were chosen as in previous section. The overlaid plots of the proposed estimate $m_{n,\hat{g}_n}(t)$ and the Nadaraya-Watson estimate $m_{nw}(t)$ of the mean functions of the three data sets are shown in Figure 5. For the carbon dioxide data set, the peaks and valleys of the pooled estimate are sharper. Thus, the combined data indicate a slightly wider range of historic variation in this variable than the range suggested by the EPICA Dome C data alone. There is not much difference in the range of values of the two estimates of the mean function of the methane data. In contrast, the pooled estimate has smaller range of variation in the case of temperature deviation data. The likely reason for this is the discrepancy between the two sets of temperature data.

In order to determine whether the Lake Vostok data, after being registered and pooled with the EPICA dome C data, improve the estimation of the mean function, we computed the average of leave-one-out cross-validation squared prediction errors, described in Section 5.2. The computed values of

this metric, with and without the Lake Vostok data, on the three variables are reported in Table 2. It is found that the use of the Lake Vostok data appears to improve estimation in the case of carbon dioxide, but not in the cases of methane and temperature. This may have happened because of discrepancy between the unaligned data sets plotted in the top rows of Figures 7-9 of Bhaumik et al. (2017), which is higher in the cases of methane and temperature.

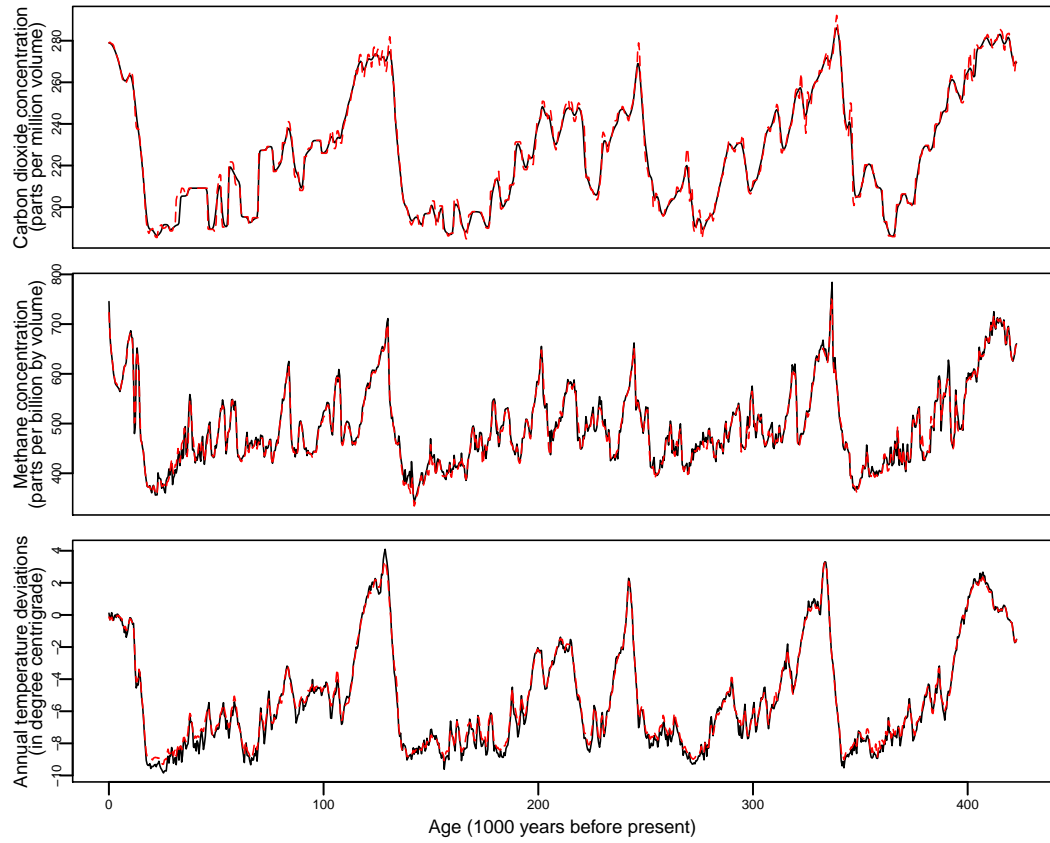


Figure 5: The overlaid plots of $m_{n, \hat{g}_n}(t)$ (dashes) and $m_{nw}(t)$ (dots) of the mean functions for the data sets on (a) carbon dioxide (top), (b) methane (middle) and (c) temperature deviations (bottom)

Table 2: Average of leave-one-out cross-validation squared prediction errors of estimated mean functions of three variables

	EPICA Dome C data only	EPICA Dome C data pooled with aligned Lake Vostok data
Atmospheric concentration of carbon dioxide	38.2	18.1
Atmospheric concentration of methane	341.9	571.9
Average annual temperature deviation	0.3260	0.4374

8 Concluding remarks

We have shown in this paper how two sets of paleoclimatic functional data can be pooled, after registration, for consistent and improved estimation of the mean function. Analysis of the three pairs of data sets from EPICA Dome C and Lake Vostok has revealed some interesting departures resulting from the contributions of the smaller (Lake Vostok) data set.

Even though the collection of paleoclimatic data from ice core experiments is very expensive, there are some shorter data sets on similar variables (see e.g. Blunier et al. (1995), Anklin et al. (1997), Smith et al. (1997), Brook et al. (1996) and so on). Assuming that there would ever be only a handful of such data sets, structural averaging is not an option for estimation of the mean function, for reasons explained in Section 2. One can register all the data sets with respect to one of them, possibly the one having the largest data density. The theorems presented in Section 4.1 should be extendable to more than two data sets, eventually leading to the consistency of a pooled estimator.

A Appendix: Proofs of theoretical results

Proof of Theorem 2.1. For contradiction, let g_1^* and g_2^* be an alternative pair of functions sharing all the properties of g_1 and g_2 . The function $f = g_1 - g_1^*$ satisfies the identity

$$\begin{aligned}
 f \circ g_0(t) + f(t) &= g_1 \circ g_0(t) - g_1^* \circ g_0(t) + g_1(t) - g_1^*(t) \\
 &= [2t - g_1(t)] - [2t - g_1^*(t)] + g_1(t) - g_1^*(t) \\
 &= 0
 \end{aligned} \tag{11}$$

for $t, g_0(t)$ lying in the interval $[a, b] \cap [c, d]$.

Let $u_0 \in [a, b] \cap [c, d]$ be such that $g_1(u_0) \neq g_1^*(u_0)$. Note that $g_0(u_0)$ has to be different from u_0 (otherwise $g_1(u_0)$, $g_2(u_0)$, $g_1^*(u_0)$ and $g_2^*(u_0)$ would all coincide with u_0). The monotonicity of g_0 implies that the graph of $g_0(t)$ does not intersect that of t anywhere in the points u_0 and $g_0(u_0)$ on the real line, whichever happens to be to the right of the other. Suppose

$$\begin{aligned} S_l &= \{t \in [a, b] \cap [c, d] : t < g_0(u_0), g_0(t) = t\}, \\ S_u &= \{t \in [a, b] \cap [c, d] : t > u_0, g_0(t) = t\}. \end{aligned}$$

At least one of the sets S_l and S_u is non-empty, because their union includes at least one point, where the graph of $g_0(t)$ intersects that of t (according to the form of g_0 hypothesized in the theorem). As argued above, g_1 and g_1^* must coincide over $S_l \cup S_u$.

Case I: S_l is non-empty. Define $t_l = \sup S_l$. If $g_0(u_0) < u_0$, then $u_0, g_0(u_0), g_0 \circ g_0(u_0), \dots$ is a decreasing sequence bounded from below by t_l , and should converge to t_l . If $g_0(u_0) > u_0$, then $u_0, g_0^{-1}(u_0), g_0^{-1}(g_0^{-1}(u_0)), \dots$ is a decreasing sequence bounded from below by t_l , and should converge to t_l . In either case, let us denote the convergent sequence by u_0, u_1, u_2, \dots and note from (11) that $f(u_i) = (-1)^i f(u_0)$. However, by continuity of f (which follows from the continuity of g_1 and g_1^*), this alternating sequence should converge to $f(t_l)$, which is equal to 0. Therefore, $f(u_0) = 0$.

Case II: S_l is empty, but S_u is non-empty. Define $t_u = \inf S_u$. If $g_0(u_0) > u_0$, then $u_0, g_0(u_0), g_0 \circ g_0(u_0), \dots$ is an increasing sequence bounded from above by t_u , and should converge to t_u . If $g_0(u_0) < u_0$, then $u_0, g_0^{-1}(u_0), g_0^{-1} \circ g_0^{-1}(u_0), \dots$ is an increasing sequence bounded from above by t_u , and should converge to t_u . In either case, let us denote the convergent sequence by u_0, u_1, u_2, \dots and note from (11) that $f(u_i) = (-1)^i f(u_0)$. However, by continuity of f , this alternating sequence should converge to $f(t_u)$, which is equal to 0. Therefore, $f(u_0) = 0$.

Proof of Theorem 2.2. Define $g_1, g_2 : [t_0, 1] \rightarrow [0, 1]$ as

$$\begin{aligned} g_1(t) &= 1 - \frac{2(1-t)}{1+r}, \\ g_2(t) &= 1 - \frac{2r(1-t)}{1+r}. \end{aligned}$$

It is easy to see that the requisite identities (a) and (b) hold over $[t_0, 1]$. By Theorem 2.1, this pair of functions would be the unique solution, had the problem been restricted to the interval $[t_0, 1]$.

Now suppose, for contradiction, g_1 and g_2 exist in the requisite form over the entire interval $[0,1]$. Since the requisite functional identities must hold over the sub-interval $[t_0, 1]$ also, the requisite functions g_1 and g_2 must be extensions of the functions defined above.

Suppose, for $n \geq 1$, $t_n = g_0^{-1}(t_{n-1})$, i.e., $t_n = v^n t_0$ with $v = [1 - r(1 - t_0)]/t_0$. Since $v < 1$, this sequence of points lie in the interval $[0, t_0)$ and converges to 0 as $n \rightarrow \infty$. Even though we have not defined g_1 and g_2 over $[0, t_0)$, we can define them at these points by making use of the functional identities. In particular,

$$\begin{aligned} g_1(t_n) &= 2t_n - g_2(t_n) = 2t_n - g_1 \circ g_0(t_n) \\ &= 2t_n - g_1(t_{n-1}) = 2t_n - 2t_{n-1} + g_1(t_{n-2}) \\ &= 2t_n - 2t_{n-1} + 2t_{n-2} - \cdots + 2(-1)^{n-1}t_1 + (-1)^n g_1(t_0) \\ &= (-1)^n g_1(t_0) + 2t_0[v^n - v^{n-1} + \cdots + (-1)^{n-1}v]. \end{aligned}$$

Therefore, when n is even, we have

$$\begin{aligned} g_1(t_n) - g_1(t_{n+1}) &= g_1(t_0) + 2t_0[v^n - v^{n-1} + \cdots - v] \\ &\quad + g_1(t_0) - 2t_0[v^{n+1} - v^n + v^{n-1} - \cdots + v] \\ &= 2g_1(t_0) - 2v^{n+1}t_0 + 4t_0[(v^n - v^{n-1}) + \cdots (v^2 - v)] \\ &= 2g_1(t_0) - 2v^{n+1}t_0 + 4t_0(v-1)[v^{n-1} + v^{n-3} + \cdots + v] \\ &= 2g_1(t_0) - 2v^{n+1}t_0 - \frac{4t_0(1-v)v(1-v^n)}{1-v^2} \\ &= 2g_1(t_0) - 2v^{n+1}t_0 - \frac{4t_0v(1-v^n)}{1+v} \\ &= 2g_1(t_0) - \frac{4t_0v}{1+v} + 2t_0 \left[\frac{1-v}{1+v} \right] v^{n+1}. \end{aligned}$$

When n is odd, we have

$$\begin{aligned} g_1(t_n) - g_1(t_{n+1}) &= -g_1(t_0) + 2t_0[v^n - v^{n-1} + \cdots + v] \\ &\quad - g_1(t_0) - 2t_0[v^{n+1} - v^n + v^{n-1} - \cdots - v] \\ &= -2g_1(t_0) + 2v^{n+1}t_0 - 4t_0[(v^{n+1} - v^n) + \cdots (v^2 - v)] \\ &= -2g_1(t_0) + 2v^{n+1}t_0 - 4t_0(v-1)[v^n + v^{n-2} + \cdots + v] \\ &= -2g_1(t_0) + 2v^{n+1}t_0 + \frac{4t_0(1-v)v(1-v^{n+1})}{1-v^2} \\ &= -2g_1(t_0) + 2v^{n+1}t_0 + \frac{4t_0v(1-v^{n+1})}{1+v} \\ &= -2g_1(t_0) + \frac{4t_0v}{1+v} + 2t_0 \left[\frac{1-v}{1+v} \right] v^{n+1}. \end{aligned}$$

For g_1 to be continuous at 0, the above two series should converge to zero. Therefore, one must have $g_1(t_0) = \frac{2t_0v}{1+v}$, i.e.,

$$1 - \frac{2(1-t_0)}{1+r} = \frac{2t_0[1-r(1-t_0)]}{t_0+1-r(1-t_0)}.$$

This constraint can be rewritten as a quadratic equation in r , which has the roots 1 and $\frac{1+2t_0}{1-2t_0}$. The root $r = 1$ corresponds to the trivial case of $g_0(t) = t$ for all $t \in [0, 1]$. The other choice leads to negative value of r or of $g(t_0)$. Thus, no solution exists.

Proof of Theorem 4.1. Write $M_{n,t}(g)$ described in § 4.1 as

$$M_{n,t}(g) = \frac{N_{n,t}(g)}{D_{n,t}(g)}, \quad (12)$$

and $M_t(g)$ in (5) as

$$M_t(g) = \frac{N_t(g)}{D_t(g)}, \quad (13)$$

where

$$N_{n,t}(g) = \frac{1}{nh_n} \left\{ \sum_{i=1}^{n_1} K \left(\frac{t-t_i}{h_n} \right) y_{1i} + \sum_{j=1}^{n_2} K \left(\frac{t-g(s_j)}{h_n} \right) y_{2j} \right\}, \quad (14)$$

$$D_{n,t}(g) = \frac{1}{nh_n} \left\{ \sum_{i=1}^{n_1} K \left(\frac{t-t_i}{h_n} \right) + \sum_{j=1}^{n_2} K \left(\frac{t-g(s_j)}{h_n} \right) \right\}, \quad (15)$$

$$N_t(g) = \lambda_1 m(t) f_1(t) + \lambda_2 m \circ g_0 \circ g^{-1}(t) f_2 \circ g^{-1}(t) (g^{-1})'(t), \quad (16)$$

$$D_t(g) = \lambda_1 f_1(t) + \lambda_2 f_2 \circ g^{-1}(t) (g^{-1})'(t). \quad (17)$$

We aim to prove the stated result by showing that

$$N_{n,t}(g) \xrightarrow{P} N_t(g) \text{ and } D_{n,t}(g) \xrightarrow{P} D_t(g) \text{ as } n \rightarrow \infty, \quad (18)$$

and by using the Continuous Mapping Theorem.

We write the expected value of (14) as

$$E(N_{n,t}(g)) = E_{1n} + E_{2n},$$

where

$$E_{1n} = \frac{n_1}{n} \frac{1}{h_n} \int_a^b K \left(\frac{x-s}{h_n} \right) m(s) f_1(s) ds,$$

$$E_{2n} = \frac{n_2}{n} \frac{1}{h_n} \int_c^d K\left(\frac{t-g(s)}{h_n}\right) m \circ g_0(s) f_2(s) ds.$$

By substituting $u = \frac{t-s}{h_n}$, and defining an extended version of f_1 to be 0 outside its support, one can write E_{1n} as

$$\frac{n_1}{n} \int_{-\infty}^{\infty} I_{\left(-\frac{b-t}{h_n}, \frac{t-a}{h_n}\right)}(u) K(u) m(t-h_n u) f_1(t-h_n u) du.$$

By Assumptions A1, A2, and that m is bounded, it follows that the integrand is bounded. Further by Assumptions A1, A2, A3 and that m is continuous, it follows that the integrand converges to $K(u)m(t)f_1(t)$ as n tends to infinity. Hence, by the dominated convergence theorem and Assumption A3, we have

$$E_{1n} \rightarrow \lambda_1 m(t) f_1(t) \int_{-\infty}^{\infty} K(u) du$$

as n tends to infinity. Since K is assumed to be a pdf (Assumption A2)

$$E_{1n} \rightarrow \lambda_1 m(t) f_1(t) \quad \text{as } n \rightarrow \infty.$$

The substitution $\frac{t-g(s)}{h_n} = u$, and an appropriate extension of f_2 beyond its support, allows one to write the second part of $E(N_{n,t}(g))$ as

$$\begin{aligned} E_{2n} &= \frac{n_2}{n} \int_{-\infty}^{\infty} I_{\left(-\frac{g(d)-t}{h_n}, \frac{t-g(c)}{h_n}\right)}(u) K(u) m \circ g_0 \circ g^{-1}(t-h_n u) \\ &\quad \times f_2(g^{-1}(t-h_n u))(g^{-1})'(t-h_n u) du. \end{aligned}$$

Since $g \in \mathbb{G}$, it follows from Assumptions A1–A3 that

$$E_{2n} \rightarrow \lambda_2 m(g_0(g^{-1}(t))) f_2(g^{-1}(t))(g^{-1})'(t),$$

which implies

$$E(N_n(g)) \rightarrow N(g) \quad \text{as } n \rightarrow \infty. \quad (19)$$

In order to calculate the limiting variance of (14), we observe

$$N_n^2(g) = T_{1n} + T_{2n} + T_{3n} + T_{4n} + T_{5n},$$

where

$$T_{1n} = \frac{1}{n^2 h_n^2} \sum_{i=1}^{n_1} K^2\left(\frac{t-t_i}{h_n}\right) y_{1i}^2,$$

$$\begin{aligned}
T_{2n} &= \frac{1}{n^2 h_n^2} \sum_{j=1}^{n_2} K^2 \left(\frac{t - g(s_j)}{h_n} \right) y_{2j}^2, \\
T_{3n} &= \frac{1}{n^2 h_n^2} \sum_{i=1}^{n_1} \sum_{\substack{i'=1 \\ (\neq i)}}^{n_1} K \left(\frac{t - t_i}{h_n} \right) y_{1i} K \left(\frac{t - t_{i'}}{h_n} \right) y_{1i'}, \\
T_{4n} &= \frac{1}{n^2 h_n^2} \sum_{j=1}^{n_2} \sum_{\substack{j'=1 \\ (\neq j)}}^{n_2} K \left(\frac{t - g(s_j)}{h_n} \right) y_{2j} K \left(\frac{t - g(s_{j'})}{h_n} \right) y_{2j'}, \\
T_{5n} &= \frac{2}{n^2 h_n^2} \sum_{i=1}^{n_1} \sum_{j=1}^{n_2} K \left(\frac{t - t_i}{h_n} \right) y_{1i} K \left(\frac{t - g(s_j)}{h_n} \right) y_{2j}.
\end{aligned}$$

The expected value of the first term is

$$\begin{aligned}
E(T_{1n}) &= \frac{n_1}{n^2 h_n^2} \int_a^b K^2 \left(\frac{t - s}{h_n} \right) E(Y_s^2 | s) f_1(s) ds \\
&= \frac{n_1}{n^2 h_n^2} \int_a^b K^2 \left(\frac{t - s}{h_n} \right) (m^2(s) + \sigma_{\epsilon_1}^2) f_1(s) ds \\
&= \frac{1}{nh_n} \frac{n_1}{n} \int_{-\infty}^{\infty} I_{\left(-\frac{b-t}{h_n}, -\frac{t-a}{h_n}\right)}(u) K^2(u) (m^2(t - h_n u) + \sigma_{\epsilon_1}^2) f_1(t - h_n u) du.
\end{aligned}$$

By Assumptions A1–A3 and that m is bounded and continuous, the integrand is bounded and it tends to $(m^2(t) + \sigma_{\epsilon_1}^2) f_1(t) K^2(u)$ as $n \rightarrow \infty$. It follows from the Dominated Convergence Theorem that the integral tends to $(m^2(t) + \sigma_{\epsilon_1}^2) f_1(t) \|K\|_2^2$, where

$$\|K\|_2^2 = \int_{-\infty}^{\infty} K^2(u) du,$$

and consequently (by Assumption A3) $E(T_{1n}) \rightarrow 0$ as $n \rightarrow \infty$. Next,

$$\begin{aligned}
E(T_{2n}) &= \frac{n_2}{n^2 h_n^2} \int_c^d K^2 \left(\frac{t - g(s)}{h_n} \right) (m^2(g_0(s)) + \sigma_{\epsilon_2}^2) f_2(s) dt \\
&= \frac{1}{nh_n} \frac{n_2}{n} \int_{-\infty}^{\infty} I_{\left(-\left(\frac{g(d)-t}{h_n}\right), \left(\frac{t-g(c)}{h_n}\right)\right)}(u) K^2(u) (m^2(g_0 \circ g^{-1}(t - h_n u)) + \sigma_{\epsilon_2}^2) \\
&\quad \times f_2 \circ g^{-1}(t - h_n u) (g^{-1})'(t - h_n u) du.
\end{aligned}$$

It follows from a similar argument as that used for T_{1n} that $E(T_{2n}) \rightarrow 0$ as

$n \rightarrow \infty$. The third term simplifies as

$$E(T_{3n}) = \frac{n_1(n_1 - 1)}{n^2 h_n^2} \left\{ \int_a^b K\left(\frac{t-u}{h_n}\right) m(u) f_1(u) du \right\}^2 = \left(1 - \frac{1}{n_1}\right) E_{1n}^2.$$

Likewise,

$$\begin{aligned} E(T_{4n}) &= \left(1 - \frac{1}{n_2}\right) E_{2n}^2, \\ E(T_{5n}) &= 2E_{1n}E_{2n}. \end{aligned}$$

and

$$E(T_{3n}) + E(T_{4n}) + E(T_{5n}) = E^2(N_{n,t}(g)) - \frac{1}{n_1} E_{1n}^2 - \frac{1}{n_2} E_{2n}^2.$$

It follows that

$$V(N_{n,t}(g)) = E(T_{1n}) + E(T_{2n}) - \left(\frac{1}{n_1} E_{1n}^2 + \frac{1}{n_2} E_{2n}^2\right).$$

We have already shown that E_{1n} and E_{2n} converge to constants. Therefore,

$$V(N_{n,t}(g)) \rightarrow 0 \quad \text{as } n \rightarrow \infty. \quad (20)$$

From (19) and (20) it follows that $N_{n,t}(g) \xrightarrow{P} N_t(g)$.

The calculations for computing expectation and variance of $D_{n,t}(g)$ and their limiting values are similar to those of $N_{n,t}(g)$ except that the expressions do not involve components arising out of y_{1i} 's and y_{2j} 's (i.e. m , σ_{ϵ_1} , and σ_{ϵ_2}). These calculations show that, as n tends to infinity

$$\begin{aligned} E(D_{n,t}(g)) &\rightarrow D_t(g), \\ V(D_{n,t}(g)) &\rightarrow 0, \end{aligned}$$

and consequently $D_{n,t}(g) \xrightarrow{P} D_t(g)$, thus proving (18). Further, by Assumptions A1 and A3, $D_t(g) \geq \lambda_1 f_1(t) > 0$ for all g in \mathbb{G}_0 . The stated result follows from the Continuous Mapping Theorem. \square

Proof of Theorem 4.2. Note that for g, \tilde{g} in \mathbb{G}_0 and any $t \in (a, b)$,

$$|M_{n,t}(g) - M_t(g)| \leq |M_{n,t}(g) - M_{n,t}(\tilde{g})| + |M_t(\tilde{g}) - M_t(g)| + |M_{n,t}(\tilde{g}) - M_t(\tilde{g})|.$$

Suppose $\epsilon > 0$. Lemma A.1 proved below ensures that there exists $\delta_\epsilon > 0$ such that

$$\Delta(g, \tilde{g}) < \delta_\epsilon \Rightarrow |M_t(g) - M_t(\tilde{g})| < \frac{\epsilon}{3}. \quad (21)$$

From Lemma A.3 proved below, we have

$$|M_{n,t}(\tilde{g}) - M_{n,t}(g)| \leq B_{n,t}(\tilde{g})\Delta(g, \tilde{g}),$$

where $B_{n,t}(\tilde{g})$ is a quantity that converges in probability to $B_t(\tilde{g})$, defined in that lemma. Therefore,

$$P \left(B_{n,t}(\tilde{g}) > \max \left\{ \frac{\epsilon}{3\delta_\epsilon}, 2B_t(\tilde{g}) \right\} \right) \rightarrow 0. \quad (22)$$

Define $N_\delta(\tilde{g}) = \{g : \Delta(g, \tilde{g}) < \delta\}$. For given \tilde{g} , let

$$\delta(\tilde{g}, \epsilon) = \begin{cases} \min \left\{ \frac{\epsilon}{6B_t(\tilde{g})}, \delta_\epsilon \right\} & \text{if } B_t(\tilde{g}) > 0 \\ \delta_\epsilon & \text{if } B_t(\tilde{g}) = 0. \end{cases}$$

Note that $\{N_{\delta(\tilde{g}, \epsilon)}(\tilde{g}) : \tilde{g} \in \mathbb{G}\}$ is an open cover of \mathbb{G}_0 . As \mathbb{G}_0 is compact, there exists a finite sub-cover say $\{N_{\delta(\tilde{g}_j, \epsilon)}(\tilde{g}_j)\}_{j=1 \dots k_\epsilon}$, with $\mathbb{G}_0 \subset \cup_{j=1}^{k_\epsilon} N_{\delta(\tilde{g}_j, \epsilon)}(\tilde{g}_j)$ for some finite k_ϵ . It follows that

$$\begin{aligned} & \sup_{g \in \mathbb{G}} |M_{n,t}(g) - M_t(g)| \\ & \leq \max_{j=1, \dots, k_\epsilon} \sup_{g \in N_{\delta(\tilde{g}_j, \epsilon)}(\tilde{g}_j)} |M_{n,t}(g) - M_t(g)| \\ & \leq \max_{j=1, \dots, k_\epsilon} \left\{ \sup_{g \in N_{\delta(\tilde{g}_j, \epsilon)}(\tilde{g}_j)} |M_{n,t}(g) - M_{n,t}(\tilde{g}_j)| + \sup_{g \in N_{\delta(\tilde{g}_j, \epsilon)}(\tilde{g}_j)} |M_t(\tilde{g}_j) - M_t(g)| \right. \\ & \quad \left. + \sup_{g \in N_{\delta(\tilde{g}_j, \epsilon)}(\tilde{g}_j)} |M_{n,t}(\tilde{g}_j) - M_t(\tilde{g}_j)| \right\} \\ & \leq \max_{j=1, \dots, k_\epsilon} \left\{ \delta(\tilde{g}_j, \epsilon)B_{n,t}(\tilde{g}_j) + \frac{\epsilon}{3} + |M_{n,t}(\tilde{g}_j) - M_t(\tilde{g}_j)| \right\} \\ & \leq \max_{j=1, \dots, k_\epsilon} \delta(\tilde{g}_j, \epsilon)B_{n,t}(\tilde{g}_j) + \frac{\epsilon}{3} + \sum_{j=1}^{k_\epsilon} |M_{n,t}(\tilde{g}_j) - M_t(\tilde{g}_j)|. \end{aligned}$$

Thus,

$$P \left\{ \sup_{g \in \mathbb{G}} |M_{n,t}(g) - M_t(g)| > \epsilon \right\}$$

$$\begin{aligned}
 &\leq P \left\{ \max_{j=1, \dots, k_\epsilon} \delta(\tilde{g}_j, \epsilon) B_{n,t}(\tilde{g}_j) > \frac{\epsilon}{3} \right\} + P \left\{ \sum_{j=1}^{k_\epsilon} |M_{n,t}(\tilde{g}_j) - M_t(\tilde{g}_j)| > \frac{\epsilon}{3} \right\} \\
 &\leq \sum_{j=1}^{k_\epsilon} P \left\{ B_{n,t}(\tilde{g}_j) > \frac{\epsilon}{3\delta(\tilde{g}_j, \epsilon)} \right\} + P \left\{ \sum_{j=1}^{k_\epsilon} |M_{n,t}(\tilde{g}_j) - M_t(\tilde{g}_j)| > \frac{\epsilon}{3} \right\}. \quad (23)
 \end{aligned}$$

Each summand of the first term on the right hand side of (23) goes to zero by (22), while the second term goes to zero by Theorem 4.1. This completes the proof.

Lemma A.1 *Let m and \mathbb{G}_0 be as described in Theorem 4.2. Then under Assumptions A1, A2, A3 and A5, the functional M_t in (5) is uniformly continuous on \mathbb{G}_0 for any $t \in (a, b)$.*

Proof. Since \mathbb{G}_0 is compact, it is enough to establish pointwise continuity of M_x on \mathbb{G}_0 . Let g, g_1, g_2, \dots be functions in \mathbb{G}_0 such that $\lim_{k \rightarrow \infty} \Delta(g_k, g) = 0$. The expression of $N_t(g)$ in (16) implies that

$$N_t(g_k) = \xi m(t) f_1(t) + (1 - \xi) m \circ g_0 \circ g_k^{-1}(t) f_2 \circ g_k^{-1}(t) (g_k^{-1})'(t).$$

It follows from Assumptions A1, A2, A3 and Lemma A.2 (stated and proved below) that, as $k \rightarrow \infty$, the terms $m \circ g_0 \circ g_k^{-1}(t)$, $f_2 \circ g_k^{-1}(t)$ and $(g_k^{-1})'(t)$ on the right hand side converge, to $m \circ g_0 \circ g^{-1}(t)$, $f_2 \circ g^{-1}(t)$ and $(g^{-1})'(t)$, respectively, uniformly over all $t \in [\alpha, \beta]$, where α and β are as defined in that lemma. For $t \notin [\alpha, \beta]$, both $N_t(g_k)$ and $N_t(g)$ are 0. Therefore, $N_t(g_k)$ converges to $N_t(g)$, i.e., the functional N_t is continuous on \mathbb{G}_0 for all real t . A similar argument shows that the functional D_t defined in (17) is continuous on \mathbb{G}_0 as well.

As t is in the support of f_1 , $f_1(t) > 0$ (by Assumption A1) and as $\xi > 0$ (by Assumption A5), $D_t(g) > 0$ for all g in G . This establishes that the functional M_t defined in (13) is continuous on \mathbb{G}_0 .

Lemma A.2 *Let \mathbb{G}_0 be as in Theorem 4.2. Further, let g, g_1, g_2, \dots be functions in \mathbb{G}_0 such that $g_k \rightarrow g$ uniformly. Let $\alpha = \inf\{g(c), g_1(c), g_2(c), \dots\}$ and $\beta = \sup\{g(d), g_1(d), g_2(d), \dots\}$. Then*

- (a) $g_k^{-1} \rightarrow g^{-1}$ uniformly on $[\alpha, \beta]$.
- (b) $(g_k^{-1})' \rightarrow (g^{-1})'$ uniformly on $[\alpha, \beta]$.

Proof. Choose $\epsilon > 0$. Since g^{-1} has bounded second derivative, it has a bounded first derivative over the interval $[\alpha, \beta]$. If $B > 0$ is an upper bound on the derivative, it follows from the Mean Value Theorem that $|g^{-1}(t_1) - g^{-1}(t_2)| < B|t_1 - t_2|$ for all $t_1, t_2 \in [\alpha, \beta]$. The uniform convergence of g_1, g_2, \dots to g implies that there exists an integer N_ϵ such that $k \geq N_\epsilon$ implies $|g(u) - g_k(u)| < \epsilon/B$ for all $u \in [c, d]$. For any $t \in [\alpha, \beta]$, we can choose $u = g_k^{-1}(t)$, so that

$$k > N_\epsilon \Rightarrow |g \circ g_k^{-1}(t) - t| = |g \circ g_k^{-1}(t) - g_k \circ g_k^{-1}(t)| < \frac{\epsilon}{B}.$$

Thus, $k > N_\epsilon$ implies

$$|g_k^{-1}(t) - g^{-1}(t)| = |g^{-1} \circ g \circ g_k^{-1}(t) - g^{-1}(t)| \leq B|g \circ g_k^{-1}(t) - t| < \epsilon$$

for all $t \in [\alpha, \beta]$, i.e., $g_k^{-1} \rightarrow g^{-1}$ uniformly on $[\alpha, \beta]$. This completes the proof of part (a).

To prove part (b), observe for any $t, t+h \in [\alpha, \beta]$, by Taylor series expansion,

$$\begin{aligned} g_k^{-1}(t+h) &= g_k^{-1}(t) + h(g_k^{-1})'(t) + \frac{h^2}{2!}(g_k^{-1})''(t + \xi_1(t, h)) \\ g^{-1}(t+h) &= g^{-1}(t) + h(g^{-1})'(t) + \frac{h^2}{2!}(g^{-1})''(t + \xi_2(t, h)) \end{aligned}$$

where $\xi_1(t, h)$ and $\xi_2(t, h)$ are some numbers lying in between t and $t+h$. Therefore,

$$\begin{aligned} & |(g_k^{-1})'(t) - (g^{-1})'(t)| \\ & \leq \frac{1}{h}|g_k^{-1}(t+h) - g^{-1}(t+h)| + \frac{1}{h}|g_k^{-1}(t) - g^{-1}(t)| \\ & \quad + \frac{h}{2!} \{ |(g_k^{-1})''(t + \xi_1(t, h))| + |(g^{-1})''(t + \xi_2(t, h))| \}. \end{aligned} \quad (24)$$

Let $C > 0$ be a common upper bound for the second derivatives of inverses of all the functions in \mathbb{G}_0 , over $[\alpha, \beta]$. Given $\epsilon > 0$, choose $h < \frac{\epsilon}{3C}$. Then there exists $N_{\epsilon, h}$ such that $|g_k^{-1}(t) - g^{-1}(t)| < \frac{\epsilon h}{3}$ for $k > N_{\epsilon, h}$ and for all t . Therefore, from (24) we have,

$$k > N_{\epsilon, h} \Rightarrow |(g_k^{-1})'(t) - (g^{-1})'(t)| \leq \frac{\epsilon}{3} + \frac{\epsilon}{3} + \frac{h}{2}2C < \epsilon \quad \forall t,$$

which completes the proof of part (b).

Lemma A.3 Let \mathbb{G} be as described in Theorem 4.1 and $M_{n,t}$ be as in (12). Then, under Assumptions A1, A2, A3, A4* and A5, for $t \in (a, b)$,

(a) $|M_{n,t}(\tilde{g}) - M_{n,t}(g)| \leq B_{n,t}(\tilde{g})\Delta(g, \tilde{g})$, where $g, \tilde{g} \in \mathbb{G}$ and

$$B_{n,t}(\tilde{g}) = \frac{n_2 C_{K'}}{n c^2} \left\{ D_{n,t}(\tilde{g}) \frac{1}{n_2} \sum_{j=1}^{n_2} |y_{2j}| + N_{n,t}(\tilde{g}) \right\},$$

$N_{n,t}$ and $D_{n,t}$ being as defined in (14) and (15), respectively.

(b) $B_{n,t}(\tilde{g}) \xrightarrow{P} B_t(\tilde{g})$, where

$$B_t(\tilde{g}) = (1 - \xi) \frac{C_{K'}}{c^2} \left\{ D_t(\tilde{g}) \mu_{|y_{2j}|} + N_t(\tilde{g}) \right\},$$

N_t and D_t being as defined in (16) and (17), respectively, and $\mu_{|y_{2j}|} = E(|y_{2j}|)$ for all $j = 1, 2, \dots, n_2$.

Proof. Let the positive real numbers $c, C_{K'}$ be such that $0 < c \leq K(t)$ and $|K'(t)| \leq C_{K'}$ (by Assumption A4*). Therefore, $D_{n,t}(g) \geq \frac{c}{h}$. Consequently, for any given $g, \tilde{g} \in \mathbb{G}$, we have

$$\begin{aligned} & |M_{n,t}(g) - M_{n,t}(\tilde{g})| \\ & \leq \frac{h^2}{c^2} \left\{ D_{n,t}(\tilde{g}) |N_{n,t}(g) - N_{n,t}(\tilde{g})| + N_{n,t}(\tilde{g}) |D_{n,t}(\tilde{g}) - D_{n,t}(g)| \right\}. \end{aligned}$$

For an upper bound on the first term in the square bracket, note that

$$|N_{n,t}(g) - N_{n,t}(\tilde{g})| = \frac{1}{nh} \left| \sum_{j=1}^{n_2} y_{2j} \left\{ K\left(\frac{t - g(s_j)}{h}\right) - K\left(\frac{t - \tilde{g}(s_j)}{h}\right) \right\} \right|.$$

By using the Mean Value Theorem and the bound of $K'(\cdot)$, we have

$$|N_{n,t}(g) - N_{n,t}(\tilde{g})| \leq \frac{1}{n} \times \frac{C_{K'}}{h^2} \Delta(g, \tilde{g}) \sum_{j=1}^{n_2} |y_{2j}|$$

. Similarly,

$$|D_{n,t}(\tilde{g}) - D_{n,t}(g)| \leq \frac{n_2}{n} \times \frac{C_{K'}}{h^2} \Delta(g, \tilde{g})$$

. Therefore,

$$|M_{n,t}(g) - M_{n,t}(\tilde{g})| \leq \frac{n_2}{n} \times \frac{C_{K'}}{c^2} \left\{ D_{t,x}(\tilde{g}) \frac{1}{n_2} \sum_{j=1}^{n_2} |y_{2j}| + N_{n,t}(\tilde{g}) \right\} \Delta(g, \tilde{g}).$$

This completes the proof of part (a).

As s_j 's and ϵ_{2j} 's are i.i.d., the $|y_{2j}|$'s are also i.i.d. and by Assumptions A1 and A2, their mean, $\mu_{|y_2|}$, is finite. Therefore, by the strong law of large numbers we have, as $n_2 \rightarrow \infty$ $\frac{1}{n_2} \sum_{j=1}^{n_2} |y_{2j}| \rightarrow \mu_{|y_2|}$ almost surely. The proof of part (b) is then completed from Assumptions A2, A3 and A5 and (18).

Proof. Suppose $\epsilon > 0$. Lemma A.1 ensures that there exist $\delta_\epsilon > 0$ such that,

$$\Delta(g, \tilde{g}) < \delta_\epsilon \Rightarrow \Delta(M_t(g), M_t(\tilde{g})) < \epsilon. \quad (25)$$

Now consider

$$\begin{aligned} & P\{|M_{n,t}(\hat{g}_n) - M_t(g_0)| > 2\epsilon\} \\ & \leq P\{|M_{n,t}(\hat{g}_n) - M_t(\hat{g}_n)| > \epsilon\} + P\{|M_t(\hat{g}_n) - M_t(g_0)| > \epsilon\} \\ & \leq P\{|M_{n,t}(\hat{g}_n) - M_t(\hat{g}_n)| > \epsilon\} \\ & \quad + P\{|M_t(\hat{g}_n) - M_t(g_0)| > \epsilon, \Delta(\hat{g}_n, g_0) < \delta_\epsilon\} + P\{\Delta(\hat{g}_n, g_0) \geq \delta_\epsilon\}. \end{aligned} \quad (26)$$

By observing that

$$|M_{n,t}(\hat{g}_n) - M_t(\hat{g}_n)| \leq \sup_{g \in \mathbb{G}} |M_{n,t}(g) - M_t(g)|,$$

and using Theorem 4.2, the first term in (26) can be seen to go to zero as $n \rightarrow \infty$. The second term vanishes by (25). As \hat{g}_n is a consistent estimator of g_0 , the third term also goes to zero. This completes the proof.

Proof of Theorem 4.4. Instead of directly considering the second moment of the estimation error $m_{n,g_0}(t) - m(t)$, we shall show that the expression on the right hand side of (6) is the second moment of

$$H_n(t) = \frac{r_{n,g_0}(t) - m(t)f_{n,g_0}(t)}{f_{g_0}(t)}, \quad (27)$$

where $r_{n,g_0}(t)$ and $f_{n,g_0}(t)$ are the numerator and denominator of $m_{n,g}(t)$ in (3), respectively, for $g = g_0$, and then show that $H_n(t)$ is not very far from the estimation error. Clearly,

$$E(H_n^2(t)) = \frac{E(r_{n,g_0}^2(t)) + m^2(t)E(f_{n,g_0}^2(t)) - 2m(t)E(r_{n,g_0}(t)f_{n,g_0}(t))}{f_{g_0}^2(t)}. \quad (28)$$

From the expression of $r_{n,g_0}(t)$, we have

$$\begin{aligned}
 r_{n,g_0}^2(t) &= \frac{1}{n^2 h_n^2} \left\{ \sum_{i=1}^{n_1} K^2 \left(\frac{t-t_i}{h_n} \right) y_{1i}^2 + \sum_{j=1}^{n_2} K^2 \left(\frac{t-g_0(s_j)}{h_n} \right) y_{2j}^2 \right. \\
 &+ \sum_{i=1}^{n_1} \sum_{\substack{i'=1 \\ (\neq i)}}^{n_1} K \left(\frac{t-t_i}{h_n} \right) K \left(\frac{t-t_{i'}}{h_n} \right) y_{1i} y_{1i'} \\
 &+ \sum_{j=1}^{n_2} \sum_{\substack{j'=1 \\ (\neq j)}}^{n_2} K \left(\frac{t-g_0(s_j)}{h_n} \right) K \left(\frac{t-g_0(s_{j'})}{h_n} \right) y_{2j} y_{2j'} \\
 &\left. + \sum_{i=1}^{n_1} \sum_{j=1}^{n_2} K \left(\frac{t-t_i}{h_n} \right) K \left(\frac{t-g_0(s_j)}{h_n} \right) y_{1i} y_{2j} \right\}.
 \end{aligned}$$

Consequently,

$$E(r_{n,g_0}^2(t)) = \frac{1}{nh_n} \frac{n_1}{n} I_1 + \frac{1}{nh_n} \frac{n_2}{n} I_2 + \frac{n_1(n_1-1)}{n^2} I_3^2 + \frac{n_2(n_2-1)}{n^2} I_4^2 + \frac{2n_1 n_2}{n^2} I_3 I_4,$$

where

$$\begin{aligned}
 I_1 &= \int s_1^2(t-h_n u) f_1(t-h_n u) K^2(u) du, \\
 I_2 &= \int s_2^2(g_0^{-1}(t-h_n u)) f_2 \circ g_0^{-1}(t-h_n u) (g_0^{-1})'(t-h_n u) K^2(u) du, \\
 I_3 &= \int m(t-h_n u) f_1(t-h_n u) K(u) du, \\
 I_4 &= \int m(t-h_n u) f_2 \circ g_0^{-1}(t-h_n u) (g_0^{-1})'(t-h_n u) K(u) du, \\
 s_1^2(u) &= E(y_{1i}^2 | t_i = u) \quad \text{and} \quad s_2^2(u) = E(y_{2j}^2 | s_j = u).
 \end{aligned}$$

All these integrals are functions of t . Similarly, it can be shown that

$$\begin{aligned}
 E(f_{n,g_0}^2(t)) &= \frac{1}{nh_n} \frac{n_1}{n} I_5 + \frac{1}{nh_n} \frac{n_2}{n} I_6 + \frac{n_1(n_1-1)}{n^2} I_7^2 \\
 &+ \frac{n_2(n_2-1)}{n^2} I_8^2 + \frac{2n_1 n_2}{n^2} I_7 I_8, \\
 E(r_{n,g_0}(t) f_{n,g_0}(t)) &= \frac{1}{nh_n} \frac{n_1}{n} I_9 + \frac{1}{nh_n} \frac{n_2}{n} I_{10} + \frac{n_1(n_1-1)}{n^2} I_3 I_7 \\
 &+ \frac{n_2(n_2-1)}{n^2} I_4 I_8 + \frac{n_1 n_2}{n^2} I_3 I_8 + \frac{n_1 n_2}{n^2} I_4 I_7,
 \end{aligned}$$

where

$$\begin{aligned}
I_5 &= \int f_1(t - h_n u) K^2(u) du, \\
I_6 &= \int f_2 \circ g_0^{-1}(t - h_n u) (g_0^{-1})'(t - h_n u) K^2(u) du, \\
I_7 &= \int f_1(t - h_n u) K(u) du, \\
I_8 &= \int f_2 \circ g_0^{-1}(t - h_n u) (g_0^{-1})'(t - h_n u) K(u) du, \\
I_9 &= \int m(t - h_n u) f_1(t - h_n u) K^2(u) du, \\
I_{10} &= \int m(t - h_n u) f_2 \circ g_0^{-1}(t - h_n u) (g_0^{-1})'(t - h_n u) K^2(u) du,
\end{aligned}$$

which are also functions of t . Therefore, the numerator in (28),

$$\begin{aligned}
&E(r_{n,g_0}^2(t)) + m^2(t)E(f_{n,g_0}^2(t)) - 2m(t)E(r_{n,g_0}(t)f_{n,g_0}(t)) \\
&= \frac{1}{nh_n} \left\{ \frac{n_1}{n}(I_1 + m^2(t)I_5 - 2m(t)I_9) + \frac{n_2}{n}(I_2 + m^2(t)I_6 - 2m(t)I_{10}) \right\} \\
&\quad + \left\{ \frac{n_1}{n}(I_3 - m(t)I_7) + \frac{n_2}{n}(I_4 - m(t)I_8) \right\}^2 \\
&\quad - \frac{1}{n} \left\{ \frac{n_1}{n}(I_3 - m(t)I_7)^2 + \frac{n_2}{n}(I_4 - m(t)I_8)^2 \right\}. \tag{29}
\end{aligned}$$

We first show that, I_1 tends to $s_1^2(t)f_1(t)\|K\|_2^2$ as $n \rightarrow \infty$. Fix $\epsilon > 0$. As s_1^2 and f_1 are continuous functions, we may choose $\delta > 0$ so that

$$\sup_{|u| \leq \delta} |s_1^2(t-u)f_1(t-u) - s_1^2(t)f_1(t)| \|K\|_2^2 < \frac{\epsilon}{3}.$$

It follows that

$$\begin{aligned}
&\left| I_1 - s_1^2(t)f_1(t)\|K\|_2^2 \right| \\
&= \left| \int_{-\infty}^{\infty} K^2(u) \{s_1^2(t - h_n u)f_1(t - h_n u) - s_1^2(t)f_1(t)\} du \right| \\
&\leq \int_{|u| \leq \delta} \frac{1}{h_n} K^2\left(\frac{u}{h_n}\right) |s_1^2(t - u)f_1(t - u) - s_1^2(t)f_1(t)| du \\
&\quad + \int_{|u| > \delta} \frac{1}{h_n} |u| K^2\left(\frac{u}{h_n}\right) \frac{s_1^2(t - u)f_1(t - u)}{|u|} du \\
&\quad + s_1^2(t)f_1(t) \int_{|u| > \delta} \frac{1}{h_n} K^2\left(\frac{u}{h_n}\right) du
\end{aligned}$$

$$\begin{aligned} &\leq \sup_{|u| \leq \delta} |s_1^2(t-u)f_1(t-u) - s_1^2(t)f_1(t)| \|K\|_2^2 \\ &\quad + \frac{M_K M_1}{\delta} \sup_{|u| > \frac{\delta}{h_n}} |uK(u)| + s_1^2(t)f_1(t) \int_{|u| > \frac{\delta}{h_n}} K^2(u) du, \end{aligned}$$

where M_1 (by Assumptions A1' and A2') and M_K (by Assumption A4') are upper bounds of $E(y_{1i}^2)$ and K respectively. We may select n sufficiently large so that each of the last two terms in the above expression is smaller than $\frac{\epsilon}{3}$ (by Assumption A4'). This proves our assertion. Thus, we can write

$$\frac{n_1}{n} I_1 = \frac{n_1}{n} s_1^2(t)f_1(t) \|K\|_2^2 + o(1) = \frac{n_1}{n} (\sigma_{\epsilon_1}^2 + m^2(t)) f_1(t) \|K\|_2^2 + o(1).$$

By a similar argument,

$$\frac{n_2}{n} I_2 = \frac{n_2}{n} (\sigma_{\epsilon_2}^2 + m^2(t)(g_0^{-1}(t))) f_2 \circ g_0^{-1}(t) (g_0^{-1})'(t) \|K\|_2^2 + o(1).$$

We now evaluate the integrals I_3 to I_{10} . Taylor expansions of $m(t - h_n u)$ and $f_1(t - h_n u)$ around the values of these function at t , up to second order derivatives, give

$$\begin{aligned} I_3 &= \int_{-\infty}^{\infty} m(t - h_n u) f_1(t - h_n u) K(u) du \\ &= \int_{-\infty}^{\infty} \left\{ m(t) - h_n u m'(t) + \frac{(h_n u)^2}{2} m''(t_1) \right\} \\ &\quad \times \left\{ f_1(t) - h_n u f_1'(t) + \frac{(h_n u)^2}{2} f_1''(t_2) \right\} K(u) du \end{aligned}$$

where $t_1 = t_1(t, h_n, u, m)$ and $t_2 = t_2(t, h_n, u, f_1)$ lie between t and $t - h_n u$ and tend to t as n tends to infinity. Thus

$$\begin{aligned} I_3 &= m(t) f_1(t) + \frac{h_n^2}{2} \left\{ f_1(t) \int_{-\infty}^{\infty} m''(t_1) u^2 K(u) du + 2m'(t) f_1'(t) \mu_2(K) \right. \\ &\quad \left. + m(t) \int_{-\infty}^{\infty} f_1''(t_2) u^2 K(u) du \right\} \\ &\quad - \frac{h_n^3}{2} \left\{ f_1'(t) \int_{-\infty}^{\infty} m''(t_1) u^3 K(u) du + m'(t) \int_{-\infty}^{\infty} f_1''(t_2) u^3 K(u) du \right\} \\ &\quad + \frac{h_n^4}{4} \int_{-\infty}^{\infty} m''(t_1) f_1''(t_2) u^4 K(u) du. \end{aligned} \tag{30}$$

Consider the first integral in (30). Since the kernel K is assumed to be compactly supported, this integral is effectively over a finite interval. It

follows from Assumption A5' and the continuity of the function m'' that the integrand converges to $m''(t)u^2K(u)$. Assumptions A2' and A4' imply that the integrand is bounded by an integrable function on this support. It, therefore, follows from the Dominated Convergence Theorem that

$$M_{2n} = \int_{-\infty}^{\infty} m''(t_1)u^2K(u)du - m''(t)\mu_2(K) = o(1).$$

By applying a similar argument for the other integrals in (30) and consolidating the terms, we obtain

$$\begin{aligned} I_3 = & m(t)f_1(t) + \frac{h_n^2}{2} \left\{ (m(t)f_1(t))''\mu_2(K) + f_1(t)M_{2n} + m(t)F_{2n} \right\} \\ & - \frac{h_n^3}{2} \left\{ f_1'(t)M_{3n} + m'(t)F_{3n} \right\} + \frac{h_n^4}{4} m''(t)f_1''(t) \int_{-\infty}^{\infty} u^4K(u)du + o(h_n^4), \end{aligned}$$

where

$$\begin{aligned} M_{3n} &= \int_{-\infty}^{\infty} m''(t_1)u^3K(u)du = o(1), \\ F_{2n} &= \int_{-\infty}^{\infty} f_1''(t_2)u^2K(u)du - f_1''(t)\mu_2(K) = o(1), \\ F_{3n} &= \int_{-\infty}^{\infty} f_1''(t_2)u^3K(u)du = o(1). \end{aligned}$$

Similarly, from Assumptions A1'-A5' and Taylor expansions of $m(t-h_nu)$, $f_1(t-h_nu)$, $f_2 \circ g_0^{-1}(t-h_nu)$ and $(g_0^{-1})'(t-h_nu)$ around the values of these functions at t , up to second order derivatives, we obtain

$$\begin{aligned} I_4 = & m(t)f_2 \circ g_0^{-1}(t)(g_0^{-1})'(t) + \frac{h_n^2}{2} \left\{ (m(t)f_2 \circ g_0^{-1}(t)(g_0^{-1})'(t))''\mu_2(K) \right. \\ & \left. + f_2 \circ g_0^{-1}(t)(g_0^{-1})'(t)M_{2n} + m(t)f_2 \circ g_0^{-1}(t)G_{2n} + m(t)(g_0^{-1})'(t)F_{2n}^* \right\} \\ & - \frac{h_n^3}{2} \left[\left\{ f_2 \circ g_0^{-1}(t)(g_0^{-1})'' + (f_2 \circ g_0^{-1}(t))'(g_0^{-1})' \right\} M_{3n} \right. \\ & \left. + \left\{ m(t)(f_2 \circ g_0^{-1}(t))' + m'(t)f_2 \circ g_0^{-1}(t) \right\} G_{3n} \right. \\ & \left. + \left\{ m(t)(g_0^{-1})'' + m'(t)(g_0^{-1})' \right\} F_{3n}^* \right] \\ & + \frac{h_n^4}{4} \left\{ m''(t)(f_2 \circ g_0^{-1}(t)(g_0^{-1})'(t))'' + 2m'(t)((f_2 \circ g_0^{-1}(t))'(g_0^{-1})')'' \right. \\ & \left. + m(t)(f_2 \circ g_0^{-1}(t))''(g_0^{-1})'' \right\} \int u^4K(u)du + o(h_n^4), \\ I_5 = & f_1(t)\|K\|_2^2 + O(h_n^2), \end{aligned}$$

$$\begin{aligned}
 I_6 &= f_2 \circ g_0^{-1}(t)(g_0^{-1}(t))' \|K\|_2^2 + O(h_n^2), \\
 I_7 &= f_1(t) + \frac{h_n^2}{2} \{f_1''(t)\mu_2(K) + F_{2n}\}, \\
 I_8 &= f_2 \circ g_0^{-1}(t)(g_0^{-1}(t))' \\
 &\quad + \frac{h_n^2}{2} \{(f_2 \circ g_0^{-1}(t)(g_0^{-1}(t))')'' \mu_2(K) + f_2 \circ g_0^{-1}(t)G_{2n} + (g_0^{-1}(t))' F_{2n}^*\} \\
 &\quad - \frac{h_n^3}{2} \{(f_2 \circ g_0^{-1}(t))' G_{3n} + (g_0^{-1}(t))'' F_{3n}^*\} \\
 &\quad + \frac{h_n^4}{4} (f_2 \circ g_0^{-1}(t))'' (g_0^{-1}(t))''' \int u^4 K(u) du + o(h_n^4), \\
 I_9 &= m(t)f_1(t) \|K\|_2^2 + O(h_n^2), \\
 I_{10} &= m(t)f_2 \circ g_0^{-1}(t)(g_0^{-1}(t))' \|K\|_2^2 + O(h_n^2),
 \end{aligned}$$

where

$$\begin{aligned}
 G_{2n} &= \int_{-\infty}^{\infty} (g_0^{-1})'''(t_2^*) u^2 K(u) du - g_0^{-1}'''(t) \mu_2(K) = o(1), \\
 G_{3n} &= \int_{-\infty}^{\infty} (g_0^{-1})'''(t_2^*) u^3 K(u) du = o(1), \\
 F_{2n}^* &= \int_{-\infty}^{\infty} (f_2 \circ g_0^{-1})''(t_1^*) u^2 K(u) du - (f_2 \circ g_0^{-1})''(t) \mu_2(K) = o(1), \\
 F_{3n}^* &= \int_{-\infty}^{\infty} (f_2 \circ g_0^{-1})''(t_1^*) u^3 K(u) du = o(1),
 \end{aligned}$$

and $t_1^* = t_1^*(t, h_n, u, f_2, g_0)$ and $t_2^* = t_2^*(t, h_n, u, g_0)$ lie between t and $t - h_n u$ and tend to t as n tends to infinity. Therefore,

$$\begin{aligned}
 &\frac{1}{nh_n} \times \frac{n_1}{n} (I_1 + m^2(t)I_5 - 2m(t)I_9) \\
 &= \frac{1}{nh_n} \times \frac{n_1}{n} f_1(t) \sigma_{\epsilon_1}^2 \|K\|_2^2 + o\left(\frac{1}{nh_n}\right) + O\left(\frac{h_n}{n}\right) \\
 &= \frac{1}{nh_n} \times \frac{n_1}{n} f_1(t) \sigma_{\epsilon_1}^2 \|K\|_2^2 + o\left(\frac{1}{nh_n}\right), \\
 &\frac{1}{nh_n} \times \frac{n_2}{n} (I_2 + m^2(t)I_6 - 2m(t)I_{10}) \\
 &= \frac{1}{nh_n} \times \frac{n_2}{n} f_2 \circ g_0^{-1}(t)(g_0^{-1}(t))' \sigma_{\epsilon_2}^2 \|K\|_2^2 + o\left(\frac{1}{nh_n}\right).
 \end{aligned}$$

Consequently, by Assumption A5',

$$\frac{1}{nh_n} \left\{ \frac{n_1}{n} (I_1 + m^2(t)I_5 - 2m(t)I_9) + \frac{n_2}{n} (I_2 + m^2(t)I_6 - 2m(t)I_{10}) \right\}$$

$$= \frac{\xi f_1(t)\sigma_{\epsilon_1}^2 + (1 - \xi)f_2 \circ g_0^{-1}(t)(g_0^{-1}(t))'\sigma_{\epsilon_2}^2}{nh_n} \|K\|_2^2 + o\left(\frac{1}{nh_n}\right). \quad (31)$$

From the expressions of I_3 , I_4 , I_7 , and I_8 above, we have

$$\begin{aligned} & I_3 - m(t)I_7 \\ &= \frac{h_n^2}{2} \{((m(t)f_1(t))'' - m(t)f_1''(t))\mu_2(K) + f_1(t)M_{2n}\} \\ &\quad - \frac{h_n^3}{2} \{f_1'(t)M_{3n} + m'(t)F_{3n}\} + \frac{h_n^4}{4} m''(t)f_1''(t) \int u^4 K(u)du + o(h_n^4), \\ & I_4 - m(t)I_8 \\ &= \frac{h_n^2}{2} \left\{ \left((m(t)f_2 \circ g_0^{-1}(t)(g_0^{-1}(t))')'' - m(t)(f_2 \circ g_0^{-1}(t)(g_0^{-1}(t))')'' \right) \mu_2(K) \right. \\ &\quad \left. + f_2 \circ g_0^{-1}(t)(g_0^{-1}(t))' M_{2n} \right\} \\ &\quad - \frac{h_n^3}{2} \left\{ m'(t)f_2 \circ g_0^{-1}(t)G_{3n} + m'(t)(g_0^{-1}(t))'F_{3n}^* \right. \\ &\quad \left. + \left(f_2 \circ g_0^{-1}(t)(g_0^{-1}(t))'' + (f_2 \circ g_0^{-1}(t))'(g_0^{-1}(t))' \right) M_{3n} \right\} \\ &\quad + \frac{h_n^4}{4} \left\{ m''(t)(f_2 \circ g_0^{-1}(t)(g_0^{-1}(t))')'' + 2m'(t) \left((f_2 \circ g_0^{-1}(t))'(g_0^{-1}(t))'' \right)' \right\} \\ &\quad \times \int u^4 K(u)du + o(h_n^4). \end{aligned}$$

Therefore,

$$\begin{aligned} & \left\{ \frac{n_1}{n}(I_3 - m(t)I_7) + \frac{n_2}{n}(I_4 - m(t)I_8) \right\}^2 \\ &= \frac{h_n^4}{4} \left\{ \frac{n_1}{n} \left((m(t)f_1(t))'' - m(t)f_1''(t) \right) \right. \\ &\quad \left. + \frac{n_2}{n} \left((m(t)f_2 \circ g_0^{-1}(t)(g_0^{-1}(t))')'' - m(t)(f_2 \circ g_0^{-1}(t)(g_0^{-1}(t))')'' \right) \right\}^2 \\ &\quad \times \mu^2(K) + o(h_n^4) \\ &= \frac{h_n^4}{4} \left\{ \frac{n_1}{n} (m''(t)f_1(t) + 2m'(t)f_1'(t)) \right. \\ &\quad \left. + \frac{n_2}{n} \left(m''(t)f_2 \circ g_0^{-1}(t)(g_0^{-1}(t))' + 2m'(t)(f_2 \circ g_0^{-1}(t)(g_0^{-1}(t))')' \right) \right\}^2 \end{aligned}$$

$$\begin{aligned}
 & \times \mu^2(K) + o(h_n^4) \\
 = & \frac{h_n^4}{4} \left\{ m''(t) \left(\frac{n_1}{n} f_1(t) + \frac{n_2}{n} f_2 \circ g_0^{-1}(t) (g_0^{-1}(t))' \right) \right. \\
 & \left. + 2m'(t) \left(\frac{n_1}{n} f_1'(t) + \frac{n_2}{n} (f_2 \circ g_0^{-1}(t) (g_0^{-1}(t))')' \right) \right\}^2 \mu^2(K) + o(h_n^4) \\
 = & \frac{h_n^4}{4} \left\{ m''(t) f_{g_0}(t) + 2m'(t) f'_{g_0}(t) + o(1) \right\}^2 \mu^2(K) + o(h_n^4) \\
 = & \frac{h_n^4}{4} f_{g_0}^2(t) \left(m''(t) + 2 \frac{m'(t) f'_{g_0}(t)}{f_{g_0}(t)} \right)^2 \mu^2(K) + o(h_n^4). \tag{32}
 \end{aligned}$$

Further,

$$\begin{aligned}
 (I_3 - m(t)I_7)^2 &= \frac{h_n^4}{4} \left\{ ((m(t)f_1(t))'' - m(t)f_1''(t)) \right\}^2 \mu_2^2(K) + o(h_n^4), \\
 (I_4 - m(t)I_8)^2 &= \frac{h_n^4}{4} \left\{ (m(t)f_2 \circ g_0^{-1}(t) (g_0^{-1}(t))')'' \right. \\
 & \quad \left. - m(t) (f_2 \circ g_0^{-1}(t) (g_0^{-1}(t))')'' \right\}^2 \mu_2^2(K) + o(h_n^4),
 \end{aligned}$$

and, consequently,

$$\frac{1}{n} \left\{ \frac{n_1}{n} (I_3 - m(t)I_7)^2 + \frac{n_2}{n} (I_4 - m(t)I_8)^2 \right\} = o(h_n^4). \tag{33}$$

By combining (31–33), (29) and (28), we obtain

$$\begin{aligned}
 E(H_n^2(t)) &= \frac{\xi f_1(t) \sigma_{\epsilon_1}^2 + (1 - \xi) f_2 \circ g_0^{-1}(t) (g_0^{-1}(t))' \sigma_{\epsilon_2}^2}{nh_n} \times \frac{\|K\|_2^2}{f_{g_0}^2(t)} \\
 & \quad + \frac{h_n^4}{4} \left[m''(t) + \frac{2m'(t) f'_{g_0}(t)}{f_{g_0}(t)} \right]^2 \mu_2^2(K) + o\left(h_n^4 + \frac{1}{nh_n} \right), \tag{34}
 \end{aligned}$$

as claimed at the beginning of this proof.

We now return to the estimation error of $m_{n,g_0}(t)$. Let us write it as

$$\begin{aligned}
 m_{n,g_0}(t) - m(t) &= \frac{r_{n,g_0}(t) - m(t) f_{n,g_0}(t)}{f_{g_0}(t)} \\
 & \quad + (m_{n,g_0}(t) - m(t)) \left(\frac{f_{g_0}(t) - f_{n,g_0}(t)}{f_{g_0}(t)} \right).
 \end{aligned}$$

This decomposition implies

$$|m_{n,g_0}(t) - m(t) - H_n(t)|$$

$$\begin{aligned}
&= \left| m_{n,g_0}(t) - m(t) - \frac{r_{n,g_0}(t) - m(t)f_{n,g_0}(t)}{f_{g_0}(t)} \right| \\
&= \frac{1}{f_{g_0}(t)} |(m_{n,g_0}(t) - m(t))(f_{n,g_0}(t) - f_{g_0}(t))| \\
&\leq \frac{1}{2f_{g_0}(t)} \{(m_{n,g_0}(t) - m(t))^2 + (f_{n,g_0}(t) - f_{g_0}(t))^2\},
\end{aligned}$$

and consequently,

$$\begin{aligned}
&E|m_{n,g_0}(t) - m(t) - H_n(t)| \\
&\leq \frac{1}{2f_{g_0}(t)} \{E(m_{n,g_0}(t) - m(t))^2 + E(f_{n,g_0}(t) - f_{g_0}(t))^2\}. \quad (35)
\end{aligned}$$

In order to evaluate $E(m_{n,g_0} - m)^2$ in (35), let us write

$$m_{n,g_0}(t) = \frac{r_{n,g_0}(t)}{f_{g_0}(t)} + \frac{1}{f_{g_0}(t)} \times \frac{r_{n,g_0}(t)}{f_{n,g_0}(t)} (f_{g_0}(t) - f_{n,g_0}(t)).$$

Consequently,

$$\begin{aligned}
&(m_{n,g_0}(t) - m(t))^2 \\
&\leq \frac{1}{f_{g_0}^2(t)} \left\{ (r_{n,g_0}(t) - m(t)f_{g_0}(t))^2 + \left(\frac{r_{n,g_0}(t)}{f_{n,g_0}(t)} \right)^2 (f_{n,g_0}(t) - f_{g_0}(t))^2 \right. \\
&\quad \left. + 2 \left| \frac{r_{n,g_0}(t)}{f_{n,g_0}(t)} \right| |(r_{n,g_0}(t) - m(t)f_{g_0}(t))(f_{n,g_0}(t) - f_{g_0}(t))| \right\}.
\end{aligned}$$

It follows from Assumptions A1' and A2' that there is $C > 0$ such that $|r_{n,g_0}(t)/f_{n,g_0}(t)| \leq C$ almost surely. Therefore, we can simplify the above bound as

$$\begin{aligned}
&(m_{n,g_0}(t) - m(t))^2 \\
&\leq \frac{1}{f_{g_0}^2(t)} \{ (r_{n,g_0}(t) - m(t)f_{g_0}(t))^2 + C^2 (f_{n,g_0}(t) - f_{g_0}(t))^2 \\
&\quad + 2C |(r_{n,g_0}(t) - m(t)f_{g_0}(t))(f_{n,g_0}(t) - f_{g_0}(t))| \} \\
&\leq \frac{1}{f_{g_0}^2(t)} [(r_{n,g_0}(t) - m(t)f_{g_0}(t))^2 + C^2 (f_{n,g_0}(t) - f_{g_0}(t))^2 \\
&\quad + C \{ (r_{n,g_0}(t) - m(t)f_{g_0}(t))^2 + (f_{n,g_0}(t) - f_{g_0}(t))^2 \}] \\
&= \frac{1}{f_{g_0}^2(t)} \{ C^* (r_{n,g_0}(t) - m(t)f_{g_0}(t))^2 + C^{**} (f_{n,g_0}(t) - f_{g_0}(t))^2 \},
\end{aligned}$$

where $C^* = 1 + C$ and $C^{**} = C(1 + C)$. Therefore,

$$E(m_{n,g_0}(t) - m(t))^2$$

$$\leq \frac{1}{f_{g_0}^2(t)} \{C^* E(r_{n,g_0}(t) - m(t)f_{g_0}(t))^2 + C^{**} E(f_{n,g_0}(t) - f_{g_0}(t))^2\}.$$

By substituting this expression in (35), we have

$$\begin{aligned} E(|m_{n,g_0}(t) - m(t) - H_n(t)|) \\ \leq C_1^* E(r_{n,g_0}(t) - m(t)f_{g_0}(t))^2 + C_1^{**} E(f_{n,g_0}(t) - f_{g_0}(t))^2, \end{aligned} \quad (36)$$

where

$$C_1^* = \frac{1}{2f_{g_0}(t)} \frac{C^*}{f_{g_0}^2(t)}; \quad C_1^{**} = \frac{1}{2f_{g_0}(t)} \left(\frac{C^{**}}{f_{g_0}^2(t)} + 1 \right).$$

We now have to calculate the orders of $E(r_{n,g_0}(t) - m(t)f_{g_0}(t))^2$ and $E(f_{n,g_0}(t) - f_{g_0}(t))^2$ on the right hand side of (36). It follows from the expression of $r_{n,g_0}(t)$ that

$$\begin{aligned} E(r_{n,g_0}(t)) &= \frac{n_1}{n} \int K(u)m(t - h_n u)f_1(t - h_n u)du \\ &\quad + \frac{n_2}{n} \int K(u)m(t - h_n u)f_2 \circ g_0^{-1}(t - h_n u)(g_0^{-1})'(t - h_n u)du. \end{aligned}$$

The first order Taylor expansions of $m(t - h_n u)$, $f_1(t - h_n u)$, $f_2 \circ g_0^{-1}(t - h_n u)$, and $(g_0^{-1})'(t - h_n u)$ around the values of these functions at t , together with Assumptions A1'–A4' and the dominated convergence theorem, give

$$E(r_{n,g_0}(t)) = \frac{n_1}{n} m(t)f_1(t) + \frac{n_2}{n} m(t)f_2 \circ g_0^{-1}(t)(g_0^{-1}(t))' + o(h_n).$$

which, by Assumption A5' can be expressed as

$$E(r_{n,g_0}(t)) - m(t)f_{g_0}(t) = o(h_n).$$

Further, it transpires from the proof of Theorem 4.1 (see discussion preceding (20)) that

$$V(r_{n,g_0}(t)) = V(N_{n,t}(g_0)) = E(T_{1n}) + E(T_{2n}) - \frac{1}{n_1} E_{1n}^2 - \frac{1}{n_2} E_{2n}^2,$$

where the first two terms are $O(\frac{1}{nh_n})$ and the last two are $O(\frac{1}{n})$. Therefore,

$$V(r_{n,g_0}(t)) = O\left(\frac{1}{nh_n}\right) = o\left(\frac{1}{\sqrt{nh_n}}\right).$$

By putting the expressions of $E(r_{n,g_0}(t))$ and $V(r_{n,g_0}(t))$ together, we have

$$E(r_{n,g_0}(t) - m(t)f_{g_0}(t))^2 = o\left(h^2 + \frac{1}{\sqrt{nh_n}}\right). \quad (37)$$

Similarly, it follows from the expression of $f_{n,g_0}(t)$ that

$$\begin{aligned} E(f_{n,g_0}(t)) - f_{g_0}(t) &= o(h_n), \\ V(f_{n,g_0}(t)) &= o\left(\frac{1}{\sqrt{nh_n}}\right), \\ E(f_{n,g_0}(t) - f_{g_0}(t))^2 &= o\left(h_n^2 + \frac{1}{\sqrt{nh_n}}\right). \end{aligned} \quad (38)$$

By combining (36)–(38), we have

$$E(|m_{n,g_0}(t) - m(t) - H_n(t)|) = o\left(h_n^2 + \frac{1}{\sqrt{nh_n}}\right).$$

It follows from Markov's inequality that

$$|m_{n,g_0}(t) - m(t) - H_n(t)| = o_P\left(h_n^2 + \frac{1}{\sqrt{nh_n}}\right). \quad (39)$$

From (34) and Chebyshev's inequality, we have $H_n(t) = O_P(b_n)$, while (39) can be rewritten as $m_{n,g_0}(t) - m(t) = H_n(t) + o_P(a_n)$, where

$$a_n = h_n^2 + \frac{1}{\sqrt{nh_n}}; \quad b_n^2 = h_n^4 + \frac{1}{nh_n}.$$

The above facts imply

$$\begin{aligned} (m_{n,g_0}(t) - m(t))^2 &= H_n^2(t) + o_P^2(a_n) + O_P(b_n)o_P(b_n) \\ &= H_n^2(t) + a_n^2 o_P^2(1) + a_n b_n O_P(1)o_P(1) = H_n^2(t) + a_n^2 o_P(1) + a_n b_n o_P(1). \end{aligned}$$

Consequently,

$$MSE(m_{n,g_0}(t)) = E(H_n^2(t)) + o(a_n^2 + a_n b_n).$$

Since $a_n^2 > b_n^2$, we have $a_n^2 \geq a_n b_n$, and therefore

$$o(a_n^2 + a_n b_n) = o(a_n^2) = o\left(h_n^4 + \frac{1}{nh_n} + h_n^2 \frac{1}{\sqrt{nh_n}}\right) = o\left(h_n^4 + \frac{1}{nh_n}\right).$$

This finding, together with (34), completes the proof.

References

- Anklin, M., Schwander, J., Stauffer, B., Tschumi, J., Fuchs, A., Barnola, J. M. and Raynaud, D. (1997), 'Co2 record between 40 and 8 kyr b.p. from the greenland ice core project ice core', *Journal of Geophysical Research: Oceans* **102**(C12), 26539–26545.

Bhaumik, D., Srivastava, R. and Sengupta, D. (2017), Feature sensitive curve registration by kernel matching. Submitted; arXiv:1704.03127v2.

Blunier, T., Chappellaz, J., Schwander, J., Stauffer, B. and Raynaud, D. (1995), ‘Variations in atmospheric methane concentration during the holocene epoch’, *Nature* **374**(6517), 46–49.

Brook, E. J., Sowers, T. and Orchardo, J. (1996), ‘Rapid variations in atmospheric methane concentration during the past 110,000 years’, *Science* **273**(5287), 1087–1091.

Brumback, L. C. and Lindstrom, M. J. (2004), ‘Self modeling with flexible, random time transformations’, *Biometrics* **60**(2), 461–470.

Collomb, G. (1977a), ‘Estimation non paramétrique de la régression par la méthode du noyau : propriété de convergence asymptotiquement normale indépendante’, *Annales scientifiques de l’Université de Clermont. Mathématiques* **65**(15), 24–46.

URL: <http://eudml.org/doc/80465>

Collomb, G. (1977b), ‘Quelques propriétés de la méthode du noyau pour l’estimation non-paramétrique de la régression en un point fixé’, *Comptes Rendus de l’Acad. des Sciences, Paris, Série A* **285**, 289–292.

Gervini, D. and Gasser, T. (2004), ‘Self-modelling warping functions’, *J. R. Stat. Soc. Ser. B. Stat. Methodol.* **66**(4), 959–971.

Gervini, D. and Gasser, T. (2005), ‘Nonparametric maximum likelihood estimation of the structural mean of a sample of curves’, *Biometrika* **92**(4), 801–820.

Härdle, W. (1990), *Applied nonparametric regression*, Cambridge University Press.

Jouzel, J., Masson-Delmotte, V., Cattani, O., Dreyfus, G., Falourd, S., Hoffmann, G., Minster, B., Nouet, J., Barnola, J. M., Chappellaz, J., Fischer, H., Gallet, J. C., Johnsen, S., Leuenberger, M., Loulergue, L., Luethi, D., Oerter, H., Parrenin, F., Raisbeck, G., Raynaud, D., Schilt, A., Schwander, J., Selmo, E., Souchez, R., Spahni, R., Stauffer, B., Steffensen, J. P., Stenni, B., Stocker, T. F., Tison, J. L., Werner, M. and Wolff, E. W. (2007), ‘Orbital and millennial antarctic climate variability over the past 800,000 years’, *Science* **317**(5839), 793–796.

URL: ftp://ftp.ncdc.noaa.gov/pub/data/paleo/icecore/antarctica/epica_domec/edc3deuttemp2007.

- Kneip, A. and Engel, J. (1995), ‘Model estimation in nonlinear regression under shape invariance’, *Ann. Statist.* **23**(2), 551–570.
- Kneip, A. and Gasser, T. (1988), ‘Convergence and consistency results for self-modeling nonlinear regression’, *Ann. Statist.* **16**(1), 82–112.
- Kneip, A., Li, X., MacGibbon, K. B. and Ramsay, J. O. (2000), ‘Curve registration by local regression’, *Canad. J. Statist.* **28**(1), 19–29.
- Kneip, A. and Ramsay, J. O. (2008), ‘Combining registration and fitting for functional models’, *J. Amer. Statist. Assoc.* **103**(483), 1155–1165.
- Lawton, W. H., Sylvestre, E. A. and Maggio, M. S. (1972), ‘Self modeling nonlinear regression’, *Technometrics* **14**(3), 513–532.
- Liu, X. and Müller, H.-G. (2004), ‘Functional convex averaging and synchronization for time-warped random curves’, *J. Amer. Statist. Assoc.* **99**(467), 687–699.
- Loulergue, L., Schilt, A., Spahni, R., Masson-Delmotte, V., Blunier, T., Lemieux, B., Barnola, J.-M., Raynaud, D., Stocker, T., and Chappellaz, J. (2008), ‘Orbital and millennial-scale features of atmospheric ch4 over the past 800,000 years’, *Nature* **453**, 383–386.
URL: ftp://ftp.ncdc.noaa.gov/pub/data/paleo/icecore/antarctica/epica_domec/edc-ch4-2008.txt
- Lüthi, D., Floch, M. L., Bereiter, B., Blunier, T., Barnola, J. M., Siegenthaler, U., Raynaud, D., Jouzel, J., Fischer, H., Kawamura, K., and Stocker, T. (2008), ‘High-resolution carbon dioxide concentration record 650,000-800,000 years before present’, *Nature* **453**, 379–382.
URL: ftp://ftp.ncdc.noaa.gov/pub/data/paleo/icecore/antarctica/epica_domec/edc-co2-2008.txt
- Petit, J. R., Jouzel, J., Raynaud, D., Barkov, N. I., Barnola, J. M., Basile, I., Bender, M., Chappellaz, J., Davis, M., Delaygue, G., Delmotte, M., Kotlyakov, V. M., Legrand, M., Lipenkov, V. Y., Lorius, C., Pepin, L., Ritz, C., Saltzman, E. and Stievenard, M. (1999), ‘Climate and atmospheric history of the past 420,000 years from the vostok ice core, Antarctica’, *Nature* **399**(3), 429–436.
URL: <ftp://ftp.ncdc.noaa.gov/pub/data/paleo/icecore/antarctica/vostok/co2nat.txt>,
<ftp://ftp.ncdc.noaa.gov/pub/data/paleo/icecore/antarctica/vostok/ch4nat.txt>,
<ftp://ftp.ncdc.noaa.gov/pub/data/paleo/icecore/antarctica/vostok/deutnat.txt>

- Ramsay, J. O. and Li, X. (1998), ‘Curve registration’, *J. R. Stat. Soc. Ser. B. Stat. Methodol.* **60**(2), 351–363.
- Rønn, B. B. (2001), ‘Nonparametric maximum likelihood estimation for shifted curves’, *J. R. Stat. Soc. Ser. B. Stat. Methodol.* **63**(2), 243–259.
- Schimek, M. G. (2000), *Smoothing and Regression-Approaches Computation and Application*, John Wiley & Sons, New York.
- Silverman, B. W. (1995), ‘Incorporating parametric effects into functional principal components analysis’, *J. R. Stat. Soc. Ser. B. Stat. Methodol.* **57**(4), 673–689.
- Smith, H. J., Wahlen, M., Mastroianni, D., Taylor, K. and Mayewski, P. (1997), ‘The co₂ concentration of air trapped in greenland ice sheet project 2 ice formed during periods of rapid climate change’, *Journal of Geophysical Research: Oceans* **102**(C12), 26577–26582.
- Tang, R. and Müller, H.-G. (2008), ‘Pairwise curve synchronization for functional data’, *Biometrika* **95**(4), 875–889.
- Wang, K. and Gasser, T. (1997), ‘Alignment of curves by dynamic time warping’, *Ann. Statist.* **25**(3), 1251–1276.
- Wang, K. and Gasser, T. (1999), ‘Synchronizing sample curves nonparametrically’, *Ann. Statist.* **27**(2), 439–460.
- Watts, A. (1992), *International Law and the Antarctic Treaty System*, Grotius Publications Ltd., Cambridge.