

Efficient data augmentation techniques for Gaussian state space models

Linda S. L. Tan

statsll@nus.edu.sg

National University of Singapore

Abstract

We propose a data augmentation scheme for improving the rate of convergence of the EM algorithm in estimating Gaussian state space models. The scheme is based on a linear transformation of the latent states, and two working parameters are introduced for simultaneous rescaling and re-centering. A variable portion of the mean and scale are thus being moved into the missing data. We derive optimal values of the working parameters (which maximize the speed of the EM algorithm) by minimizing the fraction of missing information. We also study the large sample properties of the working parameters and their dependence on the autocorrelation and signal-to-noise ratio. We show that instant convergence is achievable when the mean is the only unknown parameter and this result is extended to Gibbs samplers and variational Bayes algorithms.

1 Introduction

The expectation-maximization or EM algorithm ([Dempster et al., 1977](#)) is an iterative method for maximum likelihood estimation that is widely used in missing data problems. For state space models, the EM algorithm provides a natural approach for estimating the model parameters (e.g. [Shumway and Stoffer, 1982](#)), as the latent states can be taken as the missing data and the E-step can be performed using smoothed estimates from the Kalman filter ([Kalman, 1960](#)). Compared with other likelihood maximization techniques such as scoring or Newton-Raphson, the EM algorithm has some attractive features such as numerical stability (each iteration increases the observed data likelihood) and guaranteed convergence to a local maximum for exponential families ([Wu, 1983](#)). However, the EM algorithm has been found to converge slowly in the later stages of the iterative procedure despite being able to move quickly to a region close to the maximum ([Watson and Engle, 1983](#); [Harvey and Peters, 1990](#)).

The rate of convergence of the EM algorithm is governed by the *fraction of missing information* in the data augmentation scheme. Let $y_{\text{aug}} = (y, x)$ denote the complete or augmented data where y is the observed data and x is the missing data, and θ^* be the maximum likelihood estimate of an unknown parameter θ . The (matrix) rate of convergence of the EM algorithm (Dempster et al., 1977) is

$$\begin{aligned} \text{DM}(\theta^*) &= I_{\text{mis}}(\theta^*)I_{\text{aug}}^{-1}(\theta^*) = I - I_{\text{obs}}(\theta^*)I_{\text{aug}}^{-1}(\theta^*), \\ I_{\text{mis}}(\theta) &= -E_{p(x|y,\theta)} \left\{ \frac{\partial^2 \log p(x|y,\theta)}{\partial \theta \partial \theta^T} \right\}, \quad I_{\text{aug}}(\theta) = -E_{p(x|y,\theta)} \left\{ \frac{\partial^2 \log p(y_{\text{aug}}|\theta)}{\partial \theta \partial \theta^T} \right\}. \end{aligned} \quad (1)$$

The EM algorithm converges slowly ($\text{DM}(\theta^*)$ is close to identity) if the proportion of missing information relative to the augmented information is large. Conversely, convergence is rapid ($\text{DM}(\theta^*)$ is close to zero) if the observed information is close to the augmented information. Thus, the rate of convergence can be optimized by minimizing the missing information in the data augmentation scheme. Meng and van Dyk (1997, 1998) develop augmentation schemes for the multivariate t -model and mixed effects models by rescaling the missing data and introducing “working parameters” into the model that control the portion of the scale factor that is shifted into the missing data. Optimal values of the working parameters are then found by minimizing the fraction of missing information. A similar approach was considered by Tan et al. (2007) for quadratic optimization problems. The PX-EM algorithm (Liu et al., 1998) also seeks to reduce the fraction of missing information albeit by expanding the set of model parameters to adjust the covariance among parameters in the M-step.

In this article, we consider Gaussian state space models of the form:

$$\begin{aligned} y_t &= x_t + \epsilon_t, \quad \epsilon_t \sim N(0, \sigma_\epsilon^2), \\ x_t &= \mu + \phi(x_{t-1} - \mu) + \eta_t, \quad \eta_t \sim N(0, \sigma_\eta^2), \\ x_0 &\sim N(\mu, \sigma_\eta^2/(1 - \phi^2)), \quad (t = 1, \dots, n), \end{aligned} \quad (2)$$

where $\{y_t\}$ are the observations, $\{x_t\}$ are the latent states, $|\phi| < 1$, $\sigma_\eta > 0$, $\sigma_\epsilon > 0$ and $\mu \in \mathbb{R}$. The $\{\epsilon_t\}$ and $\{\eta_s\}$ sequences are independent for all t and s , and are independent of $\{x_t\}$. Let $\theta = (\mu, \sigma_\eta^2, \sigma_\epsilon^2, \phi)^T$ be the vector of model parameters, $\gamma = \sigma_\eta^2/\sigma_\epsilon^2$ be the signal-to-noise ratio, $x = (x_1, \dots, x_n)^T$ and $y = (y_1, \dots, y_n)^T$. This model is also called the AR(1) plus noise or ARMA(1,1) model in time series analysis (Durbin and Koopman, 2012). We propose a data augmentation scheme that introduces two working parameters a and $w = (w_1, \dots, w_n)^T$ to rescale and re-center the latent states. For $t = 0, 1, \dots, n$, we define the transformed latent state α_t as

$$\alpha_t = \sigma_\eta^{-a}(x_t - w_t\mu), \quad a \in \mathbb{R}, w_t \in \mathbb{R}. \quad (3)$$

Suppose $a = 0$. In the context of Markov chain Monte Carlo algorithms, (3) is well-known as the noncentered parametrization when $w_t = 1$ and the centered parametrization when $w_t = 0$. It has been shown, for instance, for random effect models (Gelfand et al., 1995, 1996), Gaussian state space models (Pitt and Shephard, 1999; Frühwirth-Schnatter, 2004) and a large class of hierarchical models (Papaspiliopoulos et al., 2003, 2007), that the convergence rates of Markov chain Monte Carlo algorithms depend critically on the parametrization (Roberts and Sahu, 1997). The centered and noncentered parametrizations have been found to play complementary roles in that the Gibbs sampler often converges much faster under one of these parametrizations than the other. To take advantage of this contrasting feature, Yu and Meng (2011) propose an ancillarity-sufficiency strategy that interweaves these two parametrizations.

A less well-known alternative is the partially noncentered parametrization, which has been shown to be capable of yielding better convergence than both the centered and noncentered parametrizations for fitting random effect models using Gibbs samplers (Papaspiliopoulos et al., 2003). Partially noncentering (of the mean) assumes the form of (3) with $a = 0$ and $0 < w_t < 1$, and is thus regarded as lying on the continuum between centering and noncentering. In this article, we consider a data augmentation scheme or parametrization of the Gaussian state space model where *both* the location and scale are partially noncentered, and investigate how this scheme can be optimized to construct efficient EM algorithms. As the rate of convergence of EM algorithms and Gibbs samplers are closely linked (Sahu and Roberts, 1999), we show how some of our results carry over to Gibbs samplers and in fact variational Bayes algorithms as well.

2 EM algorithm for partially noncentered Gaussian state space model

Let $\tilde{w}_t = 1 - w_t$ and $\tilde{w} = 1 - w$. We can express (2) in terms of $\{\alpha_t\}$ as

$$\begin{aligned} y_t &= \sigma_\eta^a \alpha_t + w_t \mu + \epsilon_t, & \epsilon_t &\sim N(0, \sigma_\epsilon^2), \\ \sigma_\eta^a \alpha_t &= \tilde{w}_t \mu + \phi(\sigma_\eta^a \alpha_{t-1} - \tilde{w}_{t-1} \mu) + \eta_t, & \eta_t &\sim N(0, \sigma_\eta^2), \\ \sigma_\eta^a \alpha_0 &\sim N(\tilde{w}_0 \mu, \sigma_\eta^2 / (1 - \phi^2)), & (t = 1, \dots, n). \end{aligned} \quad (4)$$

Now μ and σ_η appear in both the state and observation equations. When $w = 0$ and $a = 0$, we recover the *centered parametrization* in (2), so called as the latent state x_t is centered around the a priori expected value μ and the parameters μ, σ_η^2 appear only in the state equation. The *noncentered parametrization* is obtained when $w = 1$ and $a = 1$. In matrix notation, (4) can be expressed as

$$y \mid \alpha, \theta \sim N(\sigma_\eta^a \alpha + \mu w, \sigma_\epsilon^2 I), \quad \sigma_\eta^a \alpha \mid \theta \sim N(\mu \tilde{w}, \sigma_\eta^2 \Lambda^{-1}),$$

where Λ is a symmetric *tridiagonal* matrix with diagonal $(1, 1 + \phi^2, \dots, 1 + \phi^2, 1)$ and off-diagonal elements equal to $-\phi$. For $|\phi| < 1$, Λ is invertible. We use I , $\mathbf{1}$ and $\mathbf{0}$ to denote the identity matrix and the vectors of all ones and zeros respectively, where the dimension is inferred from the context. The marginal distribution of y is $N(\mu\mathbf{1}, S^{-1})$ where $S^{-1} = \sigma_\epsilon^2 I + \sigma_\eta^2 \Lambda^{-1}$.

Suppose we wish to find the maximum likelihood estimate $\theta^* = (\mu^*, \sigma_\eta^{2*}, \sigma_\epsilon^{2*}, \phi^*)$ of θ , that maximizes the observed data log-likelihood $\log p(y | \theta) = \log \int p(\alpha, y | \theta) d\alpha$ using an EM algorithm. We consider the latent states α as the missing data and (y, α) as the augmented data. Given an initial estimate $\theta^{(0)}$, the algorithm performs an E-step and an M-step at each iteration i , where the E-step computes $Q(\theta | \theta^{(i)}) = E_{p(\alpha|y, \theta^{(i)})} \{\log p(\alpha, y | \theta)\}$, and the M-step maximizes $Q(\theta | \theta^{(i)})$ with respect to θ . The conditional distribution $p(\alpha | y, \theta)$ is $N(m_{aw}, V_a)$, where

$$V_a^{-1} = \sigma_\epsilon^{2a} \Omega, \quad \sigma_\eta^a m_{aw} = \Omega^{-1} z + \mu \tilde{w}, \quad z = \sigma_\epsilon^{-2} (y - \mu \mathbf{1}), \quad \Omega = \sigma_\epsilon^{-2} I + \sigma_\eta^{-2} \Lambda. \quad (5)$$

The subscripts of V_a and m_{aw} represent their dependence on the values of a and w in the scheme. For instance, we use m_{01} when $a = 0$ and $w = 1$. Let $\zeta = \sigma_\eta^a m_{aw} - \mu \tilde{w}$. We have

$$Q(\theta | \theta^{(i)}) = 2^{-1} [\log |\Lambda| - \sigma_\epsilon^{-2} \{(y - \mu w - \sigma_\eta^a m_{aw})^T (y - \mu w - \sigma_\eta^a m_{aw}) + \sigma_\eta^{2a} \text{tr}(V_a)\} - n \log(\sigma_\epsilon^2) - n(1-a) \log(\sigma_\eta^2) - \sigma_\eta^{-2} \{\zeta^T \Lambda \zeta + \sigma_\eta^{2a} \text{tr}(\Lambda V_a)\}] - n \log(2\pi),$$

where m_{aw} and V_a are evaluated at $\theta = \theta^{(i)}$. At each iteration, the EM algorithm updates m_{aw} and V_a given $\theta^{(i)}$ and sets $\theta^{(i+1)} = \arg \max_\theta Q(\theta | \theta^{(i)})$. The expectation-conditional maximization algorithm (Meng and Rubin, 1993) reduces the complexity of the M-step by replacing it with a sequence of conditional maximization steps. If we maximize $Q(\theta | \theta^{(i)})$ with respect to each element θ_s of θ with the remaining elements held fixed at their current values, then the update of θ_s can be obtained by setting $\partial Q(\theta | \theta^{(i)}) / \partial \theta_s = 0$. This yields the following closed form updates for μ and σ_ϵ^2 .

$$\begin{aligned} \mu &= \{\sigma_\epsilon^{-2} (y - \sigma_\eta^a m_{aw})^T w + \sigma_\eta^{a-2} m_{aw}^T \Lambda \tilde{w}\} / \tau(w), \quad \tau(w) = \sigma_\epsilon^{-2} w^T w + \sigma_\eta^{-2} \tilde{w}^T \Lambda \tilde{w}, \\ \sigma_\epsilon^2 &= n^{-1} \{(y - \mu w - \sigma_\eta^a m_{aw})^T (y - \mu w - \sigma_\eta^a m_{aw}) + \sigma_\eta^{2a} \text{tr}(V_a)\}. \end{aligned} \quad (6)$$

Setting $\partial Q(\theta | \theta^{(i)}) / \partial \sigma_\eta^2 = 0$ yields

$$\begin{aligned} n(1-a)\sigma_\eta^2 &= (1-a)\sigma_\eta^{2a} \{m_{aw}^T \Lambda m_{aw} + \text{tr}(\Lambda V_a)\} + \mu^2 \tilde{w}^T \Lambda \tilde{w} + (a-2)\sigma_\eta^a \mu m_{aw}^T \Lambda \tilde{w} \\ &\quad + a\sigma_\eta^2 \sigma_\epsilon^{-2} [\sigma_\eta^a (y - \mu w)^T m_{aw} - \sigma_\eta^{2a} \{m_{aw}^T m_{aw} + \text{tr}(V_a)\}], \end{aligned} \quad (7)$$

and closed form updates are available only in the following special cases:

$$\sigma_\eta^2 = \begin{cases} n^{-1}\{(m_{0w} - \mu\tilde{w})^T \Lambda(m_{0w} - \mu\tilde{w}) + \text{tr}(\Lambda V_0)\} & \text{if } a = 0, \\ \{m_{11}^T m_{11} + \text{tr}(V_1)\}^{-2}\{(y - \mu 1)^T m_{11}\}^2 & \text{if } a = 1, w = 1, \end{cases}$$

Setting $\partial Q(\theta \mid \theta^{(i)})/\partial \phi = 0$ yields a cubic equation in ϕ ,

$$\phi \sigma_\eta^2 = (1 - \phi^2) \sum_{t=1}^{n-1} (\zeta_t \zeta_{t+1} + \sigma_\eta^{2a} V_{a,t,t+1}) - \phi(1 - \phi^2) \sum_{t=2}^{n-1} (\zeta_t^2 + \sigma_\eta^{2a} V_{a,tt}), \quad (8)$$

which can be solved using iterative methods.

Here we are interested in finding the values of a and w that optimize the rate of convergence of the EM algorithm. From (1), since $I_{\text{obs}}(\theta^*)$ depends only on the observed data and is independent of the parametrization, it is sufficient to minimize $I_{\text{aug}}(\theta^*)$ with respect to a and w . We use I_{θ_i, θ_j} to denote the (i, j) element in $I_{\text{aug}}(\theta^*)$. We first consider the cases where only the location μ or the scale σ_η^2 is unknown followed by the case where all the parameters are unknown,

3 Unknown location parameter

Suppose $\phi, \sigma_\epsilon^2, \sigma_\eta^2$ are known and μ is the only unknown parameter. The EM algorithm for this case, hereby called *Algorithm 1*, alternately updates m_{aw} and μ as in (5) and (6).

Theorem 1. *The rate of convergence of Algorithm 1 is $\tau(w)^{-1} \rho(w)^T \Omega^{-1} \rho(w)$, where $\rho(w) = \sigma_\epsilon^{-2} 1 - \Omega \tilde{w}$ and $\tau(w)$ is given in (6). This rate is minimized to zero when w is*

$$w^{\text{opt}} = 1 - \sigma_\epsilon^{-2} \Omega^{-1} 1. \quad (9)$$

Proof. It can be shown that $I_{\text{aug}}(\mu^*) = \tau(w)$ and $I_{\text{mis}}(\mu^*) = \rho(w)^T \Omega^{-1} \rho(w)$. From (1), the rate of convergence is $I_{\text{mis}}(\mu^*) I_{\text{aug}}^{-1}(\mu^*)$. Since $I_{\text{mis}}(\mu^*) \geq 0$ for any w and $\rho(w^{\text{opt}}) = 0$, the rate is minimized to be zero at w^{opt} . \square

From Theorem 1, the rate of convergence of Algorithm 1 for the centered ($w = 0$) and noncentered ($w = 1$) parametrizations are $(\sigma_\eta^2 1^T \Lambda 1)^{-1} 1^T \Lambda \Omega^{-1} \Lambda 1$ and $(n \sigma_\epsilon^2)^{-1} 1^T \Omega^{-1} 1$ respectively. When $w = w^{\text{opt}}$, Algorithm 1 *converges instantly*. This optimal rate is achievable only if the portion of μ subtracted from x_t in (3) is allowed to vary with t . If w_t is common for all t , we can show that the optimal value of each w_t is $\{n\gamma/(1^T \Lambda 1) + 1\}^{-1}$ and the rate of convergence is positive except when $\phi = 0$. Furthermore, it is possible to compute w^{opt} in advance for Algorithm 1 as w^{opt} does not depend on μ . The rate of convergence is also independent of a . Thus, a can be set to any convenient value, say zero.

To investigate the range of the elements in w^{opt} and their dependence on $\{\phi, \sigma_\epsilon^2, \sigma_\eta^2\}$, we derive an explicit expression for w^{opt} . From (9), $\tilde{w}^{\text{opt}} = 1 - w^{\text{opt}}$ is simply the row sums of Ω^{-1} divided by σ_ϵ^2 . We first present an expression for Ω^{-1} and some important properties. If $\phi \neq 0$, let $Q = \sigma_\eta^2 \Omega / |\phi|$ so that Q is a symmetric tridiagonal matrix with diagonal $(c_1, c, \dots, c, c_1)^T$ and off-diagonal elements equal to $-b$, where $b = \phi / |\phi|$, $c_1 = (1 + \gamma) / |\phi|$ and $c = c_1 + |\phi|$. It can be shown that $c_1 > 1$ and $c > 2$.

Property 1. If $\phi \neq 0$, $Q_{tj}^{-1} = u_t v_j$ for $t \leq j$ where

$$\begin{aligned} v_t &= b^{t-1} \kappa_{n-t} / \kappa, & u_t &= b^{t-1} \kappa_{t-1} / \kappa_0 \quad (t = 1, \dots, n), \\ \kappa &= \varphi_+^2 r_+^{n-1} - \varphi_-^2 r_-^{n-1}, & \kappa_t &= \varphi_+ r_+^t - \varphi_- r_-^t \quad (t = 0, \dots, n-1), \\ \varphi_+ &= r_+ - |\phi|, & \varphi_- &= r_- - |\phi|, & r_\pm &= \{c \pm (c^2 - 4)^{1/2}\} / 2. \end{aligned} \quad (10)$$

Property 2. The sum of the t th row of Q^{-1} is $s_t = (2b - c)^{-1} \{b(1 - \phi)(v_t + v_{n-t+1}) - 1\}$. If $0 < \phi < 1$, $s_t > (c_1 - \phi)^{-1}$. If $-1 < \phi < 0$, $2(c + 2)^{-1} - (c_1 + \phi)^{-1} < s_t < (c_1 + \phi)^{-1}$.

Property 3. If $0 < \phi < 1$, v_t is positive for $t = 1, \dots, n$ and all elements of Q^{-1} are positive.

Theorem 2. Let w_t^{opt} be the t th element of w^{opt} . If $\phi = 0$, $w_t^{\text{opt}} = (1 + \gamma)^{-1}$ and

$$w_t^{\text{opt}} = \frac{(1 - \phi)^2 + b\gamma(1 - \phi)(v_t + v_{n-t+1})}{(1 - \phi)^2 + \gamma} \quad \text{if } \phi \neq 0. \quad (11)$$

Proof. If $\phi = 0$, $\Lambda = I$ and $\Omega = \sigma_\eta^{-2}(1 + \gamma)I$. Hence $w_t^{\text{opt}} = 1 - \gamma(1 + \gamma)^{-1} = (1 + \gamma)^{-1}$. If $\phi \neq 0$, $w_t^{\text{opt}} = 1 - \gamma s_t / |\phi|$. Substituting the expression for s_t from Property 2 and noting that $|\phi|(c - 2b) = (1 - \phi)^2 + \gamma$ yields the result in (11). \square

As $u_1 = 1$ from (10), Theorem 2 implies that w^{opt} can be computed using only elements from the first row of Q^{-1} . In addition, w^{opt} is symmetric since $w_t^{\text{opt}} = w_{n-t+1}^{\text{opt}}$ for each t . It is clear that the value of w^{opt} depends on ϕ , and on σ_η^2 and σ_ϵ^2 only through the signal-to-noise ratio γ . Corollary 1 presents bounds for w^{opt} which are tight when $\phi = 0$.

Corollary 1. For $t = 1, \dots, n$,

$$\begin{aligned} 1 - B_1 &\leq w_t^{\text{opt}} \leq 1 - B_2 \quad (0 \leq \phi < 1), \\ 1 - B_2 &\leq w_t^{\text{opt}} \leq 1 + B_2 - 2B_1 \quad (-1 < \phi < 0), \end{aligned}$$

where $B_1 = \gamma\{(1 - \phi)^2 + \gamma\}^{-1}$ and $B_2 = \gamma(1 - \phi^2 + \gamma)^{-1}$. When $0 \leq \phi < 1$, $0 < B_2 \leq B_1 < 1$ and when $-1 < \phi < 0$, $0 < B_1 < B_2 < 1$.

Proof. From Theorem 2, $w_t^{\text{opt}} = (1 + \gamma)^{-1}$ if $\phi = 0$ and it clearly satisfies the bounds. If $0 < \phi < 1$, $v_t > 0$ for $t = 1, \dots, n$ from Property 3 and hence $w_t^{\text{opt}} > 1 - B_1$ from (11).

From Property 2, $s_t > (c_1 - \phi)^{-1}$ implies that $w_t^{\text{opt}} < 1 - \gamma\{\phi(c_1 - \phi)\}^{-1} = 1 - B_2$. If $-1 < \phi < 0$, $b = -1$ and $\phi = -|\phi|$. Again from Property 2, $2/(c+2) - 1/(c_1 + \phi) < s_t < 1/(c_1 + \phi)$ implies $1 - B_2 \leq w_t^{\text{opt}} \leq 1 + B_2 - 2B_1$. \square

Corollary 2. *If $0 < \phi < 1$, each element of w^{opt} decreases strictly as the signal-to-noise ratio γ increases and as ϕ increases. As ϕ approaches 1, w^{opt} approaches the zero vector.*

Proof. Writing $w^{\text{opt}} = (\gamma\Lambda^{-1} + I)^{-1}\mathbf{1}$,

$$\frac{\partial w^{\text{opt}}}{\partial \gamma} = -\frac{Q^{-1}w^{\text{opt}}}{|\phi|}, \quad \frac{\partial w^{\text{opt}}}{\partial \phi} = \frac{Q^{-1}}{|\phi|} \frac{d\Lambda}{d\phi} \tilde{w}^{\text{opt}},$$

where $d\Lambda/d\phi$ is a symmetric tridiagonal matrix with diagonal $(1, 2\phi, \dots, 2\phi, 1)^T$ and off-diagonal elements equal to -1 . From Property 2 and Corollary 1, all elements of Q^{-1} and w^{opt} are positive. Hence each element of $\partial w^{\text{opt}}/\partial \gamma$ is negative and w_t^{opt} decreases strictly with γ for all t . To show that each element of $\partial w^{\text{opt}}/\partial \phi$ is negative, it suffices to show that each element of $d\Lambda/d\phi \tilde{w}_{\text{opt}}$ (a symmetric vector) is negative. The first and last elements are equal to $-\tilde{w}_2^{\text{opt}}$ which is negative. From Theorem 2, the t th element of $d\Lambda/d\phi \tilde{w}_{\text{opt}}$ for $t = 2, \dots, n-1$ is

$$\begin{aligned} 2\phi\tilde{w}_t^{\text{opt}} - \tilde{w}_{t-1}^{\text{opt}} - \tilde{w}_{t+1}^{\text{opt}} &= \frac{\gamma}{\phi}[2\phi s_t - s_{t-1} - s_{t+1}] \\ &= -\{\phi(c-2)\}^{-1}\gamma\{2(1-\phi) - (c_1 - \phi)s_t - (c_1 - \phi)\} < 0 \end{aligned}$$

from Property 2. It is clear from (11) that as ϕ approaches 1, w^{opt} approaches the zero vector. \square

For random effects models (Gelfand et al., 1995; Papaspiliopoulos et al., 2003), the partial noncentering parameter for location always lies between 0 and 1. This is also true for the Gaussian state space model when $0 < \phi < 1$. However, when $-1 < \phi < 0$, w_t^{opt} is positive but not necessarily bounded above by one as shown in Fig. 1. From Corollary 2, the centered parametrization ($w = 0$) is increasingly preferred as ϕ and γ increase when $0 < \phi < 1$. However, when $-1 < \phi < 0$, Fig. 1 shows that w_t^{opt} may not be strictly decreasing with either ϕ or γ .

4 Unknown scale parameter

Next, suppose $\phi, \sigma_\epsilon^2, \mu$ are known and σ_η^2 is the only unknown parameter. The EM algorithm for this case (hereby called Algorithm 2), alternately updates m_{aw} and V_a at the E-step and σ_η^2 at the M-step as given in (5) and (7) respectively.

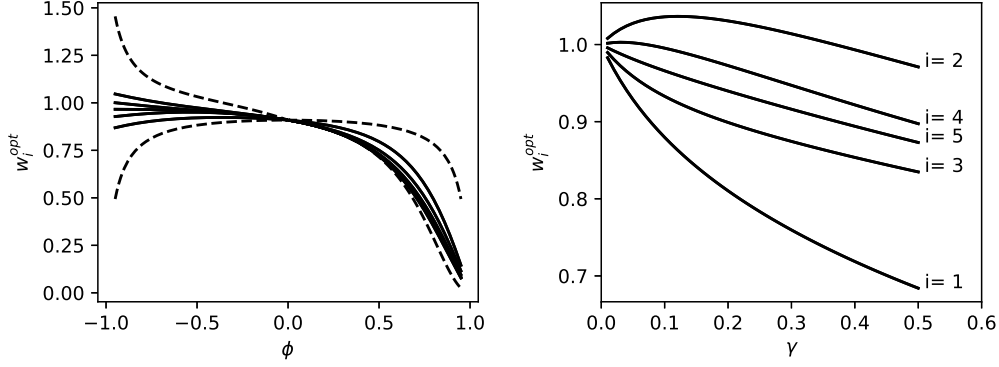


Figure 1: Left: Plot of w_i^{opt} (solid line) against ϕ for $|\phi| < 1$, where $n = 10$ and $\gamma = 0.1$. Dashed lines represent the bounds in Corollary 1. Right: Plot of w_i^{opt} against γ for $0 < \gamma < 0.5$, where $n = 10$ and $\phi = -0.9$.

Theorem 3. *If $\mu = 0$, the rate of convergence of Algorithm 2 is independent of w and is minimized at $a^{\text{opt}} = \{1 + (2n\sigma_\epsilon^4)^{-1}y^T\Omega^{-1}y\}^{-1}$. If $\mu \neq 0$, the rate is jointly minimized at*

$$a^{\text{opt}} = 1 - (n\sigma_\eta^2)^{-1}z^T\Omega^{-1}\Lambda\Omega^{-1}z, \quad \tilde{w}^{\text{opt}} = (\mu\Omega)^{-1}\{2\Lambda\Omega^{-1}z/(a^{\text{opt}}\sigma_\eta^2) - z\}. \quad (12)$$

Proof. The rate of convergence of Algorithm 2 can be optimized by minimizing $I_{\sigma_\eta^2, \sigma_\eta^2}$ with respect to a and w . We can show that $I_{\sigma_\eta^2, \sigma_\eta^2} = (2\sigma_\eta^4)^{-1}I$, where

$$I = \mu^2 a^2 \tilde{w}^T \Omega \tilde{w} / 2 + \mu a^2 z^T \tilde{w} - 2\sigma_\eta^{-2} a \mu z^T \Omega^{-1} \Lambda \tilde{w} + n(1-a)^2 + a^2 z^T \Omega^{-1} z / 2.$$

Note that z is defined in (5) and $I_{\sigma_\eta^2, \sigma_\eta^2}$ is to be evaluated at $\sigma_\eta^2 = \sigma_\eta^{2*}$. If $\mu = 0$, $z = \sigma_\epsilon^{-2}y$ and $I = n(1-a)^2 + (2\sigma_\epsilon^4)^{-1}a^2 y^T \Omega^{-1} y$ is independent of w . Therefore I is minimized at $a = \{1 + (2n\sigma_\epsilon^4)^{-1}y^T \Omega^{-1} y\}^{-1}$. If $\mu \neq 0$, setting $\partial I / \partial a = 0$ and $\partial I / \partial \tilde{w} = 0$ yields

$$a = \frac{2n + 2\sigma_\eta^{-2}\mu z^T \Omega^{-1} \Lambda \tilde{w}}{2n + (z + \mu\Omega\tilde{w})^T \Omega^{-1} (z + \mu\Omega\tilde{w})}, \quad \tilde{w} = (\mu\Omega)^{-1}\{2\Lambda\Omega^{-1}z/(a\sigma_\eta^2) - z\}.$$

Solving the two equations simultaneously, we obtain the results in (12). The Hessian of I can be verified to be positive definite at $(a^{\text{opt}}, w^{\text{opt}})$. Hence I is minimized at $(a^{\text{opt}}, w^{\text{opt}})$. \square

From Theorem 3, a^{opt} and w^{opt} depend not only on the unknown σ_η^* , but also on the observed data y . Thus even if the true parameter is known, a^{opt} and w^{opt} will still vary across datasets generated from model (4) due to sampling variability. We recommend updating a^{opt} and w^{opt} at each iteration in Algorithm 2 based on the latest update of σ_η^2 .

If $\mu = 0$, a^{opt} is clearly bounded in $(0, 1]$. If $\mu \neq 0$, a^{opt} is always bounded above by 1 but may be negative, especially when n is small and the signal-to-noise ratio is large. To investigate the dependence of a^{opt} on ϕ and the signal-to-noise ratio γ , we compute a^{opt}

for datasets simulated under a variety of parameter settings. We set $\mu = 1$, $\sigma_\epsilon^2 = 0.1$, $\sigma_\eta^2 \in \{0.01, 0.1, 1\}$, $\phi \in \{-0.99, -0.98, \dots, 0.99\}$, $n \in \{50, 500, 5000\}$ and generate 1000 datasets in each setting. Fig. 2 shows that the mean of a^{opt} seems to decrease as the signal-to-noise ratio increases, is symmetric about $\phi = 0$, and varies with ϕ in the form of an (inverted) U-shaped curve. Support for these observations is provided by Theorem 4 below, which derives an estimate \hat{a}_{opt} of a_{opt} for large n . This estimate (shown in Fig. 2) improves as n increases and is almost indistinguishable from a_{opt} for n greater than 500. Proof of Theorem 4 requires the trace of Q^{-1} and Q^{-2} which are stated in Property 3 (see ?).

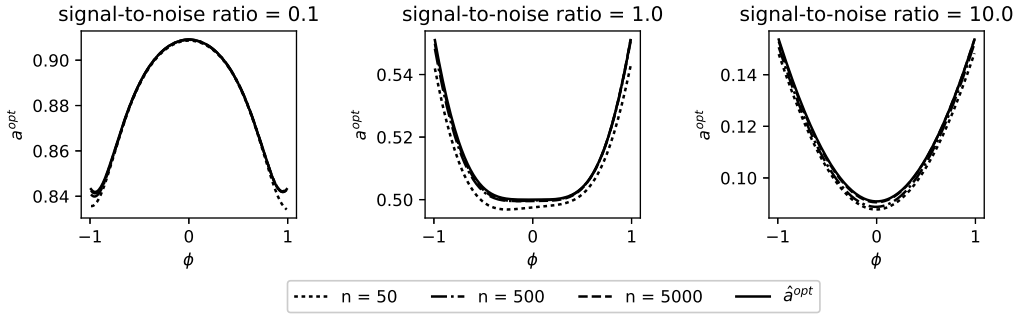


Figure 2: Plots show the value of a^{opt} averaged over 1000 datasets simulated under different parameter settings. Solid lines represent value of \hat{a}^{opt} in Theorem 4.

Property 4. The trace of Q^{-1} is $(\kappa_0^2 \kappa)^{-1} \{n \kappa_0 (\varphi_+^2 r_+^{n-1} + \varphi_-^2 r_-^{n-1}) + 2\gamma(r_+^n - r_-^n)\}$ and the trace of Q^{-2} is $(\kappa_0^2 \kappa^2)^{-1} \mathcal{S}$, where

$$\begin{aligned} \mathcal{S} = & 4n^2 \gamma^2 + 8n\gamma(\phi^2 - 1) + \kappa_0^{-1} n c (\varphi_+^4 r_+^{2n-2} - \varphi_-^4 r_-^{2n-2}) - 4\gamma(1 + \phi^2) + 2(\phi^2 - 1)^2 \\ & + 4\gamma \kappa_0^{-2} \{4\gamma + c(\varphi_+^2 r_+^{2n-1} + \varphi_-^2 r_-^{2n-1})\} + 2\kappa_0^{-1} (\phi^2 - 1) (\varphi_+^2 r_+^{2n-1} - \varphi_-^2 r_-^{2n-1}). \end{aligned}$$

Theorem 4. If $\mu \neq 0$, a^{opt} converges to \hat{a}^{opt} in quadratic mean as $n \rightarrow \infty$, where

$$\hat{a}^{\text{opt}} = 1 - \gamma [\{(1 - \phi)^2 + \gamma\} \{(1 + \phi)^2 + \gamma\}]^{-1/2}.$$

Proof. The marginal distribution of z is $N(0, \sigma_\epsilon^{-4} S^{-1})$. Let $\Sigma = \sigma_\epsilon^{-4} \Omega^{-1} \Lambda \Omega^{-1} S^{-1} = \gamma \Omega^{-1}$.

$$\begin{aligned} E(a^{\text{opt}}) &= 1 - (n\sigma_\eta^2)^{-1} \text{tr}(\Sigma) = 1 - (n\sigma_\epsilon^2)^{-1} \text{tr}(\Omega^{-1}) = 1 - (n|\phi|)^{-1} \gamma \text{tr}(Q^{-1}), \\ \text{var}(a^{\text{opt}}) &= (n\sigma_\eta^2)^{-2} 2\text{tr}(\Sigma^2) = (n\sigma_\epsilon^2)^{-2} 2\text{tr}(\Omega^{-2}) = (n|\phi|)^{-2} 2\gamma^2 \text{tr}(\Omega^{-2}). \end{aligned}$$

We first show that $E(a^{\text{opt}}) \rightarrow \hat{a}^{\text{opt}}$ and $\text{var}(a^{\text{opt}}) \rightarrow 0$ as $n \rightarrow \infty$. From Property 4,

$\lim_{n \rightarrow \infty} n^{-1} \text{tr}(Q^{-1})$ is

$$\frac{1}{\kappa_0} \lim_{n \rightarrow \infty} \frac{1 + (\varphi_-^2/\varphi_+^2)(r_-/r_+)^{n-1}}{1 - (\varphi_-^2/\varphi_+^2)(r_-/r_+)^{n-1}} + \frac{2\gamma}{\kappa_0^2} \lim_{n \rightarrow \infty} \frac{1 - (r_-/r_+)^n}{n\{\varphi_+^2/r_+ - (\varphi_-^2/r_+)(r_-/r_+)^{n-1}\}},$$

which reduces to κ_0^{-1} since $0 < r_-/r_+ < 1$. Moreover $\kappa_0 = r_+ - r_- = (c^2 - 4)^{1/2} = \{(1 - \phi)^2 + \gamma\}\{(1 + \phi)^2 + \gamma\}/|\phi|$. Similarly, we can show that $\lim_{n \rightarrow \infty} n^{-2} \text{tr}(Q^{-2}) = \lim_{n \rightarrow \infty} (n\kappa_0^2\kappa^2)^{-1} \mathcal{S} = 0$ by using the expression of \mathcal{S} in Property 4. Finally

$$E\{(a^{\text{opt}} - \hat{a}^{\text{opt}})^2\} = \text{var}(a^{\text{opt}}) + \{E(a^{\text{opt}}) - \hat{a}^{\text{opt}}\}^2 \rightarrow 0$$

as $n \rightarrow \infty$. □

Corollary 3. *If $\mu \neq 0$, $a^{\text{opt}} > 0$ asymptotically almost surely.*

Proof. From Theorem 4,

$$\text{pr}(a^{\text{opt}} < \hat{a}^{\text{opt}} - \epsilon) \leq \text{pr}(|a^{\text{opt}} - \hat{a}^{\text{opt}}| > \epsilon) \leq E\{(a^{\text{opt}} - \hat{a}^{\text{opt}})^2\}/\epsilon^2 \rightarrow 0$$

as $n \rightarrow \infty$ for any $\epsilon > 0$. Set $\epsilon = \hat{a}^{\text{opt}}$. □

The approximation in Theorem 4 lends insight on how a_{opt} varies with γ and ϕ . For instance, \hat{a}_{opt} is symmetric about $\phi = 0$. It is also easy to verify that $\partial \hat{a}_{\text{opt}}/\partial \gamma$ is always negative and hence \hat{a}_{opt} decreases strictly with the signal-to-noise ratio. From Corollary 3, a^{opt} is almost surely to lie in the interval $(0, 1)$ when n is large. On the other hand, w_t^{opt} in (12) is not bounded in $[0, 1]$ unlike in Section 3. Results from simulations (see Fig. 3) show that as $n \rightarrow \infty$, $E(w_t^{\text{opt}})$ is close to one under different conditions but there is greater variability when the signal-to-noise is large. In Theorem 5, we show that $E(w_t^{\text{opt}}) \rightarrow 1$ approximately as $n \rightarrow \infty$ by taking the moments of a second order Taylor's approximation. However, Fig 3 shows that the 5th and 95th quantiles of w_1^{opt} do not approach one even for large n , especially when $|\phi|$ is close to one and/or signal-to-noise ratio is large. Thus $\text{var}(w_t^{\text{opt}})$ does not seem to vanish as $n \rightarrow \infty$.

Theorem 5. *As $n \rightarrow \infty$, $E(w_t^{\text{opt}}) \rightarrow 1$ approximately.*

Proof. Since $E(\tilde{w}^{\text{opt}}) = 2(\mu\sigma_\eta^2\Omega)^{-1}\Lambda\Omega^{-1}E(z/a^{\text{opt}})$, it suffices to show that $\lim_{n \rightarrow \infty} E(\tilde{w}_t^{\text{opt}}) = \lim_{n \rightarrow \infty} E(C_t z/a^{\text{opt}}) \approx 0$, where C_t is the t th row of $2(\mu\sigma_\eta^2\Omega)^{-1}\Lambda\Omega^{-1}$. Let $u = C_t z$ and $v = a^{\text{opt}}$. By considering a second order Taylor approximation of u/v about its mean and taking expectations, $E(u/v) \approx E(u)/E(v) - \text{cov}(u, v)/E(v)^2 + E(u)\text{var}(v)/E(v)^3$. Since $E(u) = C_t E(z) = 0$ and $\text{cov}(u, v) = -(n\sigma_\eta^2)^{-1} \text{cov}(C_t z, z^T \Omega^{-1} \Lambda \Omega^{-1} z) = 0$ (third order mean-centered moments of a multivariate normal random vector are zero), $E(u/v) \approx 0$. □

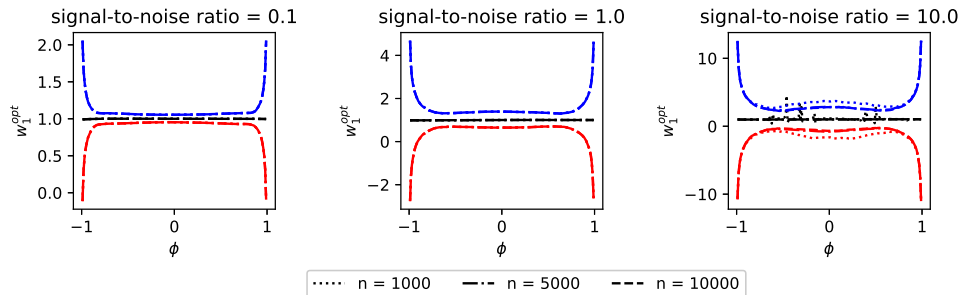


Figure 3: Black, red and blue lines represent respectively the mean, 5th and 95th quantiles of the values of w_1^{opt} over 1000 datasets simulated under different parameter settings.

Although $\text{var}(w_t)$ does not diminish for large n , Theorem 5 suggests that noncentering of μ is somewhat preferred. Suppose we impose a further restriction that w_t is equal to a common value, ω , for all t . We can show that the optimal ω , ω^{opt} , satisfies $E(\omega^{\text{opt}}) \approx 1$ and $\text{var}(\omega^{\text{opt}}) \rightarrow 0$ approximately as $n \rightarrow \infty$. In addition, the corresponding a^{opt} satisfies $E(a^{\text{opt}}) \rightarrow [1 + \gamma/\{2(1 - \phi^2)\}]^{-1}$ and $\text{var}(a^{\text{opt}}) \rightarrow 0$ approximately as $n \rightarrow \infty$. These results can be shown using Taylor's approximation in a similar fashion as Theorem 5. They suggest that it might be feasible to set $w = 1$ and $a = [1 + \gamma/\{2(1 - \phi^2)\}]^{-1}$ when n is large. These updates are computationally much less expensive to compute than that in (12). We investigate this possibility via simulations in Section 6.

5 All parameters unknown

From Sections 3 and 4, it can be seen that a parametrization that is optimal for inferring one parameter (say μ) may not be optimal for inferring another parameter (say σ_η^2). Hence when all the parameters, μ , σ_η^2 , σ_ϵ^2 and ϕ are unknown, we consider the alternating expectation-conditional maximization algorithm (Meng and van Dyk, 1997), which inserts an additional E-step before each conditional update, and allows the data augmentation scheme to vary across the conditional updates. This enables us to use the optimal parametrization for each parameter while conditioning on the rest. We split the parameters into three subsets: $\{\mu\}$, $\{\sigma_\eta^2\}$ and $\{\sigma_\epsilon^2, \phi\}$. As σ_ϵ^2 and ϕ are independent in $Q(\theta \mid \theta^{(i)})$, the updates of σ_ϵ and ϕ in (6) and (8) can be considered as a joint update. The optimal parametrizations for μ and σ_η^2 have been derived in Sections 3 and 4 and it remains to consider the augmented information matrix for $(\sigma_\epsilon^2, \phi)$. It can be shown that

$$I_{\sigma_\epsilon^2, \sigma_\epsilon^2} = \frac{n}{2\sigma_\epsilon^4}, \quad I_{\phi, \phi} = \frac{1 + \phi^2}{(1 - \phi^2)^2} + \frac{1}{\sigma_\eta^2} \sum_{t=2}^{n-1} (m_{01,t}^2 + V_{0,tt}), \quad I_{\sigma_\epsilon^2, \phi} = 0,$$

which are evaluated at $\theta = \theta^*$. As $I_{\text{aug}}((\sigma_\epsilon^{2*}, \phi^*))$ does not depend on either a or w , we can theoretically use any convenient parametrization, say the centered or noncentered

one. The alternating expectation-conditional maximization algorithm for inferring all the parameters, hereby known as Algorithm 3, is outlined below. Each iteration has three cycles. At each cycle, we update the parametrization and perform the E-step, followed by the M-step.

Initialize $\theta^{(0)}$. For $i = 1, \dots, N$,

Cycle 1. Set $a = 0$ and $w = w^{\text{opt}}$ as in (9). Update m_{aw} . Update μ as in (6).

Cycle 2. Set $a = 0, w = 0$ or $a = 1, w = 1$. Update m_{aw} and V_a .

Update ϕ and σ_ϵ^2 as in (6) and (8).

Cycle 3. Set $a = a^{\text{opt}}, w = w^{\text{opt}}$ as in (12). Update m_{aw} and V_a . Update σ_η^2 as in (7).

6 Simulations

To investigate the actual performance of Algorithms 1–3, we simulate data from model (4) under different settings. We set $n = 10^4$, $\mu = 1$, $\sigma_\epsilon^2 = 0.1$, $\phi = -0.95, 0.1$ or 0.95 (negative, low or high autocorrelation) and $\sigma_\eta^2 = 0.01, 0.1$ or 1 (low, medium or high heterogeneity). Twenty datasets are generated in each setting. The algorithms are terminated when the relative increase in the log-likelihood is less 10^{-8} or a maximum of 10000 iterations is reached. The Kalman filter is used to compute quantities involving Ω^{-1} efficiently, such as $\tilde{w}^{\text{opt}} = \sigma_\epsilon^2 \Omega^{-1} \mathbf{1}$ in (9).

Table 1 show results from Algorithm 1 where μ is the only unknown. Here we fix $a = 0$. The centered parametrization ($w = 0$) is generally more efficient than the noncentered ($w = 1$) when the signal-to-noise ratio and autocorrelation is high. This observation is consistent with Theorem 2. The partially non-centered parametrization ($\tilde{w} = \sigma_\epsilon^{-2} \Omega^{-1} \mathbf{1}$) is as efficient or better than the centered and noncentered parametrizations in all cases, which is expected since it converges instantly. The estimate of μ using the noncentered parametrization is significantly poorer and more time-consuming when autocorrelation and signal-to-noise ratio are both high.

ϕ	-0.95			0.1			0.95		
γ	0.1	1	10	0.1	1	10	0.1	1	10
noncentered	0.4	0.5	1.3	0.6	0.9	3.7	10.9	64.9	235.9
	1.001	1.001	1.000	1.001	1.000	0.999	0.998	0.991	0.941
centered	12.8	1.8	0.6	3.6	0.8	0.5	0.4	0.4	0.3
	1.001	1.001	1.000	1.001	1.000	0.999	0.998	0.992	0.974
partially noncentered	0.3	0.3	0.3	0.3	0.3	0.3	0.3	0.3	0.3
	1.001	1.001	1.000	1.001	1.000	0.999	0.998	0.992	0.974

Table 1: Average runtime of Algorithm 1 in tenth of seconds and average estimate of μ

For Algorithm 2 where σ_η^2 is the only unknown parameter, there is virtually no difference in the estimates obtained using different parametrizations. In terms of runtime,

the partially noncentered parametrization is the most efficient in all the settings, after taking into account the additional computation required to update a^{opt} and w^{opt} at each iteration and to compute σ_η^2 iteratively. The computationally less expensive approximate partially noncentered parametrization which sets $w = 1$ and $a = [1 + \gamma/\{2(1 - \phi^2)\}]^{-1}$ comes in a close second.

ϕ	-0.95			0.1			0.95		
γ	0.1	1	10	0.1	1	10	0.1	1	10
noncentered	5.3	10.6	23.2	3.8	1.4	3.0	5.3	11.0	26.7
centered	0.010	0.101	1.003	0.010	0.100	1.005	0.010	0.101	1.005
partially noncentered	2.3	1.2	0.6	1.0	0.8	0.6	2.3	1.2	0.6
partially noncentered (approximate)	0.010	0.101	1.003	0.010	0.100	1.004	0.010	0.101	1.005

Table 2: Averaged runtime of Algorithm 2 in tenth of seconds (bold) and estimate of σ_η^2

As for Algorithm 3, where all the parameters are unknown, there is no noticeable difference in the estimates provided by the different parametrizations except for the poor estimate of μ using the noncentered parametrization when signal-to-noise ratio and autocorrelation are both high. The partially noncentered parametrization is still the most efficient except for two settings, $(\phi = -0.95, \gamma = 10)$ and $(\phi = 0.95, \gamma = 10)$. In these two cases, the average number of iterations used by the partial noncentered parametrization are actually smaller than the centered by about one, but the additional computations required in updating a^{opt} and w^{opt} resulted in a longer runtime. The approximate partially centered parametrization seems to provide a feasible alternative which is more efficient in these cases. For Table 6, we used $(a = 1, w = 1)$ in the partial noncentered parametrization although setting $(a = 0, w = 0)$ yields similar results.

7 Extensions to Gibbs sampler and variational Bayes

7.1 Gibbs sampler

It is well-known that the rates of convergence of the EM algorithm and the Gibbs sampler are closely related. When the target distribution $p(\theta, x | y)$ is Gaussian, [Sahu and Roberts \(1999\)](#) showed that the rate of convergence of the Gibbs sampler that alternately updates θ and x is equal to that of the corresponding EM algorithm. If the precision matrix of $p(\theta, x | y)$ is

$$H = \begin{bmatrix} H_{11} & H_{12} \\ H_{12}^T & H_{22} \end{bmatrix},$$

ϕ		-0.95			0.1			0.95		
γ		0.1	1	10	0.1	1	10	0.1	1	10
noncentered		28.3	48.4	155.7	168.8	119.6	134.3	34.4	225.0	841.4
		1.001	1.001	1.000	1.001	1.000	0.999	0.998	0.991	0.944
		0.010	0.101	1.008	0.103	0.195	1.079	0.010	0.100	0.997
		0.100	0.099	0.097	0.007	0.006	0.025	0.100	0.101	0.104
		-0.949	-0.949	-0.949	0.007	0.049	0.091	0.951	0.951	0.951
centered		50.8	14.4	94.7	1.5	1.3	1.2	51.8	14.6	78.6
		1.001	1.001	1.000	1.001	1.000	0.999	0.998	0.992	0.974
		0.010	0.101	1.008	0.103	0.195	1.079	0.010	0.100	0.998
		0.100	0.099	0.097	0.007	0.006	0.025	0.100	0.101	0.104
		-0.949	-0.949	-0.949	0.007	0.049	0.091	0.951	0.951	0.951
partially non-centered		12.4	10.6	114.4	1.5	1.3	1.2	12.6	10.7	94.7
		1.001	1.001	1.000	1.001	1.000	0.999	0.998	0.992	0.974
		0.010	0.101	1.008	0.103	0.195	1.079	0.010	0.100	0.998
		0.100	0.099	0.097	0.007	0.006	0.025	0.100	0.101	0.104
		-0.949	-0.949	-0.949	0.007	0.049	0.091	0.951	0.951	0.951
partially non-centered (approximate)		21.8	13.4	97.9	1.3	1.0	1.1	22.1	13.6	81.2
		1.001	1.001	1.000	1.001	1.000	0.999	0.998	0.992	0.974
		0.010	0.101	1.008	0.103	0.195	1.079	0.010	0.100	0.998
		0.100	0.099	0.097	0.007	0.006	0.025	0.100	0.101	0.104
		-0.949	-0.949	-0.949	0.007	0.049	0.091	0.951	0.951	0.951

Table 3: Averaged runtime of Algorithm 3 in tenth of seconds (bold) and estimates of μ , σ_η^2 , σ_ϵ^2 and ϕ

where H_{11} and H_{22} are the blocks corresponding to θ and x respectively, then the common rate of convergence is $H_{11}^{-1}H_{12}H_{22}^{-1}H_{21}$. Next, we show that the strategy of partially noncentering the location parameter works for the Gibbs sampler as well and the results of Section 3 can be transferred over. In the Bayesian setting, we consider a flat prior $p(\mu) \propto 1$ for μ . The Gibbs sampler corresponding to Algorithm 1 has two blocks:

- Initialize $\mu^{(0)}$. For $i = 1, \dots, N$,
- Step 1. Sample $\alpha^{(i)}$ from $p(\alpha \mid \mu^{(i-1)}, y)$.
 - Step 2. Sample $\mu^{(i)}$ from $p(\mu \mid \alpha^{(i)}, y)$.

All the states are sampled simultaneously in step 1, which can be performed using the simulation smoother of [de Jong and Shephard \(1995\)](#) for instance. The conditional distribution of $p(\alpha \mid \mu, y)$ is given in (5) and

$$\mu \mid y, \alpha \sim N(\tau(w)^{-1}(\sigma_\epsilon^{-2}y^T w - \sigma_\eta^a \rho(w)^T \alpha), \tau(w)^{-1}).$$

The joint posterior density $p(\mu, \alpha \mid y)$ is Gaussian with precision matrix H , where $H_{11} = \tau(w)$, $H_{12} = \sigma_\eta^a \rho(w)^T$ and $H_{22} = \sigma_\eta^{2a} \Omega$. By [Sahu and Roberts \(1999\)](#), the rate of convergence of the Gibbs sampler is $\tau(w)^{-1} \rho(w)^T \Omega^{-1} \rho(w)$, which is the same as that

stated in Theorem 1. Hence the Gibbs sampler converges instantly and produces independent draws when $w = w^{\text{opt}}$. Alternatively, if we combine the updates in steps 1 and 2, the update of μ at the i th iteration is

$$\mu^{(i)} = \tau(w)^{-1} [1^T S y + \rho(w)^T \Omega^{-1} \rho(w) \mu^{(i-1)} + \{\rho(w)^T \Omega^{-1} \rho(w) + \tau(w)\}^{1/2} Z],$$

where $Z \sim N(0, 1)$. Hence the rate of convergence can be optimized by minimizing the autocorrelation at lag 1, $\tau(w)^{-1} \rho(w)^T \Omega^{-1} \rho(w)$, and the result in Theorem 1 follows.

7.2 Variational approximation

We demonstrate that variational Bayes methods (Attias, 1999) can also benefit from partial noncentering. Consider a variational Bayes approximation to $p(\mu, \alpha | y)$ of the form $q(\alpha, \mu) = q(\alpha)q(\mu)$. Subjected to this density product restriction, the optimal $q(\alpha)$ and $q(\mu)$, obtained by minimizing the Kullback-Leibler divergence from $p(\mu, \alpha | y)$ to $q(\alpha, \mu)$, are $N(m_\alpha^q, \sigma_\eta^{-2a} \Omega^{-1})$ and $N(m_\mu^q, \tau(w)^{-1})$ respectively (see, e.g. Ormerod and Wand, 2010), where

$$m_\alpha^q = \sigma_\eta^{-a} \Omega^{-1} \{\sigma_\epsilon^{-2} y - \rho(w) m_\mu^q\}, \quad m_\mu^q = \tau(w)^{-1} \{\sigma_\epsilon^{-2} y^T w - \sigma_\eta^a \rho(w)^T m_\alpha^q\}.$$

The variational Bayes algorithm thus iterates between updating m_α^q and m_μ^q . Combining the two updates, we have at the i th iteration,

$$m_\mu^{q(i)} = \tau(w)^{-1} (1^T S y + \rho(w)^T \Omega^{-1} \rho(w) m_\mu^{q(i-1)}).$$

Hence the rate of convergence is also given by $\tau(w)^{-1} \rho(w)^T \Omega^{-1} \rho(w)$ and this rate is minimized to zero (instant convergence) when $w = w^{\text{opt}}$. Moreover, $\tau(w^{\text{opt}}) = (1^T S^{-1} 1)^{-1}$. Hence $m_\mu^q = (1^T S^{-1} 1)^{-1} 1^T S y$ and $q(\mu)$ is able to capture the true marginal distribution of μ , which is

$$\mu | y \sim N((1^T S 1)^{-1} 1^T S y, (1^T S 1)^{-1}).$$

7.3 Equivalent rates of convergence

In summary, when μ is the only unknown parameter, the rate of convergence of the EM algorithm, corresponding two block Gibbs sampler and variational Bayes algorithm are all equal to $\tau(w)^{-1} \rho(w)^T \Omega^{-1} \rho(w)$ and this rate is optimized when $w = w^{\text{opt}}$. This outcome is in line with the result of Tan and Nott (2014) who extended the proof of Sahu and Roberts (1999) to show the equivalence of the rates of convergence between the variational Bayes algorithm, the EM algorithm and the Gibbs sampler when the target density is Gaussian. For the EM algorithm, w^{opt} minimizes the fraction of missing information while for the Gibbs sampler, the autocorrelation at lag 1 for μ is minimized. For

variational Bayes, w^{opt} , besides optimizing the rate of convergence, also produces a more accurate posterior approximation. This is because $\text{cov}(\alpha, \mu|y) = -(\sigma_\eta^a \mathbf{1}^T S \mathbf{1} \Omega)^{-1} \rho(w)$ is zero when $w = w^{\text{opt}}$, and $q(\alpha, \mu) = q(\alpha)q(\mu)$ is then an accurate reflection of the dependence structure between α and μ .

8 Discussion

This article represents an encouraging first step in the investigation of efficient data augmentation techniques and partially noncentered parametrizations for state space models. By focusing first on Gaussian state space models, we are able to derive the working parameters in closed form and study their (large sample) properties. These properties seem to differ significantly from working parameters for say random effect models, as w_t for instance is no longer bounded in $[0,1]$ and there is an additional dependence on ϕ . We aim to extend these ideas to more complex state space models using mixtures of Gaussians as well as investigate further the links between EM, Gibbs and variational Bayes algorithms.

Acknowledgement

The author's research is supported by the start-up grant (R-155-000-190-133). The author also wish to thank Robert Kohn for some helpful discussion.

Supplementary material

Supplementary material available online includes Julia code for algorithms 1–3, extended proofs and other technical details. Proofs of Properties 1–4 may be found in an unpublished technical report available from the author.

References

- Attias, H. (1999). Inferring parameters and structure of latent variable models by variational Bayes. In K. Laskey and H. Prade (Eds.), *Proceedings of the 15th Conference on Uncertainty in Artificial Intelligence*.
- de Jong, P. and N. Shephard (1995). The simulation smoother for time series models. *Biometrika* 82, 339–350.
- Dempster, A. P., N. M. Laird, and D. B. Rubin (1977). Maximum likelihood from incomplete data via the EM algorithm. *J. R. Statist.Soc. B* 39, 1–38.
- Durbin, J. and S. J. Koopman (2012). *Time series analysis by state space methods*. UK: Oxford University Press.

- Frühwirth-Schnatter, S. (2004). Efficient Bayesian parameter estimation. In A. Harvey, S. J. Koopman, and N. Shephard (Eds.), *State Space and Unobserved Component Models: Theory and Applications*, pp. 123–151. Cambridge University Press.
- Gelfand, A. E., S. K. Sahu, and B. P. Carlin (1995). Efficient parametrisations for normal linear mixed models. *Biometrika* 82, 479–488.
- Gelfand, A. E., S. K. Sahu, and B. P. Carlin (1996). Efficient parametrisations for generalized linear mixed models. In J. M. Bernardo, J. O. Berger, A. P. Dawid, and A. F. M. Smith (Eds.), *Bayesian Statistics 5*.
- Harvey, A. C. and S. Peters (1990). Estimation procedures for structural time series models. *Journal of Forecasting* 9, 89–108.
- Kalman, R. E. (1960). A new approach to linear filtering and prediction problems. *Journal of Basic Engineering, Transactions of the ASME, Series D* 82, 35–45.
- Liu, C., D. B. Rubin, and Y. N. Wu (1998). Parameter expansion to accelerate EM: The PX-EM algorithm. *Biometrika* 85, 755–770.
- Meng, X.-L. and D. B. Rubin (1993). Maximum likelihood estimation via the ECM algorithm: A general framework. *Biometrika* 80, 267–278.
- Meng, X.-L. and D. van Dyk (1997). The EM algorithm—an old folk-song sung to a fast new tune. *J. R. Statist.Soc. B* 59, 511–567.
- Meng, X.-L. and D. van Dyk (1998). Fast EM-type implementations for mixed effects models. *J. R. Statist.Soc. B* 60, 559–578.
- Ormerod, J. T. and M. P. Wand (2010). Explaining variational approximations. *The American Statistician* 64, 140–153.
- Papaspiliopoulos, O., G. O. Roberts, and M. Sköld (2003). Non-centered parameterisations for hierarchical models and data augmentation. In J. M. Bernardo, M. J. Bayarri, J. O. Berger, A. P. Dawid, D. Heckerman, A. F. M. Smith, and M. West (Eds.), *Bayesian Statistics 7*, pp. 307–326. New York: Oxford University Press.
- Papaspiliopoulos, O., G. O. Roberts, and M. Sköld (2007). A general framework for the parametrization of hierarchical models. *Statist. Sci.* 22, 59–73.
- Pitt, M. K. and N. Shephard (1999). Analytic convergence rates and parameterization issues for the Gibbs sampler applied to state space models. *Journal of Time Series Analysis* 20, 63–85.
- Roberts, G. O. and S. K. Sahu (1997). Updating schemes, correlation structure, blocking and parameterization for the Gibbs sampler. *J. R. Statist.Soc. B* 59, 291–317.
- Sahu, S. K. and G. O. Roberts (1999). On convergence of the EM algorithm and the Gibbs sampler. *Statistics and Computing* 9, 55–64.
- Shumway, R. H. and D. S. Stoffer (1982). An approach to time series smoothing and forecasting using the EM algorithm. *Journal of Time Series Analysis* 3, 253–264.
- Tan, M., G.-L. Tian, H.-B. Fang, and K. W. Ng (2007). A fast EM algorithm for quadratic optimization subject to convex constraints. *Statistica Sinica* 17, 945–964.
- Tan, S. L. and D. J. Nott (2014). Variational approximation for mixtures of linear mixed models. *Journal of Computational and Graphical Statistics* 23, 564–585.
- Watson, M. W. and R. F. Engle (1983). Alternative algorithms for the estimation of dynamic

- factor, mimic and varying coefficient regression models. *Journal of Econometrics* 23, 385 – 400.
- Wu, C. F. J. (1983). On the convergence properties of the EM algorithm. *Ann. Statist.* 11, 95–103.
- Yu, Y. and X.-L. Meng (2011). To center or not to center: That is not the question—An ancillarity-sufficiency interweaving strategy (ASIS) for boosting MCMC efficiency. *Journal of Computational and Graphical Statistics* 20, 531–570.