

©2017 IEEE. Personal use of this material is permitted. Permission from IEEE must be obtained for all other uses, in any current or future media, including reprinting/republishing this material for advertising or promotional purposes, creating new collective works, for resale or redistribution to servers or lists, or reuse of any copyrighted component of this work in other works.

The final, published version of this paper is available under: S. Marksteiner, V. J. Expósito Jiménez, H. Vallant, and H. Zeiner, "An Overview of Wireless IoT Protocol Security in the Smart Home Domain," *2017 Joint 13th CTTE and 10th CMI Conference on Internet of Things Business Models, Users, and Networks*, Copenhagen, 2017, pp. 1-8. doi: 10.1109/CTTE.2017.8260940. <http://ieeexplore.ieee.org/document/8260940/>

# An Overview of Wireless IoT Protocol Security in the Smart Home Domain

Stefan Marksteiner, Víctor Juan Expósito Jiménez, Heribert Vallant, Herwig Zeiner

JOANNEUM RESEARCH Forschungsgesellschaft mbH

DIGITAL - Institute for Information and Communication Technologies

Graz, Austria

Email: stefan.marksteiner@joanneum.at

**Abstract**—While the application of IoT in smart technologies becomes more and more proliferated, the pandemonium of its protocols becomes increasingly confusing. More seriously, severe security deficiencies of these protocols become evident, as time-to-market is a key factor, which satisfaction comes at the price of a less thorough security design and testing. This applies especially to the smart home domain, where the consumer-driven market demands quick and cheap solutions. This paper presents an overview of IoT application domains and discusses the most important wireless IoT protocols for smart home, which are KNX-RF, EnOcean, Zigbee, Z-Wave and Thread. Finally, it describes the security features of said protocols and compares them with each other, giving advice on whose protocols are more suitable for a secure smart home.

**Index Terms**—IoT, Security, Smart Homes, Protocols, KNX-RF, EnOcean, Zigbee, Z-Wave, Thread

## I. INTRODUCTION

### A. Motivation

Although wireless sensor connections offer several ways to increase our productivity in many fields such as smart home, smart production or smart transportation, it also introduces some risks to be aware of. The usage of a wireless physical communication, which allows attackers easier interception of communications, together with the Internet of Things (IoT) [1] [2] or Web of Things (WoT) [3] also leads to unprecedented opportunities for attackers to reveal confidential information and to manipulate data. It is crucial to find efficient and effective methods to counteract such attacks. Otherwise, all the benefits of the IoT will be forfeit.

In order to address these challenges, first, a deep security analysis of the existing technologies is needed to help discover the root causes as well as find analysis techniques that allow verifying the security of the system. Moreover, other aspects also have to be considered to reach a secure environment. In some cases, there are no resources to implement the needed secure methods, for example, on sensor nodes with limited resources that operate in adverse environments in which very efficient methods have to be provided. On the other hand, security is not only a hardware method. For this reason, software attacks, for example attacks against memory consumption, have to be always in scope to avoid them.

An analysis about the security on the IoT would be huge and it can not be done just in one publication. Because of

this fact, our research is focused on a security analysis of the main wireless protocols in the smart home domain. This publication has three main parts. The next section gives an overview of the different domains that can be found in the Internet of Things. Section III describes the way in which the sensors can be connected as well as a brief presentation of the selected wireless protocols. The subsequent Section IV provides a security analysis of each protocol and Section V, eventually, shows the conclusion and outlook of our research.

### B. Related Work

Security and privacy are not simple tasks and include several different issues to carry out in an IoT domain, the article in [4] gives us an overview of the most common challenges in this field. On the other hand, Granjal et al. [5] present an exhaustive analysis of the security and privacy of each layer of the OSI model according to the existing protocols and their implication in the general IoT domain. Focusing on the smart home domain topic, an extended analysis of the security is detailed in [6]. It contains an in-depth report of the main aspects of this area, such as the most common threats and good practices as well as a brief protocol analysis and security implications of using of cloud platform on smart homes. One step beyond is given from [7], in which the authors not only describe the main security and privacy threads, but introduce an algorithm to secure each situation. Finally, they test them in a real-environment with successful results. Although, it seems that these issues only concern researchers, the conclusions of the research [8] present that one of the main problems customers find to implement smart home solutions is security followed by inflexibility, costs, and poor manageability, which indicates that it is also an important point for customers.

Unfortunately, sometimes the theoretical research is not enough and a practical research is needed. For example, [9] introduces a study about the Google Nest<sup>1</sup> and the Nike+ Fuelband<sup>2</sup>, in which both hardware and software are analyzed. Another interesting approach is given in [10], in which the security and privacy are tested in different IoT demos, such as a small light system. It describes detailed analysis and depicts

<sup>1</sup><https://nest.com/>

<sup>2</sup><https://www.nike.com/nike-plus>

the possible risks for each scenario. Moreover, a new kind of devices to take into account are the low energy devices in which a security system has to be applied but is constrained by an extremely low power usage as the article [11] describes. [12] shows why a smart home scenario cannot be considered as an isolated system by proving it can be exploited by using an external mobile application.

Along with this related work, we have seen numerous security and privacy threads and also some possible solutions, but not an extended security comparison of the available protocols that can be used in the smart home domain, which is the main focus of this paper.

## II. IOT APPLICATION DOMAINS

Figure 1 displays an overview of the (smart) IoT application domains considered in this paper, including the communication protocols used in each respective area.

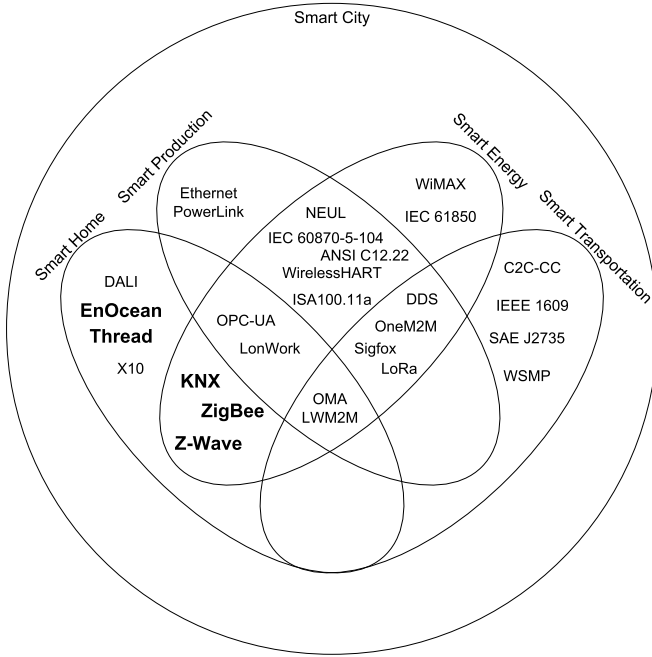


Fig. 1. Venn diagram of IoT application domains and included protocols

### A. Smart Home

The smart home market is getting more and more dynamic and, according a Smart Home Customer Survey of Deloitte [13], in 2018 one million households could already be smart in Germany. According to that study, the main interests in Smart Home are closely linked to more comfort and safety, followed by savings on heating and electricity costs. The main barriers for customers are on the one hand the costs and on the other the concerns regarding data protection and data security. One important recommendation for the market players is to address security and privacy adequately and make it transparent to the customer. Within this paper we give an overview of the most common wireless protocols used in the

Smart Home domain and an analysis of the defined security measures.

### B. Smart Production

Recent reports [14] [15], describe key issues for the next generation of smart production analytic services. Relevant applications are: digital performance management (including a data-driven mindset and integration across previously isolated functions); predictive maintenance (including integration of diverse data sets and using, e.g., advanced self-learning algorithms); yield, energy, and throughput optimization (including integration of process control with other data); next-level automation (including improvements in sensor technology and demand planning); and digital quality management (including the use of new sensing technologies and semi-automated quality control). In Smart Production, wireless sensor networks will play a key role for increasing the flexibility of a data driven production lifecycle. Furthermore, for such a connected environment, it is clear that we should deal with cyber security issues described in this paper.

### C. Smart Transportation

Smart transportation is becoming one of the biggest domains of the IoT. The implementation of the Controller Area Network (CAN) [16], that is commonly used in the automation control together with new protocols and communication technologies such as the 5G [17] or IoT-Narrow Band (IoT-NB) [18], opens new possibilities to exchange information. These new technologies are able to give smart transportation the necessary packet delay and data transmission rate. Moreover, new hardware implementations, specifically designed to make the right decision as fast as possible, provide a new key tool for the future of the autonomous vehicles. In this future they will have to be able to not only communicate with other cars or services, but process all information of the environment in real time to make the right choice. In consequence, the protection of all sensible information, as well as communications, has to be a mandatory point to ensure the safety and privacy of users.

### D. Smart Energy

In the energy domain, several standards are available for different areas ranging from generation, transmission, distribution and distributed energy resources to the customers, which may be also producers themselves, making them so-called prosumers. A good overview of these standards is available at the International Electrotechnical Commission Website<sup>3</sup>. Regarding communication networks, the whole range beginning from home area networks, located at the customer, over the field area networks at the distribution level and wide area networks at transmission level are represented. That means wireless standards like 2G/3G/4G, WiMAX, WLAN, WirelessHART, ISA100.11a, ZigBee, Z-Wave, 6LoWPAN, LoraWan, Sigfox, as well as wired standards such as Ethernet, profibus, profinet, modbus or PLC are used for connectivity. Frequently, smart

<sup>3</sup><http://smartgridstandardsmap.com/>

energy gateways are used to consolidate communications, having their own security requirements [19].

### III. WIRELESS SMART HOME PROTOCOLS

Before going deep into the protocols in IoT, it is highly recommended to start on Open Systems Interconnection (OSI) layer model which gives a better understanding of the implementation of the explained protocols. The OSI layer model [20] provides a standard architecture to define network communication with the following layers:

- *Layer 1 - Physical:* Information of bits through a physical medium;
- *Layer 2 - Data link:* Controls errors in transmission between two adjacent nodes by using frames;
- *Layer 3 - Network:* Adds the concept of routing in which a frame is able to reach a destination beyond adjacent nodes;
- *Layer 4 - Transport:* Reliable transmission of data, in which new optional capabilities can be added such as retransmission or flow control;
- *Layer 5 - Session:* Manages the sequence and flow of events;
- *Layer 6 - Presentation:* Manages the syntax processing of messages to be used in the application layer such as the encryption/decryption;
- *Layer 7 - Application:* The layer where end-user applications are implemented.

Another approach is given in the TCP/IP model [21], [22], which is frequently used for internet communications because it is a simplified vision of the OSI layer model by only using four layers. The figure 2 shows a representation of both versions

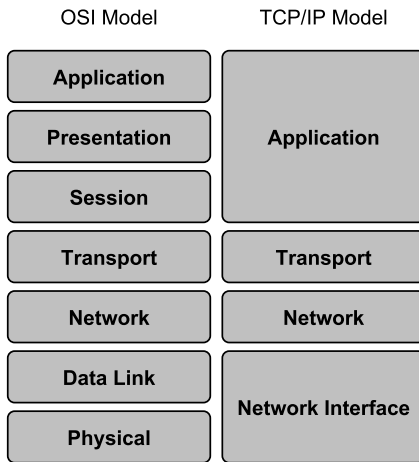


Fig. 2. Overview of the OSI model on the different protocols

In the field of the IoT, [23] proposes an IoT stack as the combination of four main components: the physical layer, the IoT platform, the communication protocols/technologies and the application layer. Instead, [24] suggests an architecture

based on three main layers: the perception layer, the network layer, and the application layer. Following these approaches, this publication is focused on the network layer in which several protocols and communication technologies are described as well as the security and privacy aspects of each of the selected domains.

Another important point to consider is the way in which devices are connected to each other on a wireless domain. Although there are several topologies, two main types can be differentiated:

- *Centralized or star:* There is central node or hub which is the responsible one for managing communications with other nodes of the network and the outside;
- *Decentralized or fully connected:* All nodes are connected to other network nodes; this kind of topology is not efficient when the network is bigger, because the communication effort grows exponential with the number of.

A middle ground between the topologies above is the mesh topology, in which several nodes are able to communicate with each other through the communication between intermediary nodes. The figure 3 depicts an example of a mesh network, which also may include other topologies such as the following:

- *Ring:* All nodes make a loop in which each node is connected to two nodes; the information goes through each node until it reaches the destination node;
- *Bus:* All nodes are connected to a backbone and communications and messages go through it in which all nodes receive all messages; if the backbone cable fails, all networks fail;
- *Line or point-to-point:* Is the simplest network topology, which consists of the connection between two endpoints.

This research is focused on the wireless protocols which are available in the smart home domain. These requirements reject the protocols: X10 [25], DALI [26] [27], and LonWorks [28] that mainly use power line and twisted pair as on the physical layer. It is also focused on the security implications of protocols on the network and transport layers of the OSI model. According to that, OMA Lightweight M2M (OMA LWM2M) [29] and OPC Unified Architecture (OPC UA) [30] were also discarded because are implemented beyond the transport layer. Then, the chosen protocols are the following:

#### A. KNX-RF

Developed in 1991, KNX<sup>4</sup> is one of the main protocols in the Heating, Ventilation and Air Conditioning (HVAC), with a huge number of compatible devices available on the market. Moreover, in 2006, it was accepted as an open standard by the ISO/IEC 14543-3 specification. The protocol is based on the OSI model and covers the data link, network, and transport layer. In this paper, we focus on KNX Radio Frequency (RF), although the protocol is not limited to this physical medium and is able to use other transmission mediums such as the twisted pair, power line, and ethernet (KNXnet/IP). The used band for the wireless transmission is located in the industrial,

<sup>4</sup><https://www.knx.org/>

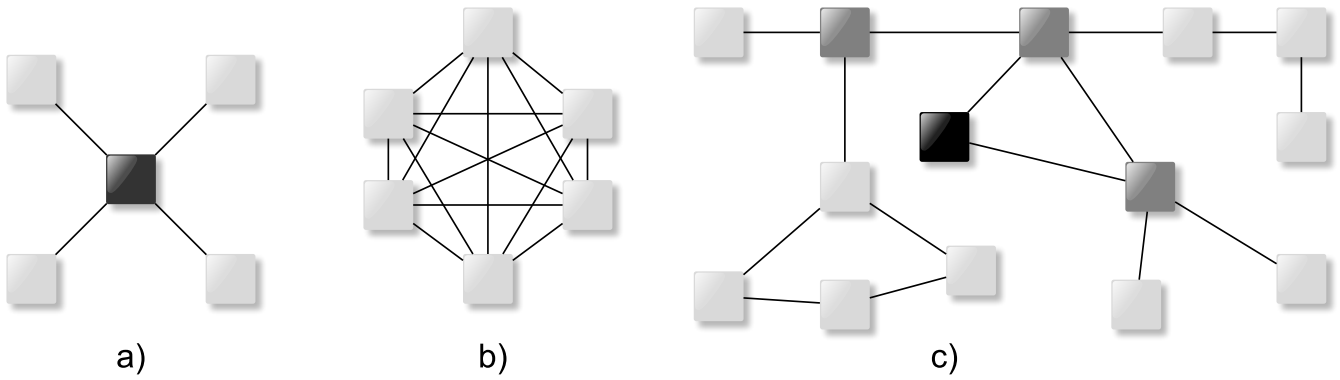


Fig. 3. Network topologies in this publication: a) Star b) Fully connected c) Mesh

scientific and medical (ISM) bands, specifically at 868 MHz and 2.4 GHz and is able to reach a maximum range up to 150 meters. The maximum data rate transmission is up to 16.385 kbps.

The nodes are connected through tree topologies: line, tree, and star. A KNX network is based on areas and lines. Each area can include a maximum of 15 lines where the devices are connected as end nodes. The maximum number of devices that can be addressed is 65k, which can communicate with each other without any master device because KNX is a peer-to-peer system.

#### B. EnOcean

Although it was patented in 2001, in 2012 it became an international standard (ISO/IEC 14543-3-10). Its main feature is the wireless power supply which allows devices be independent of a battery to work, because they receive their energy from the wireless signal. The EnOcean standard involves the three lowest layers of the OSI model; physical, data, and network. To ensure a better integration, the EnOcean alliance provides the EnOcean Equipment Profiles (EEP) layer which is located in the application layer to reach interoperability between different type of products and suppliers with this standard. It uses the ISM bands as transmission frequency; 868 MHz, 315 MHz, and, since May 2017, 2.4 GHz through Easyfit<sup>5</sup>. EnOcean uses a mesh topology in which all nodes communicate with each other. The signal range is up to 300 meters in free field and 30 meters inside a building and the maximum data rate is 125 kbps.

#### C. Zigbee

Zigbee was developed in 2001 and updated by the Zigbee PRO specification in 2007. The latter is fully backward compatible and includes some improvements, such as a better security. Unique about Zigbee is the implementation of concrete specifications for different scenarios. Two examples are Zigbee LightLink that is widely used on smart light systems

(i.e Philips Hue<sup>6</sup>), or Zigbee Green Power, which is able to work with battery-less devices in a similar way EnOcean does. Zigbee can be used with three topologies; star, tree and mesh in which a maximum of 65k nodes are supported. Zigbee operates in the ISM bands, 913 MHz, 868 MHz and 2.4 GHz and the devices range is limited to 10-100 meters. The maximum provided data range is up to 20kbps within 913 MHz and 868 MHz bands and 250 kbps for the 2.4 GHz band. Zigbee uses the IEEE 802.15.4 standard as a physical and data link layer.

#### D. Z-Wave

Developed in 2001, Z-Wave is mainly focused on wireless lightweight and low-latency transmission data. The newest update of the protocol, called Z-Wave Plus, was given in 2013 and adds some improvements such as better battery life as well as wireless range. Unlike Zigbee or EnOcean, Z-Wave is not a standard and its development is controlled by the Z-Wave Alliance<sup>7</sup> which involves over 600 companies including big players of the IoT sector like Siemens or Huawei. Z-Wave uses a mesh network with the number of connected devices in a network limited to up to 232 nodes. Z-Wave involves the four lower layers of the OSI models, physical, data link, network and transport. Moreover, the implementation of the physical and data link layers has been included as standard G.9959 by the International Telecommunication Union (ITU). It is able to work on the common industrial frequency 828 MHz at EU markets and 908 MHz as a part of the ISM bands with a maximum range of up to 30 meters. Finally, the maximum provided data rate is up to 100 kbps.

#### E. Thread

Thread<sup>8</sup> is a standard that has been specially designed for wireless device-to-device communications. It can be used on small and large networks together with low-power devices. One of the strongest advantages of the stack is that there is no

<sup>5</sup><https://www.easyfit-solutions.com/>

<sup>6</sup><http://www2.meethue.com/>

<sup>7</sup><https://z-wavealliance.org/>

<sup>8</sup><https://threadgroup.org/>

single point of failure. If a slave device depends on a master device that is unavailable, the child is able to independently select another master device. This is possible because it uses a mesh network topology together with 6LoWPAN, in which every node can act as master node and there is no limit to connected nodes due to the usage of IPv6. 6LoWPAN is also used in the version 4.2 of Bluetooth<sup>9</sup> Low Energy (BLE) through the Internet Protocol Support Profile [31], which enables Bluetooth Smart sensors to access the Internet directly via 6LoWPAN connectivity. The Thread protocol implementation is given in the layers number 3 and 4 of the OSI layer model and uses the IEEE 802.15.4 standard in the layers 1 and 2, which allows a data rate of 250 kbps.

#### IV. PROTOCOL SECURITY

This section contains an analysis of the security measures taken by the protocols from Section III. On this behalf, it describes the cryptographic methods (algorithms and operation modes) for assuring confidentiality, authenticity, integrity and replay protection for each protocol. It further gives an overview of protocol- and implementation-related security issues for each of the protocols.

##### A. KNX-RF

The KNX protocol itself defines no security measures in KNX, apart from less-than state-of-the-art, plain text-transmitted passwords [32]. However, KNX has been extended with *KNX Data Security*, providing encryption, authentication and integrity checking using AES-CCM with 128 bits, as well as a sequence number as a counter. The key exchange is via pre-shared secret, with a project specific tool key derived from a unique *Factory Device Set up Key (FDSK)*, which is the PSK [33]. Despite some time being in use, a detailed security analysis of the KNX Security extensions is still not available [34]. An earlier analysis of a draft state of KNXnet/IP Secure, however, found numerous attack vectors and security service shortcomings [35].

##### B. EnOcean

EnOcean provides authentication, integrity checking, encryption and replay protection [36]. For encryption, the protocol provides two cryptographic means: AES-CBC and *variable AES (VAES)*. The EnOcean specification defines for AES-CBC in its schematic description that “The initialization vector has all bytes set to 0”. A constant initialization vector, however, is regarded insecure [37]<sup>10</sup>, therefore using AES-CBC in EnOcean is discouraged. VAES, on the other hand, can be seen as a variant of the *counter mode (CTR)*. The counter in this setup consists of a specified *Public Key* and a *Rolling Code (RLC)*. The latter should start with a random number (also called *nonce*) [37]. For message authentication and integrity checking, an AES-CMAC is used, which is

generally regarded secure under the conditions that no all-zero payloads occur and that the AES key will change after at most  $2^{48}$  messages [37]. The aforementioned RLC could, apart from being part of VAES, also be a part of a secured EnOcean packet and, in conjunction with the CMAC, as such be used for replay protection. Therefore, when using *EnOcean*, it is recommended to use a *nonce*-starting RLC within the packet for replay protection, VAES for encryption and CMAC for authentication and integrity checking. All of these (optional) parameters (including a RLC initialization value) are exchanged in a *teach-in mode*. This mode allows using a pre-shared key, which should be used, as otherwise the exchange will take place unencrypted, including the session key used later on.

##### C. Zigbee

Zigbee builds on IEEE 802.15.4 (see Section III-C) and is therefore subject to security issues concerned with that protocol, which are out of this paper’s scope. Zigbee’s security measures reside, following its architecture, on its network (*NKW*) and application (*APS*) layers (see Figure 4). The combined encryption and authentication relies on AES-CCM\*, which provides both services, and is currently regarded secure while integrity and replay protection rely, in conjunction with the former, on a message integrity code and a frame counter [38]. The protocol uses a 802.15.4-derived security level scheme with eight levels (0-7), of which the lower four operate unencrypted and the upper four are encrypted. For each half, the lowest level (0 and 4, respectively) provides no authenticity and integrity checking, while the upper ones include increasingly sized (32, 64, 128 bits of length) *message integrity codes (MIC)* [39]. For integrity-checking only (1-3), it uses an AES-CBC-MAC, which is discouraged outside of AES-CCM [40]. Therefore, only the levels 5-8 can assure authenticity and integrity. Zigbee uses two types of keys: *network keys* and *link keys*. The former are mainly used for broadcasts and capable of securing a Zigbee message at the NKW layer, but have to be known to the entire network, while the latter may be used for end-to-end security, but only at APS layer. The network key may be pre-shared or transmitted by a *trust center*, which may have to occur unencrypted, opening a temporary vulnerability [38]. Both versions of message security add auxiliary headers and, if applicable, a MIC at their respective layer, thus resembling an encapsulating security payload. The verification of the link (*APS* layer) key is secured using a *Hashed Message Authentication Code (HMAC)*, where the hash function is a *Matyas-Meyer-Oseas* construction with AES-128 as block cipher<sup>11</sup> [39].

Zigbee can operate in a centralized or distributed manner. The former uses a *trust center* for controlling security (in particular authorizing new devices and handling key distribution). In distributed Zigbee networks, the devices of network form a mesh topology, where each router can act as a parent to

<sup>9</sup><https://www.bluetooth.org>

<sup>10</sup>An all-zero initialization vector is practice with CBC-MAC, which, however, is regarded insecure outside the CCM (see Section IV-C)

<sup>11</sup>Using the same key and block size of 128 bytes thereby eliminates the need for key compression

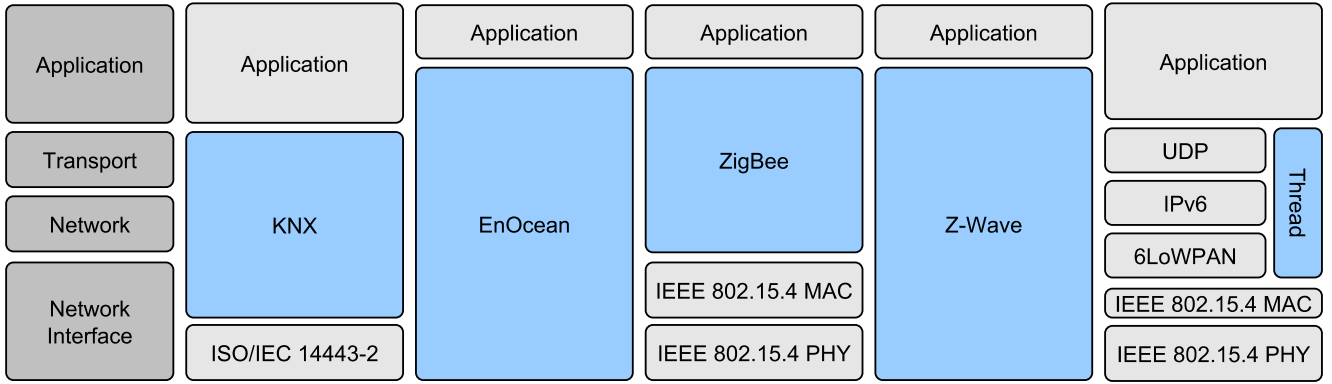


Fig. 4. Stack of each protocol according to the TCP/IP Model

new devices, while if a network key is pre-commissioned in some form, there is no additional authorization. Furthermore, application link keys, used for securing application layer data, are not established in Zigbee relaying that task to a higher level protocol [39]. This lack of specification leaves room for insecure behaviour.

In the centralized model, a Zigbee network, from a security perspective, forms a star topology with the *trust center* as a hub. In this setup, despite using strong (cryptographic) building blocks, there are some severe security flaws, particularly the assumption of key secrecy. Essentially, ZigBee provides two methods of key establishment, pre-shared keys and the usage of a publicly known *Default Trust Center Link Key*, which is common practices for ease-of-interoperability reasons<sup>12</sup>. This could compromise initial key exchange procedures using a built-in fallback mechanism in the standard [41]. Also, low-cost IoT devices may not have a secure key storage, so extracting a network key could be a trivial task. This is even more an issue in the lighting networks using the *Zigbee Light Link (ZLL)* specification, as ZLL devices should relay on NWK security<sup>13</sup>. Using the *touchlink* feature, devices can furthermore be forced to associate with a rouge controller from several meters distance [41]. In this setup, also denial of service attacks, like factory resets and permanent device disconnects are possible [42]. Furthermore, a formal analysis of the Zigbee protocol from 2012 yielded indications of vulnerabilities to multiple authentication attack types, specifically timing attacks, that lead to the disclosure of Zigbee's default key [43].

#### D. Z-Wave

Z-Wave provides confidentiality, authentication and replay attack protection utilizing a distinct *Security Layer* within its *Security Command Classes*. Within the latest revision, Zigbee exhibits two classes: *Security 0 (S0)* for lightweight and *Security 2 (S2)* for stronger security. The latter is divided

into three subclasses: *S2 Access Control*, *S2 Authenticated* and *S2 Unauthenticated*. All of these classes use AES-128 encryption. To secure key exchanges, S2 uses *Elliptic Curve Diffie Hellman (ECDH)* schemes and must support *Curve25519*, with a public key length of 256 bits. This length conforms with the recommendations of the German *Federal Office for Information Security (BSI)* [44]. The curve itself is currently regarded secure [45], although recently a side-channel attack against a specific implementation has been discovered [46]. S0 is intended for use with legacy devices, not capable of enforcing S2 security. In S0, the network key is shared by all devices in a network (similar to Zigbee, see Section IV-C). This is not the case in S2, where each subclass has its own network to prevent a compromised low-security class device from compromising higher-security class ones. Technically, S2 access control and authenticated are equivalent, while S2 unauthenticated lacks client authentication capabilities. S2 Encryption and Authentication are provided by AES-128 in CCM mode, while integrity checking and replay protection rely on an AES-128-CMAC and *Pre-Agreed Nonces (PAN)* with next-nonce derivation functions. So far, there are no known security flaws in the protocol itself. However, there are examples of successful examples of attacks against specific implementations. For instance, a Z-Wave door lock implementation has been able to be forced to overwrite its shared network due to the lack of an important state validation check [47].

#### E. Thread

As with Zigbee, Thread uses a network-wide key as network-level protection [48]. This key is used to secure packets via AES-CCM and is exchanged via a variant of *juggling Password-Authenticated Key Exchange (J-PAKE)*, based on P-256 elliptic curve Diffie-Hellman<sup>14</sup> key exchange (called *EC-JPAKE*). As this key is known by all devices, the protocol additionally recommends application layer protection. Therefore,

<sup>12</sup>Specified with the value *ZigbeeAlliance09*

<sup>13</sup>Besides the fallback, there is also a publicly leaked master key globally securing network key exchange on all ZLL certified devices.

<sup>14</sup>While there is no clear evidence, there is distrust against NIST elliptic curve standards due to possible backdoors [49]. P-256 is a NIST-standardized elliptic curve.

it relies on *Transport Layer Security (TLS)* [50] and *Datagram Transport Layer Security RFC6347* (both version 1.2). These protocols provide full security services and are well proliferated. These protocols are also used for the commissioning and join processes. There are, however, more or less secure configurations, therefore standardized advice for configuring these protocols should be adhered to [51]. Using full end-to-end security via TLS or DTLS, however, might have a negative impact on performance and not all small embedded devices might be capable thereof. As compromising one device might, if TLS or DTLS is not used consequently, compromise potentially the whole network or at least parts thereof, this circumstance poses a severe security problem.

## V. CONCLUSION

This paper described the most important IoT protocols for smart home applications in general and more specifically from a security perspective. From the five considered protocols (Zigbee, EnOcean, Z-Wave, KNX-RF and Thread), all have encryption and/or authentication/integrity checking services defined, funded on AES with 128 bits (see Table I), and apart from EnOcean, all of them at support the CCM block cipher mode for combined encryption and integrity checking. The latter uses a CBC and a Counter mode variant, where the specification has room for improvement. For the Zigbee protocol, there are several security analyses that revealed blatant vulnerabilities (especially, but not limited to the decentralized mode of operation). Thread is aware of the weakness of sharing a symmetric network key and tries to compensate this by using TLS-based end-to-end security, which, however, may prove difficult for large networks in practice and may also be challenging for small embedded devices. Detailed analyses of the finalized KNX security services are still lacking, although an evaluation of a draft version of these has revealed a number of security flaws. Z-Wave is also yet not well explored, as it was proprietary for a long time before becoming a standard. However, so far only attacks on implementations, not on the protocol itself are known. Z-Wave is, however, of the protocols in this paper, the one using the strongest security building blocks, utilizing a nonce-based counter and, with S0 and S2 together with its subcategories, a security class-based architecture, plus a secure key exchange method based on elliptic curve Diffie-Hellman. Also on Diffie-Hellman relies the Thread protocol although on a less trusted curve, while all other protocol rely on less practical or secure method as pre-shared or default keys to secure the key exchange.

## ACKNOWLEDGMENT

This research was partly funded by the Comet-Project DeSSnet- Dependable, secure and time-aware sensor networks. DeSSnet is funded in the context of COMET Competence Centers for Excellent Technologies by BMVIT, BMWFW, Styrian Business Promotion Agency (SFG) and the Province of Styria - Government of Styria, the Carinthian Economic Promotion Fund (KWF) and the Province of Carinthia - Government of Carinthia. The programme COMET is conducted by

the Austrian Research Promotion Agency (FFG). The authors are grateful to the institutions funding the DeSSnet project and wish to thank all project partners for their contributions

## REFERENCES

- [1] Ovidiu Vermesan and Joël Bacquet, *Cognitive Hyperconnected Digital Transformation Internet of Things Intelligence Evolution*. Gistrup, Denmark: River Publishers, 2007.
- [2] J. Lin, W. Yu, N. Zhang, X. Yang, H. Zhang, and W. Zhao, "A survey on internet of things: Architecture, enabling technologies, security and privacy, and applications," *IEEE Internet of Things Journal*, vol. 4, no. 5, pp. 1125–1142, Oct 2017.
- [3] H. Zeiner, M. Goller, V. J. Expósito Jiménez, F. Salmhofer, and W. Haas, "Secos: Web of things platform based on a microservices architecture and support of time-awareness," *e & i Elektrotechnik und Informationstechnik*, vol. 133, no. 3, pp. 158–162, 2016.
- [4] A. Alrawais, A. Alhothaily, C. Hu, and X. Cheng, "Fog computing for the internet of things: Security and privacy issues," *IEEE Internet Computing*, vol. 21, no. 2, pp. 34–42, Mar 2017.
- [5] J. Granjal, E. Monteiro, and J. S. Silva, "Security for the internet of things: A survey of existing protocols and open research issues," *IEEE Communications Surveys Tutorials*, vol. 17, no. 3, pp. 1294–1312, thirdquarter 2015.
- [6] J. M. Batalla, A. Vasilakos, and M. Gajewski, "Secure smart homes: Opportunities and challenges," *ACM Comput. Surv.*, vol. 50, no. 5, pp. 75:1–75:32, Sep. 2017. [Online]. Available: <http://doi.acm.org/10.1145/3122816>
- [7] A. C. Jose and R. Malekian, "Improving smart home security: Integrating logical sensing into smart home," *IEEE Sensors Journal*, vol. 17, no. 13, pp. 4269–4286, July 2017.
- [8] A. B. Brush, B. Lee, R. Mahajan, S. Agarwal, S. Saroiu, and C. Dixon, "Home automation in the wild: Challenges and opportunities," in *Proceedings of the SIGCHI Conference on Human Factors in Computing Systems*, ser. CHI '11. New York, NY, USA: ACM, 2011, pp. 2115–2124. [Online]. Available: <http://doi.acm.org/10.1145/1978942.1979249>
- [9] O. Arias, J. Wurm, K. Hoang, and Y. Jin, "Privacy and security in internet of things and wearable devices," *IEEE Transactions on Multi-Scale Computing Systems*, vol. 1, no. 2, pp. 99–109, April 2015.
- [10] C. Kolias, A. Stavrou, J. Voas, I. Bojanova, and R. Kuhn, "Learning internet-of-things security "hands-on"," *IEEE Security Privacy*, vol. 14, no. 1, pp. 37–46, Jan 2016.
- [11] W. Trappe, R. Howard, and R. S. Moore, "Low-energy security: Limits and opportunities in the internet of things," *IEEE Security Privacy*, vol. 13, no. 1, pp. 14–21, Jan 2015.
- [12] V. Sivaraman, D. Chan, D. Earl, and R. Boreli, "Smart-phones attacking smart-homes," in *Proceedings of the 9th ACM Conference on Security & Privacy in Wireless and Mobile Networks*, ser. WiSec '16. New York, NY, USA: ACM, 2016, pp. 195–200. [Online]. Available: <http://doi.acm.org/10.1145/2939918.2939925>
- [13] Deloitte and Technische Universität München. (2015, Jul.) Ready for TakeOff: Smart Home aus Konsumentensicht. [Accessed 12-Oct-2017]. [Online]. Available: <http://www.connected-living.org/content/4-information/4-downloads/4-studien/8-ready-for-takeoff/deloitte-smart-home-consumer-survey-20150701.pdf>
- [14] Y. Zhang, S. Ren, Y. Liu, T. Sakao, and D. Huisinigh, "A framework for big data driven product lifecycle management," *Journal of Cleaner Production*, vol. 159, pp. 229–240, 2017.
- [15] S. Wang, J. Wan, D. Li, and C. Zhang, "Implementing smart factory of industrie 4.0: an outlook," *International Journal of Distributed Sensor Networks*, vol. 12, no. 1, p. 3159805, 2016.
- [16] M. Goossens, F. Mittelbach, and A. Samarin, *CAN System Engineering: From Theory to Practical Applications*. New York City: Springer International Publishing AG, 2013.
- [17] A. Gupta and R. K. Jha, "A survey of 5g network: Architecture and emerging technologies," *IEEE Access*, vol. 3, pp. 1206–1232, 2015.
- [18] Y. D. Beyene, R. Jantti, K. Ruttki, and S. Iraj, "On the performance of narrow-band internet of things (nb-iot)," in *2017 IEEE Wireless Communications and Networking Conference (WCNC)*, March 2017, pp. 1–6.
- [19] S. Marksteiner and H. Vallant, "Towards a Secure Smart Grid Storage Communications Gateway," in *Proceedings of the 2017 Smart City Symposium Prague (SCSP)*. New York, NY, USA: IEEE, May 2017, pp. 1–6.



TABLE I  
SECURITY FEATURES PER PROTOCOL

	Authentication/Integrity Algorithm	Length	Encryption Algorithm	Length	Replay Protection	Key Exchange
Zigbee	HMAC_MatyasMeyerOseas AES-CBC-MAC (L 1-3) AES-CCM (L 5-7)	128	AES-CCM* (L4-7)	128	Counter	PSK or global default
EnOcean	CMAC_AES	128	AES-CBC VAES (AES-CTR)	128 128	NONE Counter	PSK or plain
Z-Wave	CMAC_AES, AES-CCM	128	AES-CCM	128	Nonce-based	ECDH_Curve25519
KNX(-RF)	AES-CCM	128	AES-CCM	128	Counter	PSK
Thread	AES-CCM	128	AES-CCM	128	Counter	mod. ECDH_P-256

- [20] ITU-T, *Information Technology - Open Systems Interconnection - Basic Reference Model: The Basic Model*, International Telecommunication Union Std. X.200, Jul. 1994.
- [21] R. Braden, "Requirements for Internet Hosts – Communication Layers," Internet Requests for Comments, RFC Editor, RFC 1122, Oct 1989. [Online]. Available: <https://tools.ietf.org/html/rfc1122>
- [22] —, "Requirements for Internet Hosts – Application and Support," Internet Requests for Comments, RFC Editor, RFC 1123, Oct 1989. [Online]. Available: <https://tools.ietf.org/html/rfc1123>
- [23] E. Fernandes, A. Rahmati, K. Eykholt, and A. Prakash, "Internet of things security research: A rehash of old ideas or new intellectual challenges?" *IEEE Security Privacy*, vol. 15, no. 4, pp. 79–84, August 2017.
- [24] M. Wu, T.-J. Lu, F.-Y. Ling, J. Sun, and H.-Y. Du, "Research on the architecture of internet of things," in *2010 3rd International Conference on Advanced Computer Theory and Engineering (ICACTE)*, vol. 5, Aug 2010, pp. V5–484–V5–487.
- [25] I. P. O. T. Vijay Saraswat, Bard Bloom and D. Grove, "X10 specification," IBM, Tech. Rep. 2.6.1, 2017.
- [26] H. Li, M. Wu, and Y. Zhong, "Development and research of lighting system based on dali," in *2008 3rd IEEE Conference on Industrial Electronics and Applications*, June 2008, pp. 1302–1307.
- [27] F. Domingo-Perez, A. G. de Castro, J. M. Flores-Arias, F. J. Bellido-Outeirino, and A. Moreno-Munoz, "Lighting control system based on dali and wireless sensor networks," in *2012 IEEE PES Innovative Smart Grid Technologies (ISGT)*, Jan 2012, pp. 1–6.
- [28] Dietmar Loy and Dietmar Dietrich and Hans-Jorg Schweinzer, *Open Control Networks: LonWorks/EIA 709 Technology*. New York City: Springer US, 2001. [Online]. Available: <http://www.springer.com/gp/book/9780792374060>
- [29] C. A. L. Putera and F. J. Lin, "Incorporating oma lightweight m2m protocol in iot/m2m standard architecture," in *2015 IEEE 2nd World Forum on Internet of Things (WF-IoT)*, Dec 2015, pp. 559–564.
- [30] "Overview and Concepts," OPC Foundation, Tech. Rep. 1.04.07, 2017. [Online]. Available: <https://opcfoundation.org/developer-tools/specifications-unified-architecture/part-1-overview-and-concepts>
- [31] J. Nieminen, T. Savolainen, M. Isomaki, B. Patil, Z. Shelby, and C. Gomez, "IPv6 over BLUETOOTH(R) Low Energy," Internet Requests for Comments, Internet Engineering Task Force, RFC 7668, 2015.
- [32] Daniel Schwarz, "The Current State of Security in Smart Home Systems Threats in the Internet of Things," SEC Consult, Tech. Rep., 2016.
- [33] KNX Association, "KNX Secure," KNX Association, KNX Position Paper. [Online]. Available: [https://www.knx.org/media/docs/downloads/Marketing/Flyers/KNX-Secure-Position-Paper/KNX-Secure-Position-Paper\\_en.pdf](https://www.knx.org/media/docs/downloads/Marketing/Flyers/KNX-Secure-Position-Paper/KNX-Secure-Position-Paper_en.pdf)
- [34] H. Glanzer, L. Krammer, and W. Kastner, "Increasing security and availability in knx networks," in *Sicherheit 2016*, 2016, pp. 241–252.
- [35] A. Judmayer, L. Krammer, and W. Kastner, "On the security of security extensions for ip-based knx networks," in *2014 10th IEEE Workshop on Factory Communication Systems (WFCS 2014)*, May 2014.
- [36] EnOcean GmbH, "Security of EnOcean Radio Networks V1.9," Internet Requests for Comments, EnOcean GmbH, Specification, 2013. [Online]. Available: <https://www.enocean.com/security-specification>
- [37] N. P. Smart, V. Rijmen, B. Gierlichs, K. Paterson, M. Stam, B. Warinschi, and G. Watson, "Algorithms, key sizes and parameters report - 2014," European Union Agency for Network and Information Security, Tech. Rep. TP-05-14-084-EN-N, 2014.
- [38] M. Krauß and R. Konrad, *ZigBee-Sicherheit*. Wiesbaden: Springer Fachmedien Wiesbaden, 2014, pp. 333–356.
- [39] Zigbee Alliance, "Zigbee Specification," Zigbee Alliance, ZigBee Document 05-3474-21, 2015.
- [40] M. Dworkin, "The CCM Mode for Authentication and Confidentiality," NIST Special Publication, National Institute of Standards and Technology, SP 800-38C, 2004, retrieved at March 15, 2014. [Online]. Available: [http://csrc.nist.gov/publications/nistpubs/800-38C/SP800-38C\\_updated-July20\\_2007.pdf](http://csrc.nist.gov/publications/nistpubs/800-38C/SP800-38C_updated-July20_2007.pdf)
- [41] T. Zillner, "ZigBee Exploited - The good, the bad and the ugly," in *Presented as part of the BlackHat 2015 Conference*. Las Vegas, NV: Blackhat, 2015. [Online]. Available: <https://www.blackhat.com/docs/us-15/materials/us-15-Zillner-ZigBee-Exploited-The-Good-The-Bad-And-The-Ugly-wp.pdf>
- [42] P. Morgner, S. Matthejat, Z. Benenson, C. Müller, and F. Armknecht, "Insecure to the touch: Attacking zigbee 3.0 via touchlink commissioning," in *Proceedings of the 10th ACM Conference on Security and Privacy in Wireless and Mobile Networks*, ser. WiSec '17. New York, NY, USA: ACM, 2017, pp. 230–240. [Online]. Available: <http://doi.acm.org/10.1145/3098243.3098254>
- [43] A. P. Melaragno, D. Bandara, D. Wijesekera, and J. B. Michael, "Securing the zigbee protocol in the smart grid," *Computer*, vol. 45, no. 4, pp. 92–94, April 2012.
- [44] Bundesamt für Sicherheit in der Informationstechnik, "Cryptographic Mechanisms: Recommendations and Key Lengths," Bundesamt für Sicherheit in der Informationstechnik, Technical Guideline TR-02102-1, 2017.
- [45] A. Langley, M. Hamburg, and S. Turner, "Elliptic Curves for Security," Internet Requests for Comments, Internet Engineering Task Force, RFC 7748, 2016.
- [46] D. Genkin, L. Valenta, and Y. Yarom, "May the Fourth Be With You: A Microarchitectural Side Channel Attack on Several Real-World Applications of Curve25519," in *Proceedings of the 2017 ACM Computers and Systems Security Conference*, ser. CCS '17. New York, NY, USA: ACM, 2017, to appear, preprint available under: <https://eprint.iacr.org/2017/806>.
- [47] B. Fouladi and S. Ghanoun, "Security evaluation of the z-wave wireless protocol," in *Black hat USA*, vol. 24, 2013, pp. 1–2.
- [48] Thread Group, "Thread Commissioning," Thread Group, Tech. Rep., 2015.
- [49] D. J. Bernstein, T. Lange, and R. Niederhagen, *Dual EC: A Standardized Back Door*. Berlin, Heidelberg: Springer Berlin Heidelberg, 2016, pp. 256–281.
- [50] T. Dierks and E. Rescorla, "The Transport Layer Security (TLS) Protocol Version 1.2," Internet Requests for Comments, Internet Engineering Task Force, RFC 5246, 2008.
- [51] Y. Sheffer, R. Holz, and P. Saint-Andre, "Recommendations for Secure Use of Transport Layer Security (TLS) and Datagram Transport Layer

Security (DTLS),” Internet Requests for Comments, Internet Engineering Task Force, Tech. Rep., 2015.