

Link diagrams in Seifert manifolds and applications to skein modules

Boštjan Gabrovšek¹ and Maciej Mroczkowski²

¹Faculty of Mathematics and Physics, University of Ljubljana, Jadranska 21, 1000 Ljubljana, Slovenia.

²Institute of Mathematics, Faculty of Mathematics, Physics and Informatics, University of Gdansk, 80-308 Gdansk, Poland.

Abstract

In this survey paper we present results about link diagrams in Seifert manifolds using arrow diagrams, starting with link diagrams in $F \times S^1$ and $N \hat{\times} S^1$, where F is an orientable and N an unorientable surface. Reidemeister moves for such arrow diagrams make the study of link invariants possible. Transitions between arrow diagrams and alternative diagrams are presented. We recall results about the Kauffman bracket and HOMFLYPT skein modules of some Seifert manifolds using arrow diagrams, namely lens spaces, a product of a disk with two holes times S^1 , $\mathbb{R}P^3 \# \mathbb{R}P^3$, and prism manifolds. We also present new bases of the Kauffman bracket and HOMFLYPT skein modules of the solid torus and lens spaces.

1 Arrow diagrams of links in products and twisted products of S^1 and a surface

Let F be an orientable surface and N an unorientable surface. In this section we recall the construction of arrow diagrams for links in $F \times S^1$, introduced in [13], and $N \hat{\times} S^1$, introduced in [11]. These diagrams are very similar to gleams introduced in [16].

1.1 Arrow diagrams of links in $F \times S^1$

Let L be a link in $M = F \times S^1$. We cut M along $F_0 = F \times \{1\}$, $1 \in S^1$, to get $M' = F \times [0, 1]$. By a general position argument we may assume that L intersects F_0 transversally in a finite number of points. In M' the link L becomes L' - a collection of circles and arcs with endpoints coming in pairs $(x, 0)$ and $(x, 1)$, $x \in F$. Let π be the vertical projection from M' onto F . Then $\pi(L')$ is a collection of closed curves. Again, by a general position argument, we may assume that there are only transversal double points in $\pi(L')$ and the endpoints of arcs are projected onto points distinct from these double points. An arrow diagram D of the link L is $\pi(L')$ with some extra information: for double points P , the usual information of over- and undercrossing is encoded depending on the relative height of the two points $\pi^{-1}(P)$ in $F \times [0, 1]$; for points Q that are projections of endpoints of arcs $(x, 0)$ and $(x, 1)$ in L' , orient L in such a way that the height drops by 1 in L' when the first coordinate crosses x , and put on Q an arrow indicating this orientation.

Thus, an arrow diagram D is a collection of immersed curves in F , with under- and overcrossing information for double points and some arrows on these curves. For an example see the diagram on Figure 1.

We call an arrow diagram regular, if none of the following forbidden positions appear on the diagram:

- i) cusps (Fig. 2a),
- ii) self-tangency points (Fig. 2b),
- iii) triple points (Fig. 2c),
- iv) two arrows coincide (Fig. 2d),
- v) arrows and crossings coincide (Fig. 2e).

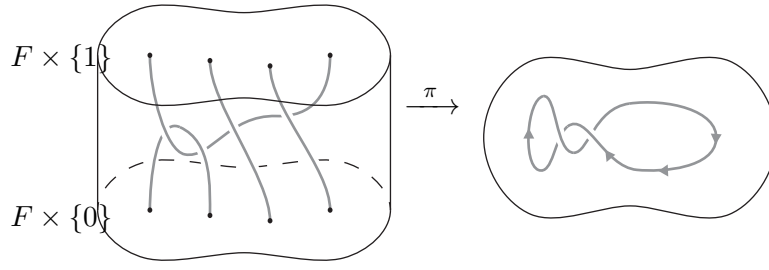


Figure 1: A link in $F \times S^1$ and its diagram.

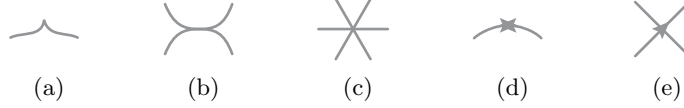


Figure 2: Forbidden positions of regular diagrams in $F \times S^1$.

With standard arguments of general position we may assume that every link admits a regular diagram.

We complete this section by providing a list of generalized Reidemeister moves associated with the arrow diagrams. As usual, Reidemeister moves coincide with the change of diagram that occurs when an isotopy of the link is performed in such a way that the configuration of arcs (and arrows) passes through a forbidden position in the projection. We therefore assign each forbidden position an associated Reidemeister move. By general position theory, the ambient isotopy bringing one link diagram to another one passes through only a finite number of such forbidden positions, hence a finite number of Reidemeister-type moves.

As in the classical case, Reidemeister moves Ω_1 , Ω_2 , and Ω_3 (Figure 3) arise from the forbidden positions i), ii), and iii), respectively. Positions iv) and v) generate Reidemeister moves Ω_4 (“arrow annihilation”) and Ω_5 (“arrow push”), respectively. Graphical interpretation of moves Ω_4 and Ω_5 are presented in Figure 4 and Figure 5, respectively.

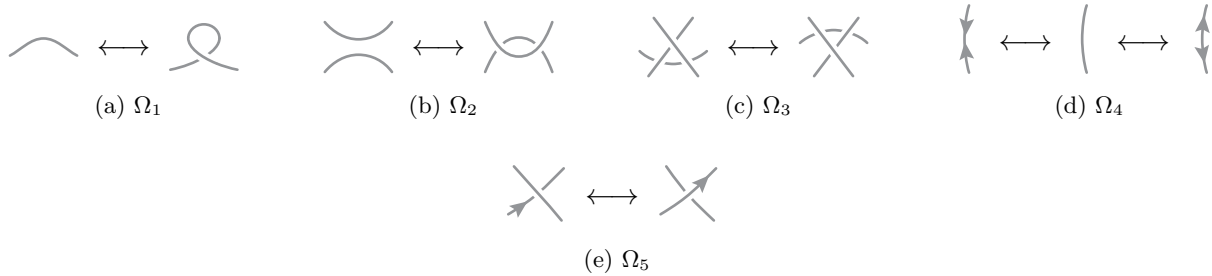


Figure 3: Classical Reidemesiter moves $\Omega_1 - \Omega_3$ and two “arrow” moves Ω_4 and Ω_5 .

We conclude this section with the following Reidemeister-type theorem.

Theorem 1. *A link L_1 is ambient isotopic to a link L_2 if and only if an arrow diagram D_1 of L_1 can be obtained from an arrow diagram D_2 of L_2 by a finite series of Reidemeister moves Ω_1 to Ω_5 .*

1.2 Arrow diagrams of links in $N \hat{\times} S^1$

An unorientable surface N is obtained from a sphere with n holes S_n by glueing k of the boundary S^1 's with antipodal maps (which is equivalent to glueing Mobius bands to these holes). Denote the k boundary S^1 's by C . Let $M = N \hat{\times} S^1$ be obtained from $M' = S_n \times S^1$ by glueing $(x, y) \in C \times S^1$ to $(-x, r(y))$, where r is a reflection of S^1 (one may take the complex conjugation). Let L be a link in M . In M' , L becomes L' , a collection of circles and arcs with endpoints coming in antipodal pairs (x, y) and $(-x, r(y))$ in $C \times S^1$.

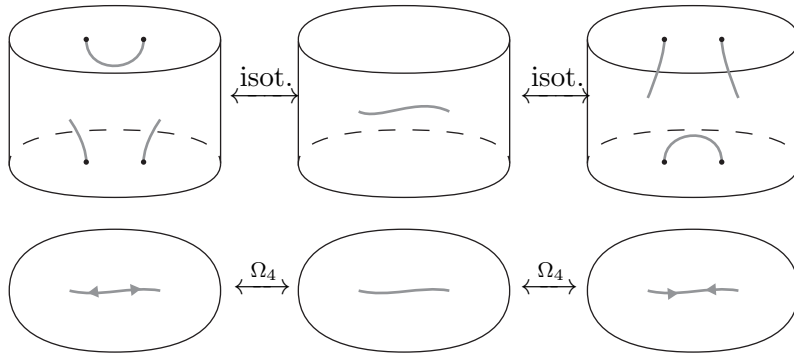


Figure 4: Interpretation of the move Ω_4 .

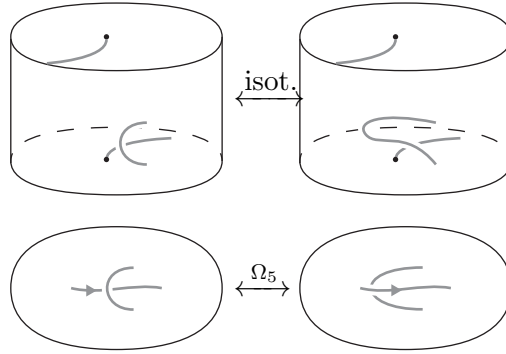


Figure 5: Interpretation of the move Ω_5 .

For L' in $S_n \times S^1$ one constructs an arrow diagram as in the previous subsection, the only difference being that there are now some arcs with endpoints coming in antipodal pairs. For an example of a diagram see Figure 6.

We call a diagram regular, if, in addition to the list (1), none of the following forbidden positions appear on the diagram:

- vi) tangency points with the boundary (Fig. 7a),
- vii) crossing coincides with the boundary (Fig. 7b),
- viii) arrow coincides with the boundary (Fig. 7c).

To these additional forbidden positions vi), vii), and viii), we associate Reidemeister moves Ω_6 , Ω_7 , and Ω_8 (Figure 8), respectively.

Theorem 2. *A link L_1 is ambient isotopic to a link L_2 in $N \hat{\times} S^1$ if and only if an arrow diagram D_1 of L_1 can be obtained from an arrow diagram D_2 of L_2 by a series of Reidemeister moves Ω_1 to Ω_8 .*

Example 1. *The connected sum of two projective spaces $\mathbb{R}P^3 \# \mathbb{R}P^3$ is also a twisted S^1 over $\mathbb{R}P^2$. Thus, diagrams consists of closed curves and arcs in a disk with endpoints of arcs coming in antipodal pairs on the boundary of the disk. An example of Reidemeister moves between diagrams is presented in Figure 9.*

2 Arrow diagrams for links in Seifert manifolds

Definition 1. *A standard fibered torus corresponding to a pair of coprime integers (q, p) , $q > 0$, or $\frac{p}{q}$, is the solid cylinder $D^2 \times I$, where we identify the ends of the solid cylinder with a $2\pi p/q$ twist. Each S^1 fiber comes from q vertical segments in the cylinder, except for the core fiber which comes from the central vertical segment. We call this core fiber exceptional if $q > 1$.*




Figure 6: A diagram of a link in $N \hat{\times} S^1$.

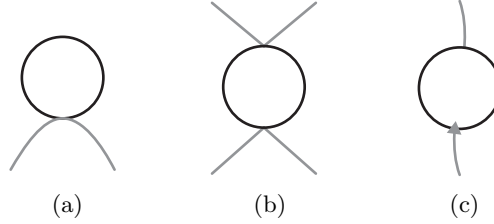


Figure 7: Additional forbidden positions of regular diagrams in $N \hat{\times} S^1$.

Definition 2. A Seifert manifold (also a Seifert fibered space) is a closed 3-manifold which can be decomposed into a disjoint union of S^1 's (called fibers), such that each tubular neighbourhood of a fiber is a standard fibered torus.

Any orientable Seifert manifold M can be obtained from $F \times S^1$ or $N \hat{\times} S^1$ through a finite number of surgeries (q_i, p_i) on vertical S^1 fibers (see [14]).

To perform such a surgery one removes a vertical solid torus T_1 with longitude l_1 and meridian m_1 on ∂T_1 corresponding to a vertical and horizontal S^1 's in the product $F \times S^1$ or $S_n \times S^1$ in the case of $N \hat{\times} S^1$ (see the previous section). Then, another solid torus T_2 with fixed longitude l_2 and meridian m_2 is glued to ∂T_1 , so that m_2 is glued to the curve $q_i m_1 + p_i l_1$, see Figure 10. After glueing the meridional disk along this curve, the remaining ball of T_1 is glued to finish the surgery.

The diagram of a link L in the Seifert manifold M is constructed as before, assuming that L misses the exceptional fibers of the surgeries (which can be done by general position). These exceptional fibers project to points in F or N , disjoint from the curves of the diagram. These points appear in the diagrams, together with the type of surgery (q_i, p_i) next to them. See Figure 11 as an example.

If $q_i = 1$, the fiber is not exceptional and, as a shorthand, next to the point onto which it is projected, we put (p_i) instead of $(1, p_i)$. For instance, if M is an S^1 -bundle over F , then there is a unique (p) fiber in the diagrams, $p \in \mathbb{Z}$. If $p = 0$ one gets just $S^1 \times F$.

With the added surgery fibers we get an additional forbidden position:

- ix) the surgery point and strand coincide (Figure 12a), (2)

which gives rise to the Reidemeister move $\Omega_{(q_i, p_i)}$, corresponding to sliding an arc of the link L through the meridional disk of T_2 . The $\Omega_{(q, p)}$ move is shown in Figure 12, it consists of going q times around the exceptional point and adding p arrows uniformly on every $2\pi q/p$ angle.

Theorem 3. A link L_1 is ambient isotopic to a link L_2 in an orientable Seifert manifold M if and only if an arrow diagram D_1 of L_1 can be obtained from an arrow diagram D_2 of L_2 by a series of Reidemeister moves Ω_1 to Ω_8 and $\Omega_{(q_i, p_i)}$.

Let D be an arrow diagram of a link L . We call a component of D an *oval* if it is a component without crossing with possible arrows on it. We call an oval *nested* if it lies in the interior of a disk bound by another oval.

If n arrows lie consecutively we simplify the diagram by placing only one arrow with an integer n next to it. We interpret a negative integer above an arrow as $|n|$ reversed arrows, see Figure 13. In lens spaces we can alternatively think of $L(p, q)$ as a manifold with Heegaard genus 1 decomposition of two solid tori.

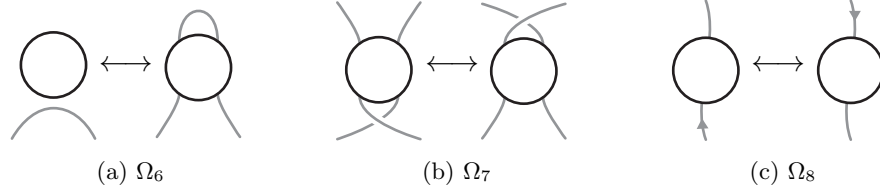


Figure 8: Additional Reidemeister moves.



Figure 9: Reidemeister moves on diagrams of a link in $\mathbb{RP}^3 \# \mathbb{RP}^3$

We isotope L into the first solid torus and project it to annulus as before and an arrow diagram of a link in $L(p, q)$ can thus be viewed as a diagram on a disk. For $L(p, 1)$, the move $\Omega_{(1,p)}$, which we will denote by $\Omega_{(p)}$ (see [11]), is a winding around the boundary of the disk with p arrows added, see Figure 14.

2.1 Alternative diagrams for links in Seifert manifolds

On some occasions it may be convenient to cut the base surface to its fundamental polygon and get diagrams on a regular n -gon. Such diagrams can be expanded to all Seifert manifolds, orientable and non-orientable, since any Seifert manifold can be obtained from an S^1 -bundle over F or N through a finite number of surgeries (q_i, p_i) on vertical S^1 fibers. These diagrams were introduced in [12], see also [5].

We start by taking the fundamental polygon G of the surface, with the standard identification of the edges of G . We distinguish between three cases: either the surface is S^2 , a genus $g > 0$ surface F , or a non-orientable surface N , (see Figure 15).

Take $G \times [0, 1]$. By glueing $\{x\} \times \{0\}$ to $\{x\} \times \{1\}$ for each $x \in G$, we get the trivial circle bundle $G \times S^1$. Since G is a disk, we can orient all the fibers $\{x\} \times S^1$ coherently. If two oriented edges a_i and a'_i are identified in G , in order to get F , we can identify the cylinders $a_i \times S^1$ and $a'_i \times S^1$ in two essentially different ways: $a_i \times S^1$ can be glued to $a'_i \times S^1$ by identity or by a reflection on the S^1 component. We assign to each edge sign ± 1 , which takes the value $+1$ if the identification was made by identity and -1 if the identification was made by reflection.

After the above identifications the resulting space is an S^1 -bundle over F . Any Seifert manifold can be obtained from this S^1 -bundle by performing a finite number of (q_i, p_i) -surgeries on vertical fibers.

We remark that for an orientable Seifert fibered space M , the base space does not need to be oriented, but the edge signs are determined.

Since the vertical projection maps, as before, an exceptional fiber to a point in the base space, it is enough to specify the image of each exceptional fiber in G , which is done by placing a point on G decorated by the surgery coefficient (q_i, p_i) of the fiber.

We call a diagram regular if, in addition to forbidden positions (1) and (2), none of the following situations occur on the diagram:

- x) border tangency (Fig. 16a),
- xi) crossing lies on the border (Fig. 16b),
- xii) arrow lies on the border (Fig. 16c),
- xiii) arc goes through the basepoint (the preimage of the 0-cell of F) (Fig. 16d).

Positions x), xi), and xii) generate the Reidemeister moves Ω_9 , $\Omega_{10}^{O/N\pm}$, and Ω_{11}^\pm , that act across edges in G (Figure 17). The move Ω_{10} comes in four flavours: the base surface is orientable (O) or non-orientable (N) and the sign of the edge is positive or negative. Similarly, the sign of the move Ω_{11}^\pm corresponds to the sign of the edge we are pushing the arrow through.

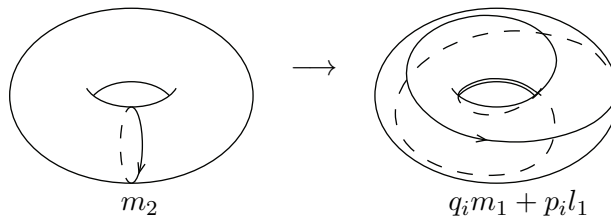


Figure 10: Glueing map of the surgery.

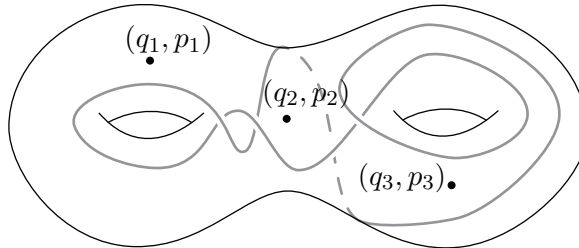


Figure 11: A diagram of a link in a Seifert manifold with three surgeries.

Position xiii) generates the Reidemeister move Ω_{12} that tells us what happens when we push an arc over the basepoint. The move comes in three flavours: if G is a orientable genus $g > 0$ surface we have Ω_{12}^O , if G is the 2-sphere we have Ω_{12}^S , and if G is a non-orientable surface we have Ω_{12}^N . Figure 18 shows the geometrical interpretation of Ω_{12} in the case of a double torus.

Considering the arguments above, we can now formulate the following Reidemeister theorem for links in Seifert manifolds.

Theorem 4. *Two arrow diagrams for links in a Seifert manifold M represent the same link up to ambient isotopy if and only if they are connected through a finite series of Reidemeister moves $\Omega_1 - \Omega_5$, $\Omega_9 - \Omega_{12}$, and $\Omega_{(q_i, p_i)}$.*

3 Diagram conversions for links in the solid torus

In this section we define two widely used diagrams of links in the solid torus and links in lens spaces, namely the classical diagram (e.g. [15, 7]) and the mixed link diagram (e.g. [8, 9, ?]). In addition we show how to pass between these diagrams.

3.1 Classical diagrams

Let $T = D^2 \times S^1$ be the solid torus and let $L \subset T$ be a link in T . A classical link diagram of L is the projection of L to the annulus in T that lies in the plane spanned by the longitude l of T , see Figure 19.

As in the previous section, we can think of $L(p, q)$ as glueing of two solid tori. A classical diagram of a link in $L(p, q)$ can again be viewed as a diagram of a link in a solid torus. Alternatively, one can think of $L(p, q)$ as the result of a p/q rational surgery performed on a unknot C in S^3 , where again we can project the knot to the annulus $S^3 \setminus C$.

3.2 Passing from classical to arrow diagrams

Consider a classical diagram of a link in $D \times S^1$. Each such diagram can be obtained by closing a (n, n) -tangle T with n strands parallel to $\{P\} \times S^1$ for any point $P \in D$. The construction of the corresponding arrow diagram is presented in Figure 20. By rotating the tangle it can be made horizontal, so that in the arrow diagram it will look also like T . In the arrow diagram, the strands become arcs starting at the upper endpoints of the tangle, with arrows on them, then going under the tangle and joining the lower endpoints of the tangle. Applying some Ω_5 moves all arrows can be moved to the upper endpoints of the tangle. Then one notices that the strands go from the upper to the lower endpoints of T with a full negative twist.

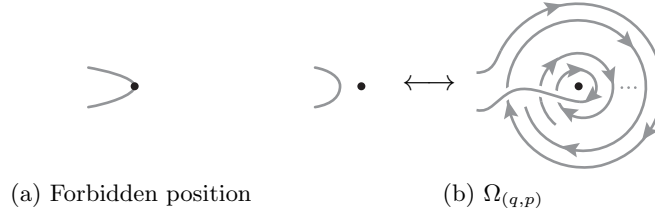


Figure 12: A forbidden position and the corresponding slide move $\Omega_{(q,p)}$.

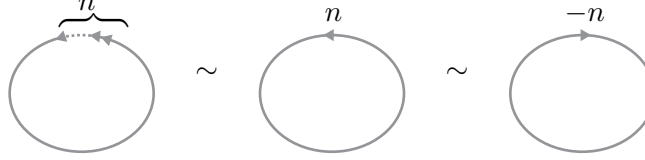


Figure 13: Oval notation.

Summing up, if one has a classical diagram of a link in the solid torus, presented as a closure of a tangle, an arrow diagram for this link is obtained from the same tangle, by adding arrows going up at the upper endpoints of the tangle, making a full negative twist of the strands and closing the tangle *on the left*. By a similar construction, one can add a positive twist and close the tangle on the right.

3.3 Passing from arrow to classical diagrams

An arrow diagram can be viewed as an almost flat diagram outside small neighborhoods of the arrows (i.e. it lies in a thickened $D \times \{1\}$ in $D \times S^1$). The neighborhoods of arrows correspond to vertical strands parallel to $\{P\} \times S^1$, $P \in D$. We choose an arbitrary direction in \mathbb{R}^2 of the arrow diagram (for instance the vertical one), and rotate the diagram around the axis orthogonal to this direction. One may assume, by general position, that the arrows do not point in the chosen direction. Then the arrows become vertical strands: just before the arrow a vertical strand goes up above other strands, and just after the arrow a vertical strand goes from below under other strands. Closing these vertical strands in an annulus gives a classical diagram from the original arrow diagram. An example is presented in Figure 21.

3.4 Mixed link diagrams

Let $N(U)$ be a the thickened unknot U in S^3 . Since $T = S^3 \setminus N(U)$ is a solid torus, we can represent any link L in T with a diagram of $L \cup U$ in the plane. We call L the moving component and U the fixed component. We also keep track of the two types of component, by coloring them with two different colors. Such a diagram is called a mixed link diagram for T .

Every closed oriented 3-manifold M can be constructed from a link $A \subset S^3$ on which we perform (integer or rational) Dehn surgeries on its components [10, 17]. Furthermore, each component of the link A can be assumed to be unknotted. In this way, we can represent a link L in M by a diagram $A \cup L$ in the plane, but again, we keep track of the fixed and moving parts by coloring them with two distinct colors; in addition, we equip each component of A with the surgery coefficient.

For example, the lens space $L_{p,q}$ is the result of a (q, p) or $\frac{p}{q}$ rational surgery on the unknot in S^3 . Figure 23 shows an example of a knot in $L(p, q)$ (see [1, 2, 3]).

3.5 Passing from classical diagrams to mixed link diagrams for the solid torus

Passing from classical diagrams to mixed link diagrams and back is easy: the complement of the solid torus is the thickened $N(U)$, thus U represents the fixed component, see Figure 24.

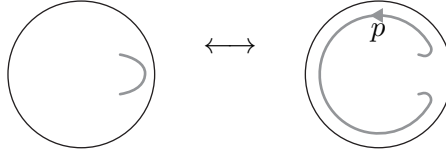


Figure 14: The $\Omega_{(p)}$ move.

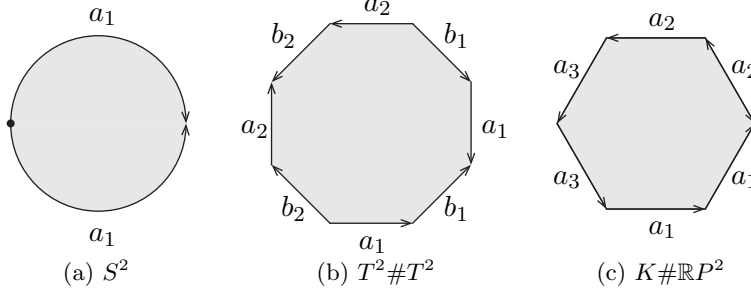


Figure 15: Fundamental polygons, where K is the Klein bottle.

3.6 Passing from mixed link diagrams to classical diagrams for the solid torus

To pass from mixed link diagrams to classical diagrams, we isotope the moving components of mixed link in such a way, that overcrossings with the fixed component U lie on one side, say on the left and undercrossings lie on the other side. Strands connecting undercrossings and overcrossings should also connect on one side, say the top, see Figure 25.

4 The Kauffman bracket and HOMFLYPT skein modules

Let M be an orientable 3-manifold. Take a coefficient ring R and a unit $A \in R$ (an element with a multiplicative inverse). And let $\mathcal{L}_{\text{fr}}(M)$ be the set of isotopy classes of framed links in M , including the class of the empty link $[\emptyset]$. Let $R\mathcal{L}_{\text{fr}}(M)$ be the free R -module spanned by $\mathcal{L}_{\text{fr}}(M)$.

We would like to impose the Kauffman relation and the framing relation in $R\mathcal{L}_{\text{fr}}(M)$. We therefore take the submodule $\mathcal{S}_{\text{fr}}(M)$ of $R\mathcal{L}_{\text{fr}}(M)$ generated by

$$\begin{array}{c} \diagup \diagdown - A \diagdown \diagup - A^{-1} \diagup \diagdown \end{array} \quad \text{(Kauffman relator)}$$

$$L \sqcup \bigcirc - (-A^2 - A^{-2})L. \quad \text{(framing relator)}$$

The Kauffman bracket skein module $\mathcal{S}_{2,\infty}(M)$ is defined as $R\mathcal{L}_{\text{fr}}(M)$ modulo these two relations:

$$\mathcal{S}_{2,\infty}(M) = R\mathcal{L}_{\text{fr}}(M)/\mathcal{S}(M).$$

Example 2. For the 3-sphere, $\mathcal{S}_{2,\infty}(S^3)$ is a free R -module with a basis consisting of a single element, the equivalence class of the unknot (here, we exclude the empty link). Expressing a link in this basis and, for the unknot, evaluating $[O] = 1$, we get exactly the Kauffman bracket.

Theorem 5 ([15]). Let T be the solid torus, $\mathcal{S}_{2,\infty}(T)$ is freely generated by an infinite set of generators $\{x^n\}_{n=0}^{\infty}$, where x^n , $n > 0$, is a parallel copy of n longitudes of T (see Figure 26) and x^0 is the empty link.



Figure 16: Forbidden positions of regular diagrams.

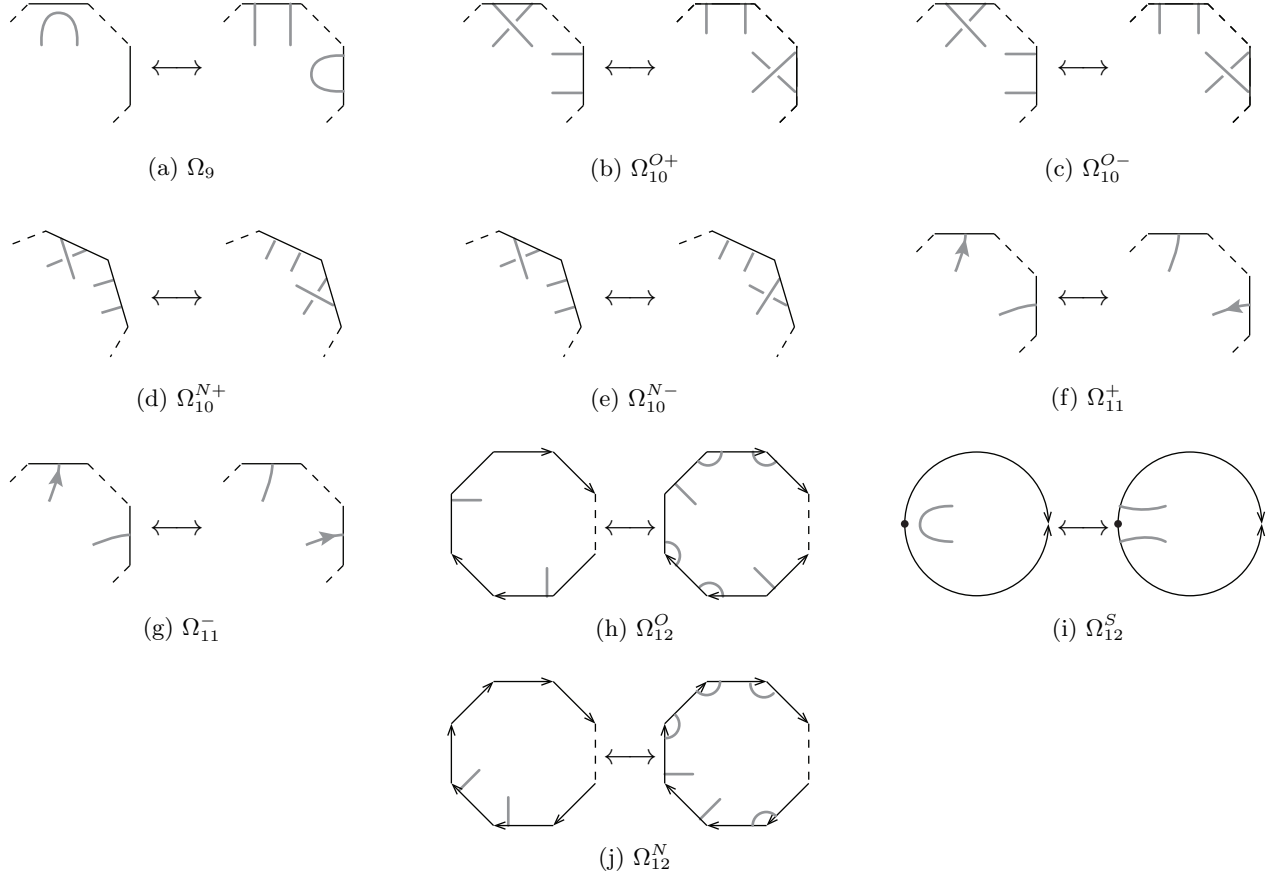


Figure 17: Additional Reidemeister moves.

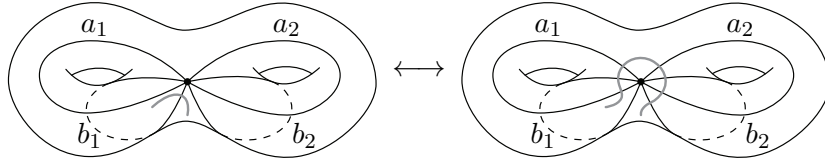


Figure 18: Visualization of the move Ω_{12}^O .

Theorem 6 ([9]). $\mathcal{S}_{2,\infty}(L(p,q))$ is freely generated by the set of generators $\{x^n\}_{n=0}^{\lfloor p/2 \rfloor}$, where x^n , $n > 0$, is a parallel copy of n longitudes of $T \subset L(p,q)$ (see Figure 26) and x^0 is the empty link.

For the HOMFLYPT skein module we take oriented (unframed) links and impose on them the HOMFLYPT skein relation.

Let the ring R have two units $v, z \in R$. Let $\mathcal{L}_{\text{or}}(M)$ be the set of isotopy classes of oriented links in M , including the class of the empty link $[\emptyset]$ and let $R\mathcal{L}_{\text{or}}(M)$ be the free R -module spanned by $\mathcal{L}_{\text{or}}(M)$. We take the submodule $\mathcal{S}(M)$ of $R\mathcal{L}_{\text{or}}(M)$ generated by the expressions

$$v^{-1} \begin{array}{c} \nearrow \searrow \\ \nwarrow \nearrow \end{array} - v \begin{array}{c} \nwarrow \nearrow \\ \nearrow \nwarrow \end{array} - z \begin{array}{c} \nearrow \\ \searrow \end{array} \begin{array}{c} \nwarrow \\ \nearrow \end{array}. \quad (\text{HOMFLYPT relator})$$

We also add to $\mathcal{S}(M)$ the HOMFLYPT relation involving the empty knot:

$$v^{-1} \emptyset - v \emptyset - z \bigcirc. \quad (\text{empty knot relator})$$

The HOMFLYPT skein module $\mathcal{S}_3(M)$ of M is $R\mathcal{L}_{\text{or}}(M)$ modulo the above relations:

$$\mathcal{S}_3(M) = R\mathcal{L}(M)/\mathcal{S}(M).$$

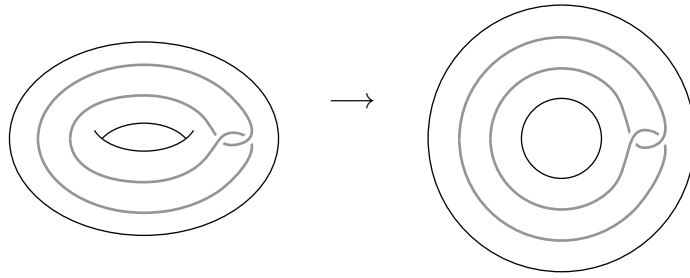


Figure 19: A link in the solid torus (left) and its classical diagram (right).

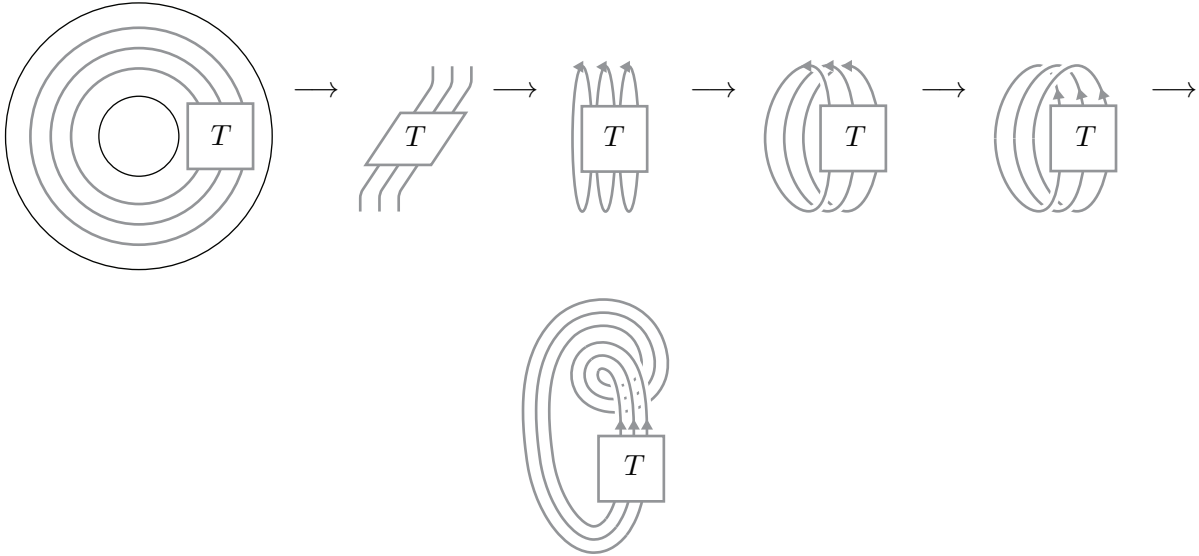


Figure 20: Passing from classical diagrams to arrow diagrams.

Let t_n , $n \in \mathbb{Z}$ be the knot in Figures 27a and 27b, note that for $n < 0$, t_n is $t_{|n|}$ with reversed orientation.

Theorem 7 ([8, 15]). *The HOMFLYPT skein module of the solid torus T is a free R -module, generated by the infinite set*

$$\mathcal{B} = \{t_{k_1} \cdots t_{k_s} \mid k_i \in \mathbb{Z} \setminus \{0\}, k_1 \leq \cdots \leq k_s\} \cup \{\emptyset\}.$$

4.1 Results for Kauffman bracket and HOMFLYPT skein modules using arrow diagrams

The first result, using arrow diagrams, was to compute the Kauffman bracket skein module of a product of S^1 with a disk with two holes. There is an incompressible, non-boundary parallel torus immersed (not embedded) in such a manifold. In several examples of manifolds, such surfaces, when embedded, yield torsion, so it was interesting to consider a case with an immersion instead of an embedding. There was no torsion in this case:

Theorem 8 ([13]). *Let M be the product of a disk with two holes and S^1 . Then $\mathcal{S}_{2,\infty}(M)$ is freely generated by an infinite set of generators.*

Now, consider links in the manifold $\mathbb{R}P^3 \# \mathbb{R}P^3$ (see Example 1). Let $t = -A^{-3}x$ (see Figure 26). We can view t as an oval with one arrow, obtained from x by adding a negative kink. The multiplication of two arrow diagrams of links in the solid torus consists in putting them in two disjoint disks. Thus, for example, $x^3 = x^2x = xxx$ is the diagram where the three x 's are in three disjoint disks.

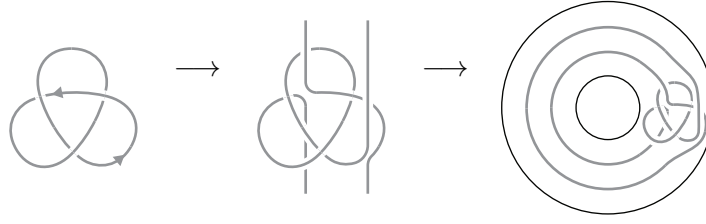


Figure 21: Passing from arrow diagrams to classical diagrams.

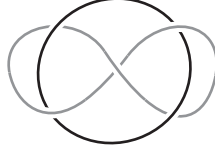


Figure 22: A mixed link diagram for the solid torus.

Let $Q_n, n \in \mathbb{N} \cup \{0\}$ be defined by:

$$Q_0 = 1, Q_1 = t \text{ and } Q_n = tQ_{n-1} - Q_{n-2}$$

Let E be the knot with diagram in Figure 28a: an arc with two antipodal endpoints and no crossings. Let E' be the knot with diagram in Figure 28b: an arc as in E with an added arrow.

Theorem 9 ([11]). $\mathcal{S}_{2,\infty}(\mathbb{RP}^3 \sharp \mathbb{RP}^3) = R \oplus R \oplus R[t]/S$, where $R = \mathbb{Z}[A, A^{-1}]$ and S is the submodule of $R[t]$ generated by:

$$(A^{n+1} + A^{n-1})(Q_n - 1) - 2(A + A^{-1}) \sum_{k=1}^{\frac{n}{2}} A^{n+2-4k}, \text{ for } n \geq 2 \text{ even},$$

$$(A^{n+1} + A^{n-1})(Q_n - t) - 2t \sum_{k=1}^{\frac{n-1}{2}} A^{n+1-4k}, \text{ for } n \geq 3 \text{ odd}.$$

The generators of the two R 's are E and E' .

By adding (q, p) fibers to $\mathbb{RP}^3 \sharp \mathbb{RP}^3$ one gets the prism manifolds. If $q = 1$, the prism manifold is denoted by M_p (it has no exceptional fibers, just as $L(p, 1)$).

Theorem 10 ([12]). $\mathcal{S}_{2,\infty}(M_p)$ is a free R -module generated by $\emptyset, x, x^2, \dots, x^{1+\lfloor \frac{p}{2} \rfloor}, E$ and (if p is even) E' . Thus, it has $3 + \lfloor \frac{p}{2} \rfloor$ generators, if p is odd, and $4 + \frac{p}{2}$ generators, if p is even.

Let us now turn to HOMFLYPT skein modules. Consider now links in the lens space $L_{p,1}$. Recall, from Section 2, that arrow diagrams of such links lie in the disk and there is an additional slide move $\Omega_{(p)}$ (Figure 14).

Let

$$\mathcal{B}_p = \{t_{k_1} \cdots t_{k_s} \mid k_i \in \mathbb{Z} \setminus \{0\}, -\frac{p}{2} < k_1 \leq \cdots \leq k_s \leq \frac{p}{2}\} \cup \{\emptyset\}.$$

Using the move $\Omega_{(p)}$, elements in \mathcal{B} can be expressed with elements in \mathcal{B}_p . In fact, one gets more:

Theorem 11 ([7]). $\mathcal{S}_3(L_{p,1})$ is free with basis \mathcal{B}_p .

See also [5] for the braid approach to the HOMFLYPT skein module of $L(p, 1)$.

5 Alternative bases for the Kauffman bracket skein modules

We denote by P_n an oval with n counterclockwise arrows ($|n|$ clockwise arrows if $n < 0$) and by y_n a nested system of n ovals with one counterclockwise arrow on each if $n > 0$ or clockwise arrow if $n < 0$. By convention y_0 is the empty link. See Figure 29.

We exhibit some alternative bases for the Kauffman bracket skein modules of the solid torus and lens spaces. The results follow easily from the following lemmas.

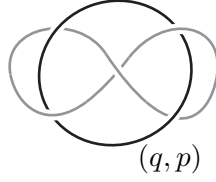


Figure 23: A mixed link diagram for $L(p, q)$.

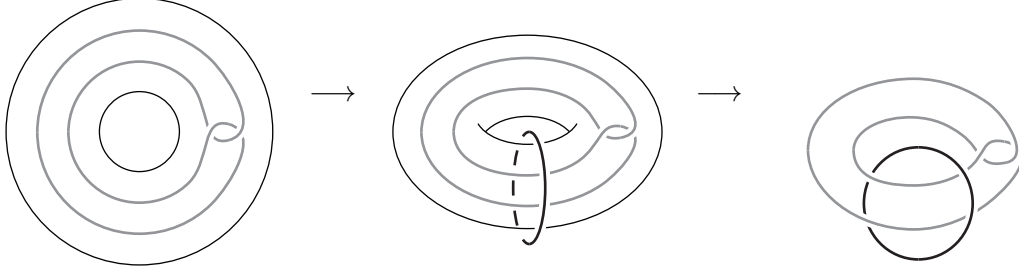


Figure 24: Passing from classical diagrams to mixed link diagrams.

Lemma 1 ([13]). In $\mathcal{S}_{2,\infty}(T)$ one can revert x in the sense that

$$x = P_1 = A^6 P_{-1}.$$

Lemma 2 ([13]). From an oval P_n , $n > 0$, we can push off an arrow using Reidemeister moves and skein relations in the sense that

$$P_n = -A^{-2} P_{n-1} x - A^2 P_{n-2}.$$

Similarly for P_n , $n < 0$, it holds

$$P_n = -A^2 P_{n+1} P_{-1} - A^{-2} P_{n+2}.$$

The following lemma illustrates the methods used when doing calculations in $\mathcal{S}_{2,\infty}(T)$.

Lemma 3. An oval can be pushed to an adjacent arc in $\mathcal{S}_{2,\infty}(T)$ using skein relations in the sense that

$$\left. \begin{array}{c} n \\ \circlearrowleft \end{array} \right| = \sum_{i=-n}^n r_i \left. \begin{array}{c} i \\ \uparrow \end{array} \right|$$

for $n > 0$ and $r_i \in R$, furthermore it holds that $r_n = -A^{2n+2}$ and $r_{-n} = -A^2$.

Proof. First we make an Ω_2 move through the arc and push an arrow through, then we resolve the newly changed crossing by the Kauffman skein relation. For the first term we resolve the remaining crossing and for the second term we push the arrow through the remaining crossing and perform an Ω_1 :

$$\begin{aligned} \left. \begin{array}{c} n \\ \circlearrowleft \end{array} \right| &\stackrel{\Omega_2}{=} \left. \begin{array}{c} n \\ \text{crossing} \end{array} \right| \stackrel{\Omega_5}{=} \left. \begin{array}{c} n-1 \\ \text{crossing} \end{array} \right| = A \left. \begin{array}{c} n-1 \\ \text{crossing} \end{array} \right| + A^{-1} \left. \begin{array}{c} n-1 \\ \text{crossing} \end{array} \right| \\ &= A^2 \left. \begin{array}{c} n-1 \\ \text{crossing} \end{array} \right| + \left. \begin{array}{c} n-1 \\ \text{crossing} \end{array} \right| + A^{-1} \left. \begin{array}{c} n-1 \\ \text{crossing} \end{array} \right| \\ &\stackrel{\Omega_1}{=} A^2 \left. \begin{array}{c} n-1 \\ \text{crossing} \end{array} \right| + \left. \begin{array}{c} n-2 \\ \text{crossing} \end{array} \right| - A^2 \left. \begin{array}{c} n \\ \text{crossing} \end{array} \right| \end{aligned}$$

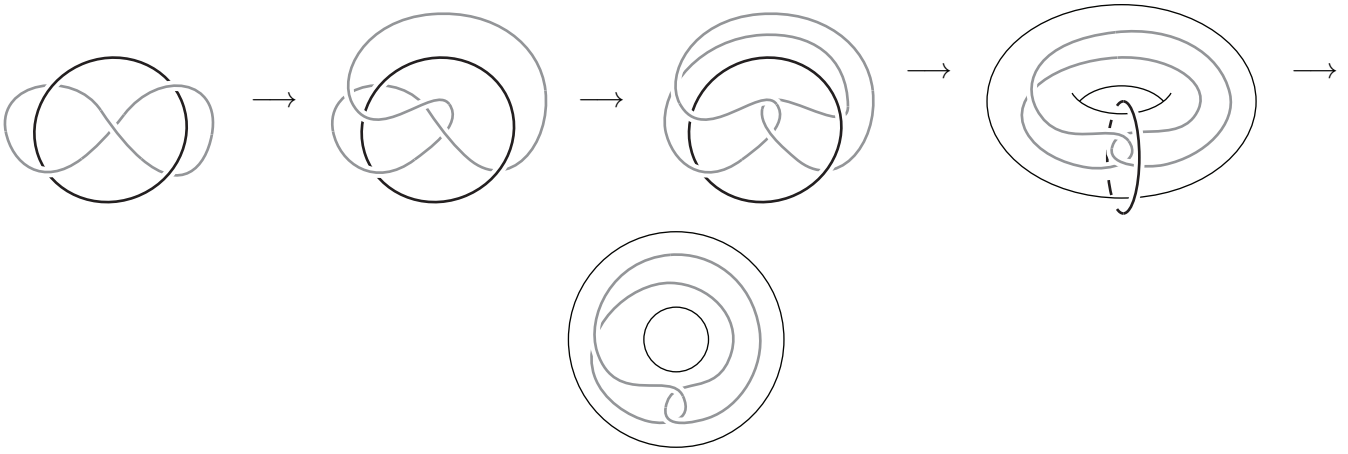


Figure 25: Passing from mixed link diagrams to classical diagrams.

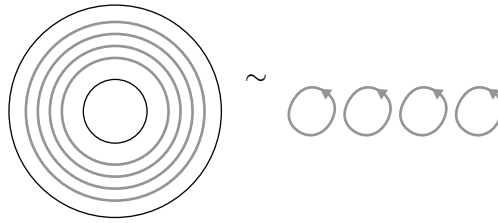


Figure 26: Generator x^4

If $n = 1$, the first two lines of the equations above show that $r_1 = -A^4$ and $r_{-1} = -A^2$. For $n > 1$, we repeat this process with the oval with $n - 1$ arrows to the left of the strand with one arrow up. Then, we iterate this process with ovals with less and less arrows until there is only one arrow left. At each step an arrow will be transferred from the oval to the strand upwards with coefficient A^2 . The coefficient of r_n is thus $(A^2)^{n-1}(-A^4) = -A^{2n+2}$. It follows from the equations above that in the procedure we get n arrows pointing downwards only at the first step, so r_{-n} is $-A^2$. \square

In addition to Turaev's basis of $\mathcal{S}_{2,\infty}(T)$ in [15] and Hoste/Przytycki's basis of $\mathcal{S}_{2,\infty}(L(p, q))$ in [9], we show in the next propositions some alternative choices for bases of these skein modules.

Proposition 1. *The set $\{P_n\}_{n=1}^{\infty} \cup \{\emptyset\}$ forms a free basis of $\mathcal{S}_{2,\infty}(T)$.*

Proof. From Lemma 2 it follows that, for $n > 0$, P_n is a polynomial of degree n with leading invertible coefficient $(-1)^{n+1}A^{-2n+2}$. Thus, the P_n 's can be expressed with the x^n 's with an upper triangular matrix with invertible coefficients on the diagonal. It follows that $\{P_n\}_{n=1}^{\infty} \cup \{\emptyset\}$ is a basis of $\mathcal{S}_{2,\infty}(T)$. \square

Proposition 2. *The set $\{P_{-n}\}_{n=1}^{\infty} \cup \{\emptyset\}$ forms a free basis of $\mathcal{S}_{2,\infty}(T)$.*

Proof. From Lemma 1, $P_{-1} = A^{-6}P_1 = A^{-6}x$. From Lemma 2 it follows that, for $n < 0$, P_n is a polynomial of degree $|n|$ with leading invertible coefficient $(-1)^{n+1}A^{-2n-8}$. The rest of the proof is the same as in the preceding proposition. \square

Proposition 3. *The set $\{y_n\}_{n=0}^{\infty}$ forms a free basis of $\mathcal{S}_{2,\infty}(T)$.*

Proof. We will show that y_n is a polynomial of degree n in x with an invertible leading coefficient. Then we will be done, just as in the proofs of the preceding two propositions.

The proof is by induction on n . Obviously it holds for $n = 1$ because $y_1 = x$. It will be useful to have this more general induction hypothesis, for $k, l \geq 0$, $k + l \leq n$:

$(H_{k,l}) : x^k$ nested inside y_l is a polynomial of degree $k + l$ with an invertible leading coefficient.



Figure 27: HOMFLYPT skein module generators.

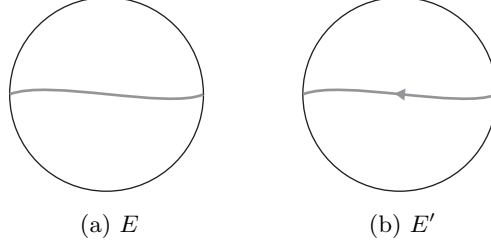


Figure 28: Generators E and E' .

For instance x nested inside y_l is just y_{l+1} . We perform an inner induction on l . The hypothesis is true for $l = 0$ because x^k nested in y_0 is just x^k . Suppose $(H_{k',l'})$ is true for all $k' + l' < n$ and that it is also true for all $x^{k'}$ nested in $y_{l'}$ where $l' < l$, $k' + l' = n$.

Now consider x^k nested in y_l , $k + l = n$. Use Lemma 3 to push the k x 's into the most nested oval of y_l . Pushing one such x , the only nonzero coefficients will be $r_1 = -A^4$ and $r_{-1} = -A^2$ corresponding to adding a counterclockwise or clockwise arrow respectively to this most nested oval of y_l . As originally there is one counterclockwise arrow on this oval, this oval will become P_m when the x 's are pushed into it, with $-k + 1 \leq m \leq k + 1$. We know that P_m is a polynomial in x of degree $|m|$ with an invertible leading coefficient. By induction on n , the terms with $m < k + 1$ will have degree less than n (some arrows are cancelled). The remaining term, $m = k + 1$, corresponds to all x 's being pushed as counterclockwise arrows, yielding $(-A^4)^k$ times P_{k+1} nested inside y_{l-1} . Now P_{k+1} is of degree $k + 1$ with an invertible leading coefficient. The terms of P_{k+1} of degree less than $k + 1$ nested in y_{l-1} will have degree less than n by induction. Finally, the only term remaining is an invertible coefficient times x^{k+1} nested in y_{l-1} , which is of degree n times an invertible coefficient by induction on l . Thus $(H_{k,l})$ is true. \square

Proposition 4. *The set $\{y_{-n}\}_{n=0}^\infty$ forms a free basis of $\mathcal{S}_{2,\infty}(T)$.*

Proof. The proof mirrors that of the previous proposition, using $P_{-1} = A^{-6}x$ instead of x . \square

As, for $n > 0$, P_n , P_{-n} , y_n and y_{-n} are all polynomials of degree n in x with an invertible leading coefficient, the following proposition follows from Theorem 6.

Proposition 5. *The sets $\{P_n\}_{n=1}^{\lfloor p/2 \rfloor} \cup \{\emptyset\}$, $\{P_{-n}\}_{n=1}^{\lfloor p/2 \rfloor} \cup \{\emptyset\}$, $\{y_n\}_{n=0}^{\lfloor p/2 \rfloor}$, and $\{y_{-n}\}_{n=0}^{\lfloor p/2 \rfloor}$ are all free bases of $\mathcal{S}_{2,\infty}(L(p, q))$.*

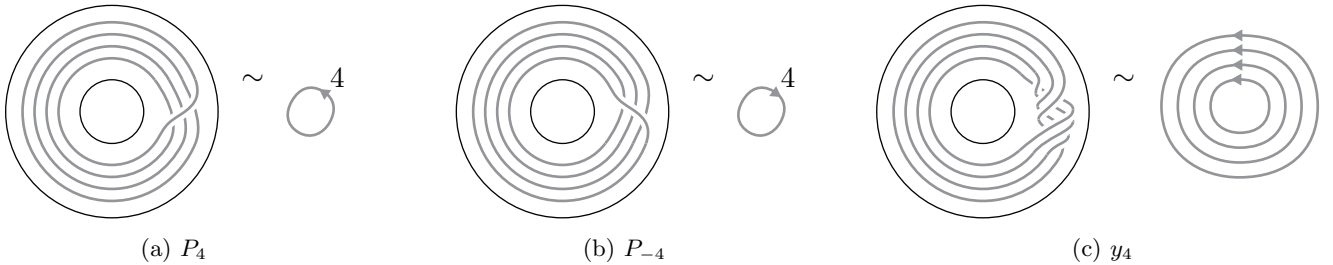


Figure 29: Diagrams of P_4 , P_{-4} , and y_4

6 Alternative bases for the HOMFLYPT skein modules

The following two lemmas are from [7]. Using them, we will exhibit new bases for $\mathcal{S}_3(L_{p,1})$. Recall that t_n , $n \in \mathbb{Z} \setminus \{0\}$, stands for an oval with $|n|$ counterclockwise arrows on it, which is oriented in a counterclockwise way if $n > 0$ and in a clockwise way otherwise.

Denote by \bar{t}_n , $n \in \mathbb{Z} \setminus \{0\}$, the oval obtained from t_n by reversing all arrows and the orientation.

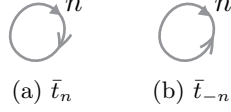


Figure 30: Knots \bar{t}_n and \bar{t}_{-n} for $n > 0$.

Lemma 4. In $\mathcal{S}_3(T)$ we can revert clockwise arrows on an oval in the sense that for $n > 0$

$$\bar{t}_n = \sum_i A_i T_i \text{ and } \bar{t}_{-n} = \sum_i A'_i T'_i$$

where $A_i, A'_i \in R$, $T_i, T'_i \in \mathcal{B}$. More precisely, any $T_i = t_{k_1} \cdots t_{k_s}$, where all $k_i > 0$ and $k_1 + \cdots + k_s = n$. Similarly, any $T'_i = t_{k_1} \cdots t_{k_s}$, where all $k_i < 0$ and $k_1 + \cdots + k_s = -n$.

The following lemma is a reformulation of Lemma 2 in [7], emphasizing the orientations and making the coefficients A_0 and A'_0 explicit.

Lemma 5. Let D be a diagram of a link L with an oval containing n arrows, $n \in \mathbb{Z}$, and a strand adjacent to it, that may contain arrows outside the drawn region. We say that the orientations of the oval and the strand agree if the oval has a counterclockwise orientation and the strand right to it is oriented upwards or if both have opposite orientations. Otherwise we say that their orientations disagree.

The oval can be pushed through the strand. There are four possible configurations of orientations, but we will explicitly point out two, with $n > 0$ and the orientations agreeing or disagreeing. The following formulas hold in $\mathcal{S}_3(T)$:

$$\begin{array}{c} \text{oval with } n \text{ arrows} \\ \uparrow \\ \text{strand} \end{array} = \sum_{i=0}^n A_i \begin{array}{c} \text{oval with } i \text{ arrows} \\ \uparrow \\ \text{strand} \end{array} \begin{array}{c} \text{oval with } n-i \text{ arrows} \end{array} \quad \text{or} \quad \begin{array}{c} \text{oval with } n \text{ arrows} \\ \uparrow \\ \text{strand} \end{array} = \sum_{i=0}^n A'_i \begin{array}{c} \text{oval with } i \text{ arrows} \\ \uparrow \\ \text{strand} \end{array} \begin{array}{c} \text{oval with } n-i \text{ arrows} \end{array},$$

where $A_i, A'_i \in R$. Furthermore, we can keep track of the coefficients A_0 and A'_0 getting $A_0 = v^{2n}$ and $A'_0 = v^{-2n}$. For the remaining two configurations the transfer of arrows is as in the first formula when the orientations agree and as in the second formula when the orientations disagree.

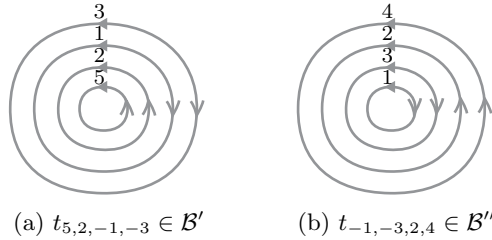


Figure 31: An element from \mathcal{B}' and \mathcal{B}'' .

In [4] a new basis for $\mathcal{S}_3(T)$ is presented. Translating this basis into arrow diagrams gives a basis \mathcal{B}' . Its elements have diagrams consisting of $s \in \mathbb{N}$ concentric ovals with $k_i \in \mathbb{Z} \setminus \{0\}$ arrows on each oval, denoted t_{k_1, k_2, \dots, k_s} , satisfying $k_1 \geq k_2 \geq \dots \geq k_s$, with k_1 arrows on the most nested oval, k_2 arrows on the next one and, so on, with k_s arrows on the oval containing all other ovals, see Figure 31. With this notation

$$\mathcal{B}' = \{t_{k_1, \dots, k_s} \mid k_i \in \mathbb{Z} \setminus \{0\}, s \in \mathbb{N}, k_1 \geq k_2 \geq \dots \geq k_s\}.$$

We will exhibit a similar basis of $\mathcal{S}_3(T)$, using an order relation similar to the one used in [4]:

$$\mathcal{B}'' = \{t_{k_1, \dots, k_s} \mid k_i \in \mathbb{Z} \setminus \{0\}, s \in \mathbb{N}, 0 > k_1 \geq \dots \geq k_l, 0 < k_{l+1} \leq \dots \leq k_s\}.$$

We introduce an order relation on configurations of ovals with arrows, i.e. on diagrams with no crossings, and such that there are no ovals with zero arrows. This relation is defined in a lexicographical way by considering in this order:

1. The number of all arrows counted as positive for all ovals independently of orientations.
2. The number of ovals.
3. A lexicographical ordering of ovals with positive arrows: from ovals with the smallest number of arrows to ovals with the largest number of arrows.
4. A lexicographical ordering of ovals with negative arrows in the same way as in 3), but taking absolute values (i.e. the number of arrows) into account.

To illustrate 3, in \mathcal{B} one has, $t_1^2 t_3^2 > t_1^2 t_2 t_4$, because $(1, 1, 3, 3) > (1, 1, 2, 4)$ (lexicographically). To illustrate 4, $t_{-2}^2 t_{-4}^2 > t_{-2}^2 t_{-3} t_{-5}$ because $(|-2|, |-2|, |-4|, |-4|) > (|-2|, |-2|, |-3|, |-5|)$.

The order defined above becomes a total order when restricted to \mathcal{B} or \mathcal{B}'' . Indeed, if two configurations of ovals have the same order, they will have the same series of arrows on ovals, for example $(-3, -3, -1, 1, 4, 4)$. Restricting to \mathcal{B} or \mathcal{B}'' this determines completely the diagram.

Lemma 5 can be refined to take into account this ordering, in the following sense:

Lemma 6. *Let D be a diagram with no crossings, with an oval t_i containing no other ovals, next to an oval t_j (it can be nested in t_j or not). Suppose that $0 < |i| \leq |j|$ if i and j have the same sign, or $i < 0 < j$ otherwise. Then one can push t_i through t_j getting $v^{\pm 2i}$ times the diagram in which the whole t_i is pushed plus terms of lower order.*

Proof. If $i < 0 < j$, then it follows from Lemma 5 that all terms will have less arrows than D , except for the term corresponding to the whole t_i being pushed, which comes with a factor v^{-2i} . If $0 < i \leq j$, then, from the same lemma, it follows that we will have a term as before, this time with coefficient v^{2i} , plus terms for which some $a > 0$ arrows will be transferred from t_i to t_j . In the lexicographical order the change will be from $(\dots, i, \dots, j, \dots)$ to $(\dots, i - a, \dots, j + a, \dots)$ which is of lower order. Similarly for $j < i < 0$ there will be a change from $(\dots, j, \dots, i, \dots)$ to $(\dots, j - a, \dots, i + a, \dots)$ which is again of lower order. \square

Theorem 12. \mathcal{B}'' is a basis of the free skein module $\mathcal{S}_3(T)$.

Proof. Let $T = t_{k_1} \cdots t_{k_s} \in \mathcal{B}$, $k_1 \leq k_2 \leq \cdots \leq k_s$, $k_i \in \mathbb{Z} \setminus \{0\}$. We construct first a function $F : \mathcal{B} \rightarrow R\mathcal{B}''$. If $k_l < 0$ and $k_{l+1} > 0$, $F(T)$ will be equal to $t_{k_l, k_{l-1}, \dots, k_1, k_{l+1}, \dots, k_s}$ (which has the same order as T) times an invertible coefficient plus terms of lower order. F is defined by induction on the order. F is the identity if the number of arrows is 0 (empty diagrams) or if the number of ovals is 1.

If $k_s > 0$ push all other ovals into t_{k_s} , using Lemma 6. We get v to some power times t_{k_s} around all other ovals plus terms of lower order. Reexpress these terms of lower order in \mathcal{B} by pushing ovals out of t_{k_s} again. As we push through the oval with a maximum of arrows, Lemma 6 guarantees that the order cannot increase. Thus F of the terms that were reexpressed in \mathcal{B} will be of lower order than the term with all ovals pushed into t_{k_s} and the induction can be applied.

If $k_s < 0$ push all ovals into t_{k_1} to get again v to some power times t_{k_1} around all other ovals plus terms of lower order which, again, are reexpressed with terms in \mathcal{B} of lower order.

Now repeat this process for ovals inside k_s or k_1 , pushing ovals into the oval with maximum positive arrows (or maximum negative if there are no ovals with positive arrows). For terms with lower order reexpress them in \mathcal{B} : if some arrows were killed we will obviously get terms with lower order also in \mathcal{B} ; if some arrows were transferred (by construction from ovals with less arrows to ovals with more arrows) we will get terms with lower lexicographical order. It is clear that the order cannot increase back to the order of T , when pushing the ovals which have lost some arrows out to get elements in \mathcal{B} .

Continue until all ovals are nested. We get at the end v to some power times $t_{k_l, k_{l-1}, \dots, k_1, k_{l+1}, \dots, k_s} \in \mathcal{B}''$ plus terms of lower order.

Now extend F linearly from $R\mathcal{B}$ to $R\mathcal{B}''$. The matrix of F with respect to the ordered \mathcal{B} and \mathcal{B}'' will be upper triangular with invertible elements (powers of v) on the diagonal. This shows that \mathcal{B}'' is a basis of $\mathcal{S}_3(T)$. \square

Recall that the basis \mathcal{B}_p of $\mathcal{S}_3(L(p, 1))$ consists of diagrams with non-nested ovals and the number of arrows k_i on each of them satisfying $-\frac{p}{2} < k_i \leq \frac{p}{2}$.

We want to exhibit a new basis of this skein module, \mathcal{B}_p'' , using a proof similar to that of Theorem 12. Let:

$$\mathcal{B}_p'' = \{t_{k_1, \dots, k_s} \mid k_i \in \mathbb{Z} \setminus \{0\}, s \in \mathbb{N}, \\ 0 > k_1 \geq \dots \geq k_l > -\frac{p}{2}, 0 < k_{l+1} \leq \dots \leq k_s \leq \frac{p}{2}\}.$$

Thus \mathcal{B}_p'' is \mathcal{B}'' with arrows on ovals restricted to the interval $(-\frac{p}{2}, \frac{p}{2}]$. The order on \mathcal{B}'' used in the proof of the preceding theorem restricts to an order on \mathcal{B}_p'' . We use it in the proof of the next theorem.

Theorem 13. \mathcal{B}_p'' is a basis of the free skein module $\mathcal{S}_3(L(p, 1))$.

Proof. We construct a function $F : \mathcal{B}_p \rightarrow R\mathcal{B}_p''$ in the same way as it was done in the proof of Theorem 12, having a similar property, namely that F of an element T in \mathcal{B}_p will be equal to the element of \mathcal{B}_p'' consisting of the same ovals as in T but nested, times an invertible coefficient plus terms of lower order. When reexpressing an element in \mathcal{B}_p it may happen that the number of arrows is reduced with $\Omega_{(p)}$ moves but this lowers the order.

Extending F linearly to $R\mathcal{B}_p$, its matrix is again upper triangular with invertible elements on the diagonal, from which it follows that \mathcal{B}_p'' is a basis of $\mathcal{S}_3(L(p, 1))$. \square

Acknowledgements

The first author was supported by the Slovenian Research Agency grants J1-8131, J1-7025 and N1-0064.

References

- [1] I. Diamantis, S. Lambropoulou, *Braid equivalences in 3-manifolds with rational surgery description*, Topology and its Applications, **194**, 269–295 (2015)
- [2] S. Lambropoulou, C.P. Rourke, *Markov’s theorem in 3-manifolds*, Topology and its Applications **78**, 95–122 (1997)
- [3] S. Lambropoulou, C. P. Rourke, *Algebraic Markov equivalence for links in 3-manifolds*, Compositio Math. **142**, 1039–1062 (2006)
- [4] I. Diamantis, S. Lambropoulou: *A new basis for the Homflypt skein module of the solid torus*, J. Pure Appl. Algebra **220**(2), 577–605 (2016)
- [5] I. Diamantis, S. Lambropoulou, J. Przytycki: *Topological steps toward the Homflypt skein module of the lens spaces $L(p, 1)$ via braids*, Journal of Knot theory and its Ramifications, **25**(14), 2016.
- [6] B. Gabrovsek, E. Manfredi, *On the Seifert fibered space link group*, Topol. Appl. **206**, 255–275 (2016)
- [7] B. Gabrovšek, M. Mroczkowski: *The HOMFLYPT skein module of the lens spaces*, Topol. Appl. **175**(9), 72–80 (2014)
- [8] J. Hoste, M. Kidwell, *Dichromatic link invariants*, Trans. Amer. Math. Soc. **321**(1), 197–229 (1990)
- [9] J. Hoste and J. H. Przytycki: *The $(2; 1)$ -skein module of lens spaces; a generalization of the Jones polynomial*, J. Knot Theory Ramifications **2**(3), 321–333 (1993)
- [10] Lickorish, W.B.R.: *A representation of orientable combinatorial 3-manifolds*, Ann. Math. **76**, 531–540 (1962)
- [11] M. Mroczkowski: *KBSM of the connected sum of two projective spaces*, J. Knot Theory and its Ramifications **20**(5), 651–675 (2011)
- [12] M. Mroczkowski: *KBSM of a family of prism manifolds*, J. Knot Theory and its Ramifications **20**(1), 159–170 (2011)
- [13] M. Mroczkowski and M. Dabkowski: *KBSM of the product of a disk with two holes and S^1* , Topol. Appl. **156**, 1831–1489 (2009)
- [14] P. Orlik: *Seifert manifolds*, Lecture notes in mathematics **291**, Springer (1972).
- [15] V.G. Turaev: *The Conway and Kauffman modules of a solid torus*, J. Soviet Math. **52**, 2799–2805 (1990)
- [16] V.G. Turaev: *Shadow links and face models of statistical mechanics*, J. Differential Geom. **36**(1), 35–74 (1992)
- [17] A.H. Wallace: *Modifications and cobounding manifolds*, Can. J. Math. **12**, 503–528 (1960)