

# Static and Dynamic Robust PCA via Low-Rank + Sparse Matrix Decomposition: A Review

Namrata Vaswani and Praneeth Narayanamurthy  
Iowa State University, USA

**Abstract**—Principal Components Analysis (PCA) is one of the most widely used dimension reduction techniques. Robust PCA (RPCA) refers to the problem of PCA when the data may be corrupted by outliers. Recent work by Candes, Wright, Li, and Ma defined RPCA as a problem of decomposing a given data matrix into the sum of a low-rank matrix (true data) and a sparse matrix (outliers). The column space of the low-rank matrix then gives the PCA solution. This simple definition has led to a large amount of interesting new work on provably correct, fast, and practically useful solutions to the RPCA problem. More recently, the dynamic (time-varying) version of the RPCA problem has been studied and a series of provably correct, fast, and memory efficient tracking solutions have been proposed. Dynamic RPCA (or robust subspace tracking) is the problem of tracking data lying in a (slowly) changing subspace, while being robust to sparse outliers. This article provides an exhaustive review of the last decade of literature on RPCA and its dynamic counterpart (robust subspace tracking), along with describing their theoretical guarantees, discussing the pros and cons of various approaches, and providing empirical comparisons of performance and speed.

## I. INTRODUCTION

Principal Components Analysis (PCA) is one of the most widely used dimension reduction techniques. It is often the preprocessing step in a variety of scientific and data analytics applications. Some modern examples include data classification, face recognition, video analytics, recommendation system design and understanding social network dynamics. PCA finds a small number of orthogonal basis vectors, called principal components, along which most of the variability of the dataset lies. Given an  $n \times d$  data matrix  $M$ ,  $r$ -PCA finds an  $n \times r$  matrix with orthonormal columns  $\hat{P}_M$  that solves  $\arg \min_{\hat{P}, \hat{P}'=I} \|M - \hat{P}\hat{P}'M\|_2$ . For dimension reduction, one projects  $M$  onto  $\text{span}(\hat{P}_M)$ . By the Eckart-Young theorem [1], PCA is easily solved via singular value decomposition (SVD): it is given by the left singular vectors of  $M$  corresponding to the largest  $r$  singular values (henceforth referred to as “top  $r$  singular vectors”).

The observed data matrix  $M$  is usually a noisy version of an unknown true data matrix, which we will denote by  $L$ . The real goal is usually to find the principal subspace of  $L$ .  $L$  is assumed to be either exactly or approximately low-rank. Suppose it is exactly low-rank and let  $r_L$  denote its rank. If  $M$  is a relatively clean version of  $L$ ,  $\hat{P}_M$  is also a good approximation of the principal subspace of  $L$ , denoted  $P_L$ . However, if  $M$  is highly noisy or is corrupted by even a few outliers,  $\hat{P}_M$  is a bad approximation of  $P_L$ . Since many modern datasets are acquired using a large number of inexpensive sensors, outliers are becoming even more common. They occur due to various

reasons such as node or sensor failures, foreground occlusion of video sequences, or anomalies on certain nodes of a network. This harder problem of PCA for outlier corrupted data is called *robust PCA* [2], [3], [4], [5], [6], [7].

In this article  $P$  or  $\hat{P}$  with different subscripts always refer to “basis matrices” (tall matrices with orthonormal columns). These are used to denote the subspaces spanned by their columns. When we say  $\hat{P}_M$  is a good approximation of  $P_L$ , we mean that the corresponding subspaces are close. We use  $\text{SE}(\hat{P}, P) := \|(I - \hat{P}\hat{P}')P\|$  to measure the Subspace Error (distance). This measures the sine of the maximum principal angle between the subspaces. It is symmetric when the two subspaces have equal dimension. Here and elsewhere  $\|\cdot\|$  denotes the induced  $l_2$  norm and  $'$  denotes matrix transpose.

In recent years, there have been multiple attempts to qualify the term “outlier” leading to various formulations for robust PCA (RPCA). The most popular among these is the idea of modeling outliers as additive sparse corruptions which was popularized in the work of Wright and Ma [8], [9]. This models the fact that outliers occur infrequently and only on a few indices of a data vector, but allows them to have any magnitude. Using this, the recent work of Candes, Wright, Li, and Ma [9], [10] defined RPCA as the problem of decomposing a given data matrix,  $M$ , into the sum of a low rank matrix,  $L$ , and a sparse matrix (outliers’ matrix),  $S$ . The column space of  $L$  then gives the PCA solution. While RPCA was formally defined this way first in [9], [10], an earlier solution approach that implicitly used this idea was RSL [7].

Often, for long data sequences, e.g., long surveillance videos, or long dynamic social network connectivity data sequences, if one tries to use a single lower dimensional subspace to represent the entire data sequence, the required subspace dimension may end up being quite large. This is problematic because (i) it means that PCA does not provide sufficient dimension reduction, (ii) the resulting data matrix may not be sufficiently low-rank, and this, in turn, reduces the outlier tolerance of static RPCA solutions, and (iii) it implies increased computational and memory complexity. In this case, a better model is to assume that the data lies in a low-dimensional subspace that can change over time, albeit gradually. The problem of tracking data lying in a (slowly) changing subspace while being robust to additive sparse outliers is referred to as “*robust subspace tracking*” or “*dynamic RPCA*” [11], [12], [13], [14], [15]. In older work, it was also incorrectly called “*recursive robust PCA*” or “*online robust PCA*”.

The current article reviews the literature on static and dynamic RPCA (or robust subspace tracking) that relies on the

above sparse+low-rank matrix decomposition (S+LR) definition. The emphasis is on simple and provably correct approaches. Another way to define the word “outlier” is to assume that either an entire data vector is an outlier or it is an inlier. In modern literature, this is referred to as “robust subspace recovery” [16]. This is reviewed in [17]. A magazine-level overview of the entire field including robust subspace recovery is provided in [18].

A key motivating application for RPCA and robust subspace tracking (RST) is video layering (decompose a given video into a “background” video and a “foreground” video) [7], [10]. We show an example in Fig. 1a. While this is an easy problem for videos with nearly static backgrounds, the same is not true for dynamically changing backgrounds. For such videos, a good video layering solution can simplify many downstream computer vision and video analytics’ tasks. For example, the foreground layer directly provides a video surveillance and an object tracking solution, the background layer and its subspace estimate are directly useful in video background-editing or animation applications; video layering can also enable or improve low-bandwidth video chats (transmit only the layer of interest), layer-wise denoising [19] or foreground activity recognition. RPCA is a good video layering solution when the background changes are gradual and dense (not sparse), while the foreground consists of one or more moving persons/objects that are not too large. With this, the background video (with each image arranged as a column) is well modeled as the dense low rank matrix while the foreground video is well modeled as a sparse matrix with high enough rank. Thus the background corresponds to  $\mathbf{L}$ , while the difference between foreground and background videos on the foreground support forms the sparse outliers  $\mathbf{S}$ . Other applications of RPCA and RST include region of interest detection and tracking from full-sampled or under-sampled dynamic MRI sequences [20], detection of anomalous behavior in dynamic social networks [21], or in computer networks [22], recommendation system design [10], and survey data analysis.

In recent years, static RPCA has been extensively studied. Many fast and provably correct approaches now exist [10], [23], [24], [25], [26], [27]. There is much lesser work on provable dynamic RPCA and RST [13], [14], [15]. On the other hand, the subspace tracking (ST) problem (without outliers), and with or without missing data, has been studied for much longer in both the control theory and the adaptive signal processing literature [28], [29], [30], [31], [32], [33]. However, all existing guarantees are asymptotic results for the statistically stationary setting of data being generated from a *single unknown* subspace. Moreover, most of these also make assumptions on intermediate algorithm estimates, see Sec. III-F. Of course, the most general nonstationary model that allows the subspace to change at each time is not even identifiable since at least  $r$  data points are needed to compute an  $r$ -dimensional subspace even in the noise-free full data setting. In recent work [13], [14], [15], the authors have made the tracking problem identifiable by assuming a piecewise constant model on subspace change. With this, they are able to show in [15] that it is possible to track the changing subspace to within  $\epsilon$  accuracy as long as the subspace remains constant for at least  $Cr \log n \log(1/\epsilon)$

frames at a time, and some other assumptions hold. Here and elsewhere the letters  $c$  and  $C$  is reused to denote different numerical constants in each use.

### A. Article organization

This article is organized as follows. We give the problem setting for both static and dynamic RPCA next, followed by discussing identifiability and other assumptions. Section II describes the original (static) RPCA solutions. Section III discusses two key approaches to dynamic robust PCA / robust subspace tracking. The algorithm idea, why it works and its theoretical guarantees (where they exist) are summarized. In Section III, we also briefly summarize the existing theoretical results for subspace tracking. Section IV discusses the pros and cons of all the approaches that are described in detail in this article. Section V provides empirical performance and speed comparisons. We conclude in Section VI with a detailed discussion of open questions for future work.

### B. Static RPCA

Given an  $n \times d$  observed data matrix,

$$\mathbf{M} := \mathbf{L} + \mathbf{S} + \mathbf{W},$$

where  $\mathbf{L}$  is a low rank matrix (true data),  $\mathbf{S}$  is a sparse matrix (outlier matrix), and  $\mathbf{W}$  is small unstructured noise/modeling error, the goal is to estimate  $\mathbf{L}$ , and hence its column space. We use  $r_L$  to denote the rank of  $\mathbf{L}$ . The maximum fraction of nonzeros in any row (column) of the outlier matrix  $\mathbf{S}$  is denoted by max-outlier-frac-row (max-outlier-frac-col).

### C. Robust Subspace Tracking (RST) or dynamic RPCA [13]

At each time  $t$ , we get a data vector  $\mathbf{m}_t \in \mathbb{R}^n$  that satisfies

$$\mathbf{m}_t := \boldsymbol{\ell}_t + \mathbf{s}_t + \mathbf{w}_t, \text{ for } t = 1, 2, \dots, d.$$

where  $\mathbf{w}_t$  is small unstructured noise,  $\mathbf{s}_t$  is the sparse outlier vector, and  $\boldsymbol{\ell}_t$  is the true data vector that lies in a fixed or slowly changing low-dimensional subspace of  $\mathbb{R}^n$ , i.e.,  $\boldsymbol{\ell}_t = \mathbf{P}_{(t)} \mathbf{a}_t$  where  $\mathbf{P}_{(t)}$  is an  $n \times r$  *basis matrix*<sup>1</sup> with  $r \ll n$  and with  $\|(\mathbf{I} - \mathbf{P}_{(t-1)} \mathbf{P}_{(t-1)}') \mathbf{P}_{(t)}\|$  small compared to  $\|\mathbf{P}_{(t)}\| = 1$ . We use  $\mathcal{T}_t$  to denote the support set of  $\mathbf{s}_t$ . Given an initial subspace estimate,  $\hat{\mathbf{P}}_0$ , the goal is to track  $\text{span}(\mathbf{P}_{(t)})$  and  $\boldsymbol{\ell}_t$  either immediately or within a short delay. A by-product is that  $\boldsymbol{\ell}_t$ ,  $\mathbf{s}_t$ , and  $\mathcal{T}_t$  can also be tracked on-the-fly.

The initial subspace estimate,  $\hat{\mathbf{P}}_0$ , can be computed by using only a few iterations of any of the static RPCA solutions (described below), e.g., PCP [10] or AltProj [25], applied to the first  $t_{\text{train}}$  data samples  $\mathbf{M}_{[1, t_{\text{train}}]}$ . Typically,  $t_{\text{train}} = Cr$  suffices. Here and below  $[a, b]$  refers to all integers between  $a$  and  $b$ , inclusive,  $[a, b) := [a, b - 1]$ , and  $\mathbf{M}_{\mathcal{T}}$  denotes a submatrix of  $\mathbf{M}$  formed by its columns indexed by entries in the set  $\mathcal{T}$ . Alternatively, in some applications, e.g., video surveillance, it is valid to assume that outlier-free data is available. In these situations, simple SVD can be used too.

Technically, *dynamic RPCA* refers to the offline version of the RST problem. Define matrices  $\mathbf{L}, \mathbf{S}, \mathbf{V}, \mathbf{M}$  with  $\mathbf{L} = [\boldsymbol{\ell}_1, \boldsymbol{\ell}_2, \dots, \boldsymbol{\ell}_d]$  and  $\mathbf{M}, \mathbf{S}, \mathbf{V}$  similarly defined. The goal is to recover the matrix  $\mathbf{L}$  and its column space with  $\epsilon$  error.

<sup>1</sup>matrix with mutually orthonormal columns

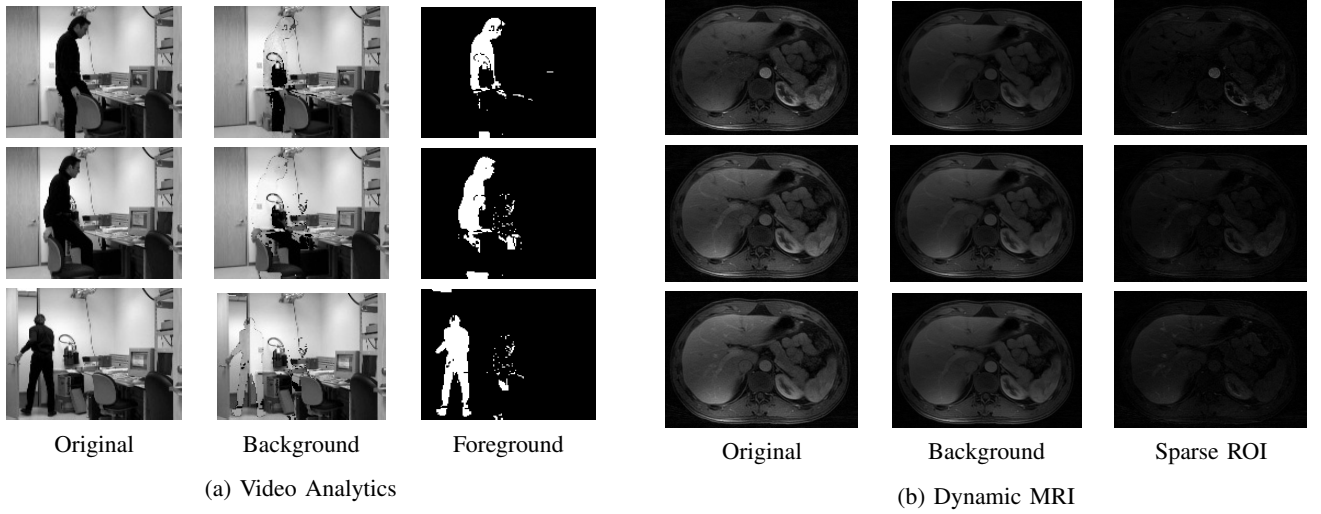


Fig. 1: (a) A video analytics application: Video layering (foreground-background separation) in videos can be posed as a Robust PCA problem. This is often the first step to simplify many computer vision and video analytics’ tasks. We show three frames of a video in the first column. The background images for these frames are shown in the second column. Notice that they all look very similar and hence are well modeled as forming a low rank matrix. The foreground support is shown in the third column. This clearly indicates that the foreground is sparse and changes faster than the background. Result taken from [15], code at <https://github.com/praneethmurthy/NORST>. (b) Low-rank and sparse matrix decomposition for accelerated dynamic MRI [20]. The first column shows three frames of abdomen cine data. The second column shows the slow changing background part of this sequence, while the third column shows the fast changing sparse region of interest (ROI). This is also called the “dynamic component”. These are the reconstructed columns obtained from 8-fold undersampled data. They were reconstructed using under-sampled stable PCP [20].

#### D. Identifiability and other assumptions

The above problem definitions do not ensure identifiability since either of  $\mathbf{L}$  or  $\mathbf{S}$  can be both low-rank and sparse. One way to ensure that  $\mathbf{L}$  is not sparse is by requiring that its left and right singular vectors are dense or “incoherent” w.r.t. a sparse vector [10]. We define this below.

**Definition 1.1** ( $\mu$ -Incoherence/Denseness). *We say that an  $n \times r$  basis matrix (matrix with mutually orthonormal columns)  $\mathbf{P}$  is  $\mu$ -incoherent if*

$$\max_{i=1,2,\dots,n} \|\mathbf{P}^{(i)}\|^2 \leq \mu \frac{r_L}{n}$$

where  $\mu \geq 1$  is called the (in)coherence parameter that quantifies the non-denseness of  $\mathbf{P}$ . Here  $\mathbf{P}^{(i)}$  denotes the  $i$ -th row of  $\mathbf{P}$ .

We can ensure that  $\mathbf{S}$  is not low-rank by imposing upper bounds on max-outlier-frac-row and max-outlier-frac-col.

Consider the Robust Subspace Tracking problem. One way to ensure identifiability of the changing subspaces is to assume that they are piecewise constant, i.e., that

$$\mathbf{P}_{(t)} = \mathbf{P}_j \text{ for all } t \in [t_j, t_{j+1}), j = 1, 2, \dots, J,$$

with  $t_0 = 1$  and  $t_{J+1} = d$ . With the above model,  $r_L = rJ$  in general (except if subspace directions are repeated more than once). The union of the column spans of all the  $\mathbf{P}_j$ ’s is equal to the span of the left singular vectors of  $\mathbf{L}$ . Thus, left incoherence is equivalent to assuming that the  $\mathbf{P}_j$ ’s are  $\mu$ -incoherent. One can replace the right singular vectors’ incoherence by an independent identically distributed (i.i.d.) assumption<sup>2</sup> on the  $\mathbf{a}_t$ ’s, along with element-wise bounded-

<sup>2</sup>Actually, instead of identically distributed, something weaker suffices: same mean and covariance matrix for all times  $t$  is sufficient.

ness. As explained in [15], the two assumptions are similar; the latter is more suited for RST which involves either frame by frame processing or operations on mini-batches of the full data. Since RST algorithms are online, we also need to re-define max-outlier-frac-row as the maximum nonzero fraction per row in any  $\alpha$ -consecutive-column sub-matrix of  $\mathbf{S}$ . Here  $\alpha$  is the mini-batch size used by the RST algorithm. We refer to it as  $\text{max-outlier-frac-row}^\alpha$  to indicate this difference. A bound on max-outlier-frac-row or  $\text{max-outlier-frac-row}^\alpha$  corresponds to requiring that the outlier support sets  $\mathcal{T}_t$  change enough over time. A bound on max-outlier-frac-col is equivalent to bounding the outlier support size at each time since  $\text{max-outlier-frac-col} = \max_t |\mathcal{T}_t|/n$ .

Lastly, as we will see, if one also assumes a lower bound on outlier magnitudes (uses the model that outliers are large magnitude corruptions), it can help significantly relax the required upper bound on  $\text{max-outlier-frac-row}^\alpha$ , while also allowing for a fast, online, and memory-efficient algorithm.

#### E. Extensions

In many of the applications of RPCA, the practical goal is often to find the outlier or the outlier locations (outlier support). For example, this is often the case in the video analytics application. This is also the case in the anomaly detection application. In these situations, robust PCA should really be called “robust sparse recovery”, or “sparse recovery in large but structured noise”, with “structure” meaning that the noise lie in a fixed or slowly changing low-dimensional subspace [13]. Another important extension is “Robust Matrix Completion” (RMC) or equivalently “Robust PCA with Missing Data” [34], [27]. This requires recovering  $\mathbf{L}$  when only a subset of the entries of  $\mathbf{M}$  are observed. A third useful extension is



*undersampled or compressive RPCA or robust Compressive Sensing (CS)* [35], [36], [37], [38], [20]. Instead of observing the matrix  $M$ , one only has access to a set of  $m < n$  random linear projections of each column of  $M$ , i.e., to  $Z = AM$  where  $A$  is a fat matrix. An important application of this setting is in dynamic MRI imaging when the image sequence is modeled as sparse + low-rank [20]. An alternative formulation is Robust CS where one observes  $Z := AS + L$  [35], [12], [36], [38] and the goal is to recover  $S$  while being robust to  $L$ . This would be dynamic MRI problem if the low rank corruption  $L$  is due to measurement noise.

## II. STATIC RPCA SOLUTIONS

Before we begin, we should mention that the code for all the methods described in this section is downloadable from the github library of Andrew Sobral [39]. The link is <https://github.com/andrewssobral/lrslibrary>.

In all the guarantees given in this article, for simplicity, the condition number is assumed to be at most constant, i.e.,  $O(1)$ , with  $n$ .

### A. Principal Component Pursuit (PCP): a convex programming solution

The first provably correct solution to robust PCA via S+LR was introduced in parallel works by Candes, Wright, Li, and Ma [10] (where they called it a solution to robust PCA) and by Chandrasekharan et al. [23]. Both proposed to solve the following convex program which was referred to as Principal Component Pursuit (PCP) in [10]:

$$\min_{\tilde{L}, \tilde{S}} \|\tilde{L}\|_* + \lambda \|\tilde{S}\|_{\text{vec}(1)} \text{ subject to } M = \tilde{L} + \tilde{S}$$

Here  $\|A\|_{\text{vec}(1)}$  denotes the vector  $l_1$  norm of the matrix  $A$  (sum of absolute values of all its entries) and  $\|A\|_*$  denotes the nuclear norm (sum of its singular values). PCP is the first known polynomial time solution to RPCA that is also provably correct. The two parallel papers [10], [23] used different approaches to arrive at a correctness result for it. The result of [24] improved that of [23].

Suppose that PCP can be solved exactly. Denote its solutions by  $\hat{L}, \hat{S}$ . The result of [10] says the following.

**Theorem 2.2.** Let  $L \stackrel{\text{SVD}}{=} U\Sigma V'$  be its reduced SVD. If  $W = 0$ ,

- 1)  $U$  is  $\mu$ -incoherent,  $V$  is  $\mu$ -incoherent,
- 2)  $U$  and  $V$  are  $\mu$ -strong-incoherent, i.e. satisfy

$$\max_{i=1,2,\dots,n, j=1,2,\dots,d} |(UV')_{i,j}| \leq \sqrt{\mu \frac{r_L}{nd}}$$

- 3) support of  $S$  is generated uniformly at random,
- 4) the support size of  $S$ , denoted  $m$ , and the rank of  $L$ ,  $r_L$ , satisfy:  $\frac{m}{nd} \leq c$  and  $r_L \leq \frac{c \min(n,d)}{\mu(\log n)^2}$ ,

(3) the parameter  $\lambda = 1/\sqrt{\max(n,d)}$  (notice that this requires no knowledge of model parameters), then, with probability at least  $1 - cn^{-10}$ , the PCP convex program with  $\lambda = 1/\sqrt{\min(n,d)}$  returns  $\hat{L} = L$  and  $\hat{S} = S$ .

The second condition (strong incoherence) requires that the inner product between a row of  $U$  and a row of  $V$  be upper bounded. Observe that the required bound is  $1/\sqrt{r_L}$  times what left and right incoherence would imply (by using Cauchy-Schwartz inequality). This is why it is a stronger requirement.

The guarantee of [24], which improved the result of [23], says the following. We give below a simpler special case of [24, Theorem 2] (applied with  $\rho = \sqrt{n/d}$  and for the exact PCP program given above).

**Theorem 2.3.** Let  $L \stackrel{\text{SVD}}{=} U\Sigma V'$ . If  $W = 0$ ,

- 1) each entry of  $U$  is of order  $\sqrt{c/n}$  and each entry of  $V$  is of order  $\sqrt{c/d}$ ,
- 2)  $\max(\text{max-outlier-fraction-row}, \text{max-outlier-fraction-col}) \leq \frac{c}{\mu r_L}$ ,

the algorithm parameter  $\lambda$  lies in a certain range that depends on  $\max(\text{max-outlier-fraction-row}, \text{max-outlier-fraction-col})$ , then  $\hat{L} = L$  and  $\hat{S} = S$ .

Theorem 2.3 does not assume a model on outlier support, but because of that, it needs a much tighter bound of  $O(1/r_L)$  on outlier fractions. Theorem 2.2 assumes uniform random outlier support, along with the support size  $m$  bounded by  $cnd$ . For large  $n, d$ , this is approximately equivalent to allowing  $\max(\text{max-outlier-fraction-row}, \text{max-outlier-fraction-col}) \leq c$ . This is true because for large  $n, d$ , with high probability (w.h.p.), (i) uniform random support with size  $m$  is nearly equivalent<sup>3</sup> to Bernoulli support with probability of an index being part of the support being  $\rho = m/(nd)$  [10, Appendix 7.1]; and (ii) with the Bernoulli model,  $\max(\text{max-outlier-fraction-row}, \text{max-outlier-fraction-col})$  is close to  $\rho$  (follows using Hoeffding inequality for example).

*Why it works.* It is well known from compressive sensing literature (and earlier) that the vector  $l_1$  norm serves as a convex surrogate for the support size of a vector, or of a vectorized matrix. In a similar fashion, the nuclear norm serves as a convex surrogate for the rank of a matrix. Thus, while the program that tries to minimize the rank of  $\tilde{L}$  and sparsity of  $\tilde{S}$  involves an impractical combinatorial search, PCP is convex and solvable in polynomial time.

### B. Alternating Minimization (AltProj): a non-convex solution

Convex optimization programs as solutions to various originally non-convex problems (e.g., robust PCA, sparse recovery, low rank matrix completion, phase retrieval) are, by now, well understood. They are easy to come up with (often), solvable in polynomial time (polynomial in the data size), and allow one to come up with strong guarantees with minimal sample complexity. While polynomial complexity is better than exponential, it is often too slow for today's big datasets. Moreover, the number of iterations needed for a convex program solver to get to within an  $\epsilon$  ball of the true solution of the convex program is  $O(1/\epsilon)$  and thus the typical complexity for a PCP solver is  $O(nd^2/\epsilon)$  [25]. To address this limitation, in more recent works [40], [25], [41], [42], [43], [44], authors have developed provably correct alternating minimization (alt-min) or projected gradient descent (GD) solutions that are

<sup>3</sup>recovery under one model implies recovery under the other model with same order of probability

provably much faster, but still allow for the same type of performance guarantees. Both alt-min and GD have been used for a long time as practical heuristics for trying to solve various non-convex programs. The initialization either came from other prior information, or multiple random initializations were used to run the algorithm and the “best” final output was picked. The new ingredient in these provably correct alt-min or GD solutions is a carefully designed initialization scheme that already outputs an estimate that is “close enough” to the true one. Since these approaches do not use convex programs, they have been labeled as “non-convex” solutions.

For RPCA, the first such provably correct solution was Alternating-Projection (AltProj) [25]. The idea itself is related to that of an earlier algorithm called GoDec [45]. In fact the recursive projected compressive sensing (ReProCS) [11], [35], [13] approach is an even earlier approach that also used a similar idea. AltProj is summarized in Algorithm 1. It alternates between estimating  $L$  with  $S$  fixed at its previous estimate, followed by projection onto the space of low-rank matrices, and then a similar procedure for  $S$ . Theorem 2 of [25] says the following.

**Theorem 2.4.** Let  $L \stackrel{\text{SVD}}{=} U\Sigma V'$ . If  $W = 0$ ,

1)  $U, V$  are  $\mu$ -incoherent,

2)  $\max(\max\text{-outlier-frac-row}, \max\text{-outlier-frac-col}) \leq \frac{c}{\mu r_L}$ ,

algorithm parameters are appropriately set (need knowledge of  $\mu$  and  $r_L$ ), then AltProj returns  $\hat{L}, \hat{S}$  that satisfy  $\|\hat{L} - L\|_F \leq \epsilon$ ,  $\|\hat{S} - S\|_{\max} \leq \epsilon$ , and  $\text{support}(\hat{S}) \subseteq \text{support}(S)$ . Here  $\max$  refers to the maximum nonzero entry of the matrix.

If  $W \neq 0$ , but  $\|W\|_F^2 \leq C\epsilon^2$ , all guarantees remain the same.

AltProj needs time of order  $O(ndr_L^2 \log(1/\epsilon))$  and memory of  $O(nd)$  to achieve above error.

Notice that even in the  $W = 0$  case the above result only guarantees recovery with  $\epsilon$  error while PCP seems to guarantee “exact” recovery. This guarantee may seem weaker than that for PCP, however it actually is not. The reason is that any solver (the iterative algorithm for finding a solution) of the convex program PCP is only guaranteed to get you within  $\epsilon$  error of the true solution of PCP in a finite number of iterations.

*Why it works.* To understand why AltProj works, consider the rank one case. Once the largest outliers are removed, it is expected that projecting onto the space of rank one matrices returns a reasonable rank one approximation of  $L$ ,  $\hat{L}_1$ . This means that the residual  $M - \hat{L}_1$  is a better estimate of  $S$  than  $M$  is. Because of this, it can be shown that  $\hat{S}_1$  is a better estimate of  $S$  than  $\hat{S}_0$  and so the residual  $M - \hat{S}_1$  is a better estimate of  $L$  than  $M - \hat{S}_0$ . This, in turn, means  $\hat{L}_2$  will be a better estimate of  $L$  than  $\hat{L}_1$  is. The proof that the initial estimate of  $L$  is good enough relies on incoherence of left and right singular vectors of  $L$  and the fact that no row or column has too many outliers. These two facts are also needed to show that each new estimate is better than the previous.

**C. Memory-Efficient RPCA via Recursive Projected Compressive Sensing: a non-convex and online solution**

ReProCS-RPCA [46] is an even faster solution than AltProj, that is also online (after a batch initialization applied to

---

**Algorithm 1** AltProj algorithm

---

AltProj for rank-1 matrix  $L$ :

- Initialize
    - set  $\hat{L}^0 = 0$ ;
    - threshold out large entries from  $M$  to get  $\hat{S}^0 = HT_{\beta\sigma_1}(M)$ , where  $\sigma_1 = \sigma_1(M)$
  - For Iterations  $t = 1$  to  $T := c \log(1/\epsilon)$  do
    - $\hat{L}^t = \mathcal{P}_1(M - \hat{S}^t)$  : project  $M - \hat{S}^t$  onto space of rank-1 matrices
    - $\hat{S}^t = HT_{\beta(\sigma_t + 0.5^t \sigma_{t-1})}(M - \hat{L}^t)$ ,  $\sigma_t := \sigma_t(M - \hat{S}^t)$
- End For

For general rank  $r$  matrices  $L$ :

- The algorithm proceeds in  $r$  stages and does  $T$  iterations for each stage.
  - Stage 1 is the same as the one above. In stage  $k$ ,  $\mathcal{P}_1$  is replaced by  $\mathcal{P}_k$  (project onto space of rank  $k$  matrices). The hard thresholding step uses a threshold of  $\beta(\sigma_{k+1} + 0.5^t \sigma_k)$ .
- 

the first  $Cr$  frames) and memory-efficient. In fact, it has near-optimal memory complexity of  $O(nr_L \log n \log(1/\epsilon))$ . Its time complexity of just  $O(ndr_L \log(1/\epsilon))$  is the same as that of vanilla  $r$ -SVD (simple PCA). Moreover, after initialization, it also has the best outlier tolerance: it tolerates  $\max\text{-outlier-frac-row}^\alpha \in O(1)$ . But the tradeoff is that it needs to assume that (i) all  $\ell_t$ ’s lie in either a fixed subspace or a slowly changing one, and that (ii) (most) outlier magnitudes are lower bounded. As we explain later both are natural assumptions for static camera videos. It relies on the recursive projected compressive sensing (ReProCS) approach [35], [13] introduced originally to solve the dynamic RPCA problem. In the fixed subspace setting, it can be understood as Algorithm 2 (ReProCS-NORST) with  $J = 1$ . If the subspaces are slow time-varying then it is the same as ReProCS-NORST given later.

**D. Projected Gradient Descent (RPCA-GD): non-convex batch solution**

An equally fast, but batch, solution that relied on projected gradient descent (GD), called RPCA-GD, was proposed in recent work [26]. If condition numbers are treated as constants, its complexity is  $O(ndr_L \log(1/\epsilon))$ . This is the same as that of the ReProCS solution given above and hence also the same as that of vanilla  $r$ -SVD for simple PCA. To achieve this complexity, like ReProCS, RPCA-GD also needs an extra assumption: it needs a  $\sqrt{r}$  times tighter bound on outlier fractions than what AltProj needs.

Projected GD is a natural heuristic for using GD to solve constrained optimization problems. To solve  $\min_{x \in \mathcal{C}} f(x)$ , after each GD step, projected GD projects the output onto the set  $\mathcal{C}$  before moving on to the next iteration. Corollary 1 of [26] guarantees the following.

**Theorem 2.5.** Consider RPCA-GD. Let  $L \stackrel{\text{SVD}}{=} U\Sigma V'$ . If  $W = 0$ ,

- 1)  $U$  is  $\mu$ -incoherent,  $V$  is  $\mu$ -incoherent,

- 2)  $\max(\text{max-outlier-frac-row}, \text{max-outlier-frac-col}) \leq c/\mu r_L^{1.5}$ ,  
 (3) algorithm parameters are appropriately set (need knowledge of  $r_L$ ,  $\mu$ ,  $\sigma_{\max}(\mathbf{L})$ ,  $\sigma_{\min}(\mathbf{L})$ ), then  $\|\hat{\mathbf{L}} - \mathbf{L}\|_F \leq \epsilon \sigma_{\max}(\mathbf{L})$ .  
 RPCA-GD needs time of order  $O(n d r_L \log(1/\epsilon))$  and memory of  $O(nd)$  to achieve the above error.

### E. Projected GD for RMC (NO-RMC): non-convex batch solution

The authors of [27] develop a different type of projected GD solution for robust matrix completion (RMC), and argue that, even in the absence of missing entries, the same algorithm provides the fastest solution to RPCA as long as the following extra assumption holds: the data matrix is nearly square. i.e. as long as  $d \approx n$ . This can be a stringent requirement, e.g. for video data the number of frames  $d$  is often much smaller than image size  $n$ .

**Theorem 2.6.** Consider NO-RMC. Let  $\mathbf{L} \stackrel{\text{SVD}}{=} \mathbf{U} \Sigma \mathbf{V}'$ . If  $\mathbf{W} = 0$ ,

- 1)  $d \leq n$  and  $n = O(d)$ ,
- 2)  $\mathbf{U}$  is  $\mu$ -incoherent,  $\mathbf{V}$  is  $\mu$ -incoherent,
- 3)  $\max(\text{max-outlier-frac-row}, \text{max-outlier-frac-col}) \leq \frac{c}{\mu r_L}$ ,
- 4) the observed entries' set  $\Omega$  is generated according to the Bernoulli model with probability  $p$  that satisfies

$$p \geq C n d \mu^4 n r_L^2 \log^2 n (\log(\mu^2 r_L \sigma_{\max}(\mathbf{L})/\epsilon))^2,$$

algorithm parameters are appropriately set (need knowledge of  $r_L$ ,  $\mu$ ,  $\sigma_{\max}(\mathbf{L})$ ), then  $\|\hat{\mathbf{L}} - \mathbf{L}\|_F \leq \epsilon$ .

NO-RMC needs time of order  $O(n r_L^2 \log^2 n \log(1/\epsilon))$  and memory of  $O(nd)$  to achieve the above error.

The corollary for RPCA is an obvious one. To get a fast RPCA solution, it deliberately undersamples the full matrix  $\mathbf{M}$ . Thus as long as  $m, d$  are of the same order, NO-RMC needs only  $O(n r^2)$  time up to log factors making it the fastest solution for data matrices that are nearly square.

## III. ROBUST SUBSPACE TRACKING AND DYNAMIC RPCA

Before we begin, we should mention that the code for all the methods described in this section is downloadable from the github library of Andrew Sobral [39]. The link is <https://github.com/andrewsobral/lrslibrary>. As explained earlier, the time-varying subspaces model is most useful for long data sequences, e.g., long surveillance videos. The reason is if one tries to use a single lower dimensional subspace to represent the entire data sequence, the required subspace dimension may end up being quite large. One way to address this issue using static RPCA solutions would be to split the data matrix into smaller pieces and apply PCP or any of the other static RPCA solutions on each piece individually. However this would mean that one is not jointly using all the available information. This results in a huge loss in performance in settings where the data subspace changes slowly over time, so that the previously recovered piece of the data matrix contains a lot of information for correctly recovering the current piece. In the next two subsections, we describe two approaches that resolve this issue.

### A. Modified-PCP: Robust PCA with partial subspace knowledge

A simple extension of PCP, called modified-PCP, provides a nice solution to the problem of RPCA with partial subspace knowledge [47]. In many applications, e.g., face recognition, some training data for face images taken in controlled environments (with eyeglasses removed and no shadows) is typically available. This allows one to get “an” estimate of the faces’ subspace that serves as the partial subspace knowledge. To understand the modified-PCP idea, let  $\mathbf{G}$  denote the basis matrix for this partial subspace knowledge. If  $\mathbf{G}$  is such that the matrix  $(\mathbf{I} - \mathbf{G}\mathbf{G}')\mathbf{L}$  has rank significantly smaller than  $r_L$ , then the following is a better idea than PCP:

$$\min_{\tilde{\mathbf{L}}, \tilde{\mathbf{S}}} \|(\mathbf{I} - \mathbf{G}\mathbf{G}')\tilde{\mathbf{L}}\|_* + \lambda \|\tilde{\mathbf{S}}\|_1 \text{ s.t. } \tilde{\mathbf{L}} + \tilde{\mathbf{S}} = \mathbf{M}. \quad (1)$$

The above solution was called *modified-PCP* because it was inspired by a similar idea, called modified-CS [48], that solves the problem of compressive sensing (or sparse recovery) when partial support knowledge is available. More generally, even if the approximate rank of  $(\mathbf{I} - \mathbf{G}\mathbf{G}')\mathbf{L}$  is much smaller, i.e., suppose that  $\mathbf{L} = \mathbf{G}\mathbf{A} + \mathbf{W} + \mathbf{L}_{\text{new}}$  where  $\mathbf{L}_{\text{new}}$  has rank  $r_{\text{new}} \ll r_L$  and  $\|\mathbf{W}\|_F \leq \epsilon$  is small, the following simple change to the same idea works:

$$\min_{\tilde{\mathbf{L}}_{\text{new}}, \tilde{\mathbf{S}}, \tilde{\mathbf{A}}} \|\tilde{\mathbf{L}}_{\text{new}}\|_* + \lambda \|\tilde{\mathbf{S}}\|_1 \text{ s.t. } \|\mathbf{M} - \tilde{\mathbf{S}} - \mathbf{G}\tilde{\mathbf{A}} - \tilde{\mathbf{L}}_{\text{new}}\|_F \leq \epsilon$$

and output  $\hat{\mathbf{L}} = \mathbf{G}\hat{\mathbf{A}} + \hat{\mathbf{L}}_{\text{new}}$ . We should mention that the same type of idea can also be used to get Modified-AltProj or even Modified-NO-RMC, both of which will be significantly faster than solving convex programs.

To solve the tracking problem using modified-PCP, the subspace estimate from the previous set of  $\alpha$  frames serves as the partial subspace knowledge for the current set. It is initialized using PCP.

**Theorem 3.7.** Consider the dynamic RPCA problem with  $\mathbf{w}_t = 0$ . Split the data matrix into pieces  $\mathbf{L}_1, \mathbf{L}_2, \dots, \mathbf{L}_J$  with  $\mathbf{L}_j := \mathbf{L}_{[t_j, t_{j+1}]}$ . Recover  $\mathbf{L}_j$  using the column space estimate of  $\mathbf{L}_{j-1}$  as the partial subspace knowledge  $\mathbf{G}$  and solving (1). With probability at least  $1 - cn^{-10}$ ,  $\hat{\mathbf{L}} = \mathbf{L}$  if the following hold:

- 1)  $\mathbf{L}_0$  is correctly recovered using PCP
- 2) The subspace changes as  $\mathbf{P}_j = [\mathbf{P}_{j-1}, \mathbf{P}_{j,\text{new}}]$ , where  $\mathbf{P}_{j,\text{new}}$  has  $r_{\text{new}}$  columns that are orthogonal to  $\mathbf{P}_{j-1}$ , followed by removing some directions.
- 3) Left incoherence holds for  $\mathbf{P}_j$ ’s; right incoherence holds for  $\mathbf{V}_{j,\text{new}}$ ; and strong incoherence holds for the pair  $\mathbf{P}_{j,\text{new}}, \mathbf{V}_{j,\text{new}}$ . If  $\mathbf{L}_j \stackrel{\text{SVD}}{=} \mathbf{P}_j \Sigma_j \mathbf{V}_j'$ , then  $\mathbf{V}_{j,\text{new}}$  is the matrix of last  $r_{\text{new}}$  columns of  $\mathbf{V}_j$ .
- 4) Support of  $\mathbf{S}$  is generated uniformly at random.
- 5) The support size of the support of  $\mathbf{S}$ ,  $m$ , and the rank of  $\mathbf{L}$ ,  $r_L$ , satisfy:  $\frac{m}{nd} \leq c$  and  $r_L \leq \frac{c \min(n, d)}{\mu (\log n)^2}$ .

The Modified-PCP guarantee was proved using ideas borrowed from [10] for PCP (PCP(C)). Hence it inherits most of the pros and cons of the PCP(C) guarantee. Thus, it also needs uniformly randomly generated support sets which is an unrealistic requirement. Moreover, its slow subspace change assumption is unrealistic: for example, in 3D it requires the subspace to change from the x-y plane to the y-z plane. Third,



**Algorithm 2 ReProCS-NORST** simplified: Only for simplicity of explanation, this assumes  $t_j$ 's known. Both guarantees and experiments use the automatic version given in [15, Algorithm 2]. Notation:  $\hat{\mathbf{L}}_{t;\alpha} := [\hat{\ell}_{t-\alpha+1}, \dots, \hat{\ell}_t]$  and  $SVD_r[M]$  refers to the top of  $r$  left singular vectors of the matrix  $M$ . Initialize: Obtain  $\hat{\mathbf{P}}_0$  by  $C(\log r)$  iterations of AltProj on  $M_{[1, t_{\text{train}}]}$  with  $t_{\text{train}} = Cr$  followed by SVD on the output  $\hat{\mathbf{L}}$ .

---

```

1: Input:  $\mathbf{m}_t$ , Output:  $\hat{\mathbf{s}}_t, \hat{\ell}_t, \hat{\mathbf{P}}_{(t)}, \hat{\mathcal{T}}_t$ 
2: Parameters:  $K \leftarrow C \log(1/\epsilon)$ ,  $\alpha \leftarrow Cr \log n$ ,  $\omega_{\text{supp}} \leftarrow s_{\min}/2$ ,  $\xi \leftarrow s_{\min}/15$ ,  $r$ 
3: Initialize:  $j \leftarrow 1$ ,  $k \leftarrow 1$ ,  $\hat{\mathbf{P}}_{t_{\text{train}}} \leftarrow \hat{\mathbf{P}}_0$ 
4: for  $t > t_{\text{train}}$  do
5:   % Projected CS or Robust Regression
6:    $\tilde{\mathbf{m}}_t \leftarrow \Psi \mathbf{m}_t$  where  $\Psi \leftarrow \mathbf{I} - \hat{\mathbf{P}}_{(t-1)} \hat{\mathbf{P}}_{(t-1)}'$ 
7:    $\hat{\mathbf{s}}_{t,cs} \leftarrow \arg \min_{\tilde{\mathbf{s}}} \|\tilde{\mathbf{s}}\|_1$  s.t.  $\|\tilde{\mathbf{m}}_t - \Psi \tilde{\mathbf{s}}\| \leq \xi$ .
8:    $\hat{\mathcal{T}}_t \leftarrow \{i : |\hat{\mathbf{s}}_{t,cs}|_i > \omega_{\text{supp}}\}$ .
9:    $\hat{\mathbf{s}}_t \leftarrow \mathbf{I}_{\hat{\mathcal{T}}_t} (\Psi_{\hat{\mathcal{T}}_t}' \Psi_{\hat{\mathcal{T}}_t})^{-1} \Psi_{\hat{\mathcal{T}}_t}' \tilde{\mathbf{m}}_t$ .
10:   $\hat{\ell}_t \leftarrow \mathbf{m}_t - \hat{\mathbf{s}}_t$ .
11:  % Subspace Update
12:  if  $t = t_j + K\alpha$  then
13:     $\hat{\mathbf{P}}_{j,k} \leftarrow SVD_r[\hat{\mathbf{L}}_{t;\alpha}]$ ,  $\hat{\mathbf{P}}_{(t)} \leftarrow \hat{\mathbf{P}}_{j,k}$ ,  $k \leftarrow k + 1$ 
14:  else
15:     $\hat{\mathbf{P}}_{(t)} \leftarrow \hat{\mathbf{P}}_{(t-1)}$ 
16:  end if
17:  if  $t = t_j + K\alpha$  then
18:     $\hat{\mathbf{P}}_j \leftarrow \hat{\mathbf{P}}_{(t)}$ ,  $k \leftarrow 1$ ,  $j \leftarrow j + 1$ 
19:  end if
20: end for

```

---

it does not detect the subspace change automatically, i.e., it assumes  $t_j$  is known. All these limitations are removed by the ReProCS solution described next, however, it needs a lower bound on outlier magnitudes.

### B. Recursive Projected Compressive Sensing (ReProCS)

The ReProCS code is at [http://www.ece.iastate.edu/~hanguo/PracReProCS.html#Code\\_](http://www.ece.iastate.edu/~hanguo/PracReProCS.html#Code_). In [11], [13], a novel solution framework called Recursive Projected Compressive Sensing (ReProCS) was introduced to solve the dynamic RPCA and the robust subspace tracking (RST) problems. In later works [49], [14], [50], [15], this was shown to be provably correct under progressively weaker assumptions. Under simple extra assumptions, after a coarse initialization computed using PCP or AltProj applied to only the first  $Cr$  samples, ReProCS-based algorithms provide an online, fast, and memory efficient tracking solution, that also has significantly improved outlier tolerance. By “tracking solution” we mean that they can detect and track a change in subspace within a short delay. The two main extra assumptions needed are: (i) slow subspace change (or fixed subspace); and (ii) outlier magnitudes are either all large enough, or most are large enough and the rest are very small. (i) is a natural assumption for static camera videos since they do not involve sudden scene changes. (ii) is also a simple requirement because, by definition, an “outlier” is a large magnitude corruption. The small magnitude ones can be clubbed with the small noise  $\mathbf{w}_t$ .

We describe here the most recently studied ReProCS algorithm, Nearly Optimal RST (ReProCS-NORST) [15]. This is also the simplest and has the best guarantees. It starts with a “good” estimate of the initial subspace, which is obtained by  $C(\log r)$  iterations of AltProj applied to  $M_{[1, t_{\text{train}}]}$  with  $t_{\text{train}} = Cr$ . It then iterates between (a) *Projected Compressive Sensing (approximate Robust Regression)*<sup>4</sup> in order to estimate the sparse outliers,  $\mathbf{s}_t$ , and then  $\ell_t$  as  $\hat{\ell}_t = \mathbf{m}_t - \hat{\mathbf{s}}_t$ ; and (b) *Subspace Update* to update the subspace estimate  $\hat{\mathbf{P}}_{(t)}$ . Subspace update is done once every  $\alpha$  frames. At each update time, it toggles between the “detect” and “update” phases. In the detect phase, the current subspace has been accurately updated, and the algorithm is only checking if the subspace has changed. Let  $\hat{\mathbf{P}} = \hat{\mathbf{P}}_{(t-1)}$ . This is done by checking if the maximum singular value of  $(\mathbf{I} - \hat{\mathbf{P}}\hat{\mathbf{P}}')[\hat{\ell}_{t-\alpha+1}, \hat{\ell}_{t-\alpha+2}, \dots, \hat{\ell}_t]$  is above a threshold. Suppose the change is detected at  $\hat{t}_j$ . At this time, the algorithm enters the “update” phase. This involves obtaining improved estimates of the new subspace by  $K$  steps of  $r$ -SVD, each done with a new set of  $\alpha$  samples of  $\hat{\ell}_t$ . At  $t = \hat{t}_j + K\alpha$ , the algorithm again enters the “detect” phase. We summarize an easy-to-understand version of the algorithm in Algorithm 2.

The simplest projected CS (robust regression) step consists of  $l_1$  minimization followed by support recovery and LS estimation as in Algorithm 2. However, this can be replaced by any other CS solutions, including those that exploit structured sparsity (assuming the outliers have structure).

The guarantee for ReProCS-NORST says the following [15]. Recall that  $\max\text{-outlier-frac-col} = \max_t |\mathcal{T}_t|/n$  and  $\max\text{-outlier-frac-row}^\alpha$  is the maximum fraction of outliers in any row of any  $\alpha$ -consecutive-column sub-matrix of the data matrix. To keep the statement simple, the condition number  $f$  of  $\mathbb{E}[\mathbf{a}_t \mathbf{a}_t']$  is treated as a constant.

**Theorem 3.8.** Consider ReProCS-NORST. Let  $\alpha := Cr \log n$ ,  $\mathbf{\Lambda} := \mathbb{E}[\mathbf{a}_1 \mathbf{a}_1']$ ,  $\lambda^+ := \lambda_{\max}(\mathbf{\Lambda})$ ,  $\lambda^- := \lambda_{\min}(\mathbf{\Lambda})$ , and let  $s_{\min} := \min_t \min_{i \in \mathcal{T}_t} (s_t)_i$  denote the minimum outlier magnitude. Pick an  $\epsilon \leq \min(0.01, 0.4 \min_j \text{SE}(\mathbf{P}_{j-1}, \mathbf{P}_j)^2 / f)$ . If

- 1)  $\mathbf{P}_j$ 's are  $\mu$ -incoherent; and  $\mathbf{a}_t$ 's are zero mean, mutually independent over time  $t$ , have identical covariance matrices, i.e.  $\mathbb{E}[\mathbf{a}_t \mathbf{a}_t'] = \mathbf{\Lambda}$ , are element-wise uncorrelated ( $\mathbf{\Lambda}$  is diagonal), are element-wise bounded (for a numerical constant  $\eta$ ,  $(\mathbf{a}_t)_i^2 \leq \eta \lambda_i(\mathbf{\Lambda})$ ), and are independent of all outlier supports  $\mathcal{T}_t$ ,
- 2)  $\|\mathbf{w}_t\|^2 \leq cr \|\mathbb{E}[\mathbf{w}_t \mathbf{w}_t']\|$ ,  $\|\mathbb{E}[\mathbf{w}_t \mathbf{w}_t']\| \leq c\epsilon^2 \lambda^-$ , zero mean, mutually independent, independent of  $\mathbf{s}_t, \ell_t$ ;
- 3)  $\max\text{-outlier-frac-col} \leq c_1/\mu r$ ,  $\max\text{-outlier-frac-row}^\alpha \leq c_2$ ,
- 4) subspace change: let  $\Delta := \max_j \text{SE}(\mathbf{P}_{j-1}, \mathbf{P}_j)$ ,

<sup>4</sup>Projected CS is equivalent to solving the robust regression (RR) problem with a sparsity model on the outliers. To understand this simply, let  $\hat{\mathbf{P}} = \hat{\mathbf{P}}_{(t-1)}$ . The exact version of robust regression assumes that the data vector  $\mathbf{m}_t$  equals  $\hat{\mathbf{P}} \mathbf{a}_t + \mathbf{s}_t$ , while its approximate version assumes that this is only approximately true. Since  $\hat{\mathbf{P}}$  is only an approximation to  $\mathbf{P}_{(t)}$ , even in the absence of unstructured noise  $\mathbf{w}_t$ , approximate RR is the correct problem to solve for our setting. Approximate RR solves  $\min_{\mathbf{a}, \mathbf{s}} \lambda \|\mathbf{s}\|_1 + \|\mathbf{m}_t - \hat{\mathbf{P}} \mathbf{a} - \mathbf{s}\|^2$ . In this, one can solve for  $\mathbf{a}$  in closed form to get  $\hat{\mathbf{a}} = \hat{\mathbf{P}}'(\mathbf{m}_t - \mathbf{s})$ . Substituting this, approximate RR simplifies to  $\min_{\mathbf{s}} \|\mathbf{s}\|_1 + \|(\mathbf{I} - \hat{\mathbf{P}}\hat{\mathbf{P}}')(\mathbf{m}_t - \mathbf{s})\|^2$ . This is the same as the Lagrangian version of projected CS. The version for which we obtain guarantees solves  $\min_{\mathbf{s}} \|\mathbf{s}\|_1$  s.t.  $\|(\mathbf{I} - \hat{\mathbf{P}}\hat{\mathbf{P}}')(\mathbf{m}_t - \mathbf{s})\|^2 \leq \xi^2$ , but we could also have used other CS results and obtained guarantees for the Lagrangian version with minimal changes.

a)  $t_{j+1} - t_j > Cr \log n \log(1/\epsilon)$ , and  
b)  $\Delta \leq 0.8$  and  $C_1 \sqrt{r\lambda^+}(\Delta + 2\epsilon) \leq s_{\min}$ .<sup>5</sup>  
5) *init*<sup>6</sup>:  $\text{SE}(\hat{P}_0, P_0) \leq 0.25$ ,  $C_1 \sqrt{r\lambda^+} \text{SE}(\hat{P}_0, P_0) \leq s_{\min}$ ,  
and (6) algorithm parameters are appropriately set; then, with probability  $\geq 1 - 10dn^{-10}$ ,  $\text{SE}(\hat{P}_t, P_t) \leq$

$$\begin{cases} (\epsilon + \Delta) & \text{if } t \in [t_j, \hat{t}_j + \alpha), \\ (0.3)^{k-1}(\epsilon + \Delta) & \text{if } t \in [\hat{t}_j + (k-1)\alpha, \hat{t}_j + k\alpha), \\ \epsilon & \text{if } t \in [\hat{t}_j + K\alpha + \alpha, t_{j+1}), \end{cases}$$

where  $K := C \log(1/\epsilon)$ . Memory complexity is  $O(nr \log n \log(1/\epsilon))$  and time complexity is  $O(n dr \log(1/\epsilon))$ .

Under Theorem 3.8 assumptions, the following also hold:

- 1)  $\|\hat{s}_t - s_t\| = \|\hat{\ell}_t - \ell_t\| \leq 1.2(\text{SE}(\hat{P}_t, P_t) + \epsilon)\|\ell_t\|$  with  $\text{SE}(\hat{P}_t, P_t)$  bounded as above.
- 2) at all times,  $t$ ,  $\hat{T}_t = T_t$ ,
- 3)  $t_j \leq \hat{t}_j \leq t_j + 2\alpha$ ,
- 4) Offline-NORST:  $\text{SE}(\hat{P}_t^{\text{off}}, P_t) \leq \epsilon$ ,  $\|\hat{s}_t^{\text{off}} - s_t\| = \|\hat{\ell}_t^{\text{off}} - \ell_t\| \leq \epsilon\|\ell_t\|$  at all  $t$ .

**Remark 3.9.** The outlier magnitudes lower bound assumption of Theorem 3.8 can be relaxed to a lower bound on most outlier magnitudes. In particular, the following suffices: assume that  $s_t$  can be split into  $s_t = (s_t)_{\text{small}} + (s_t)_{\text{large}}$  that are such that, in the  $k$ -th subspace update interval,  $\|(s_t)_{\text{small}}\| \leq 0.3^{k-1}(\epsilon + \Delta)\sqrt{r\lambda^+}$  and the smallest nonzero entry of  $(s_t)_{\text{large}}$  is larger than  $C0.3^{k-1}(\epsilon + \Delta)\sqrt{r\lambda^+}$ . If there were a way to bound the element-wise error of the CS step (instead of the  $l_2$  norm error), the above requirement could be relaxed further.

A key advantage of ReProCS-NORST is that it automatically detects and tracks subspace changes, and both are done relatively quickly. Theorem 3.8 shows that, with high probability (whp), when using NORST, the subspace change gets detected within a delay of at most  $2\alpha = C(r \log n)$  time instants, and the subspace gets estimated to  $\epsilon$  error within at most  $(K + 2)\alpha = C(r \log n) \log(1/\epsilon)$  time instants. Observe that both are nearly optimal since  $r$  is the number of samples needed to even specify an  $r$ -dimensional subspace. The same is also true for the recovery error of  $s_t$  and  $\ell_t$ . If offline processing is allowed, with a delay of at most  $C(r \log n) \log(1/\epsilon)$  samples, we can guarantee all recoveries within normalized error  $\epsilon$ .

Theorem 3.8 also shows that ReProCS-NORST tolerates a constant maximum fraction of outliers per row (after initialization), without making any assumption on how the outliers are generated. We explain in Sec. III-C why this is possible. This is better than what *all* other RPCA solutions allow: all either need this fraction to be  $O(1/r_L)$  or assume that the outlier support is uniform random. The same is true for its memory complexity which is almost  $d/r$  times better than all others. Finally, NORST also needs the loosest bound

of  $O(1/r)$  on outlier fractions per column. This is smaller than  $O(1/r_L)$  when  $J$  is large, e.g., if  $J = d/(r \log n)$ .

We should clarify that NORST allows the maximum fraction of outliers per row to be  $O(1)$  but this does not necessarily imply that the number of outliers in each row can be this high. The reason is it only allows the fraction per column to only be  $O(1/r)$ . Thus, for a matrix of size  $n \times \alpha$ , it allows the total number of outliers to be  $O(\min(n\alpha, n\alpha/r)) = O(n\alpha/r)$ . Thus the average fraction allowed is only  $O(1/r)$ .

ReProCS-NORST has the above advantages only if a few extra assumptions hold. The first is element-wise boundedness of the  $a_t$ 's. This, along with mutual independence and identical covariance matrices of the  $a_t$ 's, is similar to the right incoherence assumption needed by all static RPCA methods. To understand this point, see [15]. The zero-mean and diagonal  $\Lambda$  assumptions<sup>7</sup> are minor. The main extra requirement is that  $s_{\min}$  be lower bounded as given in the last two assumptions of Theorem 3.8. The lower bound is reasonable as long as the initial subspace estimate is accurate enough and the subspace changes slowly enough so that both  $\Delta$  and  $\text{SE}(\hat{P}_0, P_0)$  are  $O(1/\sqrt{r})$ . This requirement may seem restrictive on first glance but actually is not. The reason is that  $\text{SE}(\cdot)$  is only measuring the largest principal angle. This bound still allows the chordal distance between the two subspaces to be  $O(1)$ . Chordal distance [51] is the  $l_2$  norm of the vector containing the sine of all principal angles. The initialization requirement is satisfied by running just  $C \log r$  iterations of AltProj.

*Why it works.* Let  $\Psi := (I - \hat{P}_{(t-1)}\hat{P}_{(t-1)}')$ . It is not hard to see that the “noise”  $b_t := \Psi \ell_t$  seen by the projected CS step is proportional to the error between the subspace estimate from  $(t-1)$  and the current subspace. Moreover, incoherence (denseness) of the  $P_t$ 's and slow subspace change together imply that  $\Psi$  satisfies the restricted isometry property (RIP) [13]. Using these two facts, a result for noisy  $l_1$  minimization, and the lower bound assumption on outlier magnitudes, one can ensure that the CS step output is accurate enough and the outlier support  $\mathcal{T}_t$  is correctly recovered. With this, it is not hard to see that  $\hat{\ell}_t = \ell_t + w_t - e_t$  where  $e_t := s_t - \hat{s}_t$  satisfies

$$e_t = I_{\mathcal{T}_t}(\Psi_{\mathcal{T}_t}'\Psi_{\mathcal{T}_t})^{-1}I_{\mathcal{T}_t}'\Psi' \ell_t.$$

and  $\|e_t\| \leq C\|b_t\|$ . Consider subspace update. Every time the subspace changes, one can show that the change can be detected within a short delay. After that, the  $K$  SVD steps help get progressively improved estimates of the changed subspace. To understand this, observe that, after a subspace change, but before the first update step,  $b_t$  is the largest and hence,  $e_t$ , is also the largest for this interval. However, because of good initialization or because of slow subspace change and previous subspace correctly recovered (to error  $\epsilon$ ), neither is too large. Both are proportional to  $(\epsilon + \Delta)$ , or to the initialization error. Recall that  $\Delta$  quantifies the amount of subspace change. For simplicity suppose that  $\text{SE}(\hat{P}_0, P_0) = \Delta$ . Using the idea below, we can show that we get a “good” first estimate of the changed subspace.

<sup>5</sup>If only  $r_{\text{ch}} < r$  directions change, this gets replaced by  $C\sqrt{r_{\text{ch}}\lambda_{\text{ch}}^+}\Delta + \sqrt{r\lambda^+}\epsilon \leq s_{\min}$ , where  $\lambda_{\text{ch}}^+$  is the maximum eigenvalue along the changing directions.

<sup>6</sup>This can be satisfied by applying  $C \log r$  iterations of AltProj [25] on the first  $Cr$  data samples and assuming that these have outlier fractions in any row or column bounded by  $c/r$ .

<sup>7</sup>The latter only implies that  $P_j$  is the matrix of principal components of  $E[L_j L_j']$ .



The input to the PCA step is  $\hat{\ell}_t$  and the noise seen by it is  $e_t$ . Notice that  $e_t$  depends on the true data  $\ell_t$  and hence this is a setting of PCA in data-dependent noise [52], [53]. From [53], it is known that the subspace recovery error of the PCA step is proportional to the ratio between the time averaged noise power plus time-averaged signal-noise correlation,  $(\|\sum_t \mathbb{E}[e_t e_t']\| + \|\sum_t \mathbb{E}[\ell_t e_t']\|)/\alpha$ , and the minimum signal space eigenvalue,  $\lambda^-$ . The instantaneous values of both noise power and signal-noise correlation are of order  $(\Delta + \epsilon)$  times  $\lambda^+$ . However, using the fact that  $e_t$  is sparse with support  $\mathcal{T}_t$  that changes enough over time so that  $\max\text{-outlier-frac-row}^\alpha$  is bounded, their time averaged values are at least  $\sqrt{\max\text{-outlier-frac-row}^\alpha}$  times smaller. This follows using Cauchy-Schwartz. As a result, after the first subspace update, the subspace recovery error is below  $4\sqrt{\max\text{-outlier-frac-row}}(\lambda^+/\lambda^-)$  times  $(\Delta + \epsilon)$ . Since  $\max\text{-outlier-frac-row}(\lambda^+/\lambda^-)^2$  is bounded by a constant  $c_2 < 1$ , this means that, after the first subspace update, the subspace error is below  $\sqrt{c_2}$  times  $(\Delta + \epsilon)$ .

This, in turn, implies that  $\|b_t\|$ , and hence  $\|e_t\|$ , is also  $\sqrt{c_2}$  times smaller in the second subspace update interval compared to the first. This, along with repeating the above argument, helps show that the second estimate of the changed subspace is  $\sqrt{c_2}$  times better than the first and hence its error is  $(\sqrt{c_2})^2$  times  $(\Delta + \epsilon)$ . Repeating the argument  $K$  times, the  $K$ -th estimate has error  $(\sqrt{c_2})^K$  times  $(\Delta + \epsilon)$ . Since  $K = C \log(1/\epsilon)$ , this is an  $\epsilon$  accurate estimate of the changed subspace.

### C. Looser bound on max-outlier-frac-row and outlier magnitudes' lower bound

As noted in [25], the standard RPCA problem (that only assumes left and right incoherence of  $L$  and nothing else) cannot tolerate a bound on outlier fractions in any row or any column that is larger than  $1/r_L$ <sup>8</sup>. The reason ReProCS-NORST can tolerate a constant  $\max\text{-outlier-frac-row}^\alpha$  bound is because it uses extra assumptions. We explain the need for these here. It recovers  $s_t$  first and then  $\ell_t$  and does this at each time  $t$ . When recovering  $s_t$ , it exploits “good” knowledge of the subspace of  $\ell_t$  (either from initialization or from the previous subspace's estimate and slow subspace change), but it has no way to deal with the residual error,  $b_t := (I - \hat{P}_{(t-1)}\hat{P}_{(t-1)}')\ell_t$ , in this knowledge. Since the individual vector  $b_t$  does not have any structure that can be exploited<sup>9</sup>, the error in recovering  $s_t$  cannot be lower than  $C\|b_t\|$ . This means that, to correctly recover the support of  $s_t$ ,  $s_{\min}$  needs to be larger than  $C\|b_t\|$ . This is where the  $s_{\min}$  lower bound comes from. If there were a way to bound the element-wise error of the CS step (instead of the  $\ell_2$  norm error), we could relax the  $s_{\min}$  bound

<sup>8</sup>The reason is this: let  $b_0 = \max\text{-outlier-frac-row}$ , one can construct a matrix  $S$  with  $b_0$  outliers in some rows that has rank equal to  $1/b_0$ . A simple way to do this would be to let the support and nonzero entries of  $S$  be constant for  $b_0 d$  columns before letting either of them change. Then the rank of  $S$  will be  $d/(b_0 d)$ . A similar argument can be used for  $\max\text{-outlier-frac-col}$ .

<sup>9</sup>However the  $b_t$ 's arranged into a matrix do form a low-rank matrix whose approximate rank is  $r$  or even lower (if not all directions change). If we try to exploit this structure we end up with the modified-PCP type approach. This either needs the uniform random support assumption (used in its current guarantee) or even if a different proof approach is used, for identifiability reasons similar to the one described above, it will still not tolerate outlier fractions larger than  $1/r_{\text{new}}$  where  $r_{\text{new}}$  is the (approximate) rank of the matrix formed by the  $b_t$ 's.

significantly. Correct support recovery is needed to ensure that the subspace estimate can be improved with each update. In particular, it helps ensure that the error vectors  $e_t := s_t - \hat{s}_t$  in a given subspace update interval are mutually independent when conditioned on the  $m_t$ 's from all past intervals. This step also uses element-wise boundedness of the  $a_t$ 's along with their mutual independence and identical covariances. As noted earlier, these replace the right incoherence assumption.

### D. Extensions and older results

The extension of ReProCS-NORST to dynamic matrix completion or to subspace tracking with missing data is straightforward. Moreover, in this case, ReProCS-NORST works with just a random subspace initialization. Good initialization is needed for RPCA only to ensure a reasonable lower bound on outlier magnitudes. In the missing data setting, there are no outliers (or said another way, the outlier support  $\mathcal{T}_t$  is known) and hence good initialization is not needed.

The above result for ReProCS-NORST is the best one [15], [46]. It is a very significant improvement upon the earlier partial [13] and complete correctness guarantees for original-ReProCS [49], [14]. It does not require a model on outlier support change (just a bound on outlier fractions per row and per column), and it also does not assume a model on how the subspace changes (except that it is piecewise constant).

It also improves upon our recent guarantee for simple-ReProCS [50]. Simple-ReProCS shares many but not all of the advantages of ReProCS-NORST. Its main disadvantage is that it assumes that, at each change time, only one (or at most  $O(1)$ ), subspace direction changes. Because of this, even though its tracking delay is the same as that of ReProCS-NORST, the delay is now  $r$ -times sub-optimal. Moreover it needs the initial subspace estimate to be  $\epsilon$ -accurate. The first part of simple-ReProCS is the same as that of NORST. The subspace update step is different. After a subspace change is detected, this involves  $K$  steps of projection-SVD or “projection-PCA” [13], each done with a new set of  $\alpha$  frames of  $\ell_t$ ; followed by an  $r$ -SVD based subspace re-estimation step, done with another new set of  $\alpha$  frames.

**Theorem 3.10.** *Consider simple-ReProCS [50]. If*

- *first three assumptions of Theorem 3.8 holds,*
- *subspace change: assume that  $t_{j+1} - t_j > Cr \log n \log(1/\epsilon)$ , only one subspace direction changes at each  $t_j$ , and  $C\sqrt{\lambda_{\text{ch}}}\Delta + 2\sqrt{\lambda^+}\epsilon \leq s_{\min}$ , where  $\Delta := \max_j \text{SE}(\hat{P}_{j-1}, \hat{P}_j)$  and  $\lambda_{\text{ch}}$  is the eigenvalue along the changing direction.*
- *init:  $\text{SE}(\hat{P}_0, P_0) \leq \epsilon$ ,*

*Then all conclusions of Theorem 3.8 hold.*

### E. Heuristics for Online RPCA and/or RST

Almost all existing literature other than the two frameworks described above – modified-PCP and ReProCS – focus on incremental, online, or streaming solutions for static RPCA. All of these approaches come with either no guarantee or a partial guarantee (the guarantee depends on intermediate

TABLE I: Comparing assumptions, time and memory complexity for static RPCA solutions. For simplicity, we ignore all dependence on condition numbers.

Algorithm	Outlier tolerance	Assumptions	Memory, Time,	# params.
PCP(C)[10] (offline)	max-outlier-frac-row = $\mathcal{O}(1)$ max-outlier-frac-col = $\mathcal{O}(1)$ $r_L \leq c \min(n, d)/\log^2 n$	uniform random support	Mem: $\mathcal{O}(nd)$ Time: $\mathcal{O}(nd^2 \frac{1}{\epsilon})$	zero
AltProj[25], (offline)	max-outlier-frac-row = $\mathcal{O}(1/r_L)$ max-outlier-frac-col = $\mathcal{O}(1/r_L)$		Mem: $\mathcal{O}(nd)$ Time: $\mathcal{O}(ndr_L^2 \log \frac{1}{\epsilon})$	2
RPCA-GD [26] (offline)	max-outlier-frac-row = $\mathcal{O}(1/r_L^{1.5})$ max-outlier-frac-col = $\mathcal{O}(1/r_L^{1.5})$		Mem: $\mathcal{O}(nd)$ Time: $\mathcal{O}(ndr_L \log \frac{1}{\epsilon})$	5
NO-RMC [27] (offline)	max-outlier-frac-row = $\mathcal{O}(1/r_L)$ max-outlier-frac-col = $\mathcal{O}(1/r_L)$	$d \approx n$	Mem: $\mathcal{O}(nd)$ Time: $\mathcal{O}(nr_L^3 \log^2 n \log^2 \frac{1}{\epsilon})$	3
ReProCS-NORST [46], [15] (online) detects & tracks subspace change	max-outlier-frac-row = $\mathcal{O}(1)$ max-outlier-frac-col = $\mathcal{O}(1/r_L)$	outlier mag. lower bounded slow subspace change or fixed subspace first $Cr$ samples: AltProj assumptions	Mem: $\mathcal{O}(nr_L \log n \log \frac{1}{\epsilon})$ Time: $\mathcal{O}(ndr_L \log \frac{1}{\epsilon})$	4

TABLE II: Comparing robust subspace tracking (dynamic robust PCA) and ST-missing solutions:

Algorithm	Outlier tolerance	Other Assumptions	Memory, Time, Delay
GROUSE [33]	only missing data	single unknown subspace many assumptions on intermediate algorithm estimates	Delay: $\infty$
Modified-PCP [47]	max-outlier-frac-row $\in \mathcal{O}(1)$ max-outlier-frac-col $\in \mathcal{O}(1)$ $r_L \leq c \min(n, d)/\log^2 n$	outlier support: unif. random slow subspace change (unrealistic)	Memory: $\mathcal{O}(nr \log^2 n)$ Time: $\mathcal{O}(ndr \log^2 n \frac{1}{\epsilon})$ Detect delay: $\infty$
original-ReProCS [49], [14] $r^2/\epsilon^2$ -times sub-optimal delay	max-outlier-frac-row $\in \mathcal{O}(1)$ max-outlier-frac-col $\in \mathcal{O}(1/r_L)$	slow subspace change (unrealistic) many unrealistic assumptions all ReProCS-NORST assumptions	Memory: $\mathcal{O}(nr^2/\epsilon^2)$ Time: $\mathcal{O}(ndr \log \frac{1}{\epsilon})$ Detect delay: $Cnr^2/\epsilon^2$
simple-ReProCS [50]: $r$ -times sub-optimal delay	max-outlier-frac-row $\in \mathcal{O}(1)$ max-outlier-frac-col $\in \mathcal{O}(1/r)$	subspace change: only 1 direc at a time, all ReProCS-NORST assumptions	Memory: $\mathcal{O}(nr \log n \log \frac{1}{\epsilon})$ Time: $\mathcal{O}(ndr \log \frac{1}{\epsilon})$ Detect delay: $Cr \log n$
ReProCS-NORST [15] near-optimal delay	max-outlier-frac-row $\in \mathcal{O}(1)$ max-outlier-frac-col $\in \mathcal{O}(1/r)$	outlier mag. lower bounded slow subspace change (simple) first $Cr$ samples: AltProj assumptions	Memory: $\mathcal{O}(nr \log n \log \frac{1}{\epsilon})$ Time: $\mathcal{O}(ndr \log \frac{1}{\epsilon})$ Detect delay: $Cr \log n$

algorithm estimates). Early attempts to develop incremental solutions include [54], [55]. Online or real-time RPCA methods that appeared after the S+LR formulation for RPCA was introduced, and hence rely on it, include [11], [56], [57], [22], [58]. Of course any online or incremental RPCA solution will automatically also provide a tracking solution if the underlying subspace is time-varying. Thus, algorithmically, incremental RPCA, online RPCA, or tracking algorithms are the same. The performance metrics for each case are different though.

The first heuristic proposed for the S+LR formulation was called Real-time Robust Principal Components Pursuit (RRPCP) [11]. The algorithm name is a misnomer though since the method had nothing to do with PCP which requires solving a convex program. In fact, RRPCP was a precursor to the ReProCS framework [35], [12], [13] described above. The first guarantee for a ReProCS algorithm was proved in [13]. This was a partial guarantee though (it assumed that intermediate algorithm estimates satisfy certain properties). However, the new proof techniques introduced in this work form the basis of all the later complete guarantees including the ones described

above. An online solution that followed soon after was ORPCA [57]. This is an online stochastic optimization based solver for the PCP convex program. This also came with only a partial guarantee (the guarantee assumed that the subspace estimate outputted at each time is full rank).

Approaches that followed up on the basic ReProCS idea of alternating the approximate Robust Regression (projected Compressive Sensing) and subspace update steps include GRASTA [56], pROST [59] and ROSETA. GRASTA replaced both the steps by different and approximate versions. GRASTA solves the exact version of robust regression which involves recovering  $\mathbf{a}_t$  as  $\arg \min_{\mathbf{a}} \|\mathbf{m}_t - \hat{\mathbf{P}}_{t-1} \mathbf{a}\|_1$ . This formulation ignores the fact that  $\hat{\mathbf{P}}_{(t-1)}$  is only an approximation to the current subspace  $\mathbf{P}_{(t)}$ . This is why, in experiments, GRASTA fails when there are significant subspace changes: it ends up interpreting the subspace tracking error as an outlier. In its subspace update step, the SVD or projected-SVD used in different variants of ReProCS [35], [12], [15] are replaced by a faster but approximate subspace tracking algorithm called GROUSE [31] that relies on stochastic gradient descent. Both

of pROST and ROSETA modify the GRASTA approach, and hence, indirectly rely on the basic ReProCS framework of alternating projected sparse recovery and subspace update. pROST replaces  $l_1$  minimization by non-convex  $l_0$ -surrogates. In ROSETA, an ADMM algorithm is used to solve the robust regression.

#### F. Subspace tracking (without outliers) results

In the literature, there are three well-known algorithms: PAST [28], [29] which is the oldest, PETRELS [32] and GROUSE [31], [33]. All these are approaches motivated by stochastic gradient descent to solve the PCA problem. All guarantees assume a *single unknown* subspace and all guarantees are either asymptotic or are partial guarantees (make assumptions about intermediate algorithm estimates). PAST has a complete guarantee only when  $r = 1$  and there is no missing data, i.e., when  $\mathbf{m}_t = \ell_t + \mathbf{w}_t$ . It says the following [28], [29].

**Theorem 3.11.** *Suppose the unknown subspace is fixed, denote it by  $\mathbf{P}$ . Assume it is an  $r = 1$  dimensional subspace. As long as initialization satisfies  $R(0) > 0$ ,  $w_{(0)}' \mathbf{P} \neq 0$ , the output of PASTd converges to the true subspace  $\mathbf{P}$  as  $t \rightarrow \infty$ .*

The guarantee for GROUSE says the following in the fully observed setting [33]. This is the setting when there is no missing data, i.e.,  $\mathbf{m}_t = \ell_t + \mathbf{w}_t$ .

**Theorem 3.12 (GROUSE-full).** *Suppose the unknown subspace is fixed, denote it by  $\mathbf{P}$ . Let  $\hat{\mathbf{P}}_{(t)}$  denote the estimate of the subspace at time  $t$ . Let  $\epsilon_t = \sum_{i=1}^r \sin^2 \theta_i(\hat{\mathbf{P}}_{(t)}, \mathbf{P})$  and assume that for each time  $t$ ,  $\epsilon_t \leq \bar{\epsilon} \in (0, 1/3)$ . Let the entries of  $\mathbf{a}_t$  be drawn independently from a standard normal distribution. Then, the output of the algorithm satisfies*

$$\mathbb{E}[\epsilon_{t+1} | \epsilon_t] \leq \left(1 - \frac{1 - 3\epsilon_t}{r}\right) \epsilon_t$$

The above result is a partial guarantee. It requires assuming that  $\epsilon_t$  is bounded below a constant less than  $1/3$  at each time  $t$  (but the guarantee only bounds the conditional expectation of  $\epsilon_t$ ). The guarantee for GROUSE [33] says the following in the partially observed setting.

**Theorem 3.13 (GROUSE-partial).** *Suppose the unknown subspace is fixed, denote it by  $\mathbf{P}$ . Assume it is  $\mu$ -incoherent and the following hold*

- 1) *Let the entries of  $\mathbf{a}_t$  be drawn independently from a standard Normal distribution, i.e.,  $(\mathbf{a}_t)_i \stackrel{i.i.d.}{\sim} \mathcal{N}(0, 1)$ .*
- 2) *The set of observed entries at time  $t$  is  $\Omega_t$ . Assume that the number of entries observed at each time satisfies  $|\Omega_t| \geq q$  where  $q \geq (64/3) \cdot r \log^2 n \mu \log(20r)$ .*
- 3)  *$\epsilon_t$  satisfies  $\epsilon_t \leq \min \left\{ \frac{r\mu}{16n}, \frac{q^2}{128n^2r} \right\}$*
- 4) *the residual at each time,  $\mathbf{r}_t := \ell_t - \hat{\mathbf{P}}_{(t)} \hat{\mathbf{P}}_{(t)}' \ell_t$  satisfies*

$$\mu(\mathbf{r}_t) \leq \min \left\{ \log n \left[ \frac{0.045}{\log 10} C_1 r \mu \log(20r) \right]^{0.5}, \log^2 n \frac{0.05}{8 \log 10} C_1 \log(20r) \right\}$$

*with probability at least  $1 - \bar{\delta}$  where  $\bar{\delta} \leq 0.6$ .*

*Then, the output of the algorithm satisfies*

$$\mathbb{E}[\epsilon_{t+1} | \epsilon_t] \leq \epsilon_t - .32(.6 - \bar{\delta}) \frac{q}{nr} \epsilon_t + 55 \sqrt{\frac{n}{q}} \epsilon_t^{1.5}$$

The above result is also a partial guarantee. Moreover it is hard to parse since it needs many assumptions on  $\epsilon_t$ . It also needs a denseness assumption on the residual at each time  $\mathbf{r}_t := \ell_t - \hat{\mathbf{P}}_{(t)} \hat{\mathbf{P}}_{(t)}' \ell_t$ . This is similar to the denseness assumption on the currently un-updated subspace needed by the first (partial) guarantee for ReProCS from [13].

#### IV. PROS AND CONS OF VARIOUS APPROACHES

We provide a summary of the comparisons in Tables I and II. The first compares the best RPCA solutions, the second compares all the dynamic RPCA or robust subspace tracking solutions. We list our conclusions here.

- 1) *Outlier tolerance.* The PCP (C) and the modified-PCP results allow the loosest upper bounds on max-outlier-frac-row and max-outlier-frac-col, however both allow this only under a uniform random support model. This is a restrictive assumption. For example, for the video application, it requires that video objects are only one or a few pixels wide and jumping around randomly. AltProj, GD, NO-RMC, and ReProCS do not assume any outlier support model. Out of these, GD needs  $\max(\max\text{-outlier-frac-row}, \max\text{-outlier-frac-col}) \in O(1/r_L^{1.5})$ , AltProj and NO-RMC only need  $\max(\max\text{-outlier-frac-row}, \max\text{-outlier-frac-col}) \in O(1/r_L)$ , while ReProCS-NORST has the best outlier tolerance of  $\max\text{-outlier-frac-row}^\alpha \in O(1)$  and  $\max\text{-outlier-frac-col} \in O(1/r)$ . For the video application, this means that it allows large-sized and/or slow-moving or occasionally static foreground objects much better than all other approaches. Also see Sec. V.
- 2) *Nearly square data matrix.* Only NO-RMC needs this. This can be an unreasonable requirement for videos which often have much fewer frames  $d$  than the image size  $n$ . NO-RMC needs this because it is actually a robust matrix completion solution; to solve RPCA, it deliberately undersamples the entire data matrix  $\mathbf{M}$  to get a faster RPCA algorithm. The undersampling necessitates a nearly square matrix.
- 3) *Lower bound on most outlier magnitudes.* Only ReProCS requires this extra assumption. This requirement is encoding the fact that outliers are large magnitude corruptions; the small magnitude ones get classified as the unstructured noise  $\mathbf{w}_t$ . As explained earlier in Sec. III-C, ReProCS needs this because it is an online solution that recovers  $\mathbf{s}_t$ 's and their support sets  $\mathcal{T}_t$ , and  $\ell_t$ 's on a frame by frame basis and updates the subspace once every  $\alpha = Cr \log n$  frames.
- 4) *Slow subspace change or fixed subspace.* Both ReProCS and modified-PCP need this. The modified-PCP requirement is often unrealistic, while that of ReProCS-NORST is simple. It should hold for most static camera videos (videos with no scene changes).
- 5) *Incoherence.* All solutions need a form of left and right incoherence. ReProCS replaces the traditional right



incoherence assumption with a statistical model on the  $\mathbf{a}_t$ 's. This is needed because it is an online solution that updates the subspace once every  $\alpha = Cr \log n$  frames using just these many past frames. These help ensure that each update improves the subspace estimate.

Speed, memory and other features are as follows.

- 1) *Memory complexity.* ReProCS-NORST has the best memory complexity that is also nearly optimal. All other static RPCA solutions need to store the entire matrix.
- 2) *Speed.* NO-RMC is the fastest, ReProCS is the second fastest. Both need extra assumptions discussed above. AltProj is the fastest solution that does not need any extra assumptions.
- 3) *Algorithm parameters.* PCP is the only approach that needs just one algorithm parameter  $\lambda$  and the PCP (Candes et al) result is the only one that does not assume any model parameter knowledge to set this parameter. Of course PCP is a convex program which needs a solver; the solver itself does have other parameters to set.
- 4) *Detecting and tracking change in subspace.* Only ReProCS can do this; ReProCS-NORST is able to do this with near-optimal delay.

## V. EXPERIMENTAL COMPARISONS

All time comparisons are performed on a Desktop Computer with Intel<sup>®</sup> Xeon E3-1240 8-core CPU @ 3.50GHz and 32GB RAM. All experiments on synthetic data are averaged over 100 independent trials.

**Synthetic Data.** We first describe the Moving Object model mathematically. This is a practically motivated model that, in a video, simulates a person pacing back and forth in a room. It provides a simple way to ensure that the fraction of outliers per row are larger than that of the fraction of outliers per column. More details are provided at [50, Model G.24].

**Assumption 5.14** (Moving Object Model). *Let  $\beta = \lceil c_0 \tau \rceil$ . Assume that the  $\mathcal{T}_t$  satisfies the following. For the first  $\tau$  frames (downward motion),*

$$\mathcal{T}_t = \begin{cases} [1, s], & t \in [1, \beta] \\ [s+1, 2s], & t \in [\beta+1, 2\beta] \\ \vdots & \\ [(1/c_0 - 1)s + 1, s/c_0], & t \in [\tau - \beta + 1, \tau] \end{cases}$$

for the next  $\tau$  frames (upward motion),

$$\mathcal{T}_t = \begin{cases} [(1/c_0 - 1)s + 1, s/c_0], & t \in [\tau + 1, \tau + \beta] \\ \vdots & \\ [s+1, 2s] & t \in [2\tau - 2\beta + 1, 2\tau - \beta] \\ [1, s], & t \in [2\tau - \beta + 1, 2\tau]. \end{cases}$$

Starting at  $t = 2\tau + 1$ , the above pattern is repeated every  $2\tau$  frames until the end,  $t = d$ .

We assume that the subspace changes every so often and use  $t_j$  to denote the  $j$ -th change time, for  $j = 1, 2, \dots, J$ . We let  $t_0 := 1$  and  $t_{J+1} := d$ . Thus,  $\ell_t = \mathbf{P}_{(t)} \mathbf{a}_t$  where  $\mathbf{P}_{(t)}$  is an  $n \times r$  basis matrix with  $\mathbf{P}_{(t)} = \mathbf{P}_j$  for  $t \in [t_j, t_{j+1})$ ,

$j = 0, 1, 2, \dots, J$ . The basis matrix  $\mathbf{P}_j$  changes by the action of a rotation matrix on the left of  $\mathbf{P}_j$ . To be precise, we have

$$\mathbf{P}_j = e^{\delta_j \mathbf{B}_j} \mathbf{P}_{j-1}$$

where  $\delta_j$  controls the subspace error and  $\mathbf{B}_j$  is a skew-Hermitian matrix which ensures that  $\mathbf{P}_j' \mathbf{P}_j = \mathbf{I}_r$ . This is the same model used in [56].

In this section, we used the following parameters.  $n = 1000$ ,  $d = 12,000$ ,  $J = 2$ ,  $t_1 = 3000$ ,  $t_2 = 8000$ ,  $r = 30$ ,  $\delta_1 = 0.001$ ,  $\delta_2 = \delta_1$  and the matrices  $\mathbf{B}_1$  and  $\mathbf{B}_2$  are generated as  $\mathbf{B}_1 = (\hat{\mathbf{B}}_1 - \hat{\mathbf{B}}_1')$  and  $\mathbf{B}_2 = (\hat{\mathbf{B}}_2 - \hat{\mathbf{B}}_2')$  where the entries of  $\hat{\mathbf{B}}_1, \hat{\mathbf{B}}_2$  are generated independently from a standard normal distribution. This gives us the basis matrices  $\mathbf{P}_{(t)}$  for all  $t$ . To obtain the low-rank matrix  $\mathbf{L}$  from this we generate the coefficients  $\mathbf{a}_t \in \mathbb{R}^{r_0}$  as independent zero-mean, bounded random variables. They are  $(\mathbf{a}_t)_i \stackrel{i.i.d.}{\sim} \text{unif}[-q_i, q_i]$  where  $q_i = \sqrt{f} - \sqrt{f}(i-1)/2r$  for  $i = 1, 2, \dots, r-1$  and  $q_r = 1$  thus the condition number is  $f$  and we selected  $f = 50$ . For the sparse supports, we used two models – the moving object model and the Bernoulli model. (A) Model 5.14: the first  $t_{\text{train}} = 100$  frames as the training data, where we generated a smaller fraction of outliers with parameters  $s/n = 0.01$ ,  $b_0 = 0.01$  and for  $t > t_{\text{train}}$  we used  $s/n = 0.05$  and  $b_0 = 0.3$ . The sparse outlier magnitudes are generated uniformly at random from the interval  $[s_{\min}, x_{\max}]$  with  $s_{\min} = 10$  and  $x_{\max} = 20$ . (B) Bernoulli model: Here we used  $\rho = 0.01$  for the first  $t_{\text{train}}$  frames and  $\rho = 0.3$  for the subsequent frames. The sparse outlier magnitudes are generated exactly as above.

We initialized the s-ReProCS and NORST algorithms using AltProj applied to  $\mathcal{M}_{[1, t_{\text{train}}]}$ . For initialization we used the true value of  $r$ , 10 iterations and a threshold of 0.01. This, and the choice of  $\delta_1$  and  $\delta_2$  ensure that  $\text{SE}(\hat{\mathbf{P}}_{\text{init}}, \mathbf{P}_0) \approx \text{SE}(\mathbf{P}_1, \mathbf{P}_0) \approx \text{SE}(\mathbf{P}_2, \mathbf{P}_1) \approx 0.01$ . The other algorithm parameters are set as mentioned in the theorem, i.e.,  $K = \lceil \log(c/\epsilon) \rceil = 8$ ,  $\alpha = Cr \log n = 300$ ,  $\omega = s_{\min}/2 = 5$  and  $\xi = s_{\min}/15 = 0.67$ ,  $\omega_{\text{evals}} = 2\epsilon^2 \lambda^+ = 7.5 \times 10^{-4}$ . For  $l_1$  minimization we used the YALL-1 toolbox [60] and set the tolerance to  $10^{-4}$ . For the least-squares step we use the Conjugate Gradient Least Squares instead of the well-known “backslash” operator in MATLAB since this is a well conditioned problem. For this we set the tolerance as  $10^{-10}$  and the number of iterations as 10. We have not used any non-trivial optimization to speed up our algorithm.

We implement the other online algorithms without modifications. The regularization parameter for ORPCA was set as with  $\lambda_1 = 1/\sqrt{n}$  and  $\lambda_2 = 1/\sqrt{d}$  according to [57].

We also report results for comparison with static RPCA solutions. We show a detailed comparison of the  $\|\hat{\mathbf{L}} - \mathbf{L}\|_F / \|\mathbf{L}\|_F$  in Table III for data generated exactly as in the previous experiment. Here, all algorithms are compared. We also compare with AltProj and RPCA-GD, two recent batch, non-convex methods which come with provable guarantees. We do not compare PCP since it is known to be very slow from all past literature [25], [50]. This experiment shows that since the outlier fraction per row is quite large, the other techniques are not able to obtain meaningful estimates. It also shows that Offline-NORST is significantly fast. It is slower than only ORPCA and GRATA which never work.

TABLE III: Comparison of  $\|\hat{\mathbf{L}} - \mathbf{L}\|_F / \|\mathbf{L}\|_F$  for Online and offline RPCA methods. Average time for the Moving Object model is given in parentheses. The offline (batch) methods are performed once on the complete dataset.

Outlier Model	GRASTA (0.02 ms)	s-ReProCS (0.9 ms)	ORPCA (1.2ms)	<b>NORST (0.9 ms)</b>	RPCA-GD (7.8ms)	AltProj (4.6ms)	<b>Offline-NORST (1.7ms)</b>
Moving Object	0.630	0.598	0.861	<b><math>4.23 \times 10^{-4}</math></b>	4.283	4.441	<b><math>8.2 \times 10^{-6}</math></b>
Bernoulli	6.163	2.805	1.072	<b>0.002</b>	0.092	0.072	<b><math>2.3 \times 10^{-4}</math></b>

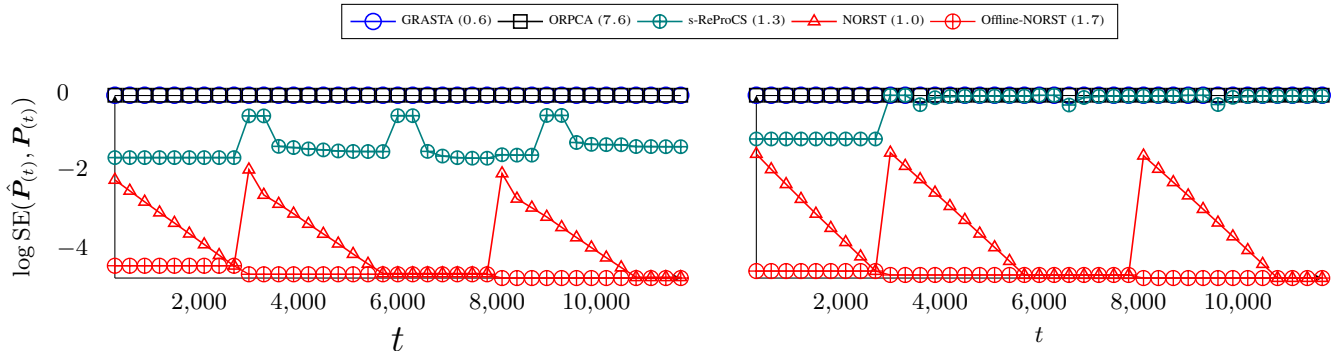


Fig. 2: Left plot illustrates the  $\ell_t$  error for outlier supports generated using Moving Object Model and right plot illustrates the error under the Bernoulli model. The values are plotted every  $k\alpha - 1$  time-frames. The time taken per frame in milliseconds (ms) for the Bernoulli model is shown in legend parentheses.

Next, we study the effect of varying the lower bound on the outlier,  $s_{\min}$  on NORST and AltProj in Fig. 3. In this experiment we set all the non-zero values of outliers to  $s_{\min}$  to make the task hard for NORST. We chose three values of  $s_{\min} = \{0.5, 5, 10\}$ . We observe that for NORST, the algorithm succeeds for the  $s_{\min} = \{0.5, 10\}$  since, in the first case the outliers are just treated as small noise and in the second case, the outlier bounds are satisfied. However, when  $s_{\min} = 5$ , the subspace error is larger as can be seen from Fig. 3. For AltProj, the subspace errors are smaller for  $s_{\min} = 0.5$  in which case the outliers are treated as small noise. However, due to the larger fraction of outliers per row, in all the cases, the algorithm incurs high subspace errors. All experiments are averaged over 100 independent trials.

For the batch methods used in the comparisons – AltProj and RPCA-GD, to provide a fair ground for time comparison we implement the algorithms on the complete data matrix  $\mathbf{M}$ . We must point out that we experimented with applying the batch methods for various sub-matrices of the data matrix, but the performance was not significantly different and thus we only report the results of the former method.

The other known parameters,  $r$  for Alt-Proj, outlier-fraction for RPCA-GD, are set using the true values. For both the techniques we set the tolerance as  $10^{-6}$  and 100 iterations (as opposed to the default 50 iterations) to match that of our algorithm.

**Real Video Experiments.** We show comparisons on one real video in this article. For extensive and quantitative comparisons done on the CDnet database, see [18]. We show background recovery results for the Meeting Room video in Fig 4. Here we implement both online and batch algorithms in a similar manner and provide the comparison below.

## VI. FUTURE DIRECTIONS

### A. Robust subspace tracking (RST) and extensions

The original or static RPCA problem has been extensively studied in the last decade. However robust subspace tracking (RST) has not received much attention until much more recently. In [46], [15] we obtained a simple and provably correct RST approach that works with near-optimal tracking delay under simple assumptions - weakened versions of standard RPCA assumptions, lower bound on outlier magnitudes, true data subspace either fixed or slowly changing, and a good initialization (obtained via few iterations of AltProj applied to the first roughly  $r$  data samples). After initialization, it can tolerate a constant bound on maximum outlier fractions in any row of later mini-batches of the data matrix. But, instead it needs the outlier magnitude lower bound. As explained earlier, the only way this bound can be relaxed is if one could bound the element-wise error of the Compressive Sensing step. Two tasks for future work are (a) replace the projected CS / robust regression step which currently uses simple  $l_1$  minimization by more powerful CS techniques such as those that exploit structured sparsity; and (b) replace the SVD or projected-SVD in the subspace update step by fully streaming (single pass) algorithms. Both have been attempted in the past, but without provable guarantees. In the algorithm developed and evaluated for videos in [12], [61], slow (or model-driven) support change of the foreground objects was exploited. The GRASTA approach [56] used a stochastic gradient descent approach called grouse for subspace update.

Two important RST extensions include: (a) dealing with moving cameras (or more generally with small group transformations applied to the observed data), and (b) being able to at least detect sudden subspace change while being robust to outliers. For the video application, this would occur due to sudden scene changes (camera being turned around for

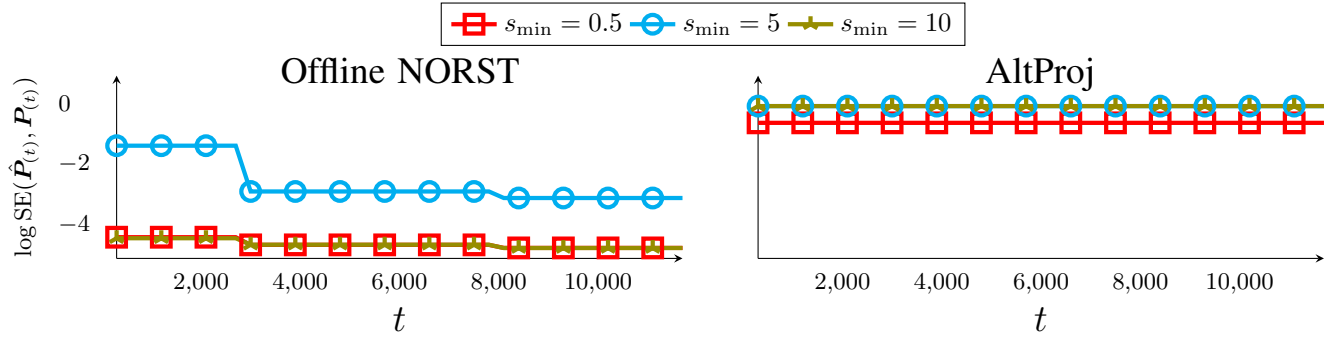


Fig. 3: In the above plots we show the variation of the subspace errors for varying  $s_{\min}$ . In particular, we set all the non-zero outlier values to  $s_{\min}$ . The left plot shows the subspace errors for Offline-NORST and right plot for AltProj. The results are averaged over 100 independent trials.




Fig. 4: Background Recovery: Comparison of visual performance in Foreground Background separation for the Meeting Room (MR) dataset. The recovered background images are shown at  $t = 10, 140, 630, 760$ . Note that because the color of the person’s shirt is very similar to that of the background, none of the techniques are able to detect the object properly. NORST is the only technique that works in all the frames. All the other algorithms exhibit some artifacts. NORST is faster than all except GRASTA (which does not work). ORPCA returned a black background and hence is not shown. Time taken per frame is shown in parentheses.

example). In the ReProCS approaches studied so far, a sudden subspace change would get confused as a very large support outlier.

Two easy extensions of the RST problem include dynamic robust matrix completion (RMC) or RST with missing data and undersampled RST. The latter finds applications in undersampled dynamic MRI. There is an algorithm and a partial guarantee for undersampled RST in [35], [12], [62], but a complete correctness result still does not exist; and careful experimental evaluations on real dynamic MRI datasets are missing too. Dynamic RMC finds applications in recommendation system design when the factors governing user preferences can change over time, e.g., as new demographics of users get added, or as more content gets added. In the setting where the number of users is fixed but content gets added with time, we can let  $\mathbf{m}_t$  be the vector of ratings of content (e.g., movie)  $t$  by all users. This vector will have

zeros (corresponding to missing entries) and outliers (due to typographical errors or users’ laziness). If the content is fixed but the number of users are allowed to increase over time,  $\mathbf{m}_t$  can be the vector of ratings by the  $t$ -th user. Either of these cases can be dealt with by initially using AltProj on an initial batch dataset. As more users get added, new “directions” will get added to the factors’ subspace. This can be detected and tracked using an RST solution. An open question is how to deal with the most practical setting when both the users and content is allowed to get added with time.

### B. Phaseless Robust PCA and Subspace Tracking

A completely open question is whether one can solve the phaseless robust PCA or S+LR problem. In applications, such as ptychography, sub-diffraction imaging or astronomy, one can only acquire magnitude-only measurements [63]. If the unknown signal or image sequence is well modeled as sparse



+ low-rank, can this modeling be exploited to recover it from under-sampled phaseless measurements? Two precursors – low rank phase retrieval [44] and phase retrieval for a single outlier-corrupted signal [64] – have been recently studied.

### C. (Robust) subspace clustering and its dynamic extension

An open question is how can robust and dynamic robust PCA ideas be successfully adapted to solve other more general related problems. One such problem is subspace clustering [65] which involves clustering a given dataset into one of  $K$  different low-dimensional subspaces. This can be interpreted as a generalization of PCA which tries to represent a given dataset using a single low-dimensional subspace. Subspace clustering instead uses a union of subspaces to represent the true data, i.e., each data vector is assumed to be generated from one of  $K$  possible subspaces. An important question of interest is the following: given that subspace clusters have been computed for a given dataset, if more data vectors come in sequentially, how can one incrementally solve the clustering problem, i.e., either classify the new vector into one of the  $K$  subspaces, or decide that it belongs to a new subspace? Also, under what assumptions can one solve this problem if the data were also corrupted by additive sparse outliers?

We should point out that RST should not be confused as a special case of robust subspace clustering, since, to our best knowledge, robust subspace clustering solutions do not deal with additive sparse outliers. They only deal with the case where an entire data vector is either an outlier or not. Moreover, all subspace clustering solutions require that the  $K$  subspaces be “different” enough, while RST requires the opposite.

## REFERENCES

- [1] G. Eckart and G. Young, “The approximation of one matrix by another of lower rank,” *Psychometrika*, vol. 1, pp. 211–218, 1936.
- [2] N. Campell, “Robust Procedures in Multivariate Analysis I: Robust Covariance Estimations,” *Applied Statistics*, vol. 29, pp. 231–237, 1980.
- [3] P. Huber, “Robust Statistics,” Wiley, New York, 1981.
- [4] C. Croux and A. Ruiz-Gazen, “A Fast Algorithm for Robust Principal Components Based on Projection Pursuit,” *Computational Statistics, COMPSTAT 1996*, pp. 211–217, 1996.
- [5] M. Hubert, P. Rousseeuw, and S. Verboven, “A Fast Method for Robust Principal Components With Applications to Chemometrics,” *Chemometrics and Intelligent Laboratory Systems*, vol. 60, pp. 101–111, 2002.
- [6] L. Xu and A. Yuille, “Robust principal component analysis by self-organizing rules based on statistical physics approach,” *IEEE Trans. Neural Networks*, pp. 131–143, Jan 1995.
- [7] F. De La Torre and M. J. Black, “A framework for robust subspace learning,” *International Journal of Computer Vision*, vol. 54, pp. 117–142, 2003.
- [8] J. Wright and Y. Ma, “Dense error correction via  $\ell_1$ -minimization,” *IEEE Trans. on Info. Th.*, vol. 56, no. 7, pp. 3540–3560, 2010.
- [9] J. Wright, A. Ganesh, S. Rao, Y. Peng, and Y. Ma, “Robust principal component analysis: Exact recovery of corrupted low-rank matrices via convex optimization,” in *Advances in neural information processing systems*, 2009, pp. 2080–2088.
- [10] E. J. Candès, X. Li, Y. Ma, and J. Wright, “Robust principal component analysis?,” *J. ACM*, vol. 58, no. 3, 2011.
- [11] C. Qiu and N. Vaswani, “Real-time robust principal components’ pursuit,” in *Allerton Conf. on Communication, Control, and Computing*, 2010.
- [12] H. Guo, C. Qiu, and N. Vaswani, “An online algorithm for separating sparse and low-dimensional signal sequences from their sum,” *IEEE Trans. Sig. Proc.*, vol. 62, no. 16, pp. 4284–4297, 2014.
- [13] C. Qiu, N. Vaswani, B. Lois, and L. Hogben, “Recursive robust pca or recursive sparse recovery in large but structured noise,” *IEEE Trans. Info. Th.*, pp. 5007–5039, August 2014.
- [14] J. Zhan, B. Lois, H. Guo, and N. Vaswani, “Online (and Offline) Robust PCA: Novel Algorithms and Performance Guarantees,” in *Intl. Conf. Artif. Intell. Stat. (AISTATS)*, 2016.
- [15] P. Narayanamurthy and N. Vaswani, “Nearly optimal robust subspace tracking and dynamic robust pca,” *arXiv:1712.06061 [cs.IT]*, 2017.
- [16] T. Zhang and G. Lerman, “A novel m-estimator for robust pca,” *Journal of Machine Learning Research*, 2014.
- [17] G. Lerman et al., “Tbd,” *submitted to Proceedings of the IEEE*, 2018.
- [18] N. Vaswani, T. Bouwmans, S. Javed, and P. Narayanamurthy, “Robust subspace learning and tracking,” *accepted with minor revisions for IEEE Signal Proc. Magazine*, 2018.
- [19] H. Guo and N. Vaswani, “Video denoising via online sparse and low-rank matrix decomposition,” in *IEEE Statistical Signal Processing Workshop*, 2016.
- [20] R. Otazo, E. Candès, and D. K. Sodickson, “Low-rank and sparse matrix decomposition for accelerated dynamic MRI with separation of background and dynamic components,” *Magnetic Resonance in Medicine*, 2013.
- [21] A. Ozdemir, E. M. Bernat, and S. Aviyente, “Recursive tensor subspace tracking for dynamic brain network analysis,” *IEEE Transactions on Signal and Information Processing over Networks*, 2017.
- [22] M. Mardani, G. Mateos, and G. B. Giannakis, “Dynamic anomalousity: Tracking network anomalies via sparsity and low rank,” *J. Sel. Topics in Sig. Proc.*, Feb 2013.
- [23] V. Chandrasekaran, S. Sanghavi, P. A. Parrilo, and A. S. Willsky, “Rank-sparsity incoherence for matrix decomposition,” *SIAM Journal on Optimization*, vol. 21, 2011.
- [24] D. Hsu, S. M. Kakade, and T. Zhang, “Robust matrix decomposition with sparse corruptions,” *IEEE Trans. Info. Th.*, Nov. 2011.
- [25] P. Netrapalli, U. N. Niranjan, S. Sanghavi, A. Anandkumar, and P. Jain, “Non-convex robust pca,” in *NIPS*, 2014.
- [26] X. Yi, D. Park, Y. Chen, and C. Caramanis, “Fast algorithms for robust pca via gradient descent,” in *NIPS*, 2016.
- [27] Y. Cherapanamjeri, K. Gupta, and P. Jain, “Nearly-optimal robust matrix completion,” *ICML*, 2016.
- [28] B. Yang, “Projection approximation subspace tracking,” *IEEE Trans. Sig. Proc.*, pp. 95–107, 1995.
- [29] B. Yang, “Asymptotic convergence analysis of the projection approximation subspace tracking algorithms,” *Signal Processing*, vol. 50, pp. 123–136, 1996.
- [30] T. Adali and S. Haykin, Eds., *Adaptive Signal Processing: Next Generation Solutions*, Wiley & Sons, 2010.
- [31] L. Balzano, B. Recht, and R. Nowak, “Online Identification and Tracking of Subspaces from Highly Incomplete Information,” in *Allerton Conf. Comm., Control, Comput.*, 2010.
- [32] Y. Chi, Y. C. Eldar, and R. Calderbank, “Petrels: Parallel subspace estimation and tracking by recursive least squares from partial observations,” *IEEE Trans. Sig. Proc.*, December 2013.
- [33] L. Balzano and S. Wright, “Local convergence of an algorithm for subspace identification from partial data,” *Found. Comput. Math.*, vol. 15, no. 5, 2015.
- [34] Y. Chen, H. Xu, C. Caramanis, and S. Sanghavi, “Robust matrix completion with corrupted columns,” in *ICML*, 2011.
- [35] C. Qiu and N. Vaswani, “Recursive sparse recovery in large but correlated noise,” in *48th Allerton Conference on Communication Control and Computing*, 2011.
- [36] A. E. Waters, A. C. Sankaranarayanan, and R. G. Baraniuk, “Sparcs: Recovering low-rank and sparse matrices from compressive measurements,” in *Proc. of Neural Information Processing Systems (NIPS)*, 2011.
- [37] J. Wright, A. Ganesh, K. Min, and Y. Ma, “Compressive principal component pursuit,” *arXiv:1202.4596*.
- [38] M. Mardani, G. Mateos, and G. B. Giannakis, “Recovery of low-rank plus compressed sparse matrices with application to unveiling traffic anomalies,” *IEEE Trans. Info. Th.*, 2013.
- [39] A. Sobral, T. Bouwmans, and E. H. Zahzah, “LRS Library: Low-Rank and Sparse tools for Background Modeling and Subtraction in videos,” in *Robust Low-Rank and Sparse Matrix Decomposition: Applications in Image and Video Processing*, chapter 27. CRC P., T. and F. G., 2016.
- [40] P. Netrapalli, P. Jain, and S. Sanghavi, “Low-rank matrix completion using alternating minimization,” in *STOC*, 2013.
- [41] P. Netrapalli, P. Jain, and S. Sanghavi, “Phase retrieval using alternating minimization,” in *Adv. Neural Info. Proc. Sys. (NIPS)*, 2013, pp. 2796–2804.
- [42] Y. Chen and E. Candès, “Solving random quadratic systems of equations is nearly as easy as solving linear systems,” in *Adv. Neural Info. Proc. Sys. (NIPS)*, 2015, pp. 739–747.

- [43] H. Zhang, Y. Zhou, Y. Liang, and Y. Chi, "Reshaped wirtinger flow and incremental algorithm for solving quadratic system of equations," in *Adv. Neural Info. Proc. Sys. (NIPS)*, 2016; also at arXiv:1605.07719.
- [44] N. Vaswani, S. Nayer, and Y. C. Eldar, "Low rank phase retrieval," *IEEE Trans. Sig. Proc.*, August 2017.
- [45] T. Zhou and D. Tao, "Godec: Randomized low-rank and sparse matrix decomposition in noisy case," *Intl. Conf. Machine Learning (ICML)*, 2011.
- [46] P. Narayanamurthy and N. Vaswani, "A Fast and Memory-Efficient Algorithm for Robust PCA (MERoP)," in *IEEE Intl. Conf. Acoustics, Speech, Sig. Proc. (ICASSP)*, 2018.
- [47] J. Zhan and N. Vaswani, "Robust pca with partial subspace knowledge," *IEEE Trans. Sig. Proc.*, July 2015.
- [48] N. Vaswani and W. Lu, "Modified-CS: Modifying compressive sensing for problems with partially known support," *IEEE Trans. Signal Processing*, September 2010.
- [49] B. Lois and N. Vaswani, "Online matrix completion and online robust pca," in *IEEE Intl. Symp. Info. Th. (ISIT)*, 2015.
- [50] P. Narayanamurthy and N. Vaswani, "Provable dynamic robust pca or robust subspace tracking," *arXiv:1705.08948*, 2017.
- [51] K. Ye and L. H. Lim, "Schubert varieties and distances between subspaces of different dimensions," *SIAM Journal on Matrix Analysis and Applications*, vol. 37, no. 3, pp. 1176–1197, 2016.
- [52] N. Vaswani and H. Guo, "Correlated-pca: Principal components' analysis when data and noise are correlated," in *Adv. Neural Info. Proc. Sys. (NIPS)*, 2016.
- [53] N. Vaswani and P. Narayanamurthy, "Finite sample guarantees for pca in non-isotropic and data-dependent noise," *arXiv:1709.06255*, 2017.
- [54] Y. Li, L. Xu, J. Morphet, and R. Jacobs, "An integrated algorithm of incremental and robust pca," in *IEEE Intl. Conf. Image Proc. (ICIP)*, 2003, pp. 245–248.
- [55] D. Skocaj and A. Leonardis, "Weighted and robust incremental method for subspace learning," in *IEEE Intl. Conf. Comp. Vis. (ICCV)*, Oct 2003, vol. 2, pp. 1494–1501.
- [56] J. He, L. Balzano, and A. Szlam, "Incremental gradient on the grassmannian for online foreground and background separation in subsampled video," in *IEEE Conf. on Comp. Vis. Pat. Rec. (CVPR)*, 2012.
- [57] J. Feng, H. Xu, and S. Yan, "Online robust pca via stochastic optimization," in *NIPS*, 2013.
- [58] S. Chouvardas, Y. Kopsinis, and S. Theodoridis, "Robust subspace tracking with missing entries: a set-theoretic approach," *IEEE Trans. Sig. Proc.*, vol. 63, no. 19, pp. 5060–5070, 2015.
- [59] F. Seidel, C. Hage, and M. Kleinsteuber, "prost: A smoothed lp-norm robust online subspace tracking method for realtime background subtraction in video," *arXiv preprint arXiv:1302.2073*, 2013.
- [60] J. Yang and Y. Zhang, "Alternating direction algorithms for l1 problems in compressive sensing," Tech. Rep., Rice University, June 2010.
- [61] C. Qiu and N. Vaswani, "Support predicted modified-cs for recursive robust principal components' pursuit," in *IEEE Intl. Symp. Info. Th. (ISIT)*, 2011.
- [62] B. Lois, N. Vaswani, and C. Qiu, "Performance guarantees for undersampled recursive sparse recovery in large but structured noise," in *GlobalSIP*, 2013.
- [63] E. J. Candes, T. Strohmer, and V. Voroninski, "Phaselift: Exact and stable signal recovery from magnitude measurements via convex programming," *Comm. Pure Appl. Math.*, 2013.
- [64] H. Zhang, Y. Chi, and Y. Liang, "Provable non-convex phase retrieval with outliers: Median truncated wirtinger flow," *arXiv preprint arXiv:1603.03805*, 2016.
- [65] R. Vidal, "Subspace clustering," *IEEE Signal Processing Magazine*, vol. 28, no. 2, pp. 52–68, 2011.