

# Stability-Optimized High Order Methods and Stiffness Detection for Pathwise Stiff Stochastic Differential Equations\*

Christopher Rackauckas<sup>†</sup>      Qing Nie<sup>‡</sup>

February 6, 2022

## Abstract

Stochastic differential equations (SDE) often exhibit large random transitions. This property, which we denote as pathwise stiffness, causes transient bursts of stiffness which limit the allowed step size for common fixed time step explicit and drift-implicit integrators. We present four separate methods to efficiently handle this stiffness. First, we utilize a computational technique to derive stability-optimized adaptive methods of strong order 1.5 for SDEs. The resulting explicit methods are shown to exhibit substantially enlarged stability regions which allows for them to solve pathwise stiff biological models orders of magnitude more efficiently than previous methods like SRIW1 and Euler-Maruyama. Secondly, these integrators include a stiffness estimator which allows for automatically switching between implicit and explicit schemes based on the current stiffness. In addition, adaptive L-stable strong order 1.5 implicit integrators for SDEs and stochastic differential algebraic equations (SDAEs) in mass-matrix form with additive noise are derived and are demonstrated as more efficient than the explicit methods on stiff chemical reaction networks by nearly 8x. Lastly, we developed an adaptive implicit-explicit (IMEX) integration method based off of a common method for diffusion-reaction-convection PDEs and show numerically that it can achieve strong order 1.5. These methods are benchmarked on a range of problems varying from non-stiff to extreme pathwise stiff and demonstrate speedups between 5x-6000x while showing computationally infeasibility of fixed time step integrators on many of these test equations.

## 1 Introduction

Stochastic differential equations (SDEs) are dynamic equations of the form

$$dX_t = f(t, X_t)dt + g(t, X_t)dW_t, \quad (1)$$

where  $X_t$  is a  $d$ -dimensional vector,  $f : \mathbb{R}^d \rightarrow \mathbb{R}^d$  is the drift coefficient, and  $g : \mathbb{R}^d \rightarrow \mathbb{R}^{d \times m}$  is the diffusion coefficient which describes the amount and mixtures of the noise process  $W_t$  which is a  $m$ -dimensional Brownian motion. SDEs are of interest in scientific disciplines because they can exhibit behaviors which are not found in deterministic models. For example, An ODE model of a chemical reaction network may stay at a constant steady state, but in the presence of randomness the trajectories may be switching between various steady states [31, 41, 14]. In many cases, these unique features of stochastic models are pathwise-dependent and are thus not a property of the evolution of the mean trajectory. However, these same effects cause random events of high numerical stiffness, which we denote as pathwise stiffness, which can cause difficulties for numerical integration methods.

---

\*This work was partially supported by NIH grants R01GM107264 and P50GM76516 and NSF grants DMS1562176 and DMS1161621. This material is based upon work supported by the National Science Foundation Graduate Research Fellowship under Grant No. DGE-1321846, the National Academies of Science, Engineering, and Medicine via the Ford Foundation, and the National Institutes of Health Award T32 EB009418. Its contents are solely the responsibility of the authors and do not necessarily represent the official views of the NIH.

<sup>†</sup>Department of Mathematics, University of California, Irvine, Irvine, CA 92697, USA and Center for Complex Biological Systems, University of California, Irvine, Irvine, CA 92697, USA (contact@chrisrackauckas.com).

<sup>‡</sup>Department of Mathematics, University of California, Irvine, Irvine, CA 92697, USA and Center for Complex Biological Systems, University of California, Irvine, Irvine, CA 92697, USA and Department of Developmental and Cell Biology, University of California, Irvine, Irvine, CA 92697, USA (qnie@math.uci.edu).

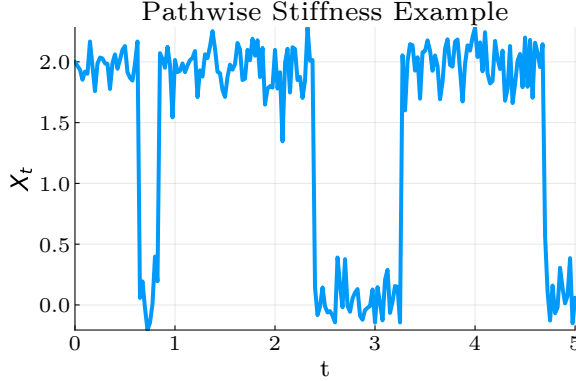


Figure 1: **Example of a Pathwise Stiff Solution.** Depicted is a sample trajectory of Equation 2 solved using the SOSRI methods developed in this manuscript with  $reltol = abstol = 10^{-2}$ .

A minimal example of pathwise stiffness is demonstrated in the equation

$$dX_t = [-1000X_t(1 - X_t)(2 - X_t)]dt + g(t, X_t)dW_t, \quad X_0 = 2, \quad t \in [0, 5]. \quad (2)$$

with additive noise  $g(t, X_t) = 10$  where a sample trajectory is shown in Figure 1. This equation has two stable steady states, one at  $X = 0$  and another at  $X = 2$ , which the solution switches between when the noise is sufficiently large. While near a steady state the derivative is approximately zero making the problem non-stiff, during these transitions the derivative of the drift term reaches a maximum of  $\approx 400$ . This means that in order to be stable, explicit Stochastic Runge-Kutta (SRK) must have a small  $\Delta t$ . This display of large, transient, and random switching behavior in a given trajectory causes stochastic bursts of numerical stiffness, a phenomena which we will denote pathwise stiffness. The fixed time step Euler-Maruyama method would require  $dt < 4 \times 10^{-3}$  to be stable for most trajectories, thus requiring greater than  $2 \times 10^4$  steps to solve this 1-dimensional SDE. In many cases the switching behavior can be rare (due to smaller amounts of noise) or can happen finitely many times like in the multiplicative noise version with  $g(t, X_t) = 10X_t$ . Yet even if these switches are only a small portion of the total time, the stability requirement imposed by their existence determines the possible stepsizes and thus has a large contribution to the overall computational cost. While implicit methods can be used to increase the stability range, this can vastly increase the overall computational cost of each step, especially in the case large systems of SDEs like discretizations of stochastic reaction-diffusion equations. In addition, implicit solvers have in practice a smaller stability region due to requiring convergence of the quasi-Newton solvers for the implicit steps. This problem is mitigated in ODE software by high-quality stage predictors given by extrapolation algorithms for good initial conditions for the Newton steps [12]. However, there are no known algorithms for stage predictors in the presence of large noise bursts and thus we will demonstrate that classic implicit solvers have a form of instability. Thus both fixed time step explicit and implicit solvers are inadequate for efficiently handling this common class of SDEs.

Since these features exist in the single trajectories of the random processes, methods which attempt to account for the presence of such bursts must do so on each individual trajectory in order to be efficient. In previous work, the authors have shown that by using adaptive time-stepping, a stochastic reaction network of 19 reactants is able to be solved with an average time step 100,000 times larger than the value that was found necessary for stability during the random stiff events for a high order SRK method [29]. This demonstrated that the key to solving these equations efficiently required controlling the time steps in a pathwise manner. However, the methods were still largely stability-bound, meaning the chosen tolerances to solve the model were determined by what was necessary for stability and was far below the error necessary for the application. The purpose of this investigation is to develop numerical methods with the ability to better handle pathwise stiffness and allow for efficient solving of large Monte Carlo experiments.

We approach this problem through four means. First, we develop adaptive stability-optimized SRK methods with enlarged stability regions. This builds off of similar work for ODE integrators which optimize the coefficients of a Butcher tableau to give enhanced stability [24, 2, 40]. Similar to the Runge-Kutta Chebyshev methods [12] (and the S-ROCK extension to the stochastic case [22, 1, 21]), these methods are

designed to be efficient for equations which display stiffness without fully committing to implicit solvers. Given the complexity of the stochastic stability equations and order conditions, we develop a novel and scalable mechanism for the derivation of “optimal” Runge-Kutta methods. We use this method to design stability-optimized methods for additive noise and diagonal noise SDEs. We show through computational experiments that these adaptive stability-optimized SRK methods can adequately solve transiently stiff equations without losing efficiency in non-stiff problems.

On the other hand, to handle extreme stiffness we develop implicit RK methods for SDEs and stochastic differential algebraic equations (SDAEs) in mass matrix form with additive noise. We extend the definition of L-stability to additive noise SDEs and develop two strong order 1.5 methods: a fully implicit 2-stage L-stable method and an extension of the a well-known L-stable explicit first stage singly diagonally implicit RK (ESDIRK) method due to Kennedy and Carpenter which is commonly used for convection-diffusion-reaction equations [18]. To the author’s knowledge, these are the first high order adaptive L-stable methods for SDEs and the first adaptive proposed SDAE integrators. In addition, to extend the utility of these additive noise methods, we derive an extension of the methods for additive SDEs to affine SDEs (mixed multiplicative and additive noise terms) through a Lamperti transformation [27]. Lastly, in order to handle extreme transient stiffness, for each of these types of methods we derive computationally cheap methods for detecting stiffness and switching between implicit and explicit integrators in the presence of stiffness. We show that these methods can robustly detect pathwise stiff transients and thus can serve as the basis for automatic switching methods for SDEs. Together we test on non-stiff, semi-stiff, and stiff equations with  $2$  to  $6 \times 20 \times 100$  SDEs from biological literature and show speedups between 6x-60x over the previous adaptive SRIW1 algorithm, and demonstrate the infeasibility of common explicit and implicit methods (Euler-Maruyama, Runge-Kutta Milstein, Drift-Implicit Stochastic  $\theta$ -Method, and Drift-Implicit  $\theta$  Runge-Kutta Milstein) found as the basis of many SDE solver packages [34, 10, 16].

## 2 Adaptive Strong Order 1.0/1.5 SRK Methods for Additive and Diagonal Noise SDEs

The class of methods we wish to study are the adaptive strong order 1.5 SRK methods for diagonal noise [32, 29]. Diagonal noise is the case where the diffusion term  $g$  is diagonal matrix  $(\sigma_i X_t^i)$  and includes phenomenological noise models like multiplicative and affine noise. The diagonal noise methods utilize the same general form and order conditions as the methods for scalar noise so we use their notation for simplicity. The strong order 1.5 methods for scalar noise are of the form

$$X_{n+1} = X_n + \sum_{i=1}^s \alpha_i f\left(t_n + c_i^{(0)} h, H_i^{(0)}\right) + \quad (3)$$

$$\sum_{i=1}^s \left( \beta_i^{(1)} I_{(1)} + \beta_i^{(2)} \frac{I_{(1,1)}}{\sqrt{h}} + \beta_i^{(3)} \frac{I_{(1,0)}}{h} + \beta_i^{(4)} \frac{I_{(1,1,1)}}{h} \right) g\left(t_n + c_i^{(1)} h\right) \quad (4)$$

with stages

$$H_i^{(0)} = X_n + \sum_{j=1}^s A_{ij}^{(0)} f\left(t_n + c_j^{(0)} h, H_j^{(0)}\right) h + \sum_{j=1}^s B_{ij}^{(0)} g\left(t_n + c_j^{(1)} h, H_j^{(1)}\right) \frac{I_{(1,0)}}{h} \quad (5)$$

$$H_i^{(1)} = X_n + \sum_{j=1}^s A_{ij}^{(1)} f\left(t_n + c_j^{(0)} h, H_j^{(0)}\right) h + \sum_{j=1}^s B_{ij}^{(1)} g\left(t_n + c_j^{(1)} h, H_j^{(1)}\right) \sqrt{h}$$

where the  $I_j$  are the Wiktorsson approximations to the iterated stochastic integrals [43]. In the case of additive noise, defined as having the diffusion coefficient satisfy  $g(t, X_t) \equiv g(t)$ , reduces to the form

$$X_{n+1} = X_n + \sum_{i=1}^s \alpha_i f\left(t_n + c_i^{(0)} h, H_i^{(0)}\right) + \sum_{i=1}^s \left( \beta_i^{(1)} I_{(1)} + \beta_i^{(2)} \frac{I_{(1,0)}}{h} \right) g\left(t_n + c_i^{(1)} h\right) \quad (6)$$

with stages

$$H_i^{(0)} = X_n + \sum_{j=1}^s A_{ij}^{(0)} f\left(t_n + c_j^{(0)} h, H_j^{(0)}\right) h + \sum_{j=1}^s B_{ij}^{(0)} g\left(t_n + c_j^{(1)} h\right) \frac{I_{(1,0)}}{h}. \quad (7)$$

The tuple of coefficients  $(A^{(j)}, B^{(j)}, \beta^{(j)}, \alpha)$  thus fully determines the SRK method. These coefficients must satisfy the constraint equations described in Appendix C.1 in order to receive strong order 1.5. These methods are appended with error estimates

$$\begin{aligned} E_D &= \left| \Delta t \sum_{i \in I_1} (-1)^{\sigma(i)} f\left(t_n + c_i^{(0)} \Delta t, H_i^{(0)}\right) \right| \text{ or } E_D = \Delta t \sum_{i \in I_1} \left| f\left(t_n + c_i^{(0)} \Delta t, H_i^{(0)}\right) \right| \\ E_N &= \left| \sum_{i \in I_2} \left( \beta_i^{(3)} \frac{I_{(1,0)}}{\Delta t} + \beta_i^{(4)} \frac{I_{(1,1,1)}}{\Delta t} \right) g\left(t_n + c_i^{(1)} \Delta t, H_i^{(1)}\right) \right| \end{aligned}$$

and the rejection sampling with memory (RSwM) algorithm to give it fully adaptive time-stepping [29]. Thus unlike in the theory of ordinary differential equations [23, 8, 6, 39, 37], the choice of coefficients for SRK methods does not require explicitly finding an embedded method when developing an adaptive SRK method and we will therefore take for granted that each of the derived methods is adaptive.

### 3 Optimized-Stability High Order SRK Methods with Additive Noise

We use a previous definition of a discrete approximation as numerically stable if for any finite time interval  $[t_0, T]$ , there exists a positive constant  $\Delta_0$  such that for each  $\epsilon > 0$  and each  $\delta \in (0, \Delta_0)$

$$\lim_{|X_0^\delta - \bar{X}_0^\delta| \rightarrow 0} \sup_{t_0 \leq t \leq T} P(|X_t^\delta - \bar{X}_t^\delta| \geq \epsilon) = 0 \quad (8)$$

where  $X_n^\delta$  is a discrete time approximation with maximum step size  $\delta > 0$  starting at  $X_0^\delta$  and  $\bar{X}_n^\delta$  respectively starting at  $\bar{X}_n^\delta$  [20]. For additive noise, we consider the complex-valued linear test equations

$$dX_t = \mu X_t dt + dW_t \quad (9)$$

where  $\mu$  is a complex number. In this framework, a scheme which can be written in the form

$$X_{n+1}^h = X_n^h G(\mu h) + Z_n^\delta \quad (10)$$

with a constant step size  $\delta \equiv h$  and  $Z_n^\delta$  are random variables which do not depend on the  $Y_n^\delta$ , then the region of absolute stability is the set where for  $z = \mu h$ ,  $|G(z)| < 1$ .

The additive SRK method can be written as

$$X_{n+1}^h = X_n^h + z \left( \alpha \cdot H^{(0)} \right) + \beta^{(1)} \sigma I_{(1)} + \sigma \beta^{(2)} \frac{I_{(1,0)}}{h} \quad (11)$$

where

$$H^{(0)} = \left( I - z A^{(0)} \right)^{-1} \left( \hat{X}_n^h + B^{(0)} e \sigma \frac{I_{(1,0)}}{h} \right) \quad (12)$$

where  $\hat{X}_n^h$  is the size  $s$  constant vector of elements  $X_n^h$  and  $e = (1, 1, 1, 1)^T$ . By substitution we receive

$$X_{n+1}^h = X_n^h \left( 1 + z \left( \alpha \cdot \left( I - z A^{(0)} \right)^{-1} \right) \right) + \quad (13)$$

$$\left( I - z A^{(0)} \right)^{-1} B^{(0)} e \sigma \frac{I_{(1,0)}}{h} + \beta^{(1)} \sigma I_{(1)} + \sigma \beta^{(2)} \frac{I_{(1,0)}}{h} \quad (14)$$

This set of equations decouples since the iterated stochastic integral approximation  $I_j$  are random numbers and are independent of the  $X_n^h$ . Thus the stability condition is determined by the equation

$$G(z) = 1 + z\alpha \cdot \left(I - zA^{(0)}\right)^{-1} \quad (15)$$

which one may notice is the stability equation of the drift tableau applied to a deterministic ODE [5]. Thus the stability properties of the deterministic Runge-Kutta methods carry over to the additive noise SRA methods on this test equation. However, most two-stage tableaus from ODE research were developed to satisfy higher order ODE order constraints which do not apply. Thus we will instead look to maximize stability while satisfying the stochastic order constraints.

### 3.1 Explicit Methods for Non-Stiff SDEs with Additive Noise

#### 3.1.1 Stability-Optimal 2-Stage Explicit SRA Methods

For explicit methods,  $A^{(0)}$  and  $B^{(0)}$  are lower diagonal and we receive the simplified stability function

$$G(z) = 1 + A_{21}z^2\alpha_2 + z(\alpha_1 + \alpha_2) \quad (16)$$

for a two-stage additive noise SRK method. For this method we will find the method which optimizes the stability in the real part of  $z$ . Thus we wish to find  $A^{(0)}$  and  $\alpha$  s.t. the negative real roots of  $|G(z)| = 1$  are minimized. By the quadratic equation we see that there exists only a single negative root:  $z = \frac{1 - \sqrt{1 + 8\alpha_2}}{2\alpha_2}$ . Using Mathematica's minimum function, we determine that the minimum value for this root subject to the order constraints is  $z = \frac{3}{4} \left(1 - \sqrt{\frac{19}{3}}\right) \approx -1.13746$ . This is achieved when  $\alpha = \frac{2}{3}$ , meaning that the SRA1 method due to Rossler achieves the maximum stability criteria. However, given extra degrees of freedom, we attempted to impose that  $c_1^{(0)} = c_1^{(1)} = 0$  and  $c_2^{(0)} = c_2^{(1)} = 1$  so that the error estimator spans the whole interval. This can lead to improved robustness of the adaptive error estimator. In fact, when trying to optimize the error estimator's span we find that there is no error estimator which satisfies  $c_2^{(0)} > \frac{3}{4}$  which is the span of the SRA1 method [32]. Thus SRA1 is the stability-optimized 2-stage explicit method which achieves the most robust error estimator.

$$\begin{aligned} A^{(0)} &= \begin{pmatrix} 0 & 0 \\ \frac{3}{4} & 0 \end{pmatrix}, \quad B^{(0)} = \begin{pmatrix} 0 & 0 \\ \frac{3}{2} & 0 \end{pmatrix}, \quad \alpha = \begin{pmatrix} \frac{1}{3} \\ \frac{2}{3} \end{pmatrix} \\ \beta^{(1)} &= \begin{pmatrix} 1 \\ 0 \end{pmatrix}, \quad \beta^{(2)} = \begin{pmatrix} -1 \\ 1 \end{pmatrix}, \quad c^{(0)} = \begin{pmatrix} 0 \\ \frac{3}{4} \end{pmatrix}, \quad c^{(1)} = \begin{pmatrix} 1 \\ 0 \end{pmatrix} \end{aligned} \quad (17)$$

#### 3.1.2 Stability-Optimal 3-Stage Explicit SRA Methods

For the 3-stage SRA method, we receive the simplified stability function

$$G(z) = A_{21}A_{31}\alpha_3z^3 + A_{21}\alpha_2z^2 + A_{31}\alpha_3z^2 + A_{32}\alpha_3z^2 + \alpha_1z + \alpha_2z + \alpha_3z + 1 \quad (18)$$

To optimize this method, we attempted to use the same techniques as before and optimize the real values of the negative roots. However, in this case we have a cubic polynomial and the root equations are more difficult. Instead, we turn to a more general technique to handle the stability optimization which will be employed in later sections as well. To do so, we generate an optimization problem which we can numerically solve for the coefficients. To simplify the problem, we let  $z \in \mathbb{R}$  and define the function:

$$f(z, w; N, M) = \int_D \chi_{G(z) \leq 1}(z) dz \quad (19)$$

Notice that  $f$  is the area of the stability region when  $D$  is sufficiently large. Thus we define the stability-optimized SRK method for additive noise SDEs as the set of coefficients which achieves

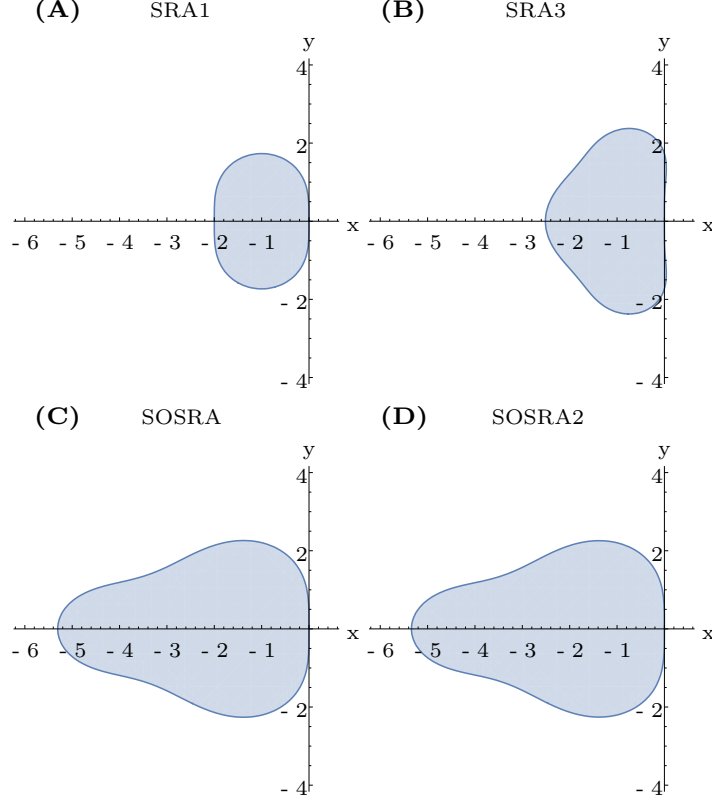


Figure 2: **SOSRA Stability Regions.** The stability regions ( $|G(z)| < 1$ ) are plotted in the  $(x, y)$ -plane for  $z = x + iy$ . (A) SRA1. (B) SRA3. (C) SOSRA. (D) SOSRA2

$$\begin{aligned} & \max_{A^{(i)}, B^{(i)}, \beta^{(i)}, \alpha} f(z) \\ & \text{subject to: Order Constraints} \end{aligned} \tag{20}$$

In all cases we impose  $0 < c_i^{(0)}, c_i^{(1)} < 1$ . We use the order constraints to simplify the problem to a nonlinear optimization problem on 14 variables with 3 equality constraints and 4 inequality constraints (with bound constraints on the 10 variables). However, we found that simplifying the problem even more to require  $c_1^{(0)} = c_1^{(1)} = 0$  and  $c_3^{(0)} = c_3^{(1)} = 1$  did not significantly impact the stability regions but helps the error estimator and thus we reduced the problem to 10 variables, 3 equality constraints, and 2 inequality constraints. This was optimized using the COBYLA local optimization algorithm [17, 28] with randomized initial conditions 100 times and all gave similar results. In the Mathematica notebook we show the effect of changing the numerical integration region  $D$  on the results, but conclude that a  $D$  which does not bias the result for better/worse real/complex handling does not improve the result. The resulting algorithm, SOSRA, we given by the coefficients in table in Section B.2. Lastly, we used the condition that  $c_2^{(0)} = c_3^{(0)} = c_2^{(1)} = c_3^{(1)} = 1$  to allow for free stability detection (discussed in Section 5.4). The method generated with this extra constraint is SOSRA2 whose coefficients are in the table in Section B.3. These methods have their stability regions compared to SRA1 and SRA3 in Figure 2 where it is shown that the SOSRA methods more than doubles the allowed time steps when the eigenvalues of the Jacobian are dominated by the real part.

## 3.2 Drift Implicit Methods for Stiff SDEs with Additive Noise

### 3.2.1 An L-Stable 2-Stage (Semi-)Implicit SRA Method

It's clear that, as in the case for deterministic equations, the explicit methods cannot be made A-stable. However, the implicit two-stage additive noise SRK method is determined by

$$G(z) = \frac{z(A_{11}(A_{22}z - \alpha_2z - 1) + A_{12}z(\alpha_1 - A_{21}) + A_{21}\alpha_2z - A_{22}(\alpha_1z + 1) + \alpha_1 + \alpha_2) + 1}{A_{11}z(A_{22}z - 1) - z(A_{12}A_{21}z + A_{22}) + 1} \quad (21)$$

which is A-stable if

$$A_{11}z(A_{22}z - 1) - z(A_{12}A_{21}z + A_{22}) + 1 > z(A_{11}(A_{22}z - \alpha_2z - 1) + A_{12}z(\alpha_1 - A_{21}) \quad (22)$$

$$+ A_{21}\alpha_2z - A_{22}(\alpha_1z + 1) + \alpha_1 + \alpha_2) + 1. \quad (23)$$

Notice that the numerator equals the denominator if and only if  $z = 0$  or

$$z = \frac{\alpha_1 + \alpha_2}{(A_{22} - A_{12})\alpha_1 + (A_{11} - A_{21})\alpha_2}. \quad (24)$$

From the order conditions we know that  $\alpha_1 + \alpha_2 = 1$  which means that no root exists with  $Re(z) < 0$  if  $(A_{22} - A_{12})\alpha_1 + (A_{11} - A_{21})\alpha_2 > 0$ . Thus under these no roots conditions, we can determine A-stability by checking the inequality at  $z = 1$ , which gives  $1 > (A_{22} - A_{12})\alpha_1 + (A_{11} - A_{21})\alpha_2$ . Using the order condition, we have a total of four constraints on the  $A^{(0)}$  and  $\alpha$ :

$$(A_{11} + A_{12})\alpha_1 + (A_{21} + A_{22})\alpha_2 = \frac{1}{2} \quad (25)$$

$$\alpha_1 + \alpha_2 = 1$$

$$0 < (A_{22} - A_{12})\alpha_1 + (A_{11} - A_{21})\alpha_2 < 1$$

However, A-stability is not sufficient for most ODE integrators to properly handle stiff equations and thus extra properties generally imposed [12]. One important property we wish to extend to stochastic integrators is L-stability. The straightforward extension of L-stability is the condition

$$\lim_{z \rightarrow \infty} G(z) = 0. \quad (26)$$

This implies that

$$\frac{-A_{11}A_{22} + A_{11}\alpha_2 + A_{12}A_{21} - A_{12}\alpha_1 - A_{21}\alpha_2 + A_{22}\alpha_2\alpha_1}{A_{12}A_{21} - A_{11}A_{22}} = 0 \quad (27)$$

The denominator is  $-\det(A^{(0)})$  which implies  $A^{(0)}$  must be non-singular. Next, we attempt to impose B-stability on the drift portion of the method. We use the condition due to Burrage and Butcher that for  $B = \text{diag}(\alpha_1, \alpha_2)$   $M = BA^{(0)} + A^{(0)}B - \alpha\alpha^T$  (for ODEs) [4], we require both  $B$  and  $M$  to be non-negative definite. However, in the supplemental Mathematica notebooks we show computationally that there is no 2-stage SRK method of this form which satisfies all three of these stability conditions. Thus we settle for A-stability and L-stability.

Recalling that  $c^{(0)}$  and  $c^{(1)}$  are the locations in time where  $f$  and  $g$  are approximated respectively, we wish to impose

$$c_1^{(0)} = 0 \quad (28)$$

$$c_2^{(0)} = 1$$

$$c_1^{(1)} = 0$$

$$c_2^{(1)} = 1$$

so that the error estimator covers the entire interval of integration. Since  $c^{(0)} = A^{(0)}e$ , this leads to the condition  $A_{21} + A_{22} = 1$ . Using the constraint-satisfaction algorithm FindInstance in Mathematica, we look

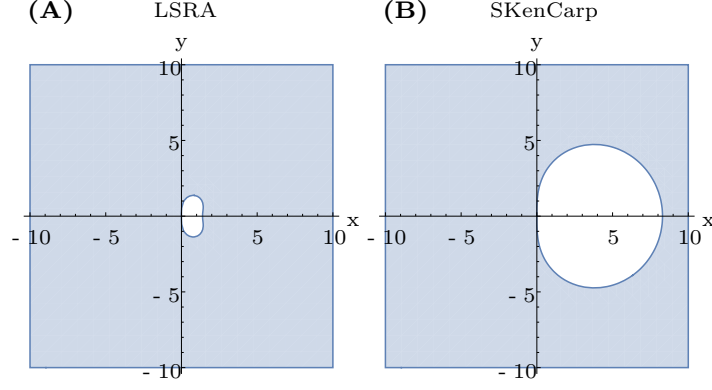


Figure 3: **Implicit SRA Stability Regions.** The stability regions ( $|G(z)| < 1$ ) are plotted in the  $(x, y)$ -plane for  $z = x + iy$ . (A) LSRA. (B) SKenCarp

for tableaus which satisfy the previous conditions with the added constraint of semi-implicitness, i.e.  $B^{(0)}$  is lower triangular. This assumption is added because the inverse of the normal distribution has unbounded moments, and thus in many cases it is mathematically simpler to consider the diffusion term as explicit (though there are recent methods which drop this requirement via truncation or extra assumptions on the solution [26]). However, we find that there is no coefficient set which meets all of these requirements. However, if we relax the interval estimate condition to allow  $0 \leq c_2^{(0)} \leq 1$ , we find an A-L stable method:

$$\begin{aligned} A^{(0)} &= \begin{pmatrix} 1 & \frac{-41}{41} \\ \frac{32}{41} & \frac{64}{41} \end{pmatrix}, \quad B^{(0)} = \begin{pmatrix} \frac{5}{8} & 0 \\ 0 & \frac{7}{3} \end{pmatrix}, \quad \alpha = \begin{pmatrix} \frac{32}{41} \\ \frac{9}{41} \end{pmatrix} \\ \beta^{(1)} &= \begin{pmatrix} 0 \\ 1 \end{pmatrix}, \quad \beta^{(2)} = \begin{pmatrix} 1 \\ -1 \end{pmatrix}, \quad c^{(0)} = \begin{pmatrix} \frac{23}{64} \\ 1 \end{pmatrix}, \quad c^{(1)} = \begin{pmatrix} 0 \\ 1 \end{pmatrix} \end{aligned} \quad (29)$$

which we denote LSRA. If we attempt to look for a 2-stage SDIRK-like method to reduce the complexity of the implicit equation, i.e.  $A_{12}^{(0)} = 0$ , using FindInstance we find the constraints unsatisfiable. Note that if we drop the semi-implicit assumption we find that the full constraints cannot be satisfied there (we still cannot satisfy  $c_1^{(0)} = 0$  and  $c_2^{(0)} = 1$ ), and there does not exist a 2-stage A-L stable SDIRK method in that case.

### 3.2.2 Extensions of ODE Implicit Runge-Kutta Methods to Implicit SRA Methods

Since the stability region of the SRA methods is completely determined by the deterministic portion  $A^{(0)}$ , in some cases there may exist a sensible extension of implicit Runge-Kutta methods for ordinary differential equations to high order adaptive methods stochastic differential equations with additive noise which keep the same stability properties. Since the order constraints which only involve the deterministic portions  $A^{(0)}$ ,  $c^{(0)}$ , and  $\alpha$  match the conditions required for ODE integrators, existence is dependent on finding  $\beta^{(1)}$ ,  $\beta^{(2)}$ ,  $c^{(1)}$ , and  $B^{(0)}$  that satisfy the full order constraints. In this case, an adaptive error estimator can be added by using the same estimator as the ODE method (which we call  $E_D$ ) but adding the absolute size of the stochastic portions

$$E_N = \left| \sum_{i=1}^s \left( \beta_i^{(1)} I_{(1)} + \beta_i^{(2)} \frac{I_{(1,0)}}{h} \right) \right| \quad (30)$$

leading to the error estimator

$$E = \delta E_D + E_N. \quad (31)$$

This can be shown similarly to the construction in [29]. Given the large literature on implicit RK methods for ODEs, this presents a large pool of possibly good methods and heuristically one may believe that these would do very well in the case of small noise.



However, we note that there does not always exist such an extension. Using the constraint-satisfaction algorithm FindInstance in Mathematica, we looked for extensions of the explicit first stage singly-diagonally implicit RK (ESDIRK) method TRBDF2 [15] and could not find values satisfying the constraints. In addition, we could not find values for an extension of the 5th order Radau IIA method [13, 12] which satisfies the constraints. In fact, our computational search could not find any extension of a 3-stage L-stable implicit RK method which satisfies the constraints.

But, the 4-stage 3rd order ODE method due to Kennedy and Carpenter [18] can be extended to the following:

$$A^{(0)} = \begin{pmatrix} 0 & 0 & 0 & 0 \\ \frac{1767732205903}{4055673282236} & \frac{1767732205903}{4055673282236} & 0 & 0 \\ \frac{3746538789719}{10658868560708} & \frac{64016745237}{6845629431997} & \frac{1767732205903}{4055673282236} & 0 \\ \frac{1471266399579}{7840856788654} & \frac{4482444167858}{7529755066697} & \frac{11266239266428}{11593286722821} & \frac{1767732205903}{4055673282236} \end{pmatrix}, \quad (32)$$

$$\alpha = \begin{pmatrix} \frac{1471266399579}{7840856788654} \\ \frac{4482444167858}{7529755066697} \\ \frac{11266239266428}{11593286722821} \\ \frac{1767732205903}{4055673282236} \end{pmatrix}$$

$$\beta^{(1)} = \begin{pmatrix} 0 \\ 0 \\ 0 \\ 1 \end{pmatrix}, \quad \beta^{(2)} = \begin{pmatrix} 1 \\ 0 \\ 0 \\ -1 \end{pmatrix}, \quad c^{(0)} = \begin{pmatrix} 0 \\ \frac{1767732205903}{4055673282236} \\ \frac{3}{5} \\ 1 \end{pmatrix}, \quad c^{(1)} = \begin{pmatrix} 0 \\ 0 \\ 0 \\ 1 \end{pmatrix}$$

$$B_{2,1}^{(0)} \approx -12.246764387585055918338744103409192607986567514699471403397969732723452087723101$$

$$B_{4,3}^{(0)} \approx -14.432096958608752822047165680776748797565142459789556194474191884258734697161106$$

The exact values for  $B_{2,1}$  and  $B_{4,3}$  are shown in B.1. (E)SDIRK methods are particularly interesting because these methods can be solved using a single factorization of the function of the Jacobian  $I - \gamma dt J$  where  $J$  is the Jacobian. Additionally, explicit handling of the noise term is similar to the Implicit-Explicit (IMEX) form for additive Runge-Kutta methods in that it occurs by adding a single constant term to the Newton iterations in each stage, meaning it does not significantly increase the computational cost. The chosen ESDIRK method has a complimentary explicit tableau to form an IMEX additive Runge-Kutta method, and the chosen values for the stochastic portions are simultaneously compatible with the order conditions for this tableau. In Section 6.1 we numerically investigate the order of the IMEX extension of the method and show that it matches the convergence of the other SRA methods on the test equation. One thing to note is that since the problem is additive noise the method is never implicit in the dependent variables in the noise part, so in theory this can also be extended with  $B^{(1)}$  implicit as well (with convergence concerns due to the non-finite inverse moments of the Normal distribution [20]).

### 3.2.3 Note on Implementation and Stage Prediction

One has to be careful with the implementation to avoid accumulation of floating point error for highly stiff equations. For our implementation, we used a method similar to that described in [15]. The implicit stages were defined in terms of

$$z_i = hf \left( t + c_i^{(0)}, H_j^{(0)} \right) \quad (33)$$

where  $X_0$  is the previous step, and thus the iterations become

$$H_j^{(0)} = \gamma z_i + \sum_{j=1}^{i-1} A_{ij}^{(0)} f \left( t_n + c_j^{(0)} h, H_j^{(0)} \right) h + \sum_{j=1}^{i-1} B_{ij}^{(0)} g \left( t_n + c_j^{(1)} h \right) \frac{I_{(1,0)}}{h} = \gamma z_i + \alpha_i. \quad (34)$$

This gives the implicit system for the residual:

$$G(z_i) = z_i - hf \left( t_n + c_i^{(0)} h, \gamma z_i + \alpha_i \right)$$

which has a Jacobian  $I - \gamma h J$  where  $J$  is the Jacobian of  $f$  and thus is the same for each stage. For choosing the values to start the Newton iterations, also known as stage prediction, we tested two methods. The first is the trivial stage predictor which is  $z_i = z_j$  for the  $j$  s.t.  $j < i$  and  $c_j < c_i$ , i.e. using the closest derivative estimate. The other method that was tested is what we denote the stochastic minimal residual estimate given by  $H_j^{(0)} = \alpha_i$  or  $z_i = 0$ . This method takes into account the stochastic bursts at a given step and thus demonstrated much better stability.

### 3.2.4 Note on Mass Matrices

We note that these methods also apply to solving ODEs with mass-matrices of the form:

$$M dX_t = f(t, X_t)dt + M g(t, X_t)dW_t.$$

The derivation of the method is the same, except in this case we receive the implicit system

$$G(z_i) = M z_i - h f \left( t_n + c_i^{(0)} h, \gamma z_i + \alpha_i \right)$$

which has a Jacobian  $M - \gamma h J$ . Like in the ODE case, these implicit methods can thus solve DAEs in mass-matrix form (the case where  $M$  is singular), though we leave discussion of convergence for future research. One interesting property to note is that a zero row in the mass matrix corresponds to a constraint equation which is only dependent on the output of  $f$  since the multiplication of  $g$  by  $M$  is zero in that same corresponding row. Thus when a singular mass matrix is applied to the noise equation, the corresponding constraints are purely deterministic relations. Thus while this is a constrained form, properties like conservation of energy in physical models can still be placed on the solution using this mass-matrix formulation.

## 4 Optimized-Stability Methods for Affine Noise via Transformation

Given the efficiency of the methods for additive noise, one method for developing efficient methods for more general noise processes is to use a transform of diagonal noise processes to additive noise. This transform is due to Lamperti [27], which states that the SDE of the form

$$dX_t = f(t, X_t)dt + \sigma(t, X_t)R(t)dW_t \quad (35)$$

where  $\sigma > 0$  is a diagonal matrix with diagonal elements  $\sigma_i(t, X_{i,t})$  has the transformation

$$Z_{i,t} = \psi_i(t, X_{i,t}) = \int \frac{1}{\sigma_i(x, t)} dx \big|_{x=X_{i,t}} \quad (36)$$

which will result in an Ito process with the  $i$ th element given by

$$dZ_{i,t} = \left( \frac{\partial}{\partial t} \psi_i(t, x) \big|_{x=\psi^{-1}(t, Z_{i,t})} + \frac{f_i(t, \psi^{-1}(t, Z_t))}{\sigma_i(t, \psi_i^{-1}(t, Z_{i,t}))} - \frac{1}{2} \frac{\partial}{\partial x} \sigma_i(t, \psi_i^{-1}(t, Z_{i,t})) \right) dt \quad (37)$$

$$+ \sum_{j=1}^n r_{ij}(t) dw_{j,t} \quad (38)$$

with

$$X_t = \psi^{-1}(t, Z_t). \quad (39)$$

This is easily verified using Ito's Lemma. In the case of mixed multiplicative and additive noise (affine noise), the vector equation:

$$dX_t = f(t, X_t)dt + (\sigma_M X_t + \sigma_A) dW_t \quad (40)$$

with  $\sigma_M > 0$  and  $\sigma_A > 0$ , the transform becomes element-wise in the system. Thus we can consider the one-dimensional case. Since  $\psi(t, X_t) = \int \left( \frac{1}{\sigma_M X_t + \sigma_A} \right) dx \big|_{x=X_t} = \frac{\log(\sigma_M X_t + \sigma_A)}{\sigma_M}$ , then  $X_t = \frac{\exp(\sigma_M Z_t) - \sigma_A}{\sigma_M}$  and

$$\begin{aligned} dZ_t &= \tilde{f}(t, X_t) dt + dW_t \\ \tilde{f}(t, X_t) &= \frac{f(t, X_t)}{\sigma_M X_t + \sigma_A} - \frac{1}{2} \sigma_M \end{aligned} \quad (41)$$

provided  $\sigma_M X_t$  is guaranteed to be sufficiently different from  $\sigma_A$  to not cause definitional issues. It is common in biological models like chemical reaction networks that  $X_t \geq 0$ , in which case this is well-defined for any  $\sigma_A > 0$  when  $\sigma_M > 0$ .

For numerical problem solving environments (PSEs), one can make use of this transformation in two ways. Source transformations could transform affine noise SDEs element-wise to solve for the vector  $Z_t$  which is the same as  $X_t$  if  $\sigma_M \neq 0$  and is the transformed  $X_t$  otherwise (assuming parameters must be positive). When doing so, references of  $X_{i,t}$  must be changed into  $\frac{\exp(\sigma_M Z_{i,t}) - \sigma_A}{\sigma_M}$ . For example, the affine noise Lotka-Volterra SDE:

$$\begin{aligned} dx &= (ax - bxy) dt + (\sigma_M x + \sigma_A) dW_t^1 \\ dy &= (-cy + dxy) dt + \sigma_{\tilde{A}} dW_t^2 \end{aligned}$$

only has noise on the first term, so this transforms to

$$\begin{aligned} x &= \frac{\exp(\sigma_M z) - \sigma_A}{\sigma_M} \\ dz &= \left( \frac{ax - bxy}{\sigma_M x + \sigma_A} - \frac{1}{2} \sigma_M \right) dt + dW_t^1 \\ dy &= (-cy + dxy) dt + \sigma_{\tilde{A}} dW_t^2 \end{aligned}$$

along with the change to the initial condition and can thus be solved with the SRA methods. We note a word of caution that the above transformation only holds when  $\sigma_A > 0$  and when  $\sigma_A = 0$ , the transformation is different, with  $X_t = \frac{\exp(Z_t)}{\sigma_M}$  (instead of  $\frac{\exp(\sigma_M Z_t)}{\sigma_M}$  which one would get by taking  $\sigma_A = 0$ ).

Instead of performing the transformations directly on the functions themselves, we can modify the SRA algorithm to handle this case as:

$$X_{n+1} = \psi^{-1} \left( \psi(X_n) + \sum_{i=1}^s \alpha_i \tilde{f} \left( t_n + c_i^{(0)} h, H_i^{(0)} \right) + \sum_{i=1}^s \left( \beta_i^{(1)} I_{(1)} + \beta_i^{(2)} \frac{I_{(1,0)}}{h} \right) \tilde{g} \left( t_n + c_i^{(1)} h \right) \right) \quad (42)$$

with stages

$$H_i^{(0)} = \psi(X_n) + \sum_{j=1}^s A_{ij}^{(0)} \tilde{f} \left( t_n + c_j^{(0)} h, H_j^{(0)} \right) h + \sum_{j=1}^s B_{ij}^{(0)} \tilde{g} \left( t_n + c_j^{(1)} h \right) \frac{I_{(1,0)}}{h} \quad (43)$$

where  $\psi$  is the element-wise function:

$$\begin{aligned} \psi_i(x) &= \begin{cases} \frac{\log(\sigma_{i,M} x + \sigma_{i,A})}{\sigma_{i,M}} & \sigma_{i,M} > 0, \sigma_{i,A} > 0 \\ \frac{\log(x)}{\sigma_{i,M}} & \sigma_{i,M} > 0, \sigma_{i,A} = 0 \\ x & o.w. \end{cases} \\ \psi_i^{-1}(z) &= \begin{cases} \frac{\exp(\sigma_{i,M} z)}{\sigma_{i,M}} & \sigma_{i,M} > 0, \sigma_{i,A} > 0 \\ \frac{\exp(z)}{\sigma_{i,M}} & \sigma_{i,M} > 0, \sigma_{i,A} = 0 \\ x & o.w. \end{cases} \end{aligned}$$

and

$$\tilde{g}_i(t) = \begin{cases} 1 & \sigma_{i,M} > 0 \\ \sigma_{i,A} & o.w. \end{cases}$$

This can be summarized as performing all internal operations in  $Z$ -space (where the equation is additive) but saving each step in  $X$ -space.

## 5 Optimized-Stability Order 1.5 SRK Methods with Diagonal Noise

### 5.1 The Stability Equation for Order 1.5 SRK Methods with Diagonal Noise

For diagonal noise, we use the mean-square definition of stability [20]. A method is mean-square stable if  $\lim_{n \rightarrow \infty} \mathbb{E}(|X_n|^2) = 0$  on the test equation

$$dX_t = \mu X_t dt + \sigma X_t dW_t. \quad (44)$$

In matrix form we can re-write our method as given by

$$X_{n+1} = X_n + \mu h (\alpha \cdot H^{(0)}) + \sigma I_{(1)} (\beta^{(1)} \cdot H^{(1)}) + \sigma \frac{I_{(1,1)}}{\sqrt{h}} (\beta^{(2)} \cdot H^{(1)}) \quad (45)$$

$$+ \sigma \frac{I_{(1,0)}}{h} (\beta^{(3)} \cdot H^{(1)}) + \sigma \frac{I_{(1,1,1)}}{h} (\beta^{(4)} \cdot H^{(1)}) \quad (46)$$

with stages

$$\begin{aligned} H^{(0)} &= X_n + \mu \Delta t A^{(0)} H^{(0)} + \sigma \frac{I_{(1,0)}}{h} B^{(0)} H^{(1)}, \\ H^{(1)} &= X_n + \mu \Delta t A^{(1)} H^{(0)} + \sigma \sqrt{\Delta t} B^{(1)} H^{(1)} \end{aligned} \quad (47)$$

where  $\hat{X}_n$  is the size  $s$  constant vector of  $X_n$ .

$$\begin{aligned} H^{(0)} &= (I - hA^{(0)})^{-1} \left( \hat{X}_n + \sigma \frac{I_{(1,0)}}{h} B^{(0)} H^{(1)} \right), \\ H^{(1)} &= (I - \sigma \sqrt{h} B^{(1)})^{-1} \left( \hat{X}_n + \mu h A^{(1)} H^{(0)} \right) \end{aligned} \quad (48)$$

By the derivation in the appendix, we receive the equation

$$\begin{aligned} S = E \left[ \frac{U_{n+1}^2}{U_n^2} \right] &= \{ 1 + \mu h t \left( \alpha \cdot \left[ (I - \mu \Delta t A^{(0)} - \mu \sigma I_{(1,0)} A^{(1)} B^{(0)} (I - \sigma \sqrt{h} B^{(1)})^{-1})^{-1} \left( I + \sigma \frac{I_{(1,0)}}{h} B^{(0)} (I - \sigma \sqrt{h} B^{(1)})^{-1} \right) \right] \right) \right. \\ &\quad + \sigma I_{(1)} (\beta^{(1)} \cdot \left[ (I - \sigma \sqrt{h} B^{(1)} - \mu h A^{(1)} (I - \mu h A^{(0)})^{-1} \sigma \frac{I_{(1,0)}}{h} B^{(0)})^{-1} (I + \mu h A^{(1)} (I - \mu h A^{(0)})^{-1}) \right]) \\ &\quad + \sigma \frac{I_{(1,1)}}{\sqrt{h}} (\beta^{(2)} \cdot \left[ (I - \sigma \sqrt{h} B^{(1)} - \mu h A^{(1)} (I - \mu h A^{(0)})^{-1} \sigma \frac{I_{(1,0)}}{h} B^{(0)})^{-1} (I + \mu h A^{(1)} (I - \mu h A^{(0)})^{-1}) \right]) \\ &\quad + \sigma \frac{I_{(1,0)}}{h} (\beta^{(3)} \cdot \left[ (I - \sigma \sqrt{h} B^{(1)} - \mu h A^{(1)} (I - \mu h A^{(0)})^{-1} \sigma \frac{I_{(1,0)}}{h} B^{(0)})^{-1} (I + \mu h A^{(1)} (I - \mu h A^{(0)})^{-1}) \right]) \\ &\quad \left. + \sigma \frac{I_{(1,1,1)}}{h} (\beta^{(4)} \cdot \left[ (I - \sigma \sqrt{h} B^{(1)} - \mu h A^{(1)} (I - \mu h A^{(0)})^{-1} \sigma \frac{I_{(1,0)}}{h} B^{(0)})^{-1} (I + \mu h A^{(1)} (I - \mu h A^{(0)})^{-1}) \right]) \right\}^2 \end{aligned} \quad (49)$$

We apply the substitutions from the Appendix and let

$$\begin{aligned} z &= \mu h, \\ w &= \sigma \sqrt{h}. \end{aligned} \quad (50)$$

In this space,  $z$  is the stability variable for the drift term and  $w$  is the stability in the diffusion term. Under this scaling  $(h, \sqrt{h})$ , the equation becomes independent of  $h$  and thus becomes a function  $S(z, w)$  on the coefficients of the SRK method where mean-square stability is achieved when  $|S(z, w)| < 1$ . The equation  $S(z, w)$  in terms of its coefficients for explicit methods ( $A^{(i)}$  and  $B^{(i)}$  lower diagonal) has millions of terms and is shown in the supplemental Mathematica notebook. Determination of the stability equation for the implicit methods was found to be computationally intractable and is an avenue for further research.

## 5.2 An Optimization Problem for Determination of Coefficients

We wish to determine the coefficients for the diagonal SRK methods which optimize the stability. To do so, we generate an optimization problem which we can numerically solve for the coefficients. To simplify the problem, we let  $z, w \in \mathbb{R}$ . Define the function

$$f(z, w; N, M) = \int_{-M}^M \int_{-N}^1 \chi_{S(z, w) \leq 1}(z, w) dz dw. \quad (51)$$

Notice that for  $N, M \rightarrow \infty$ ,  $f$  is the area of the stability region. Thus we define the stability-optimized diagonal SRK method as the set of coefficients which achieves

$$\begin{aligned} & \max_{A^{(i)}, B^{(i)}, \beta^{(i)}, \alpha} f(z, w) \\ & \text{subject to: Order Constraints} \end{aligned} \quad (52)$$

However, like with the SRK methods for additive noise, we impose a few extra constraints to add robustness to the error estimator. In all cases we impose  $0 < c_i^{(0)}, c_i^{(1)} < 1$ . Additionally we can prescribe  $c_4^{(0)} = c_4^{(1)} = 1$  which we call the End-C Constraint. Lastly, we can prescribe the ordering constraint  $c_1^{(j)} < c_2^{(j)} < c_3^{(j)} < c_4^{(j)}$  which we denote as the Inequality-C Constraint.

The resulting problem is a nonlinear programming problem with 44 variables and 42-48 constraint equations. The objective function is the two-dimensional integral of a discontinuous function which is determined by a polynomial of in  $z$  and  $w$  with approximately 3 million coefficients. To numerically approximate this function, we calculated the characteristic function on a grid with even spacing  $dx$  using a CUDA kernel and found numerical solutions to the optimization problem using the JuMP framework [9] with the NLOpt backend [17]. A mixed approach using many solutions of the semi-local optimizer LN\_AUGLAG\_EQ [7, 3] and fewer solutions from the global optimizer GN\_ISRES [33] were used to approximate the optimality of solutions. The optimization was run many times in parallel until many results produced methods with similar optimality, indicating that we likely obtained values near the true minimum.

The parameters  $N$  and  $M$  are the bounds on the stability region and also represent a trade-off between the stability in the drift and the stability in the diffusion. A method which is optimized when  $M$  is small would be highly stable in the case of small noise, but would not be guaranteed to have good stability properties in the presence of large noise. Thus these parameters are knobs for tuning the algorithms for specific situations, and thus we solved the problem for different combinations of  $N$  and  $M$  to determine different algorithms for the different cases.

## 5.3 Resulting Approximately-Optimal Methods

The coefficients generated for approximately-optimal methods fall into three categories. In one category we have the drift-dominated stability methods where large  $N$  and small  $M$  was optimized. On the other end we have the diffusion-dominated stability methods where large  $M$  and small  $N$  was optimized. Then we have the mixed stability methods which used some mixed size choices for  $N$  and  $M$ . As a baseline, we optimized the objective without constraints on the  $c_i$  to see what the “best possible method” would be. When this was done with large  $N$  and  $M$ , the resulting method, which we name SOSRI, has almost every value of  $c$  satisfy the constraints, but with  $c_2^{(0)} \approx -0.04$  and  $c_4^{(0)} \approx 3.75$ . To see if we could produce methods which were more diffusion-stable, we decreased  $N$  to optimize more in  $w$  but failed to produce methods with substantially enlarged diffusion-stability over SOSRI.

Adding only the inequality constraints on the  $c_i$  and looking for methods for drift-dominated stability, we failed to produce methods whose  $c_i$  estimators adequately covered the interval. Some of the results did produce stability regions similar to SOSRI but with  $c_i^{(0)} < 0.5$  which indicates the method could have problems with error estimation. When placing the equality constraints on the edge  $c_i$ , one method, which we label SOSRI2, resulted in similar stability to SOSRI but satisfy the  $c_i$  constraints. In addition, this method satisfies  $c_3^{(0)} = c_4^{(0)} = 1$  and  $c_3^{(1)} = c_4^{(1)} = 1$ , a property whose use will be explained in Section 5.4. The stability regions for these methods is shown in Figure 4.

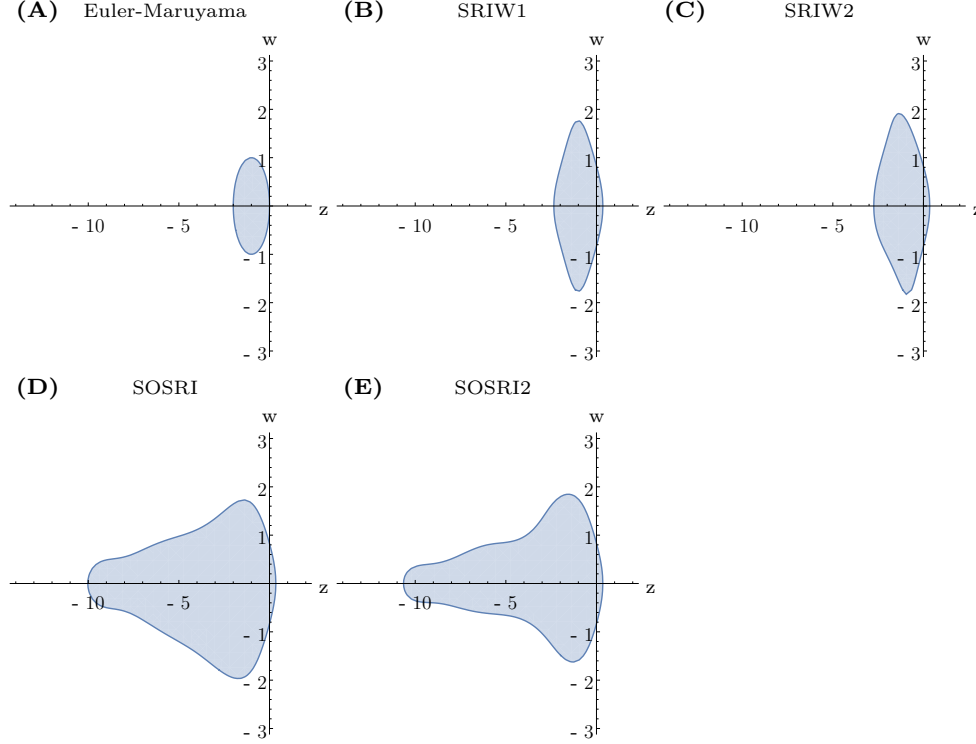


Figure 4: **SOSRI Stability Regions.** The stability regions ( $S(z, w) \leq 1$ ) for the previous and SOSRI methods are plotted in the  $(z, w)$ -plane. (A) Euler-Maruyama. (B) SRIW1. (C) SRIW2. (D) SOSRI. (E) SOSRI2

To look for more diffusion-stable methods, we dropped to  $N = 6$  to encourage the methods to expand the stability in the  $w$ -plane. However, we could not find a method whose stability region went substantially beyond  $[-2, 2]$  in  $w$ . This was further decreased to  $N = 1$  where methods still could not go substantially beyond  $|2|$ . Thus we were not able to obtain methods optimized for the diffusion-dominated case. This hard barrier was hit under many different constraint and objective setups and under thousands of optimization runs, indicating there might be a diffusion-stability barrier for explicit methods.

## 5.4 Approximately-Optimal Methods with Stability Detection and Switching Behaviors

In many real-world cases, one may not be able to clearly identify a model as drift-stability bound or diffusion-stability bound, or if the equation is stiff or non-stiff. In fact, many models may switch between such extremes. An example is a model with stochastic switching between different steady states. In this case, we have that the diffusion term  $f(t, X_{ss}) \approx 0$  in the area of many stochastic steady states, meaning that while straddling a steady state the integration is heavily diffusion-stability dominated and usually non-stiff. However, when switching between steady states,  $f$  can be very large and stiff, causing the integration to be heavily drift-stability dominated. Since these switches are random, the ability to adapt between these two behaviors could be key to achieving optimal performance. Given the trade-off, we investigated how our methods allow for switching between methods which optimize for the different situations.

The basis for our method is an extension of a method proposed for deterministic differential equations [35, 36, 12]. The idea is to create a cheap approximation to the dominant eigenvalues of the Jacobians for the

drift and diffusion terms. If  $v$  is the eigenvector of the respective Jacobian, then for  $\|v\|$  sufficiently small,

$$|\lambda_D| \approx \frac{\|f(t, x + v) - f(t, x)\|}{\|v\|}, \quad (53)$$

$$|\lambda_N| \approx \frac{\|g(t, x + v) - g(t, x)\|}{\|v\|} \quad (54)$$

where  $|\lambda_D|$  and  $|\lambda_N|$  are the estimates of the dominant eigenvalues for the deterministic and noise functions respectively. We have in approximation that  $H_i^{(k)}$  is an approximation for  $X_{t+c_i^{(k)}h}$  and thus the difference between two successive approximations at the same time-point,  $c_i^{(k)} = c_j^{(k)}$ , then the following serves as a local Jacobian estimate:

$$|\lambda_D| \approx \frac{\|f(t + c_i^{(0)}h, H_i^{(0)}) - f(t + c_j^{(0)}h, H_j^{(0)})\|}{\|H_i^{(0)} - H_j^{(0)}\|}, \quad (55)$$

$$|\lambda_N| \approx \frac{\|f(t + c_i^{(1)}h, H_i^{(1)}) - f(t + c_j^{(1)}h, H_j^{(1)})\|}{\|H_i^{(1)} - H_j^{(1)}\|} \quad (56)$$

If we had already computed a successful step, we would like to know if in the next calculation we should switch methods due to stability. Thus it makes sense to approximate the Jacobian at the end of the interval, meaning  $i = s$  and  $j = s - 1$  where  $s$  is the number of stages. Then if  $z_{min}$  is the minimum  $z \in \mathbb{R}$  such that  $z$  is in the stability region for the method,  $\frac{h|\lambda_D|}{z_{min}} > 1$  when the steps are outside the stability region. Because the drift and mixed stability methods do not track the noise axis directly, we instead modify  $w_{min}$  to be  $\frac{2}{3}$  of the maximum of the stability region in the noise axis.

Hairer noted that, for ODEs, if a RK method has  $c_i = c_j = 1$ , then it follows that

$$\rho = \frac{\|k_i - k_j\|}{\|g_i - g_j\|} \quad (57)$$

where  $k_i = f(t + c_i h, g_i)$  is an estimate of the eigenvalues for the Jacobian of  $f$ . Given the construction of SOSRI2, a natural extension is

$$|\lambda_D| \approx \frac{\|f(t_n + c_4^{(0)}h, H_4^{(0)}) - f(t_n + c_3^{(0)}h, H_3^{(0)})\|}{\|H_4^{(0)} - H_3^{(0)}\|}, \quad (58)$$

$$|\lambda_N| \approx \frac{\|g(t_n + c_4^{(0)}h, H_4^{(1)}) - g(t_n + c_3^{(0)}h, H_3^{(1)})\|}{\|H_4^{(1)} - H_3^{(1)}\|} \quad (59)$$

Given that these values are all part of the actual step calculations, this stiffness estimate essentially is free. By comparing these values to the stability plot in Figure 2, we use the following heuristic to decide if SOSRI2 is stability-bound in its steps:

1. If  $10 > |\lambda_D| > 2.5$ , then we check if  $h|\lambda_N| > \omega$ .
2. If  $|\lambda_D| < 2.5$ , then we check if  $h|\lambda_N|/2 > \omega$ .

The denominator is chosen as a reasonable box approximation to the edge of the stability region.  $\omega$  is a safety factor: in theory  $\omega$  is 1 since we divided by the edge of the stability region, but in practice this is only an eigenvalue estimate and thus  $\omega$  allows for a trade-off between the false positive and false negative rates. If either of those conditions are satisfied, then  $h$  is constrained by the stability region. The solver can thus alert the user that the problem is stiff or use this estimate to switch to a method more suitable for stiff equations. In addition, the error estimator gives separate error estimates in the drift and diffusion terms.

A scheme could combine these two facts to develop a more robust stiffness detection method, and label the stiffness as either drift or diffusion dominated.

We end by noting that SOSRA2 has the same property, allowing stiffness detection via

$$|\lambda_D| \approx \frac{\|f(t_n + c_3^{(0)}h, H_3^{(0)}) - f(t_n + c_2^{(0)}h, H_2^{(0)})\|}{\|H_3^{(0)} - H_2^{(0)}\|} \quad (60)$$

and, employing a similar method as the deterministic case, check for stiffness via the estimate  $h|\lambda_D|/5 > \omega$ .

In addition, stiff solvers can measure the maximal eigenvalues directly from the Jacobian. Here we suggest the measure from Shampine [35, 36, 12] of using  $\|J\|_\infty$  as a cheap upper bound. For semi-implicit methods like LSRA we only get a stability bound on the drift term, but this should be sufficient since for additive noise diffusive noise instability is not an issue.

## 6 Numerical Results

### 6.1 Convergence Tests

In order to test the efficiency and correctness of the SRA algorithms, we chose to use the additive noise test Equation 67. Figure 5A demonstrates that the SOSRA and SKenCarp methods achieve the strong order 2.0 on Equation 65. To test the convergence of the SRI algorithms, we used the linear test Equation 67. Figure 5B demonstrates that the SOSRI methods achieve the strong order 1.5 on Equation 67. Lastly, we tested the convergence of the IMEX version of the SKenCarp integrator. We defined the split SDE 69 as a modification of Equation 65 where the  $f_1$  part is solved implicitly and the  $f_2$  part is solved explicitly. Figure 5C demonstrates that the IMEX SKenCarp method achieves strong order 2.0. Note that this does not demonstrate that the method always achieves strong order 1.5 since sufficient conditions for the IMEX pairing are unknown, but it gives numerical evidence that the method can be high order.

### 6.2 SOSRA Numerical Efficiency Experiments

#### 6.2.1 Additive Noise Lotka-Volterra (2 Non-Stiff SDEs)

To test the efficiency we first plotted work-precision [11, 38, 12] diagrams for the SOSRA, SOSRA2, and SKenCarp methods against the SRA1, SRA2, SRA3 [32] methods, and fixed time step Euler-Maruyama method (Milstein is equivalent to Euler-Maruyama in this case [20]). We tested the error and timing on Equation 65. In addition, we tested using the Lotka-Volterra equation with additive noise Equation 70. Since 70 does not have an analytical solution, a reference solution was computed using a low tolerance solution via SOSRA for each Brownian trajectory. The plots show that there is a minimal difference in efficiency between the SRA algorithms for errors in the interval  $[10^{-6}, 10^{-2}]$ , while these algorithms are all significantly more efficient than the Euler-Maruyama method when the required error is  $< 10^{-4}$  (Figure 6). The weak error work-precision diagrams show that when using between 100 to 10,000 trajectories, the weak error is less than the sample error in the regime where there is no discernible efficiency difference between the SRA methods. These results show that in the regime of mild accuracy on non-stiff equations, the SOSRA, SOSRA2, and SKenCarp methods are much more efficient than low order methods yet achieve the same efficiency as the non-stability optimized SRA variants. Note that these results also show that the error estimator for adaptivity is highly conservative, generating solutions with around 2 orders of magnitude less error than the tolerance suggests.

#### 6.2.2 Additive Noise Van Der Pol (2 Stiff SDEs)

To test how efficiently the algorithms could achieve solve stiff equations, we chose to analyze the qualitative results of the driven Van der Pol equation. The driven Van der Pol equation is given by Equation 71 where  $\mu$



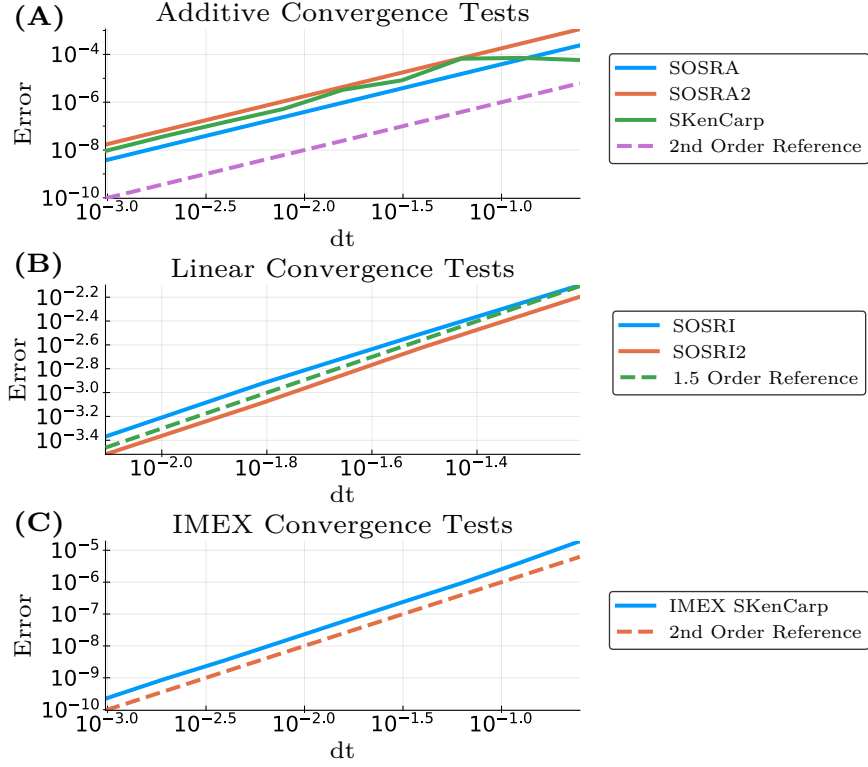


Figure 5: **Additive Noise Convergence Tests.** The error is averaged over 1000 trajectories. Shown are the strong  $l_2$  error along the time series of the solution. **(A)** Convergence results on Equation 65. The test used a fixed time step  $h = 1/2^{-2}$  to  $h = 1/2^{-10}$ . **(B)** Convergence results on Equation 67. The test used a fixed time step  $h = 1/2^{-4}$  to  $h = 1/2^{-7}$ . **(C)** Convergence results on the IMEX Equation 69. The test used a fixed time step  $h = 1/2^{-2}$  to  $h = 1/2^{-10}$ .

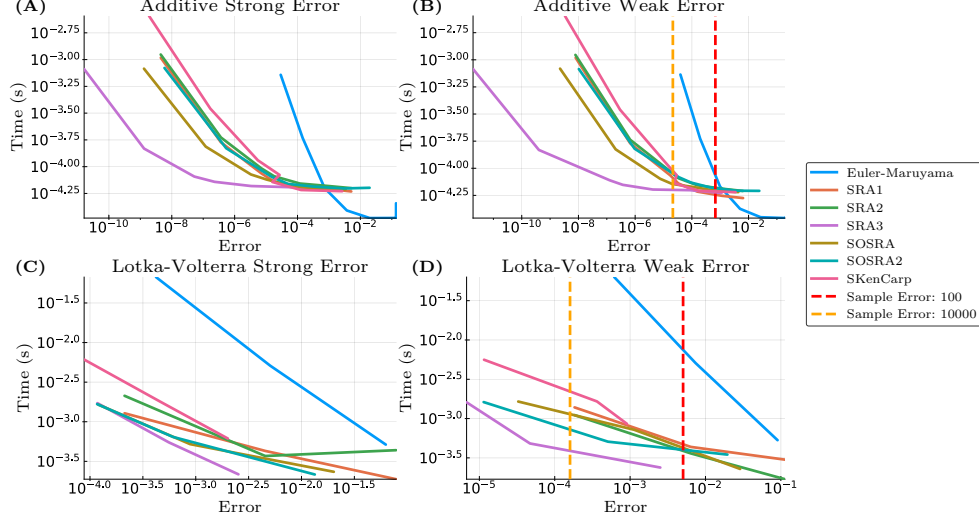


Figure 6: **SOSRA Efficiency Tests.** The error was taken as the average of 10,000 trajectories for Equation 65 and 100 trajectories for the Lotka-Volterra Equation 70. The sample error was determined for the weak error as the normal 95% confidence interval for the mean using the variance of the true solution Equation 66 or the variance of the estimated true solutions via low tolerance solutions. The time is the average time to compute a trajectory and is averaged over 1000 runs at the same tolerance or step size. (A) Shown are the work-precision plots for the methods on Equation 65. Each of the adaptive time-stepping methods solved the problem on the interval using changing values of tolerances, with  $tol = abstol = reltol$  starting at  $10^2$  and ending at  $10^{-4}$  going in increments of 10. The fixed time-stepping methods used time steps of size  $h = 1/5^{-1}$  to  $h = 1/5^4$ , changing the value by factors of 5. The error is the strong  $l_2$  error computed over the time series. (B) Same setup as the previous plot but using the weak error at the final time-point. (C) Shown are the work-precision plots for the methods on the Equation 70. Each of the adaptive time-stepping methods solved the problem on the interval using changing values of tolerances, with  $tol = abstol = reltol$  starting at  $4^{-2}$  and ending at  $4^{-4}$  going in increments of 4. The fixed time-stepping methods used time steps of size  $h = 1/12^{-2.5}$  to  $h = 1/12^{-6.5}$ , changing the value by factors of 12. The error is the strong  $l_2$  error computed over the time series. (D) Same setup as the previous plot but using the weak error at the final time-point.

Algorithm	Run-time (seconds)	Relative Time (vs SKenCarp)
SKenCarp	37.23	1.0x
SOSRA	315.58	8.5x
SOSRA2	394.82	10.6x
SRA3	1385.66	37.2x
SRA1	3397.66	91.3x
Euler-Maruyama	5949.19	159.8x
DISTM ( $\theta = \frac{1}{2}$ )	229111.15	6153x

Table 1: **SRA Run times on Van der Pol with additive noise.** The additive noise Van der Pol equation was solved 100 times using the respective algorithms at the highest tolerance by powers of two which match the low tolerance solution to plotting accuracy. The fixed time step methods had their  $\Delta t$  determined as the largest  $\Delta t$  in increments of powers of 2 that produced no unstable trajectories. This resulted in  $\Delta t = 5e - 8$  for both the Euler-Maruyama the Drift-Implicit Stochastic  $\theta$ -methods. Note that the total time of the drift-implicit stochastic  $\theta$ -method and the Euler-Maruyama method were determined by extrapolating the time from a single stable trajectory on  $t \in [0, 1]$  due to time constraints. DISTM is the Drift-Implicit Stochastic  $\theta$ -Method

is the driving factor. As  $\mu$  increases the equation becomes more stiff.  $\mu = 10^6$  is a common test for stiff ODE solvers [13], with lower values used to test the semi-stiff regime for ODEs. For our purposes, we chose  $\mu = 10^5$  as a semi-stiff test case. The ODE case, solved using the Tsit5 explicit Runge-Kutta algorithm [39, 30], and demonstrates the mild stiffness which is still well-handled by explicit methods (Figure 7A). We extend this model to the driven Van der Pol model with additive noise Equation 72 where  $\rho = 3.0$  is the noise gain and  $dW^{(1)}$  and  $dW^{(2)}$  are independent Brownian motions. The solution to this model is interesting because it gives the same qualitative behavior, large bursts when  $x(t)$  crosses zero, but in this case the zero crossings are stochastic. Even at high tolerances, ( $abstol = 10, reltol = 1/2^1$ ), SOSRA is able to reproduce this qualitative behavior of the low tolerance solutions (Figure 7B), and SOSRA2 producing similar results at the same tolerances a factor of two lower. Given the conservativeness of the error estimators shown in previous (and other tests), this case corresponds to roughly two decimal places of accuracy, which is more than sufficient for many phenomenological models. However, even at tolerances of  $abstol = 1/2^3, reltol = 1/2^3$  SRA3 was unable to reproduce the correct qualitative behavior (Figure 7C). Thus we decreased the tolerances by factors of 2 until it was able to reproduce the correct qualitative results (Figure 7D). This shows that the SOSRA are more reliable on models with transient stiffness. To test the impact on the run time of the algorithms, each of the algorithms were run 100 times with the tolerance setup that allows them to most efficiently generate correct qualitative results. The run times are shown in Table 1, which show that SRA1 takes more than 10 times and SRA3 nearly 4 times as long as the SOSRA methods. In this case the implicit method SKenCarp is the fastest by besting the SOSRA methods by more than 8x while achieving similar qualitative results. This shows that as stiffness comes into play, the SOSRA methods along with the implicit SKenCarp method are more robust and efficient. The fixed time step methods were far less efficient. Adaptive timestepping via rejection sampling was crucial to the success of the SKenCarp method because it required the ability to pull back to a smaller timestep when Newton iterations diverged, otherwise it resulted in time estimates around 5x slower than SOSRA.

### 6.2.3 Additive Van Der Pol Stiffness Detection

In addition to testing efficiency, we used this to test the stiffness detection in SOSRA2. Using a safety factor of  $\omega = 5$ , we added only two lines of code to make the algorithm print out the timings for which the algorithm predicts stiffness. The results on two trajectories were computed and are shown in Figure 8. The authors note that the stiffness detection algorithms are surprisingly robust without any tweaking being done and are shown to not give almost any false positives nor false negatives on this test problem. While this

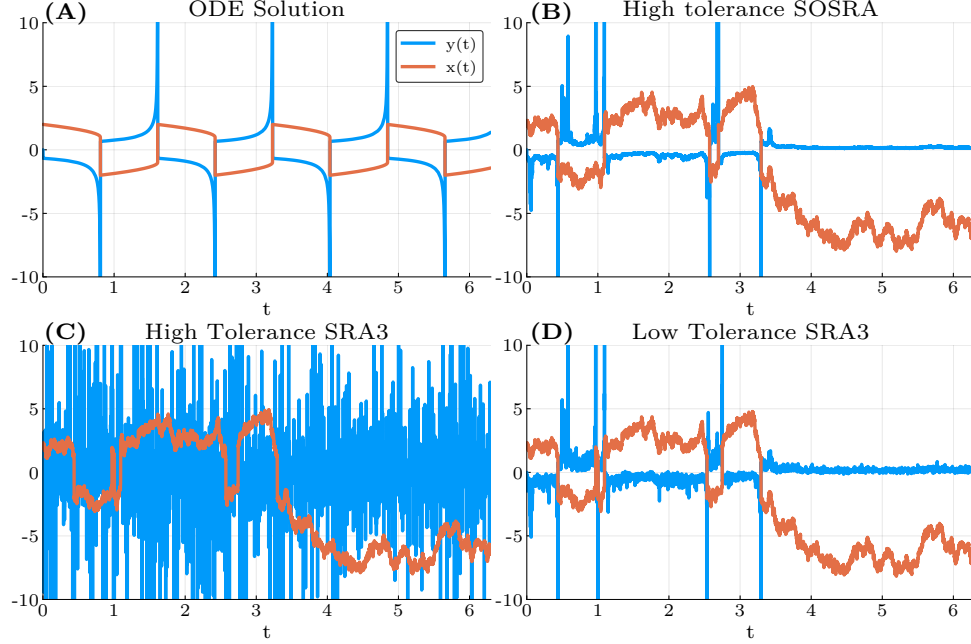


Figure 7: **Representative trajectories for solutions to the Van der Pol equations with additive noise.** Each of these trajectories are solved with the same underlying Brownian process. **(A)** The solution to the ODE with the explicit Runge-Kutta method Tsit5. **(B)** The solution to the SDE with tolerance  $abstol = 1, reltol = 1/2^1$  from SOSRA. **(C)** Solution to the SDE with tolerances  $abstol = 2^{-3}, reltol = 2^{-3}$  with SRA3. **(D)** Solution to the SDE with tolerances  $abstol = 2^{-6}, reltol = 2^{-4}$  with SRA3.

safety factor is set somewhat high in comparison to traditional ODE stiffness detection, we note that these algorithms were designed to efficiently handle mild stiffness and thus we see it as a benefit that they only declare stiffness when it appears to be in the regime which is more suitable for implicit methods.

### 6.3 SOSRI Numerical Efficiency Experiments

#### 6.3.1 Multiplicative Noise Lotka-Volterra (2 Non-Stiff SDEs)

To test the efficiency we plotted a work-precision diagram with SRIW1, SOSRI, SOSRI2, and the fixed time step Euler-Maruyama and a Runge-Kutta Milstein schemes for Equation 67 and the multiplicative noise Lotka-Volterra Equation 73. As with Equation 70, Equation 73 does not have an analytical solution so a reference solution was computed using a low tolerance solution via SOSRI for each Brownian trajectory. The results show that there is a minimal difference in efficiency between the SRI algorithms for errors over the interval  $[10^{-6}, 10^{-2}]$ , while these algorithms are all significantly more efficient than the lower order algorithms when the required error is  $< 10^{-2}$  (Figure 9A-D). The weak error work-precision diagrams show that when using between 100 to 10,000 trajectories, the weak error is less than the sample error in the regime where there is no discernible efficiency difference between the SRI methods. These results show that in the regime of mild accuracy on non-stiff equations, these methods are much more efficient than low order methods yet achieve the same efficiency as the non-stability optimized SRI variants. Note that these results also show the conservativeness of the error estimators.

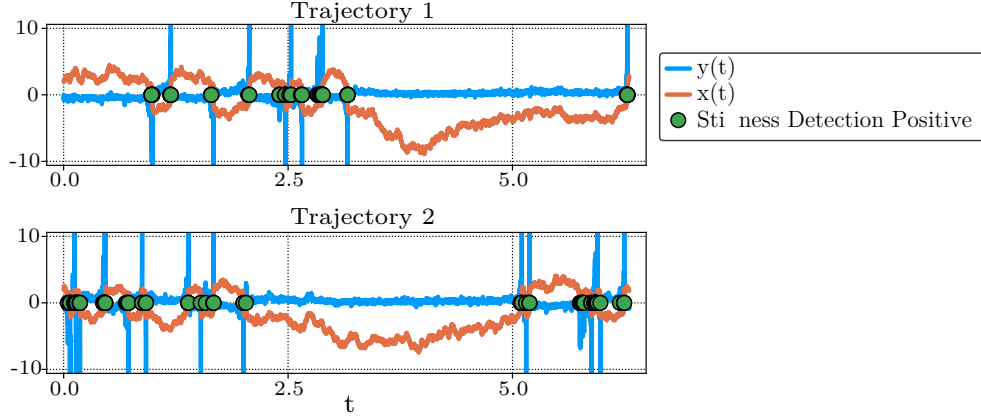


Figure 8: **Stiffness detection in the Van der Pol equations with additive noise Equation 72.** Two representative trajectories to Equation 7 are plotted. The green dots indicate time-points where the stiffness detection algorithm detected stiffness.

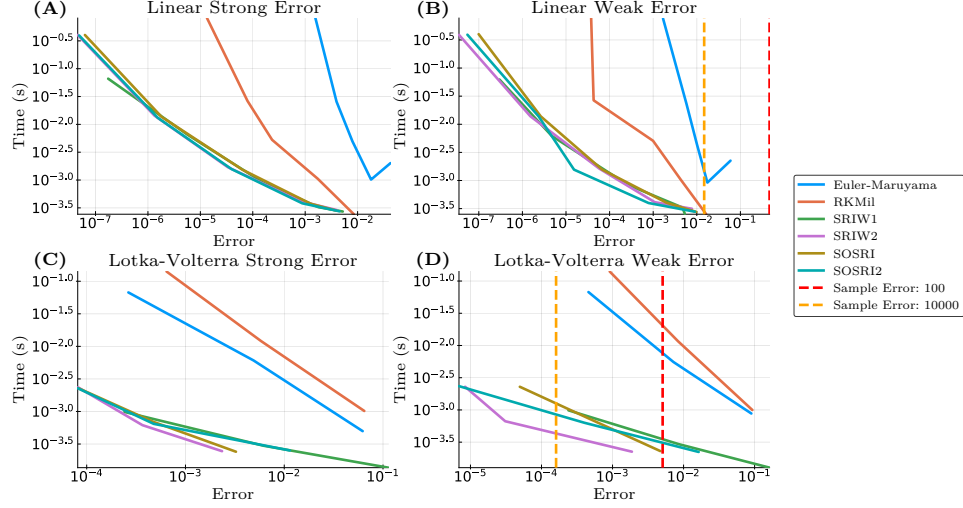


Figure 9: **SOSRI efficiency on non-stiff test equations.** The error was taken as the average of 10,000 trajectories for the Equation 67 and 100 trajectories for the Lotka-Volterra Equation 73. The sample error was determined for the weak error as the normal 95% confidence interval for the mean using the variance of the true solution Equation 68 or the variance of the estimated true solutions via low tolerance solutions. The time is the average time to compute a trajectory and is averaged over 1000 runs at the same tolerance or step size. (A) Shown are the work-precision plots for the methods on Equation 67. Each of the adaptive time-stepping methods solved the problem on the interval using changing values of tolerances, with  $tol = abstol = reltol$  starting at  $10^{-1}$  and ending at  $10^{-5}$  going in increments of 10. The fixed time-stepping methods used time steps of size  $h = 5^{-2}$  to  $h = 5^{-7}$ , changing the value by factors of 5. The error is the strong  $l_2$  error computed over the time series. (B) Same setup as the previous plot but using the weak error at the final time-point. (C) Shown are the work-precision plots for the methods on the multiplicative noise Lotka-Volterra Equation 73. Each of the adaptive time-stepping methods solved the problem on the interval using changing values of tolerances, with  $tol = abstol = reltol$  starting at  $4^{-2}$  and ending at  $4^{-4}$  going in increments of 4. The fixed time-stepping methods used time steps of size  $h = 1/12^{-2.5}$  to  $h = 1/12^{-6.5}$ , changing the value by factors of 12. The error is the strong  $l_2$  error computed over the time series. (D) Same setup as the previous plot but using the weak error at the final time-point.

Algorithm	Abstol	Reltol	Run-time (seconds)	Relative Time (vs SOSRI)
SOSRI	$2^{-7}$	$2^{-4}$	2.62	1.0x
SOSRI	$2^{-7}$	$2^{-6}$	2.75	1.0x
SOSRI	$2^{-12}$	$2^{-15}$	8.78	3.3x
SOSRI	$2^{-13}$	$2^{-7}$	3.05	1.2x
SOSRI2	$2^{-12}$	$2^{-15}$	8.69	3.3x
SOSRI2	$2^{-13}$	$2^{-11}$	5.56	2.2x
SRIW1	$2^{-13}$	$2^{-7}$	15.16	5.8x
Euler-Maruyama			169.96	64.8x
Runge-Kutta Milstein			182.59	69.6x
Fixed Time-step SRIW1			424.30	161.7x
DISTM ( $\theta = \frac{1}{2}$ )			8912.91	3396x

Table 2: **SRI times for the the EMT model on  $t \in [0, 1]$ .** The equations were solved 10,000 times with the given tolerances to completion and the elapsed time was recorded. The fixed time step methods had their  $\Delta t$  determined as the largest  $\Delta t$  in increments of powers of 2 that produced no unstable trajectories, as shown in [29]. DISTM is the Drift-Implicit Stochastic  $\theta$ -Method

### 6.3.2 Epithelial-Mesenchymal Transition (EMT) Model (20 Pathwise Stiff SDEs)

To test the real consequences of the enhanced stability, we use the Epithelial-Mesenchymal Transition (EMT) model of 20 pathwise stiff reaction equations introduced in [14], studied as a numerical test in [29], and written in Section A.7. In the previous work it was noted that  $t \in [0, 1]$  was a less stiff version of this model. Thus we first tested the speed that the methods could solve for 10,000 trajectories with no failures due to numerical instabilities. The tolerances were tuned for each method by factors of 2 and finding the largest values that were stable. Since SOSRI demonstrated that its stability is much higher than even SOSRI2, we show the effect of tolerance changes on SOSRI as well. The results show that at similar tolerances the SOSRI method takes nearly 5x less time than SRIW1 (Table 2). However, there is an upper bound on the tolerances before the adaptivity is no longer able to help keep the method stable. For SRIW1, this bound is much lower, causing it to run more than 15x slower than the fastest SOSRI setup. Interestingly SOSRI2 required a higher tolerance than SRIW1 but was 3x faster than SRIW1’s fastest setup. We note that SOSRI’s highest relative tolerance  $2^{-7} \approx 7 \times 10^{-3}$  is essentially requiring 4 digits of accuracy (in strong error) when considering the conservativeness of the error estimator, which is far beyond the accuracy necessary in many cases. Lastly, we note that the SOSRI method is able to solve for 10,000 stable trajectories more than 60x faster than any of the tested fixed time step methods.

We then timed the run time to solve 10 trajectories in the  $t \in [0, 500]$  case (Table 3). This time we found the optimal tolerance in terms of powers of 10. Once again, SRIW1 needed a lower tolerance than is necessary in order to stay stable. SOSRI is able to solve the problem only asking for around  $tol = 10^{-2}$ , while the others require more (especially in absolute tolerance as there is a stiff reactant whose values travel close to zero). One interesting point to note is that at similar tolerances both SOSRI and SOSRI2 receive similar timings and both over 6 times faster than the fastest SRIW1 tolerance setup. Both are nearly twice as fast as SRIW1 when matching tolerances as well. Given the conservativeness of the error estimators generally being around 2 orders of magnitude more precise than the local error estimate, the low tolerance solutions are accurate enough for many phenomenological experiments and thus present a good speedup over previous methods. The timings for Euler-Maruyama and Runge-Kutta Milstein schemes are omitted since the tests were unable to finish. From the results of [29] we note that the average  $dt$  for SRIW1 on the edge of its stability had that the smallest  $dt$  was approximately  $10^{-11}$ . The stability region for fixed step-size Euler-Maruyama is strictly smaller than SRIW1 (Figure 4) which suggests that it would require around  $5 \times 10^{12}$  time steps (with Runge-Kutta Milstein being similar) to solve to  $t = 500$ . Thus, given it takes on our setup extrapolating the time given 170 seconds for  $2^{20}$  steps, this projects to around  $1.6 \times 10^8$  seconds, or approximately 5 years.

Algorithm	Abstol	Reltol	Run-time (seconds)	Relative Time (vs SOSRI)
SOSRI	$10^{-2}$	$10^{-2}$	22.47	1.0x
SOSRI	$10^{-4}$	$10^{-4}$	73.62	3.3x
SOSRI	$10^{-5}$	$10^{-3}$	89.19	4.0x
SOSRI2	$10^{-4}$	$10^{-4}$	76.12	3.4x
SOSRI2	$10^{-5}$	$10^{-3}$	121.75	5.4x
SRIW1	$10^{-5}$	$10^{-3}$	147.89	6.6x
DIRKM ( $\theta = \frac{1}{2}$ )			7378.55	328.3x
DIEM ( $\theta = \frac{1}{2}$ )			8796.47	391.4x

Table 3: **SRI times for the the EMT model on  $t \in [0, 500]$ .** The equations were solved 10 times with the given tolerances to completion and the elapsed time was recorded. The fixed timestep methods had their  $\Delta t$  chosen by incrementing by  $10^{-5}$  until 10 consecutive trajectories were stable. Drift-Implicit Euler Maruyama (DIEM) had  $\Delta t = \frac{1}{60000}$  and Drift-Implicit Runge-Kutta Milstein (DIRKM) had  $\Delta t = \frac{1}{50000}$ .

Algorithm	Abstol	Reltol	Run-time (seconds)	Relative Time (vs SOSRI)
SOSRI	$10^{-1}$	$10^{-2}$	700.76	1.0x
SOSRI2	$10^{-3}$	$10^{-3}$	1016.61	1.5x
Euler-Maruyama			1758.85	2.5x
SRIW1	$10^{-5}$	$10^{-3}$	4205.52	6.0x

Table 4: **SRI times for the the retinoic acid SPDE model on  $t \in [0, 500]$ .** The equations were solved twice with the given tolerances to completion and the elapsed time was recorded. The tolerances were chosen as the highest pair of tolerances which did not diverge (going up by powers of 10). Note that none of the cases did the two timings vary by more than 1% of the total run time. Euler-Maruyama used time steps of  $\Delta t = 1/20000$  since we note that at  $\Delta t = 1/10000$  approximately half of the trajectories (simulating 10) were unstable.

### 6.3.3 Retinoic Acid Stochastic Partial Differential Equation Model (6x20x100 Semi-Stiff SDEs)

As another test we applied the methods to a method of lines discretization of a stochastic partial differential equation (SPDE) describing the spatial regulation of the zebrafish hindbrain via retinoic acid signaling (Section A.8) [31]. The discretization results in a system of  $6 \times 20 \times 100$  SDEs. Starting from an initial zero state, a concentration gradient emerges over  $t \in [0, 500]$ . Each of the methods solved the problem at the highest tolerance that was stable giving the results in Table 4. Time stepping for this problem is heavily limited by the high diffusion constant which results in a strict CFL condition for the 2nd order finite difference discretization that is used (in the PDE sense), making this problem's stepping stability-bound for explicit methods. Because of this stiffness in the real axis, we found that the previous high order adaptive method SRIW1 did not perform well on this problem in comparison to Euler-Maruyama because the drift term is expensive and the extra function calls outweighed the slightly larger timesteps. However, the enhanced stability of the SOSRI and SOSRI2 methods allowed for much larger time steps while keeping the same number of  $f$  calls per step, resulting in a more efficient solution when high accuracy is not necessary. We note that the drift-implicit stochastic  $\theta$ -method and drift implicit  $\theta$ Runge-Kutta Milstein methods were too inefficient to estimate since their time steps were constrained to be near that of the Euler-Maruyama equation due to divergence of the Newton iterations. This SPDE could also be solved via SKenCarp by using the transformation of Section 4, but from experiments on the PDE we note that efficient solution of the implicit equations would require using a preconditioned Krylov method due to the size of the system and thus it is left for future investigation.

## 7 Discussion

In this work we derived stability-optimized SRK methods for additive and diagonal noise equations, and used a transformation to allow the additive noise methods to solve affine noise problems. Many other equations

can be reduced to the additive noise case as well using the same means. Importantly, our derivation methods utilized heavy computational tools in order to approximately optimize otherwise intractable equations. This same method of derivation can easily be scaled up to higher orders, and by incorporating the coefficients for higher conditions, efficiency can be optimized as well by adding the norm of the principle error coefficients to the optimization function. The majority of the search was performed using global optimizers in massive parallel using a hand-optimized CUDA kernel for the numerical integral of the characteristic function, replacing man-hours with core-hours and effectively optimizing the method. The clear next steps are to find SRA and SRI methods with minimal error estimates and sensible stability regions for the cases in which lower strong error matters, and similar optimizations on SRK methods developed for small noise problems. We note that high strong order methods were investigated because of their better trajectory-wise convergence, allowing for a more robust solution and error estimation since our application to transiently pathwise stiff equations requires such properties.

In this work we also derived L-stable methods for additive (and thus multiplicative and affine) noise equations, and computationally could not find an A-B-L stable method. While our method does not prove that no 2-stage A-B-L method exists, we have at least narrowed down its possibility. Additionally an extension of a well-known ESDIRK method to additive noise was developed. These ESDIRK methods have an extension which allows for mass-matrices in the problem formulation. Using singular mass matrices, these methods also present themselves as integrators for a form of SDAEs with deterministic constraints. This method has an implicit-explicit (IMEX) extension and the stochastic extension was compatible with both tableaux. We showed that this IMEX version of the method could numerically converge at order 2.0 on a test problem (matching the other SRA methods), indicating that it may achieve the sufficient condition. As an adaptive high order IMEX method, the ODE version of the method is a common choice for large discretizations of PDEs. Thus this method could present itself as a potentially automatic and efficient option for discretizations of large affine noise SPDEs by being able to use a low number of time steps while minimizing the amount of work required to solve the implicit equation. We note that adaptivity along with efficient stage predictors was required to be more efficient than the common stochastic theta methods since divergence of quasi-Newton steps can be common if care is not taken. After engineering the method with all of the components together, the benchmark results showed large efficiency gains over both the previous drift-implicit and stability-optimized explicit methods. While previous literature questioned the applicability of L-stable integrators to stochastic differential equations due to high error in the slow variables [25], our computations show that this analysis may be misled by analyzing strong order 0.5 methods. With our higher strong order methods we see sufficiently accurate results on real stiff problems, and this is greatly helped by time stepping adaptivity.

The main caveat for our methods is the restrictions on the form of noise. While we have shown that an enlarged class of problems (affine noise) can be handled by the integrators for additive noise problems, this is still a very special case in the scope of possible SDEs. Diagonal noise is a much expanded scope but is still constrained, and our implicit methods were only derived for the additive noise case. Further research should focus on the expansion of these techniques to high order adaptive ESDIRK diagonal noise integrators. In addition, when  $g$  is non-zero a “diagonal noise” problem over the complex plane does not have diagonal noise (due to the mixing of real and complex parts from complex multiplication, and reinterpretation as a  $2n$  real system). Thus these methods are not applicable to problems defined in the complex plane with complex Wiener processes. Development of similar integrators for commutative noise problems could allow for similar performance benefits on such problems and is a topic for future research.

Additionally, we were not able to sufficiently improve the stability along the noise axis with our explicit diagonal noise methods. However, this is likely due to explicitness in the noise term. Recent research has shown that step splitting which utilize a predicted step in the diffusion calculation can significantly improve the stability of a method [19, 42]. Given this, we conjecture that a form of predictor-correction, such as:

$$X_{n+1} = X_n + \sum_{i=1}^s \alpha_i f\left(t_n + c_i^{(0)}h, H_i^{(0)}\right) \quad (61)$$

$$+ \sum_{i=1}^s \left( \beta_i^{(1)} I_{(1)} + \beta_i^{(2)} \frac{I_{(1,1)}}{\sqrt{h}} + \beta_i^{(3)} \frac{I_{(1,0)}}{h} + \beta_i^{(4)} \frac{I_{(1,1,1)}}{h} \right) g\left(t_n + c_i^{(1)}h\right) \quad (62)$$



with stages

$$\overline{H_i^{(1)}} = X_n + \sum_{j=1}^s A_{ij}^{(1)} f\left(t_n + c_j^{(0)} h, H_j^{(0)}\right) h + \sum_{j=1}^s B_{ij}^{(1)} g\left(t_n + c_j^{(1)} h, H_i^{(1)}\right) \sqrt{h} \quad (63)$$

$$H_i^{(0)} = X_n + \sum_{j=1}^s A_{ij}^{(0)} f\left(t_n + c_j^{(0)} h, H_j^{(0)}\right) h + \sum_{j=1}^s B_{ij}^{(0)} g\left(t_n + c_j^{(1)} h, \overline{H_i^{(1)}}\right) \frac{I_{(1,0)}}{h} \quad (64)$$

$$H_i^{(1)} = X_n + \sum_{j=1}^s A_{ij}^{(1)} f\left(t_n + c_j^{(0)} h, H_j^{(0)}\right) h + \sum_{j=1}^s B_{ij}^{(1)} g\left(t_n + c_j^{(1)} h, \overline{H_i^{(1)}}\right) \sqrt{h}$$

could improve the noise stability of the method while keeping explicitness and the same tableau. However, proper convergence and stability analysis would require significant effort.

Our timings show that the current high order SRK methods are stability-bound and that when scientific studies are only looking for small amounts of accuracy in stochastic simulations, most of the computational effort is lost to generating more accurate than necessary solutions in order to satisfy stability constraints. For additive noise problems we were able to obtain solutions about 5x-30x faster and for diagonal noise approximately 6x than the current adaptive methods (SRA1, SRA3, SRIW1), while common methods like Euler-Maruyama and Drift-Implicit  $\theta$  Runge-Kutta Milstein were in many cases hundreds of times slower or in many cases could not even finish. We have also shown that these methods are very robust even at high tolerances and have a tendency to produce the correct qualitative results on semi-stiff equations (via plots) even when the user chosen accuracy is low. Given that the required user input is minimal and work over a large range of stiffness, we see these as very strong candidates for default general purpose solvers for problem-solving environments such as MATLAB and Julia since they can easily and efficiently produce results which are sufficiently correct. Due to a choice in the optimization, the SOSRA and SOSRA2 methods are not as efficient at low tolerances as SRA3, so SRA3 should be used when high accuracy is necessary (on additive or affine noise problems). However, in many cases like integrating to find steady distributions of bistable parameter regimes or generating trajectories of phenomenological models, this ability to quickly get a more coarse estimate is valuable.

The stiffness detection in SDEs is a novel addition which we have demonstrated can act very robustly. It has a control parameter  $\omega$  which can be used to control the false positive and false negative rate as needed. Note that stiff methods can achieve similar largest eigenvalue estimates directly from the Jacobians of  $f$  (and  $g$ ) given that the methods are implicit (or in the case of Rosenbrock methods, the Jacobian must still be computed), and thus this can be paired with a stiff solver to allow for automatic switching between stiff and non-stiff solvers. Given that the cost for such stiffness checks is minimal and the demonstrated efficiency of the implicit methods on stiff equations, we are interested in future studies on the efficiency of such composite method due to the stochastic nature of stiffness in SDEs.

## A Appendix I: Test Equations

### A.1 Additive Noise Test Equation

$$dX_t = \left( \frac{\beta}{\sqrt{1+t}} - \frac{1}{2(1+t)} X_t \right) dt + \frac{\alpha\beta}{\sqrt{1+t}} dW_t, \quad X_0 = \frac{1}{2}, \quad (65)$$

where  $\alpha = \frac{1}{10}$  and  $\beta = \frac{1}{20}$  with true solution

$$X_t = \frac{1}{\sqrt{1+t}} X_0 + \frac{\beta}{\sqrt{1+t}} (t + \alpha W_t). \quad (66)$$

### A.2 Diagonal Noise Test Equation

$$dX_t = \alpha X_t dt + \beta X_t dW_t \quad X_0 = \frac{1}{2}, \quad (67)$$

where  $\alpha = \frac{1}{10}$  and  $\beta = \frac{1}{20}$  with true solution

$$X_t = X_0 e^{(\beta - \frac{\alpha^2}{2})t + \alpha W_t}. \quad (68)$$

### A.3 Split Additive Test Equation

$$dX_t = (f_1(t, X_t) + f_2(t, X_t)) dt + \frac{\alpha\beta}{\sqrt{1+t}} dW_t, \quad X_0 = \frac{1}{2}, \quad (69)$$

where

$$f_1(t, X_t) = \frac{\beta}{\sqrt{1+t}}$$

$$f_2(t, X_t) = -\frac{1}{2(1+t)} X_t$$

with true solution Equation 66.

### A.4 Additive Noise Lotka-Volterra

$$dx = (ax - bxy) dt + \sigma_A dW_t^1$$

$$dy = (-cy + dxy) dt + \sigma_A dW_t^2 \quad (70)$$

where  $a = 1.5$ ,  $b = 1$ ,  $c = 3.0$ ,  $d = 1.0$ ,  $\sigma_A = 0.01$ .

### A.5 Additive Noise Van Der Pol

The driven Van Der Pol equation is

$$dy = \mu((1 - x^2)y - x) dt$$

$$dx = y dt \quad (71)$$

The additive noise variant is

$$dy = \mu((1 - x^2)y - x) dt + \rho dW_t^{(1)}$$

$$dx = y + \rho dW_t^{(2)} \quad (72)$$

### A.6 Multiplicative Noise Lotka-Volterra

$$dx = (ax - bxy) dt + \sigma_A dW_t^1$$

$$dy = (-cy + dxy) dt + \sigma_A dW_t^2 \quad (73)$$

where  $a = 1.5$ ,  $b = 1$ ,  $c = 3.0$ ,  $d = 1.0$ ,  $\sigma_A = 0.01$ .

### A.7 Epithelial-Mesenchymal Transition Model

The Epithelial-

Mesenchymal Transition (EMT) model is given by the following system of SDEs which correspond to a chemical reaction network modeled via mass-action kinetics with Hill functions for the feedbacks. This model was introduced in [14].

$$\begin{aligned} A &= (([TGF] + [TGF0](t)) / J0_{snail})^{n0_{snail}} + ([OVOL2] / J1_{snail})^{n1_{snail}} \\ \frac{d[snail1]_t}{dt} &= k0_{snail} + k_{snail} \frac{(([TGF] + [TGF0](t)) / J0_{snail})^{n0_{snail}}}{(1 + A)(1 + [SNAIL] / J2_{snail})} \end{aligned}$$

$$\begin{aligned}
& - kd_{snail}([snail1] - [SR]) - kd_{SR}[SR] \\
\frac{d[SNAIL]}{dt} &= k_{SNAIL}([snail1] - [SR]) - kd_{SNAIL}[SNAIL] \\
\frac{d[miR34]}{dt} &= k_{O34} + \frac{k_{34}}{1 + ([SNAIL]/J1_{34})^{n1_{34}} + ([ZEB]/J2_{34})^{n2_{34}}} \\
& - kd_{34}([miR34] - [SR]) - (1 - \lambda_{SR})kd_{SR}[SR] \\
\frac{d[SR]}{dt} &= Tk(K_{SR}([snail1] - [SR])([miR34] - [SR]) - [SR]) \\
\frac{d[zeb]}{dt} &= k_{0zeb} + k_{zeb} \frac{([SNAIL]/J1_{zeb})^{n1_{zeb}}}{1 + ([SNAIL]/J1_{zeb})^{n1_{zeb}} + ([OVOL2]/J2_{zeb})^{n2_{zeb}}} \\
& - kd_{zeb} \left( [zeb] - \sum_{i=1}^5 C_5^i [ZR_i] \right) - \sum_{i=1}^5 kd_{ZR_i} C_5^i [ZR_i] \\
\frac{d[ZEB]}{dt} &= k_{ZEB} \left( [zeb] - \sum_{i=1}^5 C_5^i [ZR_i] \right) - kd_{ZEB}[ZEB] \\
\frac{d[miR200]}{dt} &= k_{0200} + \frac{k_{200}}{1 + ([SNAIL]/J1_{200})^{n1_{200}} + ([ZEB]/J2_{200})^{n2_{200}}} \\
& - kd_{200} \left( [miR200] - \sum_{i=1}^5 iC_5^i [ZR_i] - [TR] \right) \\
& - \sum_{i=1}^5 (1 - \lambda_i) kd_{ZR_i} C_5^i i [ZR_i] - (1 - \lambda_{TR}) kd_{TR}[TR] \\
\frac{d[ZR_1]}{dt} &= Tk \left( K_1 \left( [miR200] - \sum_{i=1}^5 iC_5^i [ZR_i] - [TR] \right) \right. \\
& \left. \left( [zeb] - \sum_{i=1}^5 C_5^i [ZR_i] \right) - [ZR_1] \right) \\
\frac{d[ZR_2]}{dt} &= Tk \left( K_2 \left( [miR200] - \sum_{i=1}^5 iC_5^i [ZR_i] - [TR] \right) [ZR_1] - [ZR_2] \right) \\
\frac{d[ZR_3]}{dt} &= Tk \left( K_3 \left( [miR200] - \sum_{i=1}^5 iC_5^i [ZR_i] - [TR] \right) [ZR_1] - [ZR_3] \right) \\
\frac{d[ZR_4]}{dt} &= Tk \left( K_4 \left( [miR200] - \sum_{i=1}^5 iC_5^i [ZR_i] - [TR] \right) [ZR_1] - [ZR_4] \right) \\
\frac{d[ZR_5]}{dt} &= Tk \left( K_5 \left( [miR200] - \sum_{i=1}^5 iC_5^i [ZR_i] - [TR] \right) [ZR_1] - [ZR_5] \right) \\
\frac{d[tgf]}{dt} &= k_{tgf} - kd_{tgf}([tgf] - [TR]) - kd_{TR}[TR] \\
\frac{d[TGF]}{dt} &= k_{0TGF} + k_{TGF}([tgf] - [TR]) - kd_{TGF}[TGF] \\
\frac{d[TR]}{dt} &= Tk \left( K_{TR} \left( [miR200] - \sum_{i=1}^5 iC_5^i [ZR_i] - [TR] \right) ([tgf] - [TR]) - [TR] \right) \\
\frac{d[Ecad]}{dt} &= k_{0E} + \frac{k_{E1}}{1 + ([SNAIL]/J1_E)^{n1_E}} + \frac{k_{E2}}{1 + ([ZEB]/J2_E)^{n2_E}} - kd_E[Ecad] \\
B &= k_{V1} \frac{([SNAIL]/J1_V)^{n1_V}}{1 + ([SNAIL]/J1_V)^{n1_V}} + k_{V2} \frac{([ZEB]/J2_V)^{n2_V}}{1 + ([ZEB]/J2_V)^{n2_V}} \\
\frac{d[Vim]}{dt} &= k_{0V} + \frac{B}{(1 + [OVOL2]/J3_V)} - kd_V[Vim] \\
\frac{d[OVOL2]}{dt} &= k_{00} + k_0 \frac{1}{1 + ([ZEB]/J_0)^{n_0}} - kd_O[OVOL2] \\
\frac{d[OVOL2]_p}{dt} &= k_{Op}[OVOL2] - kd_{Op}[OVOL2]_p
\end{aligned}$$

Parameter	Value	Parameter	Value	Parameter	Value	Parameter	Value
$J1_{200}$	3	$J1_E$	0.1	$K_2$	1	$k0_O$	0.35
$J2_{200}$	0.2	$J2_E$	0.3	$K_3$	1	$kO_{200}$	0.0002
$J1_{34}$	0.15	$J1_V$	0.4	$K_4$	1	$kO_{34}$	0.001
$J2_{34}$	0.35	$J2_V$	0.4	$K_5$	1	$kd_{snail}$	0.09
$J_O$	0.9	$J3_V$	2	$K_{TR}$	20	$kd_{tgf}$	0.1
$J0_{snail}$	0.6	$J1_{zeb}$	3.5	$K_{SR}$	100	$kd_{zeb}$	0.1
$J1_{snail}$	0.5	$J2_{zeb}$	0.9	$TGF0$	0	$kd_{TGF}$	0.9
$J2_{snail}$	1.8	$K_1$	1	$Tk$	1000	$kd_{ZEB}$	1.66
$k0_{snail}$	0.0005	$k0_{zeb}$	0.003	$\lambda_1$	0.5	$k0_{TGF}$	1.1
$n1_{200}$	3	$n1_{snail}$	2	$\lambda_2$	0.5	$k0_E$	5
$n2_{200}$	2	$n1_E$	2	$\lambda_3$	0.5	$k0_V$	5
$n1_{34}$	2	$n2_E$	2	$\lambda_4$	0.5	$k_{E1}$	15
$n2_{34}$	2	$n1_V$	2	$\lambda_5$	0.5	$k_{E2}$	5
$n_O$	2	$n2_V$	2	$\lambda_{SR}$	0.5	$k_{V1}$	2
$n0_{snail}$	2	$n2_{zeb}$	6	$\lambda_{TR}$	0.5	$k_{V2}$	5
$k_O$	1.2	$k_{200}$	0.02	$k_{34}$	0.01	$k_{tgf}$	0.05
$k_{zeb}$	0.06	$k_{TGF}$	1.5	$k_{SNAIL}$	16	$k_{ZEB}$	16
$kd_{ZR_1}$	0.5	$kd_{ZR_2}$	0.5	$kd_{ZR_3}$	0.5	$kd_{ZR_4}$	0.5
$kd_{ZR_5}$	0.5	$kd_O$	1.0	$kd_{200}$	0.035	$kd_{34}$	0.035
$kd_{SR}$	0.9	$kd_E$	0.05	$kd_V$	0.05	$k_{Op}$	10
						$kd_{Op}$	10

Table 5: Table of Parameter Values for the EMT Model.

where

$$\begin{aligned}
\sum_{i=1}^5 iC_5^i [ZR_i] &= 5 [ZR_1] + 20 [ZR_2] + 30 [ZR_3] + 20 [ZR_4] + 5 [ZR_5], \\
\sum_{i=1}^5 C_5^i [ZR_i] &= 5 [ZR_1] + 10 [ZR_2] + 10 [ZR_3] + 5 [ZR_4] + [ZR_5], \\
[TGF0](t) &= \begin{cases} \frac{1}{2} & t > 100 \\ 0 & o.w. \end{cases}
\end{aligned}$$

The parameter values are given in Table 5.

## A.8 Retinoic Acid SPDE Model

$$\begin{aligned}
d[RA_{out}] &= (\beta(x) + D\Delta[RA_{out}] - b[RA_{out}] + c[RA_{in}]) dt + \sigma_{RA_{out}} dW_t^{out} \\
d[RA_{in}] &= \left( b[RA_{out}] + \delta[BP][RA - RAR] - \left( \gamma[BP] + \eta + \frac{\alpha[RA - RAR]}{\omega + [RA - RAR]} - c \right) [RA_{in}] \right) dt \\
d[RA - BP] &= (\gamma[BP][RA_{in}] + \lambda[BP][RA - RAR] - (\delta + \nu[RAR])[RA - BP]) dt \\
d[RA - RAR] &= (\nu[RA - BP][RAR] - \lambda[BP][RA - RAR]) dt + \sigma_{RA - RAR} [RA - RAR] dW_t^{RA - RAR} \\
d[BP] &= \left( a - \lambda[BP][RA - RAR] - \gamma[BP][RA_{in}] + (\delta + \nu[RAR])[RA - BP] - u[BP] + \frac{d[RA - RAR]}{e + [RA - RAR]} \right) dt \\
d[RAR] &= (\varsigma - \nu[RA - BP][RAR] + \lambda[BP][RA - RAR] - r[RAR]) dt
\end{aligned}$$

where  $\beta(x) = \beta_0 H(x - 40)$  with  $H$  the Heaviside step function and  $x = 40$  is the edge of retinoic acid production [31]. The space was chosen as  $[-100, 400] \times [0, 100]$  with  $\Delta x = \Delta y = 5$ . The boundary conditions were no-flux on every side except the right side which had leaky boundary conditions with parameter  $kA = 0.002$ , though full no-flux does not noticeably change the results. The parameter values are given in Table 6.

## B Appendix I: SKenCarp, SOSRA, and SOSRI Tableaus

All entries not listed are zero.

Parameter	Value	Parameter	Value	Parameter	Value
$\sigma_{RA_{in}}, \sigma_{RA-RAR}, \sigma_{RA_{out}}$	0.1	$\omega$	100	$u$	0.01
$b$	0.17	$\gamma$	3.0	$d$	0.1
$\alpha$	10000	$\delta$	0.0013	$e$	1
$\beta_0$	1	$\eta$	0.0001	$a$	1
$c$	0.1	$r$	0.0001	$\zeta$	0.02
$\nu$	0.85	$\lambda$	0.85	$D$	250.46

Table 6: Table of Parameter Values for the EMT Model.

## B.1 SKenCarp Exact Values

$$K_1 = 87294609440832483406992237$$

$$K_2 = -53983406399371387722712393713535786276$$

$$K_3 = 26826820\sqrt{6853072660943221216270384658311461343029149665543510113394397}$$

$$K_4 = \frac{K_1(K_2 - K_3)}{4868738516734691891458097}$$

$$B_{2,1}^{(0)} = \frac{K_4 - 354038415192410790619483213666362001932}{210758174113231167877981435258781706648},$$

$$B_{4,3}^{(0)} = \frac{K_2 - K_3}{8606625878152317177894269252900546591},$$

$$B_{i,j}^{(0)} = 0 \text{ o.w.}$$

## B.2 SOSRA

Coefficient	Value	Coefficient	Value
$\alpha_1$	0.2889874966892885	$\beta_3^{(1)}$	0.27753845684143835
$\alpha_2$	0.6859880440839937	$\beta_1^{(2)}$	0.4237535769069274
$\alpha_3$	0.025024459226717772	$\beta_2^{(2)}$	0.6010381474428539
$c_1^{(0)}$	0	$\beta_3^{(2)}$	-1.0247917243497813
$c_2^{(0)}$	0.6923962376159507	$A_{2,1}^{(0)}$	0.6923962376159507
$c_3^{(0)}$	1	$A_{3,1}^{(0)}$	-3.1609142252828395
$c_1^{(1)}$	0	$A_{3,2}^{(0)}$	4.1609142252828395
$c_2^{(1)}$	0.041248171110700504	$B_{2,1}^{(0)}$	1.3371632704399763
$c_3^{(1)}$	1	$B_{3,1}^{(0)}$	1.442371048468624
$\beta_1^{(1)}$	-16.792534242221663	$B_{3,2}^{(0)}$	1.8632741501139225
$\beta_2^{(1)}$	17.514995785380226		

### B.3 SOSRA2

Coefficient	Value	Coefficient	Value
$\alpha_1$	0.4999999999999998	$\beta_3^{(1)}$	0.07561967854316998
$\alpha_2$	-0.9683897375354181	$\beta_1^{(2)}$	1
$\alpha_3$	1.4683897375354185	$\beta_2^{(2)}$	-0.8169981105823436
$c_1^{(0)}$	0	$\beta_3^{(2)}$	-0.18300188941765633
$c_2^{(0)}$	1	$A_{2,1}^{(0)}$	1
$c_3^{(0)}$	1	$A_{3,1}^{(0)}$	0.9511849235504364
$c_1^{(1)}$	0	$A_{3,2}^{(0)}$	0.04881507644956362
$c_2^{(1)}$	1	$B_{2,1}^{(0)}$	0.7686101171003622
$c_3^{(1)}$	1	$B_{3,1}^{(0)}$	0.43886792994934987
$\beta_1^{(1)}$	0	$B_{3,2}^{(0)}$	0.7490415909204886
$\beta_2^{(1)}$	0.92438032145683		

### B.4 SOSRI

Coefficient	Value	Coefficient	Value
$A_{2,1}^{(0)}$	-0.04199224421316468	$\alpha_3$	0.4736296532772559
$A_{3,1}^{(0)}$	2.842612915017106	$\alpha_4$	0.026404498125060714
$A_{3,2}^{(0)}$	-2.0527723684000727	$c_2^{(0)}$	-0.04199224421316468
$A_{4,1}^{(0)}$	4.338237071435815	$c_3^{(0)}$	0.7898405466170333
$A_{4,2}^{(0)}$	-2.8895936137439793	$c_4^{(0)}$	3.7504010171562823
$A_{4,3}^{(0)}$	2.3017575594644466	$c_1^{(1)}$	0
$A_{2,1}^{(1)}$	0.26204282091330466	$c_2^{(1)}$	0.26204282091330466
$A_{3,1}^{(1)}$	0.20903646383505375	$c_3^{(1)}$	0.05879875232001766
$A_{3,2}^{(1)}$	-0.1502377115150361	$c_4^{(1)}$	0.758661169101175
$A_{4,1}^{(1)}$	0.05836595312746999	$\beta_1^{(1)}$	-1.8453464565104432
$A_{4,2}^{(1)}$	0.6149440396332373	$\beta_2^{(1)}$	2.688764531100726
$A_{4,3}^{(1)}$	0.08535117634046772	$\beta_3^{(1)}$	-0.2523866501071323
$B_{2,1}^{(0)}$	-0.21641093549612528	$\beta_4^{(1)}$	0.40896857551684956
$B_{3,1}^{(0)}$	1.5336352863679572	$\beta_1^{(2)}$	0.4969658141589478
$B_{3,2}^{(0)}$	0.26066223492647056	$\beta_2^{(2)}$	-0.5771202869753592
$B_{4,1}^{(0)}$	-1.0536037558179159	$\beta_3^{(2)}$	-0.12919702470322217
$B_{4,2}^{(0)}$	1.7015284721089472	$\beta_4^{(2)}$	0.2093514975196336
$B_{4,3}^{(0)}$	-0.20725685784180017	$\beta_1^{(3)}$	2.8453464565104425
$B_{2,1}^{(1)}$	-0.5119011827621657	$\beta_2^{(3)}$	-2.688764531100725
$B_{3,1}^{(1)}$	2.67767339866713	$\beta_3^{(3)}$	0.2523866501071322
$B_{3,2}^{(1)}$	-4.9395031322250995	$\beta_4^{(3)}$	-0.40896857551684945
$B_{4,1}^{(1)}$	0.15580956238299215	$\beta_1^{(4)}$	0.11522663875443433
$B_{4,2}^{(1)}$	3.2361551006624674	$\beta_2^{(4)}$	-0.57877086147738
$B_{4,3}^{(1)}$	-1.4223118283355949	$\beta_3^{(4)}$	0.2857851028163886
$\alpha_1$	1.140099274172029	$\beta_4^{(4)}$	0.17775911990655704
$\alpha_2$	-0.6401334255743456		

## B.5 SOSRI2

Coefficient	Value	Coefficient	Value
$A_{2,1}^{(0)}$	0.13804532298278663	$\alpha_3$	0.686995463807979
$A_{3,1}^{(0)}$	0.5818361298250374	$\alpha_4$	-0.2911544680711602
$A_{3,2}^{(0)}$	0.4181638701749618	$c_2^{(0)}$	0.13804532298278663
$A_{4,1}^{(0)}$	0.4670018408674211	$c_3^{(0)}$	1
$A_{4,2}^{(0)}$	0.8046204792187386	$c_4^{(0)}$	1
$A_{4,3}^{(0)}$	-0.27162232008616016	$c_1^{(1)}$	0
$A_{2,1}^{(1)}$	0.45605532163856893	$c_2^{(1)}$	0.45605532163856893
$A_{3,1}^{(1)}$	0.7555807846451692	$c_3^{(1)}$	1
$A_{3,2}^{(1)}$	0.24441921535482677	$c_4^{(1)}$	1
$A_{4,1}^{(1)}$	0.6981181143266059	$\beta_1^{(1)}$	-0.45315689727309133
$A_{4,2}^{(1)}$	0.3453277086024727	$\beta_2^{(1)}$	0.8330937231303951
$A_{4,3}^{(1)}$	-0.04344582292908241	$\beta_3^{(1)}$	0.3792843195533544
$B_{2,1}^{(0)}$	0.08852381537667678	$\beta_4^{(1)}$	0.24077885458934192
$B_{3,1}^{(0)}$	1.0317752458971061	$\beta_1^{(2)}$	-0.4994383733810986
$B_{3,2}^{(0)}$	0.4563552922077882	$\beta_2^{(2)}$	0.9181786186154077
$B_{4,1}^{(0)}$	1.73078280444124	$\beta_3^{(2)}$	-0.25613778661003145
$B_{4,2}^{(0)}$	-0.46089678470929774	$\beta_4^{(2)}$	-0.16260245862427797
$B_{4,3}^{(0)}$	-0.9637509618944188	$\beta_1^{(3)}$	1.4531568972730915
$B_{2,1}^{(1)}$	0.6753186815412179	$\beta_2^{(3)}$	-0.8330937231303933
$B_{3,1}^{(1)}$	-0.07452812525785148	$\beta_3^{(3)}$	-0.3792843195533583
$B_{3,2}^{(1)}$	-0.49783736486149366	$\beta_4^{(3)}$	-0.24077885458934023
$B_{4,1}^{(1)}$	-0.5591906709928903	$\beta_1^{(4)}$	-0.4976090683622265
$B_{4,2}^{(1)}$	0.022696571806569924	$\beta_2^{(4)}$	0.9148155835648892
$B_{4,3}^{(1)}$	-0.8984927888368557	$\beta_3^{(4)}$	-1.4102107084476505
$\alpha_1$	-0.15036858140642623	$\beta_4^{(4)}$	0.9930041932449877
$\alpha_2$	0.7545275856696072		

## C Appendix II: SRK Order Conditions

### C.1 Order Conditions for Rler-SRI Methods

The coefficients

$(A_0, B_0, \beta^{(i)}, \alpha)$  must satisfy the following order conditions to achieve order .5:

1.  $\alpha^T e = 1$
2.  $\beta^{(1)T} e = 1$
3.  $\beta^{(2)T} e = 0$
4.  $\beta^{(3)T} e = 0$
5.  $\beta^{(4)T} e = 0$

additionally, for order 1:

1.  $\beta^{(1)T} B^{(1)} e = 0$
2.  $\beta^{(2)T} B^{(1)} e = 1$
3.  $\beta^{(3)T} B^{(1)} e = 0$
4.  $\beta^{(4)T} B^{(1)} e = 0$

and lastly for order 1.5:

1.  $\alpha^T A^{(0)} e = \frac{1}{2}$
2.  $\alpha^T B^{(0)} e = 1$
3.  $\alpha^T (B^{(0)} e)^2 = \frac{3}{2}$
4.  $\beta^{(1)T} A^{(1)} e = 1$
5.  $\beta^{(2)T} A^{(1)} e = 0$
6.  $\beta^{(3)T} A^{(1)} e = -1$
7.  $\beta^{(4)T} A^{(1)} e = 0$
8.  $\beta^{(1)T} (B^{(1)} e)^2 = 1$
9.  $\beta^{(2)T} (B^{(1)} e)^2 = 0$
10.  $\beta^{(3)T} (B^{(1)} e)^2 = -1$
11.  $\beta^{(4)T} (B^{(1)} e)^2 = 2$
12.  $\beta^{(1)T} (B^{(1)} (B^{(1)} e)) = 0$
13.  $\beta^{(2)T} (B^{(1)} (B^{(1)} e)) = 0$
14.  $\beta^{(3)T} (B^{(1)} (B^{(1)} e)) = 0$
15.  $\beta^{(4)T} (B^{(1)} (B^{(1)} e)) = 1$

$$16. \frac{1}{2} \beta^{(1)T} \left( A^{(1)} (B^{(0)} e) \right) + \frac{1}{3} \beta^{(3)T} \left( A^{(1)} (B^{(0)} e) \right) = 0$$

where  $f, g \in C^{1,2}(\mathcal{I} \times \mathbb{R}^d, \mathbb{R}^d)$ ,  $c^{(i)} = A^{(i)} e$ ,  $e = (1, 1, 1, 1)^T$  [32].

## C.2 Order Conditions for Rler-SRA Methods

The coefficients

$(A_0, B_0, \beta^{(i)}, \alpha)$  must satisfy the conditions for order 1:

1.  $\alpha^T e = 1$
2.  $\beta^{(1)T} e = 1$
3.  $\beta^{(2)T} e = 0$

and the additional conditions for order 1.5:

1.  $\alpha^T B^{(0)} e = 1$
2.  $\alpha^T A^{(0)} e = \frac{1}{2}$
3.  $\alpha^T (B^{(0)} e)^2 = \frac{3}{2}$
4.  $\beta^{(1)T} c^{(1)} = 1$
5.  $\beta^{(2)T} c^{(1)} = -1$

where  $c^{(0)} = A^{(0)} e$  with  $f \in C^{1,3}(\mathcal{I} \times \mathbb{R}^d, \mathbb{R}^d)$  and  $g \in C^1(\mathcal{I}, \mathbb{R}^d)$  [32].

## D Appendix III: Derivation Details

$$\begin{aligned}
(I - \mu \Delta t A^{(0)})^{H^{(0)}} &= U_n + \sigma \frac{I_{(1,0)}}{\Delta t} B^{(0)} (I - \sigma \sqrt{\Delta t} B^{(1)})^{-1} (U_n + \mu \Delta t A^{(1)H^{(0)}}), \\
(I - \mu \Delta t A^{(0)})^{H^{(0)}} - \left[ \sigma \frac{I_{(1,0)}}{\Delta t} B^{(0)} (I - \sigma \sqrt{\Delta t} B^{(1)})^{-1} \right] \mu \Delta t A^{(1)H^{(0)}} &= U_n + \sigma \frac{I_{(1,0)}}{\Delta t} B^{(0)} (I - \sigma \sqrt{\Delta t} B^{(1)})^{-1} U_n \\
\left( I - \mu \Delta t A^{(0)} - \mu \Delta t A^{(1)} \sigma \frac{I_{(1,0)}}{\Delta t} B^{(0)} (I - \sigma \sqrt{\Delta t} B^{(1)})^{-1} \right)^{H^{(0)}} &= \left( I + \sigma \frac{I_{(1,0)}}{\Delta t} B^{(0)} (I - \sigma \sqrt{\Delta t} B^{(1)})^{-1} \right) U_n \\
H^{(0)} &= \left( I - \mu \Delta t A^{(0)} - \mu \sigma I_{(1,0)} A^{(1)B^{(0)}} (I - \sigma \sqrt{\Delta t} B^{(1)})^{-1} \right)^{-1} \\
&\quad \left( I + \sigma \frac{I_{(1,0)}}{\Delta t} B^{(0)} (I - \sigma \sqrt{\Delta t} B^{(1)})^{-1} \right) U_n
\end{aligned}$$

$$\begin{aligned}
(I - \sigma \sqrt{\Delta t} B^{(1)})^{H^{(1)}} &= U_n + \mu \Delta t A^{(1)} (I - \mu \Delta t A^{(0)})^{-1} \left( U_n + \sigma \frac{I_{(1,0)}}{\Delta t} B^{(0)H^{(1)}} \right) \\
(I - \sigma \sqrt{\Delta t} B^{(1)} - \mu \Delta t A^{(1)} (I - \mu \Delta t A^{(0)})^{-1} \sigma \frac{I_{(1,0)}}{\Delta t} B^{(0)})^{H^{(1)}} &= U_n + \mu \Delta t A^{(1)} (I - \mu \Delta t A^{(0)})^{-1} U_n \\
(I - \sigma \sqrt{\Delta t} B^{(1)} - \mu \Delta t A^{(1)} (I - \mu \Delta t A^{(0)})^{-1} \sigma \frac{I_{(1,0)}}{\Delta t} B^{(0)})^{H^{(1)}} &= \left( I + \mu \Delta t A^{(1)} (I - \mu \Delta t A^{(0)})^{-1} \right) U_n \\
H^{(1)} &= \left( I - \sigma \sqrt{\Delta t} B^{(1)} - \mu \Delta t A^{(1)} (I - \mu \Delta t A^{(0)})^{-1} \sigma \frac{I_{(1,0)}}{\Delta t} B^{(0)} \right)^{-1} \\
&\quad \left( I + \mu \Delta t A^{(1)} (I - \mu \Delta t A^{(0)})^{-1} \right) U_n
\end{aligned}$$



$$\begin{aligned}
U_{n+1} = & U_n + \mu \Delta t \left( \alpha \cdot \left[ \left( I - \mu \Delta t A^{(0)} - \mu \sigma I_{(1,0)} A^{(1)} B^{(0)} \left( I - \sigma \sqrt{\Delta t} B^{(1)} \right)^{-1} \right)^{-1} \left( I + \sigma \frac{I_{(1,0)}}{\Delta t} B^{(0)} \left( I - \sigma \sqrt{\Delta t} B^{(1)} \right)^{-1} \right) \right] U_n \right) \\
& + \sigma I_{(1)} \left( \beta^{(1)} \cdot \left[ \left( I - \sigma \sqrt{\Delta t} B^{(1)} - \mu \Delta t A^{(1)} \left( I - \mu \Delta t A^{(0)} \right)^{-1} \sigma \frac{I_{(1,0)}}{\Delta t} B^{(0)} \right)^{-1} \left( I + \mu \Delta t A^{(1)} \left( I - \mu \Delta t A^{(0)} \right)^{-1} \right) \right] U_n \right) \\
& + \sigma \frac{I_{(1,1)}}{\sqrt{\Delta t}} \left( \beta^{(2)} \cdot \left[ \left( I - \sigma \sqrt{\Delta t} B^{(1)} - \mu \Delta t A^{(1)} \left( I - \mu \Delta t A^{(0)} \right)^{-1} \sigma \frac{I_{(1,0)}}{\Delta t} B^{(0)} \right)^{-1} \left( I + \mu \Delta t A^{(1)} \left( I - \mu \Delta t A^{(0)} \right)^{-1} \right) \right] U_n \right) \\
& + \sigma \frac{I_{(1,0)}}{\Delta t} \left( \beta^{(3)} \cdot \left[ \left( I - \sigma \sqrt{\Delta t} B^{(1)} - \mu \Delta t A^{(1)} \left( I - \mu \Delta t A^{(0)} \right)^{-1} \sigma \frac{I_{(1,0)}}{\Delta t} B^{(0)} \right)^{-1} \left( I + \mu \Delta t A^{(1)} \left( I - \mu \Delta t A^{(0)} \right)^{-1} \right) \right] U_n \right) \\
& + \sigma \frac{I_{(1,1,1)}}{\Delta t} \left( \beta^{(4)} \cdot \left[ \left( I - \sigma \sqrt{\Delta t} B^{(1)} - \mu \Delta t A^{(1)} \left( I - \mu \Delta t A^{(0)} \right)^{-1} \sigma \frac{I_{(1,0)}}{\Delta t} B^{(0)} \right)^{-1} \left( I + \mu \Delta t A^{(1)} \left( I - \mu \Delta t A^{(0)} \right)^{-1} \right) \right] U_n \right)
\end{aligned}$$

Thus we substitute in the Wiktorsson approximations

$$\begin{aligned}
I_{(i,i)} &= \frac{1}{2} (\Delta W^2 - h) \\
I_{(i,i,i)} &= \frac{1}{6} (\Delta W^3 - 3h\Delta W) \\
I_{(i,0)} &= \frac{1}{2} h \left( \Delta W + \frac{1}{\sqrt{3}} \Delta Z \right)
\end{aligned}$$

where  $\Delta Z \sim N(0, h)$  is independent of  $\Delta W \sim N(0, h)$ . By the properties of the normal distribution, we have that

$$E[(\Delta W)^n] = 0$$

for any odd  $n$  and

$$\begin{aligned}
E[(\Delta W)^2] &= h \\
E[(\Delta W)^4] &= 3h^2 \\
E[(\Delta W)^6] &= 15h^3 \\
E[(\Delta W)^8] &= 105h^4,
\end{aligned}$$

and similarly for  $\Delta Z$ .

## Acknowledgments

We would like to thank the members of JuliaDiffEq, specifically David Widmann (@devmotion), Yingbo Ma (@YingboMa) and (@dextorious) for their contributions to the ecosystem. Their efforts have helped make the development of efficient implementations possible.

## References

- [1] A. ABDULLE AND S. CIRILLI, *S-rock: Chebyshev methods for stiff stochastic differential equations*, SIAM Journal on Scientific Computing, 30 (2008), pp. 997–1014, <https://doi.org/10.1137/070679375>, <https://doi.org/10.1137/070679375>.
- [2] D. I. K. AHMADIA AND A. J., *Optimal stability polynomials for numerical integration of initial value problems*, CAMCOS, 7 (2012), pp. 247–271, <https://doi.org/10.2140/camcos.2012.7.247>.
- [3] E. G. BIRGIN AND J. M. MARTINEZ, *Improving ultimate convergence of an augmented lagrangian method*, Optimization Methods and Software, 23 (2008), pp. 177–195, <https://doi.org/10.1080/10556780701577730>, <https://doi.org/10.1080/10556780701577730>.

- [4] K. BURRAGE AND J. C. BUTCHER, *Non-linear stability of a general class of differential equation methods*, BIT Numerical Mathematics, 20 (1980), pp. 185–203, <https://doi.org/10.1007/BF01933191>, <https://doi.org/10.1007/BF01933191>.
- [5] J. C. BUTCHER, *A history of runge-kutta methods*, Applied Numerical Mathematics, 20 (1996), pp. 247–260, [https://doi.org/http://dx.doi.org/10.1016/0168-9274\(95\)00108-5](https://doi.org/http://dx.doi.org/10.1016/0168-9274(95)00108-5), <http://www.sciencedirect.com/science/article/pii/0168927495001085>.
- [6] J. C. BUTCHER, *Numerical methods for ordinary differential equations in the 20th century*, Journal of Computational and Applied Mathematics, 125 (2000), pp. 1–29, [https://doi.org/http://doi.org/10.1016/S0377-0427\(00\)00455-6](https://doi.org/http://doi.org/10.1016/S0377-0427(00)00455-6), <http://www.sciencedirect.com/science/article/pii/S0377042700004556>.
- [7] A. CONN, N. GOULD, AND P. TOINT, *A globally convergent augmented lagrangian algorithm for optimization with general constraints and simple bounds*, SIAM Journal on Numerical Analysis, 28 (1991), pp. 545–572, <https://doi.org/10.1137/0728030>, <https://doi.org/10.1137/0728030>.
- [8] J. R. DORMAND AND P. J. PRINCE, *A family of embedded runge-kutta formulae*, Journal of Computational and Applied Mathematics, 6 (1980), pp. 19–26, [https://doi.org/http://dx.doi.org/10.1016/0771-050X\(80\)90013-3](https://doi.org/http://dx.doi.org/10.1016/0771-050X(80)90013-3), <http://www.sciencedirect.com/science/article/pii/0771050X80900133>.
- [9] I. DUNNING, J. HUCHETTE, AND M. LUBIN, *Jump: A modeling language for mathematical optimization*, SIAM Review, 59 (2017), pp. 295–320, <https://doi.org/10.1137/15M1020575>, <https://doi.org/10.1137/15M1020575>.
- [10] H. GILSING AND T. SHARDLOW, *Sdelab: A package for solving stochastic differential equations in matlab*, Journal of Computational and Applied Mathematics, 205 (2007), pp. 1002–1018, <https://doi.org/https://doi.org/10.1016/j.cam.2006.05.037>, <http://www.sciencedirect.com/science/article/pii/S0377042706004195>.
- [11] E. HAIRER, S. P. NRSETT, AND G. WANNER, *Solving ordinary differential equations I : nonstiff problems*, Springer series in computational mathematics, Springer, Heidelberg ; London, 2nd rev. ed., 2009.
- [12] E. HAIRER AND G. WANNER, *Solving Ordinary Differential Equations II - Stiff and Differential-Algebraic Problems*, Springer, 1991.
- [13] E. HAIRER AND G. WANNER, *Stiff differential equations solved by radau methods*, Journal of Computational and Applied Mathematics, 111 (1999), pp. 93–111, [https://doi.org/https://doi.org/10.1016/S0377-0427\(99\)00134-X](https://doi.org/https://doi.org/10.1016/S0377-0427(99)00134-X), <http://www.sciencedirect.com/science/article/pii/S037704279900134X>.
- [14] T. HONG, K. WATANABE, C. H. TA, A. VILLARREAL-PONCE, Q. NIE, AND X. DAI, *An *ovol2-zeb1* mutual inhibitory circuit governs bidirectional and multi-step transition between epithelial and mesenchymal states*, PLoS Comput Biol, 11 (2015), p. e1004569, <https://doi.org/10.1371/journal.pcbi.1004569>, <http://dx.doi.org/10.1371/journal.pcbi.1004569>.
- [15] M. E. HOSEA AND L. F. SHAMPINE, *Analysis and implementation of *tr-bdf2**, Applied Numerical Mathematics, 20 (1996), pp. 21–37, [https://doi.org/https://doi.org/10.1016/0168-9274\(95\)00115-8](https://doi.org/https://doi.org/10.1016/0168-9274(95)00115-8), <http://www.sciencedirect.com/science/article/pii/0168927495001158>.
- [16] A. JANICKI, A. IZYDORCZYK, AND P. GRADALSKI, *Computer Simulation of Stochastic Models with *SDE-Solver Software Package**, Springer Berlin Heidelberg, Berlin, Heidelberg, 2003, pp. 361–370, [https://doi.org/10.1007/3-540-44860-8\\_37](https://doi.org/10.1007/3-540-44860-8_37), [https://doi.org/10.1007/3-540-44860-8\\_37](https://doi.org/10.1007/3-540-44860-8_37).
- [17] S. G. JOHNSON, *The *nlopt* nonlinear-optimization package*, <http://ab-initio.mit.edu/nlopt>.

- [18] C. A. KENNEDY AND M. H. CARPENTER, *Additive runge-kutta schemes for convection-diffusion-reaction equations*, Applied Numerical Mathematics, 44 (2003), pp. 139–181, [https://doi.org/https://doi.org/10.1016/S0168-9274\(02\)00138-1](https://doi.org/https://doi.org/10.1016/S0168-9274(02)00138-1), <http://www.sciencedirect.com/science/article/pii/S0168927402001381>.
- [19] P. KLOEDEN AND A. NEUENKIRCH, *Convergence of numerical methods for stochastic differential equations in mathematical finance*, 2012, [https://doi.org/10.1142/9789814436434\\_0002](https://doi.org/10.1142/9789814436434_0002).
- [20] P. E. KLOEDEN AND E. PLATEN, *Numerical Solution of Stochastic Differential Equations*, Springer Berlin Heidelberg, 2011, <https://books.google.com/books?id=BCvtssom1CMC>.
- [21] Y. KOMORI AND K. BURRAGE, *Weak second order s-rock methods for stratonovich stochastic differential equations*, Journal of Computational and Applied Mathematics, 236 (2012), pp. 2895–2908, <https://doi.org/https://doi.org/10.1016/j.cam.2012.01.033>, <http://www.sciencedirect.com/science/article/pii/S0377042712000441>.
- [22] Y. KOMORI AND K. BURRAGE, *Strong first order s-rock methods for stochastic differential equations*, Journal of Computational and Applied Mathematics, 242 (2013), pp. 261–274, <https://doi.org/https://doi.org/10.1016/j.cam.2012.10.026>, <http://www.sciencedirect.com/science/article/pii/S0377042712004669>.
- [23] F. S. LAWRENCE, *Some practical runge-kutta formulas*, Math. Comput., 46 (1986), pp. 135–150, <https://doi.org/10.2307/2008219>.
- [24] J. LAWSON, *An order five runge-kutta process with extended region of stability*, SIAM Journal on Numerical Analysis, 3 (1966), pp. 593–597, <https://doi.org/10.1137/0703051>, <http://dx.doi.org/10.1137/0703051>.
- [25] T. LI, A. ABDULLE, AND W. E, *Effectiveness of implicit methods for stiff stochastic differential equations*, Commun. Comput. Phys, 3 (2008), pp. 295–307.
- [26] X. MAO, *The truncated eulermaruyama method for stochastic differential equations*, Journal of Computational and Applied Mathematics, 290 (2015), pp. 370–384, <https://doi.org/https://doi.org/10.1016/j.cam.2015.06.002>, <http://www.sciencedirect.com/science/article/pii/S0377042715003210>.
- [27] J. K. MOLLER AND H. MADSEN, *From state dependent diffusion to constant diffusion in stochastic differential equations by the lamperti transform*, report, Technical University of Denmark, DTU Informatics, Building 321, 2010.
- [28] M. J. D. POWELL, *A direct search optimization method that models the objective and constraint functions by linear interpolation*, in Advances in Optimization and Numerical Analysis, Proceedings of the 6th Workshop on Optimization and Numerical Analysis, Oaxaca, Mexico, S. Gomez and J.-P. Hennart, eds., vol. 275, Kluwer Academic Publishers, pp. 51–67, <https://doi.org/citeulike-article-id:6904064>, <http://www.ams.org/mathscinet-getitem?mr=95d:90075>.
- [29] C. RACKAUCKAS AND Q. NIE, *Adaptive methods for stochastic differential equations via natural embeddings and rejection sampling with memory*, Discrete and Continuous Dynamical Systems - Series B, 22 (2016), pp. 2731–2761, <https://doi.org/10.3934/dcdsb.2017133>, <http://aimsciences.org/article/id/5354a27a-e5be-4c40-9d7a-e918853b56b7>.
- [30] C. RACKAUCKAS AND Q. NIE, *Differentialequations.jl - a performant and feature-rich ecosystem for solving differential equations in julia*, Journal of Open Research Software, 5 (2017), p. 15, <https://doi.org/http://doi.org/10.5334/jors.151>.
- [31] C. RACKAUCKAS AND Q. NIE, *Mean-independent noise control of cell fates via intermediate states*, iScience, Accepted (2018).

- [32] A. ROSSLER, *Runge kutta methods for the strong approximation of solutions of stochastic differential equations*, SIAM Journal on Numerical Analysis, 48 (2010), pp. 922–952, <https://doi.org/10.1137/09076636x>.
- [33] T. P. RUNARSSON AND Y. XIN, *Search biases in constrained evolutionary optimization*, IEEE Transactions on Systems, Man, and Cybernetics, Part C (Applications and Reviews), 35 (2005), pp. 233–243, <https://doi.org/10.1109/TSMCC.2004.841906>.
- [34] T. SCHAFFTER, *From genes to organisms: Bioinformatics System Models and Software*, thesis, 2014.
- [35] L. F. SHAMPINE, *Stiffness and nonstiff differential equation solvers, ii: Detecting stiffness with runge-kutta methods*, ACM Trans. Math. Softw., 3 (1977), pp. 44–53, <https://doi.org/10.1145/355719.355722>.
- [36] L. F. SHAMPINE AND K. L. HIEBERT, *Detecting stiffness with the fehlberg (4, 5) formulas*, Computers & Mathematics with Applications, 3 (1977), pp. 41–46, [https://doi.org/http://dx.doi.org/10.1016/0898-1221\(77\)90112-2](https://doi.org/http://dx.doi.org/10.1016/0898-1221(77)90112-2), <http://www.sciencedirect.com/science/article/pii/0898122177901122>.
- [37] W. H. E. SHARP, D. J. HIGHAM, B. OWREN, AND P. W., *A survey of the explicit runge-kutta method*, (1995).
- [38] G. SODERLIND AND L. WANG, *Evaluating numerical ode/dae methods, algorithms and software*, Journal of Computational and Applied Mathematics, 185 (2006), pp. 244–260, <https://doi.org/https://doi.org/10.1016/j.cam.2005.03.009>, <http://www.sciencedirect.com/science/article/pii/S0377042705001135>.
- [39] C. TSITOURAS, *Runge-kutta pairs of order 5(4) satisfying only the first column simplifying assumption*, Computers & Mathematics with Applications, 62 (2011), pp. 770–775, <https://doi.org/http://doi.org/10.1016/j.camwa.2011.06.002>, <http://www.sciencedirect.com/science/article/pii/S0898122111004706>.
- [40] P. J. VAN DER HOUWEN, *Explicit runge-kutta formulas with increased stability boundaries*, Numerische Mathematik, 20 (1972), pp. 149–164, <https://doi.org/10.1007/BF01404404>, <http://dx.doi.org/10.1007/BF01404404>.
- [41] B. WANG AND Q. QI, *Modeling the lake eutrophication stochastic ecosystem and the research of its stability*, Mathematical Biosciences, <https://doi.org/https://doi.org/10.1016/j.mbs.2018.03.019>, <https://www.sciencedirect.com/science/article/pii/S0025556418301780>.
- [42] P. WANG AND Y. LI, *Split-step forward methods for stochastic differential equations*, Journal of Computational and Applied Mathematics, 233 (2010), pp. 2641–2651, <https://doi.org/https://doi.org/10.1016/j.cam.2009.11.010>, <http://www.sciencedirect.com/science/article/pii/S0377042709007419>.
- [43] M. WIKTORSSON, *Joint characteristic function and simultaneous simulation of iterated ito integrals for multiple independent brownian motions*, The Annals of Applied Probability, (2001), pp. 470–487, <https://doi.org/10.1214/aoap/1015345301>, <http://projecteuclid.org/euclid.aoap/1015345301>.