

Poisson Source Localization on the Plane. Change-Point Case.

C. Farinetto¹, Yu. A. Kutoyants², and A. Top³

^{1,2,3}Le Mans University, Le Mans, France

²Tomsk State University, Tomsk, Russia,

²National Research university, "MPEF", Moscow, Russia

Abstract

We present a detection problem where several spatially distributed sensors observe Poisson signals emitted from a single source of unknown position. The measurements at each sensor are modeled by independent inhomogeneous Poisson processes. A method based on Bayesian change-point estimation is proposed to identify the location of the source's coordinates. The asymptotic behavior of the Bayesian estimator is studied. In particular the consistency and the asymptotic efficiency of the estimator are analyzed. The limit distribution and the convergence of the moments are also described. The similar statistical model could be used in GPS localization problems.

Key words: Inhomogeneous Poisson process, change-point problem, Bayesian estimator, likelihood ratio process, source localization, sensors, GPS localization.

1 Introduction

In this work we study the properties of Bayesian estimators for the localization of a source emitting Poisson signals that propagate over an area monitored by a set of sensors. This mathematical model could be used for the description of a radioactive emission, an explosion, a seismic activity or the

detection of weak optical signals. Sensors are electronic devices that can measure changes in the environment around them, for instance there are light sensors, proximity sensors, pressure sensors, heat sensors, radiation sensors etc. The model under study could describe such data if the sequence of observed random events is of Poisson nature. Data obtained from a single sensor is often not fully reliable and incomplete due to single device's technical limitations. Using data from several sensors has advantages over data collected from a single sensor. If several identical sensors are employed, the observation process can be improved by combining individual information to generate a more complete picture of the environment monitoring. We refer the interested reader to Magee and Aggarwal [18] or Chao [2] for the advantages of using multiple sensors. It has been shown that the probability of measurement error decreases with the size of the sensor network. However it is worth mentioning the complexity of the monitoring system will increase with the number of sensors. Source tracking and localization is a problem of considerable importance that has attracted the scientific interest. Many examples of applications for such problems can be found in environmental monitoring, industrial sensing, infrastructure security, military tracking and diverse areas of security and defense, see for instance Zhao [26] and Chong [5]. The present work focuses on the detection of Poisson sources. Due to the recent events security issues have become more and more concerning and the problem of detecting radioactive sources, more specifically the detection of illicit radioactive substances, stored or in transit, has received great deal of attention by the engineering community.

The detection of hidden nuclear material by means of sensors is an active area of research as part of defensive strategies. One can consult the work of Baidoo [1], Liu [16] and Rao [23] for details and references on this topic. Nuclear radiations are a probabilistic physical process consisting of discrete emissions of particles that can be recorded by radiation sensors. Those emissions have been mathematically modeled with help of Poisson point processes which provide natural models describing their properties, see for instance Evans [10] or Knoll [14]. Apart from radiation measurements, typical examples on the use of Poisson point processes include modeling streams of photo-electrons produced by light on photosensitive surfaces [19], laser radar detection and ranging of objects [13], earthquake aftershocks [21], electrical response of nerves to stimulus [24] and others, for application to tracking and sensing we refer to the book of Streit [25]. Special cases of the source localization problem have been studied in the past, for instance Howse [11] described least squares estimation algorithms to estimate the location of a possibly moving source by a fixed number of sensors. For multiple sources Maximum Likelihood Estimation (MLE) was considered by Morelande [20].

An iterative procedure for calculating MLEs of a single nuclear source from radiation measurements as well as corresponding Cramer-Rao bounds for localization accuracy was given by Baidoo [1]. Concerning Bayesian statistics Liu [16] presented a technique to locate a source according to Bayesian update methods. The results of Pahlajani [22] are also noteworthy: their paper studies the presence of a source using Likelihood ratio calculation and a Neyman-Pearson test. In what follows we suppose that there is a single source generating a signal. Our goal is to describe the asymptotic behavior of the Bayesian estimator (BE) of its coordinates through the method developed by Ibragimov and Khasminskii [12] for the study of such estimators. We show that the rate of convergence of the estimator is n and that the limit distribution is not Gaussian. A lower bound on the mean-square risk is proposed and the BE is proved to be asymptotically efficient.

Note that the same mathematical model can be used in the problem of GPS-localization on the plane [17]. Indeed, in this case the signals are emitted by k fixed emitters and an object receiving these signals has to define its own position. Here once more we have k signals with unknown moments of arriving and using the estimators of these moments the object can construct the estimator of its position.

2 Statement of the problem

We are interested in locating the source of an event with the help of several spatially distributed independent sensors monitoring an area over a fixed time-interval. For example, if we have a radioactive source, then each sensor records ambient measurements, for instance radiations due to natural isotopes in the environment. When the event occurs, then the sensors record the sum of ambient measurements and the measurements related to the event. The two signals are independently, and we consider that each sensor records a single inhomogeneous Poisson process whose intensity is the sum of the intensities due to both ambient and background event measurements.

Popular network topologies for source localization problems that were considered in other studies are grids of sensors [16] and triangular arrays [4]. In order to identify the source location we use a configuration of sensors forming a triangle.

In our case, we have sequences of measurements from three sensors and collected within the same time window. The measurements from each sensor are sent to a central processing unit (fusion center) that combines the data and estimates the coordinates of the source.

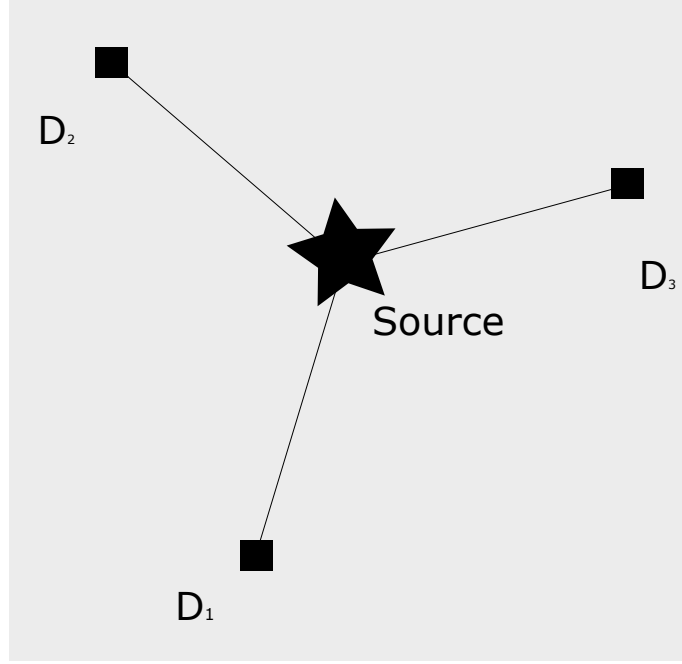


Figure 1: Model of observations

The source is located at an unknown position D_0 with coordinates $\vartheta_0 = (x_0, y_0)$ inside a convex set $\Theta \subset \mathcal{R}^2$. Three sensors are placed in the field at known positions at points D_1, D_2, D_3 with the coordinates $\vartheta_j = (x_j, y_j)$, $j = 1, 2, 3$. Each sensor records on the time interval $[0, T]$ a signal modeled by a Poisson point process $X_j = \{X_j(t), 0 \leq t \leq T\}$, $j = 1, 2, 3$ of intensity function $\lambda_j(\vartheta_0, t)$, $0 \leq t \leq T$. These intensity functions are supposed to be of the form

$$\lambda_j(\vartheta_0, t) = \lambda(t - \tau_j) + \lambda_0, \quad 0 \leq t \leq T.$$

Here $\lambda_0 > 0$ is a known intensity of the background noise, $\lambda(t)$ is the known intensity function of the signal and $\tau_j = \tau_j(\vartheta_0)$ is the arrival time of the signal to the j -th sensor (delay). This delay is calculated following the usual rule

$$\tau_j(\vartheta_0) = \frac{\|\vartheta_j - \vartheta_0\|}{\nu}, \quad (1)$$

where $\|\cdot\|$ is the Euclidean norm and ν is the known rate of propagation of the signal in the monitored area. We suppose that $\lambda(t) = 0$ for $t < 0$. At time $t = 0$ the emission of signals begins and τ_j is the arrival time of the signal to the j -th sensor. We are concerned by estimating the position

ϑ_0 of the Poisson source. We are interested in the models of observations which allow the estimation with small errors such that $\mathbf{E}_{\vartheta_0} (\bar{\vartheta} - \vartheta_0)^2 = o(1)$. As usual such situations are considered in an asymptotic framework. The small errors can be obtained if the intensity of the signal takes large values or a periodical Poisson process could describe the data. Another possibility is to have many sensors. We take the model with large intensity functions $\lambda_j(\vartheta_0, t) = \lambda_{j,n}(\vartheta_0, t)$ which can be written as follows

$$\lambda_{j,n}(\vartheta_0, t) = n\lambda(t - \tau_j) + n\lambda_0, \quad 0 \leq t \leq T. \quad (2)$$

Here n is a “large parameter” and we study estimators as $n \rightarrow \infty$. For example, such a model could be obtained in the case of three clusters, where each cluster includes n detectors.

The likelihood ratio function $L(\vartheta, X^n)$ is

$$\ln L(\vartheta, X^n) = \sum_{j=1}^3 \int_{\tau_j}^T \ln \left(1 + \frac{\lambda(t - \tau_j)}{\lambda_0} \right) dX_j(t) - n \sum_{j=1}^3 \int_{\tau_j}^T \lambda(t - \tau_j) dt. \quad (3)$$

Here $\tau_j = \tau_j(\vartheta)$ and $X^n = (X_j(t), 0 \leq t \leq T, j = 1, 2, 3)$ are counting processes from three detectors. Based on this likelihood ratio formula we define the maximum likelihood estimator (MLE) $\hat{\vartheta}_n$ and Bayesian estimator (BE) $\tilde{\vartheta}_n$ by

$$L(\hat{\vartheta}_n, X^n) = \sup_{\vartheta \in \Theta} L(\vartheta, X^n), \quad (4)$$

and

$$\tilde{\vartheta}_n = \frac{\int_{\Theta} \vartheta p(\vartheta) L(\vartheta, X^n) d\vartheta}{\int_{\Theta} p(\vartheta) L(\vartheta, X^n) d\vartheta}, \quad (5)$$

respectively.

Here $p(\vartheta), \vartheta \in \Theta$ is the prior density. As the limit properties of the BE do not depend on the prior density, we could consider a non-informative prior such as the uniform density. For any other positive continuous function $p(\cdot)$ the limit properties will remain the same.

Recall that in the case of a discontinuous intensity function $\lambda(\cdot)$ the definition of the MLE has to be modified since

$$\ln L(\vartheta, X^n) = \sum_{j=1}^3 \sum_{i=1}^{N_j} \ln \left(1 + \frac{\lambda(t_{i,j} - \tau_j(\vartheta))}{\lambda_0} \right)$$

$$-n \sum_{j=1}^3 \int_{\tau_j(\vartheta)}^T \lambda(t - \tau_j(\vartheta)) dt.$$

Here $t_{i,j}, i = 1, \dots, N_j$ are the registration times of the events in the j -th sensor and N_j is the total number of events in this sensor. Of course, if $N_j = 0$, then we set

$$\sum_{i=1}^{N_j} \ln \left(1 + \frac{\lambda(t_{i,j} - \tau_j(\vartheta))}{\lambda_0} \right) = 0.$$

We write formally

$$\max \left(L(\hat{\vartheta}_n -, X^n), L(\hat{\vartheta}_n +, X^n) \right) = \sup_{\vartheta \in \Theta} L(\vartheta, X^n)$$

which we understand as follows. The function

$$M(\tau_1(\vartheta), \tau_2(\vartheta), \tau_3(\vartheta), X^n) = L(\vartheta, X^n)$$

has jumps at points $\tau_j(\vartheta) = t_{i,j}$ and its supremum is in one of the jump points. It can be written

$$\sup_{\vartheta \in \Theta} L(\vartheta, X^n) = \max M \left(\tau_1(\hat{\vartheta}_n) \pm, \tau_2(\hat{\vartheta}_n) \pm, \tau_3(\hat{\vartheta}_n) \pm, X^n \right).$$

Here $M(\tau_1(\vartheta) \pm, \tau_2(\vartheta) \pm, \tau_3(\vartheta) \pm, X^n)$ are left and right limits of the function $M(\tau_1(\vartheta), \tau_2(\vartheta), \tau_3(\vartheta), X^n)$ at the points $\tau_j(\vartheta)$.

There are several different types of problems associated with the identification of the location depending on the regularity of the function $\lambda(t)$. In particular, the rate of convergence of the mean square error of the estimators $\hat{\vartheta}_n$ is

$$\mathbf{E}_{\vartheta_0} (\bar{\vartheta}_n - \vartheta_0)^2 = \frac{C}{n^\gamma} (1 + o(1)),$$

where the parameter $\gamma > 0$ depends on the regularity of the function $\lambda(\cdot)$.

Let us present three of them. All the cases are illustrated using the following model

$$\lambda(\vartheta, t) = 2 \left| \frac{t - \tau_j(\vartheta)}{\delta} \right|^\kappa \mathbb{I}_{\{0 \leq t - \tau_j(\vartheta) < \delta\}} + 2 \mathbb{I}_{\{t - \tau_j(\vartheta) \geq \delta\}} + 1. \quad (6)$$

Statistical problems related to different types of regularity could be obtained according to the values of parameter κ .

•**Smooth case.** Suppose that the function $\lambda(\cdot)$ in (2) is continuously differentiable, then the problem of parameter estimation is regular.

The MLE $\hat{\vartheta}_n$ and BE $\tilde{\vartheta}_n$ (under regularity conditions) are consistent, asymptotically normal

$$\sqrt{n}(\hat{\vartheta}_n - \vartheta_0) \Rightarrow \mathcal{N}(0, \mathbb{I}(\vartheta_0)^{-1}), \quad \sqrt{n}(\tilde{\vartheta}_n - \vartheta_0) \Rightarrow \mathcal{N}(0, \mathbb{I}(\vartheta_0)^{-1}),$$

the moments converge and both estimators are asymptotically efficient. Here $\mathbb{I}(\vartheta_0)$ represents the Fisher information matrix. For the mean square error the following relation holds true:

$$\mathbf{E}_{\vartheta_0} \left\| \hat{\vartheta}_n - \vartheta_0 \right\|^2 = \frac{C}{n} (1 + o(1)),$$

i.e., $\gamma = 1$.

This case corresponds to the intensity function (6) with $\kappa > \frac{1}{2}$. An example of such an intensity function is given in Fig. 2.

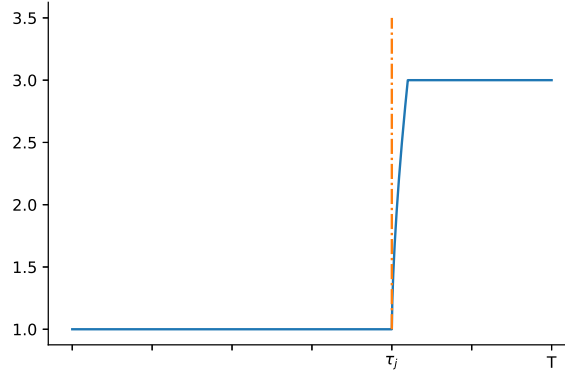


Figure 2: Intensity (6) with $\kappa = \frac{5}{8}, \delta = 0, 1$.

It is worth mentioning that the derivative of this function is a discontinuous function; however it is continuous in $L_2(0, T)$ and the MLE has all the aforementioned properties.

We describe these properties of estimators in the problem of Poisson source localization in the forthcoming work [3].

•**Change-point case.** Suppose that the intensity function in (2) has the following form

$$\lambda_{j,n}(\vartheta, t) = n\lambda_1(t - \tau_j) \mathbb{I}_{\{t \geq \tau_j\}} + n\lambda_0, \quad 0 \leq t \leq T.$$

Here $\lambda_1(t) > 0, t \geq 0$ and $\lambda_0 > 0$ are known.

This type of statistical problems corresponds to the intensity function (6) with $\kappa = 0$ and $\delta = 0$ (see Fig. 3).

Here is Fig.3

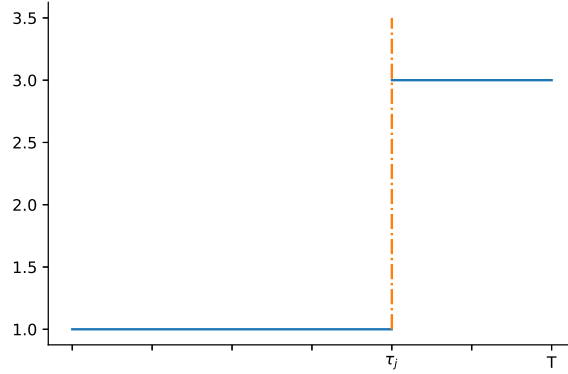


Figure 3: Intensity (6) with $\kappa = 0, \delta = 0$.

In this situation the intensities of the observed Poisson processes have positive jumps equal to $n\lambda_1(0)$ at the points $t = \tau_j = \tau_j(\vartheta_0)$. This is a non regular parameter estimation problem, where the MLE and BE have the normalization n and different limit distributions

$$n(\hat{\vartheta}_n - \vartheta_0) \Rightarrow \hat{\zeta}, \quad n(\tilde{\vartheta}_n - \vartheta_0) \Rightarrow \tilde{\zeta}.$$

The moments of these estimators converge, but only the BE is asymptotically efficient. The random vectors $\hat{\zeta}$ and $\tilde{\zeta}$ are exponential functionals of some Poisson processes. The mean square error decreases as follows

$$\mathbf{E}_{\vartheta_0} \left\| \tilde{\vartheta}_n - \vartheta_0 \right\|^2 = \frac{C}{n^2} (1 + o(1)),$$

i.e., $\gamma = 2$. Similar results in the case of an one-dimensional parameter ϑ could be found in [15].

Here we focus on the study of the BE for this model of observations.

•Cusp-type case. This case is in some sense intermediate between the smooth and change-point cases. Suppose that the intensity function has the following form

$$\lambda_{j,n}(\vartheta, t) = n \lambda_1(t - \tau_j) \left| \frac{t - \tau_j}{\delta} \right|^\kappa \mathbb{I}_{\{0 \leq t - \tau_j \leq \delta\}} + n \lambda_1(t - \tau_j) \mathbb{I}_{\{t - \tau_j > \delta\}} + n \lambda_0.$$

The parameter $\kappa \in (0, \frac{1}{2})$, the parameter $\delta > 0$ takes small values and the function $\lambda_1(t) > 0$.

An example of such a function is given in Fig.4.

Here is Fig.4

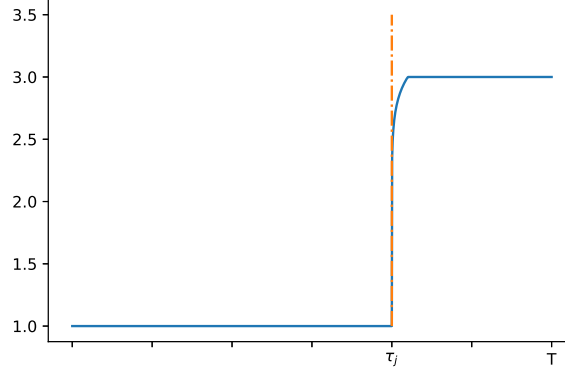


Figure 4: Intensity (6) with $\kappa = 0, 1, \delta = 0, 1$.

In the statistical literature change-point models are well studied, but in some real cases the intensity function could have jumps since due to the physical laws the electrical current can not have jumps and the cusp-type model fits much better to the real data with strongly increased intensities. The intensity of the signal increases from zero to $\lambda(\tau + \delta)$ in the small interval $[\tau, \tau + \delta]$. Note that for these values of κ the Fisher information does not exist which leads to a singular estimation problem. The MLE and BE for this model of observations are consistent, have different limit distributions

$$n^{\frac{1}{2\kappa+1}} (\hat{\vartheta}_n - \vartheta_0) \Rightarrow \hat{\xi}, \quad n^{\frac{1}{2\kappa+1}} (\tilde{\vartheta}_n - \vartheta_0) \Rightarrow \tilde{\zeta},$$

the moments converge and only the BE is asymptotically efficient. The random vectors $\hat{\xi}$ and $\tilde{\zeta}$ are exponential functionals of the fractional Brownian motions.

$$\mathbf{E}_{\vartheta_0} \left\| \hat{\vartheta}_n - \vartheta_0 \right\|^2 = \frac{C}{n^{\frac{2}{2\kappa+1}}} (1 + o(1)),$$

i.e., $\gamma = \frac{2}{2\kappa+1}$ and $1 < \gamma < 2$. These cases will be studied in the forthcoming work [8]. For the one-dimensional parameter case see [7].

The properties of the MLE and BE of the one-dimensional parameter in such three types of regularity problems for the signals observed in the white Gaussian noise are discussed in [9].

3 Main results

There are three sensors with coordinates $\vartheta_j = (x_j, y_j)$, $j = 1, 2, 3$ which measure the particles emitted by some source at the point $\vartheta_0 = (x_0, y_0)$. The observations are modeled by three independent inhomogeneous Poisson processes $X^n = (X_j(t), 0 \leq t \leq T, j = 1, 2, 3)$ with respective intensity functions

$$\lambda_{j,n}(\vartheta_0, t) = n\lambda(t - \tau_j(\vartheta)) \mathbb{I}_{\{t \geq \tau_j(\vartheta)\}} + n\lambda_0, \quad 0 \leq t \leq T$$

where $\lambda(t) > 0$ and $\lambda_0 > 0$. The arrival times of the signals in the j -th sensor according to (1) are $\tau_j = \tau_j(\vartheta_0)$ and the position of the source $\vartheta_0 = (x_0, y_0) \in \Theta \subset \mathcal{R}^2$ will be estimated. We suppose that $\Theta = (\alpha_1, \alpha_2) \times (\beta_1, \beta_2)$ with finite α_i, β_i . The set Θ is bounded, open and convex. Of course, we suppose that for all $\vartheta \in \Theta$ the corresponding $\tau(\vartheta) \in (0, T)$.

Note that if the model of observations with the constant intensities of the signal and noise is considered, i.e.,

$$\lambda_{j,n}(\vartheta_0, t) = n\lambda_1 \mathbb{I}_{\{t \geq \tau_j(\vartheta)\}} + n\lambda_0, \quad 0 \leq t \leq T,$$

where $\lambda_1 = \lambda(0) > 0$, then the asymptotic properties of the estimators will be the same.

We study the asymptotic ($n \rightarrow \infty$) behavior of the Bayesian estimator of the unknown parameter $\vartheta_0 = (x_0, y_0)$. It is worth noticing that in such non regular estimation problems the asymptotic results could be applied even for moderate values of n since we have faster convergence of estimators (rate n and not \sqrt{n} as in the regular case).

Let us introduce the quantities

$$\underline{\tau} = \min_{j=1,2,3} \inf_{\vartheta \in \Theta} \tau_j(\vartheta), \quad \bar{\tau} = \max_{j=1,2,3} \sup_{\vartheta \in \Theta} \tau_j(\vartheta), \quad \mathbb{T} = [0, T - \bar{\tau}].$$

At this point we have to suppose some conditions providing the identifiability of the position of the source.

Conditions \mathcal{I} :

\mathcal{I}_1 . *The location of the source is different from the sensor location. Consequently we suppose that there exists a small constant $\varepsilon > 0$ such that for every possible position of the source $\vartheta_0 \in \Theta$ and $j = 1, 2, 3$*

$$\rho_j = \|\vartheta_j - \vartheta_0\| \geq \varepsilon.$$

\mathcal{I}_2 . *The function $\lambda(s)$, $s \in \mathbb{T}$ has two continuous derivatives*

\mathcal{I}_3 . The sensors are not aligned, therefore

$$\begin{vmatrix} x_1 & x_2 & x_3 \\ y_1 & y_2 & y_3 \\ 1 & 1 & 1 \end{vmatrix} \neq 0.$$

By condition \mathcal{I}_1 the case $\tau_j = 0$ is excluded. Due to condition \mathcal{I}_1 we restrain the parameter space to

$$\Theta = [(\alpha_1, \alpha_2) \times (\beta_1, \beta_2)] \setminus \left[\bigcup_{j=1}^3 B(\vartheta_j, \varepsilon) \right],$$

where $B(\vartheta_j, \varepsilon) = \{z \in \mathbb{R}^2 : \|\vartheta_j - z\| \leq \varepsilon\}$. If the position of the source coincides with the position of one of the sensors, then for this sensor $\tau_j = 0$ and the properties of the estimators will be different. For example, the limit likelihood ratio $Z(u)$ can be defined for the positive values of one component of u only. This situation corresponds to the case, where the true value of the unknown parameter is on the border of a parametric set (see, e.g. [15], where such situation was described). Remark, that if the condition \mathcal{I}_2 is not fulfilled and the sensors are in the same line, then the consistent estimation of the position ϑ_0 is not feasible. Of course such conclusion depends on the set Θ too. Suppose that the detectors are on a line on the seashore and the source can be only be located on one side, then two detectors are sufficient for the consistent estimation of the position of the Poisson (radioactive) source.

The likelihood $L(\vartheta, X^n)$ according to (3) is given by (see for example [15]).

$$\begin{aligned} \ln L(\vartheta, X^{(n)}) &= \sum_{j=1}^3 \int_0^T \ln \frac{\lambda_{j,n}(\vartheta, t)}{n\lambda_0} dX_j(t) - \sum_{j=1}^3 \int_0^T (\lambda_{j,n}(\vartheta, t) - n\lambda_0) dt \\ &= \sum_{j=1}^3 \int_{\tau_j}^T \ln \left(1 + \frac{\lambda(t - \tau_j)}{\lambda_0} \right) dX_j(t) - n \sum_{j=1}^3 \int_{\tau_j}^T \lambda(t - \tau_j) dt. \end{aligned}$$

Recall that here $\tau_j = \tau_j(\vartheta)$.

If the intensity function of the signal is constant $\lambda(t) \equiv \lambda_1 > 0$, then the likelihood ratio is simplified

$$\ln L(\vartheta, X^{(n)}) = \ln \left(1 + \frac{\lambda_1}{\lambda_0} \right) \sum_{j=1}^3 [X_j(T) - X_j(\tau_j)] - n\lambda_1 \sum_{j=1}^3 [T - \tau_j].$$

The Bayesian estimator $\tilde{\vartheta}_n = (\tilde{x}_n, \tilde{y}_n)$ of the parameter $\vartheta_0 = (x_0, y_0)$ with respect to the quadratic loss function is defined by a conditional expectation which can be written as follows

$$\tilde{\vartheta}_n = \mathbf{E}(\vartheta / X^{(n)}) = \int_{\Theta} \vartheta p(\vartheta) L(\vartheta, X^{(n)}) \, d\vartheta \left(\int_{\Theta} p(\vartheta) L(\vartheta, X^{(n)}) \, d\vartheta \right)^{-1}.$$

Even if the vector ϑ is not random with a given prior density we can use this formula to calculate $\tilde{\vartheta}_n$ which is no more a conditional expectation, but just some way to construct the estimator. In this case it can be called *generalized Bayesian estimator* [12]. Therefore we can take any positive continuous function $p(\vartheta)$, $\vartheta \in \Theta$. For example, as the set Θ is bounded, we can put $p(\vartheta) = 1$.

Note that if the intensity of the signal is constant $\lambda(t) \equiv \lambda_1$, then the estimator can be calculated as follows

$$\tilde{\vartheta}_n = \frac{\int_{\Theta} \vartheta \prod_{j=1}^3 \left(1 + \frac{\lambda_1}{\lambda_0}\right)^{-X_j(\tau_j(\vartheta))} e^{n\lambda_1 \sum_{j=1}^3 \tau_j(\vartheta)} d\vartheta}{\int_{\Theta} \prod_{j=1}^3 \left(1 + \frac{\lambda_1}{\lambda_0}\right)^{-X_j(\tau_j(\vartheta))} e^{n\lambda_1 \sum_{j=1}^3 \tau_j(\vartheta)} d\vartheta},$$

where $\tau_j(\vartheta) = \nu^{-1} \|\vartheta_j - \vartheta\|$.

In order to describe the properties of the Bayesian estimator, we need some additional notations. First let us introduce the unit vectors m_j , for $j = 1, \dots, 3$

$$m_j = \left(\frac{x_j - x_0}{\rho_j}, \frac{y_j - y_0}{\rho_j} \right), \quad \rho_j = \|\vartheta_j - \vartheta_0\|, \quad \|m_j\| = 1$$

and the sets

$$\mathbb{B}_j = \{u : \langle m_j, u \rangle \geq 0\}, \quad \mathbb{B}_j^c = \{u : \langle m_j, u \rangle < 0\}.$$

Here $\langle m_j, u \rangle$ denotes the Euclidean scalar product of the vectors m_j and $u = (u_1, u_2)$. The limit likelihood ratio $Z(u)$, $u \in \mathbb{R}^2$ we denote as follows

$$\begin{aligned} \ln Z(u) &= \ell \sum_{j=1}^3 \left[\Pi_{j,+}(u) \mathbb{I}_{\{u \in \mathbb{B}_j\}} - \Pi_{j,-}(u) \mathbb{I}_{\{u \in \mathbb{B}_j^c\}} \right] \\ &\quad - \frac{\lambda_1}{\nu} \langle m_1 + m_2 + m_3, u \rangle, \end{aligned}$$

where $\ell = \ln \left(1 + \frac{\lambda_1}{\lambda_0}\right)$, $\Pi_{j,+}(u)$, $u \in \mathbb{B}_j$ and $\Pi_{j,-}(u)$, $u \in \mathbb{B}_j^c$ are independent Poisson random fields such that

$$\mathbf{E}_{\vartheta_0} \Pi_{j,+}(u) = \frac{\langle m_j, u \rangle}{\nu}, \quad \mathbf{E}_{\vartheta_0} \Pi_{j,-}(u) = -\frac{\langle m_j, u \rangle}{\nu}.$$

Second, we define the random vector $\tilde{\zeta} = (\tilde{\zeta}_1, \tilde{\zeta}_2)$ with the components

$$\tilde{\zeta}_1 = \int_{\mathcal{R}^2} u_1 Z(u_1, u_2) \, du_1 du_2 \left(\int \int_{\mathcal{R}^2} Z(u_1, u_2) \, du_1 du_2 \right)^{-1}$$

and

$$\tilde{\zeta}_2 = \int_{\mathcal{R}^2} u_2 Z(u_1, u_2) \, du_1 du_2 \left(\int \int_{\mathcal{R}^2} Z(u_1, u_2) \, du_1 du_2 \right)^{-1}.$$

The main results of this work are the following two theorems. We first introduce the lower bound on the risk of all estimators.

Theorem 1 *Let the conditions \mathcal{I} be fulfilled. Then for all $\vartheta_0 \in \Theta$ and a quadratic loss function,*

$$\lim_{\delta \rightarrow 0} \liminf_{n \rightarrow \infty} \inf_{\bar{\vartheta}_n} \sup_{\|\vartheta - \vartheta_0\| < \delta} n^2 \mathbf{E}_{\vartheta} \|\bar{\vartheta}_n - \vartheta\|^2 \geq \mathbf{E} \|\tilde{\zeta}\|^2. \quad (7)$$

Here the *inf* is taken over all possible estimators $\bar{\vartheta}_n$ of the parameter ϑ . The inequality (7) allows us to give the following definition of efficient estimator.

Definition 1 *Let the conditions \mathcal{I} be satisfied. The estimator ϑ_n^* is asymptotically efficient, if for all $\vartheta_0 \in \Theta$ we have*

$$\lim_{\delta \rightarrow 0} \lim_{n \rightarrow +\infty} \sup_{\|\vartheta - \vartheta_0\| < \delta} n^2 \mathbf{E}_{\vartheta} \|\vartheta_n^* - \vartheta\|^2 = \mathbf{E} \|\tilde{\zeta}\|^2. \quad (8)$$

The second theorem describes the asymptotic behavior of the estimator $\tilde{\vartheta}_n = (\tilde{x}_n, \tilde{y}_n)$.

Theorem 2 *Let the conditions \mathcal{I} be fulfilled. Then the Bayesian estimator $\tilde{\vartheta}_n$ is uniformly on compacts $\mathbb{K} \subset \Theta$ consistent: for any $\gamma > 0$*

$$\sup_{\vartheta_0 \in \mathbb{K}} \mathbf{P}_{\vartheta_0} \left(\|\tilde{\vartheta}_n - \vartheta_0\| > \gamma \right) \longrightarrow 0,$$

we have convergence in distribution

$$n \left(\tilde{\vartheta}_n - \vartheta_0 \right) \implies \tilde{\zeta},$$

and convergence of moments: for any $p > 0$

$$\lim_{n \rightarrow \infty} n^p \mathbf{E}_{\vartheta_0} \|\tilde{\vartheta}_n - \vartheta_0\|^p = \mathbf{E}_{\vartheta_0} \|\tilde{\zeta}\|^p,$$

and $\tilde{\vartheta}_n$ is asymptotically efficient.

The proofs of these theorems are given in the next section. They are based on the general results of Ibragimov and Khasminskii [12] for the problem of parameter estimation in the case of i.i.d. observations with a discontinuous density function and the application of their results to the study of Bayesian estimators for inhomogeneous Poisson processes see ([15], Chapter 5).

Let us remind the main steps of these proofs. Introduce the normalized likelihood ratio random field

$$Z_n(u) = \frac{L(\vartheta_0 + \frac{u}{n}, X^n)}{L(\vartheta_0, X^n)}, \quad u \in \mathbb{U}_n,$$

where

$$\mathbb{U}_n = \left\{ u : \vartheta_0 + \frac{u}{n} \in \Theta \right\}.$$

Moreover we extend the set \mathbb{U}_n to cover the balls around the sensors

$$\mathbb{U}_n = \left(n(\alpha_1 - x_0), n(\alpha_2 - x_0) \right) \times \left(n(\beta_1 - y_0), n(\beta_2 - y_0) \right) \nearrow \mathcal{R}^2,$$

as $n \rightarrow \infty$. i.e., we extended the process $Z_n(u)$ on the values u belonging to the balls $\vartheta_0 + \frac{u}{n} \in B(\vartheta_j, \varepsilon)$. This requires certain modifications of the general method developed in [12], which can be done without difficulties. What is important is to respect the condition $\vartheta_0 \notin B(\vartheta_j, \varepsilon)$.

Suppose that we have already proved the convergence of finite dimensional distributions $Z_n(\cdot) \Rightarrow Z(\cdot)$. Below we change the variables $\vartheta = \vartheta_0 + \frac{u}{n}$. We have

$$\begin{aligned} \tilde{\vartheta}_n &= \int_{\Theta} \vartheta \frac{L(\vartheta, X^n)}{L(\vartheta_0, X^n)} d\vartheta \left(\int_{\Theta} \frac{L(\vartheta, X^n)}{L(\vartheta_0, X^n)} d\vartheta \right)^{-1} \\ &= \vartheta_0 + \frac{1}{n} \int_{\mathbb{U}_n} u Z_n(u) du \left(\int_{\mathbb{U}_n} Z_n(u) du \right)^{-1} \end{aligned}$$

and

$$n(\tilde{\vartheta}_n - \vartheta_0) = \int_{\mathbb{U}_n} u Z_n(u) du \left(\int_{\mathbb{U}_n} Z_n(u) du \right)^{-1}.$$

If we prove the convergence

$$\begin{aligned} &\left(\int_{\mathbb{U}_n} u_1 Z_n(u) du, \int_{\mathbb{U}_n} u_2 Z_n(u) du, \int_{\mathbb{U}_n} Z_n(u) du \right) \\ &\quad \Rightarrow \left(\int_{\mathcal{R}^2} u_1 Z(u) du, \int_{\mathcal{R}^2} u_2 Z(u) du, \int_{\mathcal{R}^2} Z(u) du \right), \end{aligned}$$

then we obtain the limit

$$n \left(\tilde{\vartheta}_n - \vartheta_0 \right) \Longrightarrow \tilde{\zeta}.$$

To obtain the convergence of moments we have to check the uniform integrability of the random variables $\left\| n \left(\tilde{\vartheta}_n - \vartheta_0 \right) \right\|^p$ for any $p > 0$.

This work was realized in [12] in a sufficiently general framework (see Theorem 1.10.2 there). In the next section we verify the conditions of this theorem.

Suppose that we already proved Theorem 2, then the proof of Theorem 1 could be done as follows. Let us fix some small $\delta > 0$, then

$$\begin{aligned} \sup_{\|\vartheta - \vartheta_0\| < \delta} n^2 \mathbf{E}_\vartheta \|\bar{\vartheta}_n - \vartheta\|^2 &\geq n^2 \int_{B(\vartheta_0, \delta)} \mathbf{E}_\vartheta \|\bar{\vartheta}_n - \vartheta\|^2 q(\vartheta) d\vartheta \\ &\geq n^2 \int_{B(\vartheta_0, \delta)} \mathbf{E}_\vartheta \|\tilde{\vartheta}_{q,n} - \vartheta\|^2 q(\vartheta) d\vartheta, \end{aligned}$$

where $q(\vartheta)$, $\vartheta \in B(\vartheta_0, \delta)$ is some positive continuous density on $B(\vartheta_0, \delta)$ and $\tilde{\vartheta}_{q,n}$ is a BE, which corresponds to this prior density. From the convergence of second moments we have

$$n^2 \int_{B(\vartheta_0, \delta)} \mathbf{E}_\vartheta \|\tilde{\vartheta}_{q,n} - \vartheta\|^2 q(\vartheta) d\vartheta \longrightarrow \int_{B(\vartheta_0, \delta)} \mathbf{E}_\vartheta \|\tilde{\zeta}\|^2 q(\vartheta) d\vartheta.$$

The continuity of $\mathbf{E}_\vartheta \|\tilde{\zeta}\|^2$ w.r.t. ϑ allows us to write the last limit

$$\int_{B(\vartheta_0, \delta)} \mathbf{E}_\vartheta \|\tilde{\zeta}\|^2 q(\vartheta) d\vartheta \longrightarrow \mathbf{E}_{\vartheta_0} \|\tilde{\zeta}\|^2$$

as $\delta \rightarrow 0$. Note that the lower bound (7) is a particular case of more general result in [12].

4 Proofs

Introduce the normalized likelihood random field

$$\begin{aligned} Z_n(u) &= \exp \left\{ \sum_{j=1}^3 \int_0^T \ln \frac{\lambda_{j,n}(\vartheta_0 + \frac{u}{n}, t)}{\lambda_{j,n}(\vartheta_0, t)} dX_j(t) \right. \\ &\quad \left. - \sum_{j=1}^3 \int_0^T \left(\lambda_{j,n}(\vartheta_0 + \frac{u}{n}, t) - \lambda_{j,n}(\vartheta_0, t) \right) dt \right\}, \end{aligned}$$

where $u = (u_1, u_2) \in \mathbb{U}_n$.

Lemma 1 *Let the conditions $\mathcal{I}_1, \mathcal{I}_2$ be satisfied, then the finite dimensional distributions of the process $Z_n(u), u \in \mathbb{U}_n$ converge to the finite dimensional distributions of the process $Z(u), u \in \mathcal{R}^2$ and this convergence is uniform with respect to $\vartheta_0 \in \mathbb{K}$.*

Proof. The characteristic function of $\ln Z_n(u)$ is calculated as follows (see [15])

$$\begin{aligned} \Phi_n(\mu; u) &= \mathbf{E}_{\vartheta_0} \exp [i\mu \ln Z_n(u)] \\ &= \exp \left\{ \sum_{j=1}^3 \int_0^T \left[\exp \left(i\mu \ln \frac{\lambda_{j,n}(\vartheta_0 + \frac{u}{n}, t)}{\lambda_{j,n}(\vartheta_0, t)} \right) - 1 \right] \lambda_{j,n}(\vartheta_0, t) dt \right. \\ &\quad \left. - i\mu \sum_{j=1}^3 \int_0^T \left(\lambda_{j,n}(\vartheta_0 + \frac{u}{n}, t) - \lambda_{j,n}(\vartheta_0, t) \right) dt \right\}. \end{aligned}$$

Introduce the sets A_k^n for $k = 1, \dots, 8$, and $u = (u_1, u_2) \in \mathbb{U}_n$

$$\begin{aligned} A_1^n &= \{u \in \mathbb{U}_n, \quad \langle u, m_1 \rangle \geq 0, \langle u, m_2 \rangle \leq 0, \quad \langle u, m_3 \rangle \leq 0\}, \\ A_2^n &= \{u \in \mathbb{U}_n, \quad \langle u, m_1 \rangle \geq 0, \langle u, m_2 \rangle \geq 0, \quad \langle u, m_3 \rangle \leq 0\}, \\ A_3^n &= \{u \in \mathbb{U}_n, \quad \langle u, m_1 \rangle \geq 0, \langle u, m_2 \rangle \geq 0, \quad \langle u, m_3 \rangle \geq 0\}, \\ A_4^n &= \{u \in \mathbb{U}_n, \quad \langle u, m_1 \rangle \leq 0, \langle u, m_2 \rangle \geq 0, \quad \langle u, m_3 \rangle \geq 0\}, \\ A_5^n &= \{u \in \mathbb{U}_n, \quad \langle u, m_1 \rangle \leq 0, \langle u, m_2 \rangle \leq 0, \quad \langle u, m_3 \rangle \geq 0\}, \\ A_6^n &= \{u \in \mathbb{U}_n, \quad \langle u, m_1 \rangle \leq 0, \langle u, m_2 \rangle \leq 0, \quad \langle u, m_3 \rangle \leq 0\}, \\ A_7^n &= \{u \in \mathbb{U}_n, \quad \langle u, m_1 \rangle \geq 0, \langle u, m_2 \rangle < 0, \quad \langle u, m_3 \rangle \geq 0\}, \\ A_8^n &= \{u \in \mathbb{U}_n, \quad \langle u, m_1 \rangle < 0, \langle u, m_2 \rangle \geq 0, \quad \langle u, m_3 \rangle < 0\}. \end{aligned}$$

Define $\vartheta_u = \vartheta_0 + \frac{u}{n}$, $\tau_j = \tau_j(\vartheta_0)$, $\rho_j = \nu \tau_j$ and

$$\tau_j(\vartheta_u) = \frac{1}{\nu} \sqrt{\left(x_j - x_0 - \frac{u_1}{n}\right)^2 + \left(y_j - y_0 - \frac{u_2}{n}\right)^2}.$$

It follows from condition \mathcal{I}_1 that $\tau_j(\vartheta_u)$ is differentiable w.r.t. u on \mathbb{U}_n . Using the Taylor expansion we obtain

$$\begin{aligned} \tau_j(\vartheta_u) &= \tau_j - \frac{u_1(x_j - x_0) + u_2(y_j - y_0)}{\nu n \rho_j} + \varepsilon_n(u) \\ &= \tau_j - \frac{1}{\nu n} \langle u, m_j \rangle + \varepsilon_n(u), \end{aligned}$$

where $n\varepsilon_n(u) \rightarrow 0$ uniformly on compacts u as $n \rightarrow \infty$. Thus

$$\tau_j(\vartheta_u) - \tau_j = -\frac{1}{\nu n} \langle u, m_j \rangle + \varepsilon_n(u).$$

Therefore for all $j = 1, 2, 3$, bounded sets of u and n sufficiently large we have

$$\begin{cases} \tau_j \geq \tau_j(\vartheta_u), & \text{if } \langle u, m_j \rangle \geq 0, \\ \tau_j \leq \tau_j(\vartheta_u), & \text{if } \langle u, m_j \rangle \leq 0. \end{cases}$$

We will use this fact to calculate the characteristic function $\Phi_n(\mu; u)$ for each set A_k^n , $k = 1, \dots, 8$ and obtain its limit.

If $u \in A_1^n$, then $\tau_1 \geq \tau_1(\vartheta_u)$, $\tau_2 \leq \tau_2(\vartheta_u)$ and $\tau_3 \leq \tau_3(\vartheta_u)$. Therefore we can write

$$\begin{aligned} & \int_0^T \left[\exp \left(i\mu \ln \frac{\lambda_{1,n}(\vartheta_0 + \frac{u}{n}, t)}{\lambda_{1,n}(\vartheta_0, t)} \right) - 1 \right] \lambda_{1,n}(\vartheta_0, t) dt \\ &= n\lambda_0 \int_{\tau_1(\vartheta_u)}^{\tau_1} \left[\exp \left(i\mu \ln \frac{\lambda(t - \tau_1(\vartheta_u)) + \lambda_0}{\lambda_0} \right) - 1 \right] dt \\ &+ n \int_{\tau_1}^T \left[\exp \left(i\mu \ln \frac{\lambda(t - \tau_1(\vartheta_u)) + \lambda_0}{\lambda(t - \tau_1) + \lambda_0} \right) - 1 \right] [\lambda(t - \tau_1) + \lambda_0] dt. \end{aligned}$$

Using once again Taylor's expansions by the powers of $\frac{u}{n}$ we obtain the representation

$$\begin{aligned} & \int_0^T \left[\exp \left(i\mu \ln \frac{\lambda_{1,n}(\vartheta_0 + \frac{u}{n}, t)}{\lambda_{1,n}(\vartheta_0, t)} \right) - 1 \right] \lambda_{1,n}(\vartheta_0, t) dt \\ &= \left[\exp \left\{ i\mu \ln \frac{\lambda_1 + \lambda_0}{\lambda_0} \right\} - 1 \right] \frac{\lambda_0}{\nu} \langle u, m_1 \rangle + o(1). \end{aligned}$$

The similar arguments give us the relations

$$\begin{aligned} & \int_0^T \left[\exp \left(i\mu \ln \frac{\lambda_{2,n}(\vartheta_0 + \frac{u}{n}, t)}{\lambda_{2,n}(\vartheta_0, t)} \right) - 1 \right] \lambda_{2,n}(\vartheta_0, t) dt \\ &= - \left[\exp \left\{ -i\mu \ln \frac{\lambda_1 + \lambda_0}{\lambda_0} \right\} - 1 \right] \frac{\lambda_1 + \lambda_0}{\nu} \langle u, m_2 \rangle + o(1) \end{aligned}$$

and

$$\begin{aligned} & \int_0^T \left[\exp \left(i\mu \ln \frac{\lambda_{3,n}(\vartheta_0 + \frac{u}{n}, t)}{\lambda_{3,n}(\vartheta_0, t)} \right) - 1 \right] \lambda_{3,n}(\vartheta_0, t) dt \\ &= - \left[\exp \left\{ -i\mu \ln \frac{\lambda_1 + \lambda_0}{\lambda_0} \right\} - 1 \right] \frac{\lambda_1 + \lambda_0}{\nu} \langle u, m_3 \rangle + o(1). \end{aligned}$$

Therefore for $u \in A_1^n$ we obtain the limit

$$\lim_{n \rightarrow \infty} \Phi_n(\mu; u) = \exp \left\{ \left[\exp(i\mu\ell) - 1 \right] \frac{\lambda_0}{\nu} \langle u, m_1 \rangle \right\}$$

$$- \left[\exp(-i\mu\ell) - 1 \right] \frac{\lambda_0 + \lambda_1}{\nu} \langle u, m_2 + m_3 \rangle - i\mu r(u) \Big\}.$$

If $u \in A_2^n$, then similar arguments allow us to verify that

$$\begin{aligned} \lim_{n \rightarrow \infty} \Phi_n(\mu; u) = \exp \Big\{ & \left[\exp(i\mu\ell) - 1 \right] \frac{\lambda_0}{\nu} \langle u, m_1 + m_2 \rangle \\ & - \left[\exp(-i\mu\ell) - 1 \right] \frac{\lambda_0 + \lambda_1}{\nu} \langle u, m_3 \rangle - i\mu r(u) \Big\}. \end{aligned}$$

For $u \in A_3^n$ we have

$$\lim_{n \rightarrow \infty} \Phi_n(\mu; u) = \exp \Big\{ \left[\exp(i\mu\ell) - 1 \right] \frac{\lambda_0}{\nu} \langle u, m_1 + m_2 + m_3 \rangle - i\mu r(u) \Big\}.$$

For other sets A_k^n we have the corresponding limits. For all sets these limits provide the convergence of characteristic functions

$$\mathbf{E}_{\vartheta_0} \exp[i\mu \ln Z_n(u)] \longrightarrow \mathbf{E}_{\vartheta_0} \exp[i\mu \ln Z(u)].$$

Therefore we have the convergence of one-dimensional distributions.

Using the same arguments it is possible to verify the convergence of the finite-dimensional distributions too, i.e., for any u_1, \dots, u_L and reals μ_1, \dots, μ_L we have

$$\mathbf{E}_{\vartheta_0} \exp \left[i \sum_{l=1}^L \mu_l \ln Z_n(u_l) \right] \longrightarrow \mathbf{E}_{\vartheta_0} \exp \left[i \sum_{l=1}^L \mu_l \ln Z(u_l) \right].$$

Moreover from the presented proofs it follows that the convergence of finite-dimensional distributions is uniform on the compacts $\mathbb{K} \subset \Theta$. In particular,

$$\lim_{n \rightarrow \infty} \sup_{\vartheta_0 \in \mathbb{K}} \left| \mathbf{E}_{\vartheta_0} \exp \left[i \sum_{l=1}^L \mu_l \ln Z_n(u_l) \right] - \mathbf{E}_{\vartheta_0} \exp \left[i \sum_{l=1}^L \mu_l \ln Z(u_l) \right] \right| = 0.$$

Further we need the following result.

Lemma 2 *Let the condition $\mathcal{I}_1, \mathcal{I}_2$ be fulfilled, then for any $R > 0$ and $\|u\| + \|v\| \leq R$, $u, v \in \mathbb{U}_n$ we have*

$$\sup_{\vartheta_0 \in \mathbb{K}} \mathbf{E}_{\vartheta_0} \left| Z_n^{\frac{1}{2}}(u) - Z_n^{\frac{1}{2}}(v) \right|^2 \leq C(1 + R) \|u - v\|,$$

where $C > 0$.

Proof. According to the Lemma 1.5 in [15], we have

$$\begin{aligned}
& \mathbf{E}_{\vartheta_0} \left| Z_n^{\frac{1}{2}}(u) - Z_n^{\frac{1}{2}}(v) \right|^2 \\
& \leq \sum_{j=1}^3 \int_0^T \left[\sqrt{\lambda_{j,n} \left(\vartheta_0 + \frac{u}{n}, t \right)} - \sqrt{\lambda_{j,n} \left(\vartheta_0 + \frac{v}{n}, t \right)} \right]^2 dt \\
& \leq n \sum_{j=1}^3 \int_0^T \left[\sqrt{\lambda(t - \tau_j(\vartheta_u)) \mathbb{I}_{\{t > \tau_j(\vartheta_u)\}} + \lambda_0} \right. \\
& \quad \left. - \sqrt{\lambda(t - \tau_j(\vartheta_v)) \mathbb{I}_{\{t > \tau_j(\vartheta_v)\}} + \lambda_0} \right]^2 dt \\
& \leq Cn \sum_{j=1}^3 \int_0^T \left[\lambda(t - \tau_j(\vartheta_u)) \mathbb{I}_{\{t > \tau_j(\vartheta_u)\}} - \lambda(t - \tau_j(\vartheta_v)) \mathbb{I}_{\{t > \tau_j(\vartheta_v)\}} \right]^2 dt.
\end{aligned}$$

Here we use the elementary relations

$$\left[\sqrt{a} - \sqrt{b} \right]^2 = \frac{[a - b]^2}{[\sqrt{a} + \sqrt{b}]^2} \leq C [a - b]^2, \quad C = \frac{1}{4M},$$

where $a > 0, b > 0$ and $M \geq (a \vee b)$.

Consider the values $|u| + |v| \leq R$ with some $R > 0$. Then using once again Taylor's expansions we obtain

$$\lambda(t - \tau_j(\vartheta_u)) - \lambda(t - \tau_j(\vartheta_v)) = \frac{1}{\nu n} \lambda'(t - \tau_j) \langle u - v, m_j \rangle + \varepsilon_n(u, v)$$

and for large n

$$|\tau_j(\vartheta_u) - \tau_j(\vartheta_v)| \leq \frac{2}{\nu n} |\langle u - v, m_j \rangle| \leq \frac{C}{n} \|u - v\|.$$

These two estimates allow us to write

$$\begin{aligned}
& n \sum_{j=1}^3 \int_0^T \left[\lambda(t - \tau_j(\vartheta_u)) \mathbb{I}_{\{t > \tau_j(\vartheta_u)\}} - \lambda(t - \tau_j(\vartheta_v)) \mathbb{I}_{\{t > \tau_j(\vartheta_v)\}} \right]^2 dt \\
& \leq C \|u - v\| + \frac{C}{n} \|u - v\|^2 \leq C(1 + R) \|u - v\|.
\end{aligned}$$

The last result is given in the next lemma.

Lemma 3 *Let conditions \mathcal{I} be fulfilled, then for $u \in \mathbb{U}_n$*

$$\sup_{\vartheta_0 \in \mathbb{K}} \mathbf{E}_{\vartheta_0} Z_n^{\frac{1}{2}}(u) \leq e^{-\kappa \|u\|}, \quad (9)$$

where $\kappa > 0$.

Proof. According to Lemma 1.5 of [15] we can write

$$\mathbf{E}_{\vartheta_0} \left[Z_n^{\frac{1}{2}}(u) \right] = \exp \left\{ -\frac{1}{2} \sum_{j=1}^3 \int_0^T \left[\sqrt{\lambda_{j,n} \left(\vartheta_0 + \frac{u}{n}, t \right)} - \sqrt{\lambda_{j,n}(\vartheta_0, t)} \right]^2 dt \right\}.$$

Elementary calculations leads to

$$\begin{aligned} & \left[\sqrt{\lambda_{j,n} \left(\vartheta_0 + \frac{u}{n}, t \right)} - \sqrt{\lambda_{j,n}(\vartheta_0, t)} \right]^2 \\ &= \frac{n \left[\lambda(t - \tau_j(\vartheta_u)) \mathbb{I}_{\{t > \tau_j(\vartheta_u)\}} - \lambda(t - \tau_j) \mathbb{I}_{\{t > \tau_j\}} \right]^2}{\left[\sqrt{\lambda(t - \tau_j(\vartheta_u)) \mathbb{I}_{\{t > \tau_j(\vartheta_u)\}} + \lambda_0} + \sqrt{\lambda(t - \tau_j) \mathbb{I}_{\{t > \tau_j\}} + \lambda_0} \right]^2} \\ &\geq nc \left[\lambda(t - \tau_j(\vartheta_u)) \mathbb{I}_{\{t > \tau_j(\vartheta_u)\}} - \lambda(t - \tau_j) \mathbb{I}_{\{t > \tau_j\}} \right]^2 \end{aligned}$$

where $c = \frac{1}{4\lambda_M}$ with the constant $\lambda_M \geq \lambda(t) + \lambda_0$.

Let us now consider ϑ such that $\|\vartheta - \vartheta_0\| \leq \delta$ with small $\delta > 0$ and such that $\tau_j(\vartheta) > \tau_j$. Then for sufficiently small δ we can write

$$\begin{aligned} & \int_0^T \left[\lambda(t - \tau_j(\vartheta)) \mathbb{I}_{\{t > \tau_j(\vartheta)\}} - \lambda(t - \tau_j) \mathbb{I}_{\{t > \tau_j\}} \right]^2 dt \\ &= \int_{\tau_j}^{\tau_j(\vartheta)} \lambda(t - \tau_j)^2 dt + \int_{\tau_j(\vartheta)}^T [\lambda(t - \tau_j(\vartheta)) - \lambda(t - \tau_j)]^2 dt \\ &\geq k [\tau_j(\vartheta) - \tau_j] - c_j \|\vartheta - \vartheta_0\|^2 \geq k_j [\tau_j(\vartheta) - \tau_j] \end{aligned}$$

with $k = \min_t \lambda(t)^2 > 0$ and some positive constant c_j, k_j .

Using this last inequality we obtain

$$\begin{aligned} & \sum_{j=1}^3 \int_0^T \left[\sqrt{\lambda_{j,n} \left(\vartheta_0 + \frac{u}{n}, t \right)} - \sqrt{\lambda_{j,n}(\vartheta_0, t)} \right]^2 dt \geq n\gamma \sum_{j=1}^3 |\tau_j(\vartheta) - \tau_j(\vartheta_0)| \\ &\geq \gamma \sum_{j=1}^3 |\langle m_j, u \rangle| + \varepsilon_n(\delta) \geq \gamma_1 \sum_{j=1}^3 \left| \left\langle m_j, \frac{u}{\|u\|} \right\rangle \right| \|u\| \\ &\geq \gamma_1 \inf_{\|e\|=1} \sum_{j=1}^3 |\langle m_j, e \rangle| \|u\| \geq \kappa_1 \|u\|, \end{aligned} \tag{10}$$

where $\kappa_1 > 0$.

Next we consider the case $\|\vartheta - \vartheta_0\| = \left\| \frac{u}{n} \right\| > \delta$. Let us denote

$$g(\vartheta_0, \delta) = \inf_{\|\vartheta - \vartheta_0\| > \delta} \sum_{j=1}^3 \int_0^T \left[\lambda(t - \tau_j(\vartheta)) \mathbb{I}_{\{t > \tau_j(\vartheta)\}} - \lambda(t - \tau_j) \mathbb{I}_{\{t > \tau_j\}} \right]^2 dt.$$

Remark that for any compact $\mathbb{K} \subset \Theta$

$$g_{\mathbb{K}}(\delta) = \inf_{\vartheta_0 \in \mathbb{K}} g(\vartheta_0, \delta) > 0.$$

Indeed, if $g_{\mathbb{K}}(\delta) = 0$, then there exists $\vartheta_1 \neq \vartheta_0$, such that

$$\sum_{j=1}^3 \int_0^T [\lambda(t - \tau_j(\vartheta_1)) \mathbb{I}_{\{t > \tau_j(\vartheta_1)\}} - \lambda(t - \tau_j(\vartheta_0)) \mathbb{I}_{\{t > \tau_j(\vartheta_0)\}}]^2 dt = 0.$$

Due to the indicator functions this equality is possible iff $\tau_j(\vartheta_1) = \tau_j(\vartheta_0)$, $j = 1, 2, 3$ but from the geometrical consideration this is impossible. Therefore $g_{\mathbb{K}}(\delta) > 0$ and for $\|\vartheta - \vartheta_0\| \geq \delta$ we can write

$$\begin{aligned} n \sum_{j=1}^3 \int_0^T [\lambda(t - \tau_j(\vartheta)) \mathbb{I}_{\{t > \tau_j(\vartheta)\}} - \lambda(t - \tau_j(\vartheta_0)) \mathbb{I}_{\{t > \tau_j(\vartheta_0)\}}]^2 dt \\ \geq n g_{\mathbb{K}}(\delta) \geq n g_{\mathbb{K}}(\delta) \frac{\|\vartheta - \vartheta_0\|}{D(\Theta)} \geq \kappa_2 \|u\|. \end{aligned} \quad (11)$$

Here

$$D(\Theta) = \sup_{\vartheta, \vartheta_0 \in \Theta} \|\vartheta - \vartheta_0\|, \quad \kappa_2 = \frac{g_{\mathbb{K}}(\delta)}{D(\Theta)}.$$

From the estimates (10) and (11) it follows that there exists $\kappa > 0$ such that

$$\sum_{j=1}^3 \int_0^T \left[\sqrt{\lambda_{j,n} \left(\vartheta_0 + \frac{u}{n}, t \right)} - \sqrt{\lambda_{j,n}(\vartheta_0, t)} \right]^2 dt \geq 2\kappa \|u\|.$$

This last estimate proves (9).

The properties of the normalized likelihood ratio $Z_n(u)$, $u \in \mathbb{U}_n$ described in the Lemmas 1-3 allow us to cite Theorem 1.10.2 in [12] and according to this theorem the BE $\tilde{\vartheta}_n$ has all the properties mentioned in Theorem 1.

5 Simulations

We illustrate the convergence of the estimators by means of numerical simulations. Consider the problem of localization of a Poisson source at the point $\vartheta_0 = (0, 0)$. We have three sensors ϑ_j ($j = 1, 2, 3$) respectively located at coordinates $\vartheta_1 = (8.5, 0)$, $\vartheta_2 = (0, 8.5)$ and $\vartheta_3 = (8.5 \cos(\frac{5\pi}{4}), 8.5 \sin(\frac{5\pi}{4}))$. We choose the values $\lambda_0 = 1$, $\lambda_1 = 2$ and for convenience $\nu = 1$. Each sensor

located at position ϑ_j records in the fixed time interval $[0, 10]$ measurements that are modeled by a Poisson point processes of intensity function

$$\lambda_j(\vartheta_0, t) = n + 2n\mathbb{I}_{\{t \geq \tau_j\}}.$$

The parameter space of the unknown coordinates of the source ϑ_0 was chosen as $\Theta = (-1, 1) \times (-1, 1)$ and the prior density of ϑ_0 is the uniform density in the unit square, i.e. $p(\vartheta) = \frac{1}{4}\mathbb{I}_{\{(x,y) \in [-1,1]^2\}}$. The BE $\tilde{\vartheta}_n$ was calculated using simulations for n running in the range $[1, 100]$. Fig. 5 displays the evolution of the Euclidean distance between the BE $\tilde{\vartheta}_n = (\tilde{x}_n, \tilde{y}_n)$ and ϑ_0 with n .

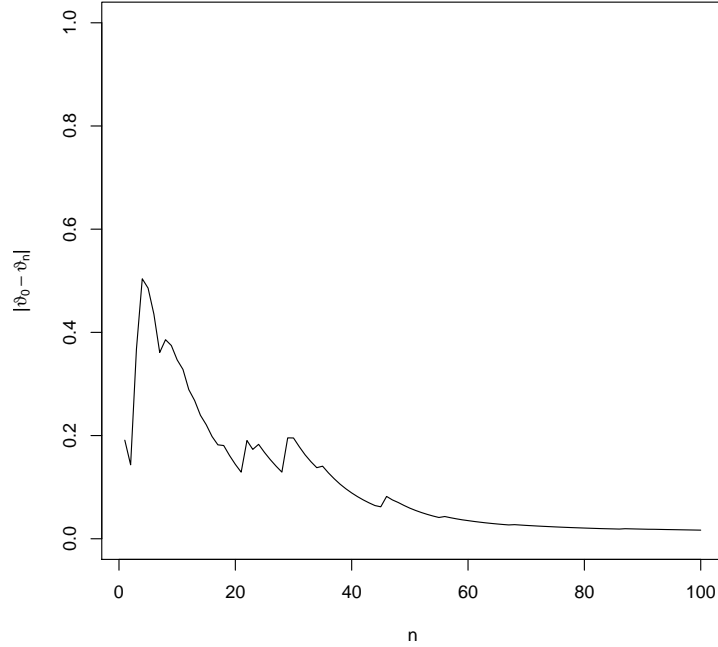


Figure 5: Evolution of error $\|\tilde{\vartheta}_n - \vartheta_0\|$

As can be seen the distance between ϑ_0 and the BE after initial fluctuations quickly decreases towards zero which illustrates the consistency of the BE.

We also made simulations for the MLE $\hat{\vartheta}_n$ of the same parameter ϑ_0 .

In what follows we present the graphs of the corresponding error obtained for the same simulation model with n running in the range $[1, 100]$.

As can be seen the Euclidean distance between the MLE and ϑ_0 quickly decreases towards zero after initial fluctuations:

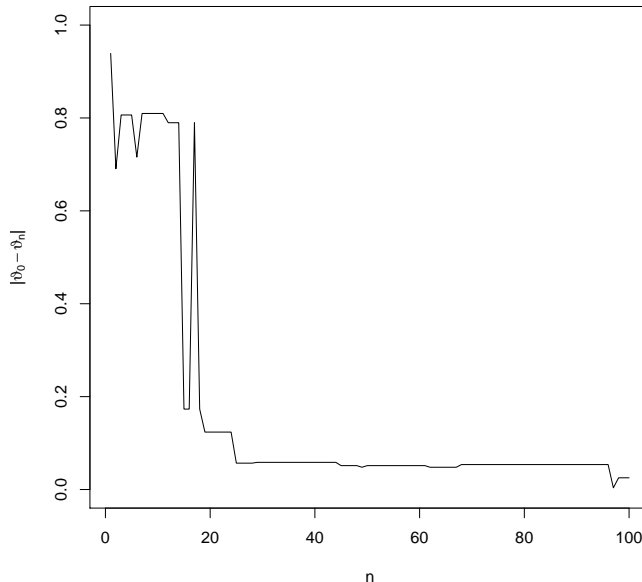


Figure 6: Evolution of error $\|\hat{\vartheta}_n - \vartheta_0\|$

We can see that the fluctuations of the MLE at the beginning are more important than those of the BE.

6 Discussions

Let us mention now some problems related to the study of the MLE. The main technical difficulty to apply the Ibragimov and Khasminskii approach in the study of the MLE in this change-point statement is in the checking of the tightness of the family of measures induced by the likelihood ratio random field $Z_n(u)$, $u \in \mathbb{U}_n$ in the space of its realizations. Recall that this is the space of surfaces with discontinuities along some curves.

Here we supposed that the signal and noise are of the same magnitude n , where $n \rightarrow \infty$. However, in some cases the signal can be much larger than the noise, say,

$$\lambda_{j,n}(\vartheta, t) = n\lambda(t - \tau_j(\vartheta)) \mathbb{I}_{\{t > \tau_j(\vartheta)\}} + \lambda_0, \quad 0 \leq t \leq T, \quad j = 1, 2, 3.$$

This case could be studied as well by means of the presented method but the limit $Z(u)$, $u \in \mathcal{R}^2$ of the normalized likelihood ratio function $Z_n(u)$, $u \in \mathbb{U}_n$ will be different.

As mentioned in the Introduction there are several other statements related to the problem of Poisson source localization depending on the regularity of the signals. The cases of smooth signals and cusp-type signals are considered in the works [3] and [8] respectively. In particular, in [3] the estimation of the parameter ϑ_0 by $k \geq 3$ sensors was made in two steps. First we estimate the moments of the arrival times of the signals, say, $\bar{\tau}_{1,n}, \dots, \bar{\tau}_{k,n}$, then given these estimators the localization $\bar{\vartheta}_n$ of the source is found by solving the system of equations

$$\bar{\tau}_{1,n}^2 \nu^2 = \|\vartheta_1 - \bar{\vartheta}_n\|^2, \quad \dots, \quad \bar{\tau}_{k,n}^2 \nu^2 = \|\vartheta_k - \bar{\vartheta}_n\|^2.$$

It is shown that the estimator $\bar{\vartheta}_n$ is consistent and asymptotically normal. It will be interesting to study the similar estimator in the change-point case.

Another question concerns the robustness of the estimators (MLE and BE) with respect to the knowledge of the model. Suppose that the signal $\lambda(t), t \geq 0$ is not exactly known and we use just a constant value $\lambda_1 > 0$. We can see what are the limits of the MLE and BE in such situations. It is known that in this case both estimators converge to the value $\hat{\vartheta}$ which minimizes the corresponding Kulback-Leibler distance. The one-dimensional case was studied in [6], where it was shown that for a wide range of values of λ_1 the BE is consistent even for the wrong model. We could suppose that the model considered in the present work has a similar property. Then the consistent estimation is possible in the case of misspecification as well.

Of course a similar problem could be studied for the models of signals in white Gaussian noise. Indeed, suppose that we have the same positions of the source and the detectors (see Fig. 1), but the signals are Gaussian

$$dX_{j,t} = S(t - \tau_j(\vartheta)) \mathbb{1}_{\{t \geq \tau_j(\vartheta)\}} dt + \varepsilon dW_{j,t}, \quad X_0 = 0, \quad 0 \leq t \leq T.$$

Here $j = 1, 2, 3$ and $W_{j,t}, 0 \leq t \leq T, j = 1, 2, 3$ are independent Wiener processes. Then we can describe the properties of the MLE and BE of the coordinates of the source in the asymptotics of small noise ($\varepsilon \rightarrow 0$) in the cases of different regularity of the signals (see e.g. [9]).

Acknowledgment. This work was done under partial financial support of the grant of RSF 14-49-00079.

References

- [1] Baidoo-Williams, H.E., Mudumbai, R. Bai, E. Dasgupta, S. (2015) Some theoretical limits on nuclear source localization and tracking. *Proceedings of the Information Theory and Applications Workshop (ITA)*: 270-274.

- [2] Chao, J.J. Drakopoulos, E. and Lee, C.C. (1987) Evidential reasoning approach to distributed multiple-hypothesis detection. *Proceedings of the Conference on Decision and Control*: 1826-1831.
- [3] Chernoyarov, O.V. and Kutoyants, Yu.A. (2018) Poisson source localization on the plane. Smooth case. Submitted.
- [4] Chin, J., Rao, N.S.V., Yau, D.K.Y., Shankar, M., Yang, J., Hou, J.C., Srivathsan, S. S., Iyengar, S. (2010) Identification of low-level point radioactive sources using a sensor network. *ACM Trans. Sen. Netw.* 7, 3, Article 21.
- [5] Chong, C.Y. and Kumar, S.P. (2003) Sensor networks: Evolution, opportunities, and challenges. *Proceedings of the IEEE* 91 (8): 1247-1256.
- [6] Dabye A.S., Farinetta C., Kutoyants Yu. A., (2003) On Bayesian estimators in misspecified change-point problem for a Poisson process. *Statist. Probab. Letters*, 61, 1, 17-30.
- [7] Dachian, S. (2003) Estimation of cusp location by Poisson observations. *Stat. Inference Stoch. Process.* 6, 1, 1–14.
- [8] Dachian, S., Chernoyarov, O.V. and Kutoyants, Yu.A. (2018) Poisson source localization on the plane. Cusp case. Submitted.
- [9] Dachian, S., Kordzakhia N., Kutoyants Yu.A. and Novikov, A. (2018) Estimation of cusp location of stochastic processes: a survey. *Stat. Inference Stoch. Process.* 21, 2,
- [10] Evans, R.D. (1963) *The Atomic Nucleus*. New York: McGraw-Hill.
- [11] Howse, J.W., Ticknor, L.O., Muske, K.R. (2011) Least squares estimation techniques for position tracking of radioactive sources. *Automatica* 37, 1727-1737.
- [12] Ibragimov, I. A. and Khasminskii, R. Z. (1981) *Statistical Estimation. Asymptotic Theory*. New York: Springer.
- [13] Karr, A. F. (1991) *Point Processes and Their Statistical Inference*. New York: Marcel Dekker.
- [14] Knoll, G.F. (2010) *Radiation Detection and Measurement*. New York: Wiley.

- [15] Kutoyants, Yu. A. (1998) *Statistical Inference for Spatial Poisson Processes*. New York: Springer.
- [16] Liu, Z. and Nehorai, A. (2004) Detection of particle sources with directional detector arrays. *Sensor Array and Multichannel Signal Processing Workshop Proceedings*: 196-200.
- [17] Luo, X. (2013) *GPS Stochastic Modelling*. New York: Springer.
- [18] Magee, M.J. and Aggarwal, J.K. (1985) Using multisensory images to derive the structure of three-dimensional objects - A review. *Computer Vision, Graphics and Image Processing* 32 (2): 145-157.
- [19] Mandel, L. (1958) Fluctuation of photon beams and their correlations. *Proceedings of the Physical Society (London)* 72: 1037-1048.
- [20] Morelande, M.R. and Ristic, B. Gunatilaka, A. (2007) Detection and parameter estimation of multiple radioactive sources. *Proceedings of the 10th International Conference on Information Fusion*: 1-7.
- [21] Ogata, Y. (1994) Seismological applications of statistical methods for point-process modeling. Bozdogan, H. ed. *Proceedings of the First U.S./Japan Conference on the Frontiers of Statistical Modeling: An Informational Approach*: 137-163.
- [22] Pahlajani, C.D., Poulakakis, I. and Tanner, H.G. (2013) Decision making in sensor networks observing Poisson processes. *Proceedings of the 21st Mediterranean Conference on Control and Automation*: 1230-1235.
- [23] Rao, N.S.V., Shankar, M., Chin, J.C., Yau, D.K.Y., Srivathsan, S. Iyengar, S.S., Yang, Y., Hou, J.C. (2008) Identification of low-level point radioactive sources using a sensor network. *Proceedings of the 7th international conference on Information processing in sensor networks*: 493-504.
- [24] Snyder, D.R. and Miller, M.I. (1991) *Random Point Processes in Time and Space*. New York: Springer.
- [25] Streit, R.L. (2010) *Poisson Point Processes: Imaging, Tracking, and Sensing*. Boston: Springer.
- [26] Zhao, F. and Guibas, L. (2004) *Wireless Sensor Network: An Information Processing Approach*. San Francisco: Morgan Kauffman.