

GLOBAL REGULARITY AND FAST SMALL SCALE FORMATION FOR EULER PATCH EQUATION IN A SMOOTH DOMAIN

ALEXANDER KISELEV* AND CHAO LI**

ABSTRACT. It is well known that the Euler vortex patch in \mathbb{R}^2 will remain regular if it is regular enough initially. In bounded domains, the regularity theory for patch solutions is less complete. In this paper, we study Euler vortex patches in a general smooth bounded domain. We prove global in time regularity by providing an upper bound on the growth of curvature of the patch boundary. For a special symmetric scenario, we construct an example of double exponential curvature growth, showing that our upper bound is qualitatively sharp.

1. INTRODUCTION

The incompressible Euler equation in a compact domain $D \subset \mathbb{R}^d$ with natural no-penetration boundary conditions is given by

$$\partial_t u + (u \cdot \nabla)u = \nabla p, \quad \nabla \cdot u = 0, \quad u \cdot n|_{\partial D} = 0.$$

We will only deal with the case $d = 2$, and it will be convenient for us to work with the equation in vorticity form. Thus, setting $\omega = \text{curl} u$, we have

$$(1.1) \quad \partial_t \omega + (u \cdot \nabla)\omega = 0,$$

$$(1.2) \quad u = \nabla^\perp (-\Delta_D)^{-1} \omega.$$

Here ∇^\perp and x^\perp denote $(\partial_2, -\partial_1)$ and $(x_2, -x_1)$ respectively, and Δ_D is the Dirichlet Laplacian (see e.g [13, 14]). Equation (1.2) is called the Biot-Savart law.

Global regularity for the 2D Euler equation with smooth initial data has been known since 1930s [17]. In this paper, we are interested in a class of rough solutions called vortex patches. These solutions need to be understood in an appropriate weak sense.

Assuming for a moment that u is sufficiently regular, define particle trajectories associated to the vector field u by

$$(1.3) \quad \frac{d}{dt} \Phi_t(x) = u(\Phi_t(x), t), \quad \Phi_0(x) = x.$$

Since the active scalar ω is transported by the velocity u from (1.1), it is straightforward to check that

$$(1.4) \quad \omega(x, t) = \omega_0(\Phi_t^{-1}(x)).$$

The solution satisfying (1.2), (1.3) and (1.4) is called a solution to the Euler equation in Yudovich sense (see [19, 13]).

An Euler vortex patch is a solution to the Euler equation in Yudovich sense of the form

* Department of Mathematics, Duke University, Durham NC 27708, USA; email: kiselev@math.duke.edu.

** Department of Mathematics, Rice University; Houston TX 77005, USA; email: chao.li@rice.edu.

$$(1.5) \quad \omega(x, t) = \sum_{k=1}^N \theta_k \chi_{\Omega_k(t)}(x).$$

Here θ_k are some constants, and $\Omega_k(t)$ are (evolving in time) bounded open sets in D with smooth (in some sense) boundaries, whose closures $\overline{\Omega_k(t)}$ are mutually disjoint.

It is well known that Yudovich solutions to the 2D Euler equation with initial data in $L^\infty \cap L^1$ exist and are unique (see [19] or [13, 14] for a modern proof). The main reason behind this result is the log-Lipschitz control on the velocity u , which allows to define the trajectories uniquely and derive appropriate estimates on the flow map Φ_t . In this paper, we study a stronger notion of patch regularity which refers to sufficient smoothness of the patch boundaries $\partial\Omega_k$, as well as to the lack of both self-intersections of each patch boundary and touching of different patches.

To be precise, we have the following definitions.

Definition 1.1. Let $\Omega \subseteq D$ be an open set whose boundary $\partial\Omega$ is a simple closed C^1 curve with arc-length $|\partial\Omega|$. A constant speed parametrization of $\partial\Omega$ is any counter-clockwise parametrization $z : \mathbb{T} \rightarrow \mathbb{R}^2$ of $\partial\Omega$ with $|z'| = \frac{1}{2\pi}|\partial\Omega|$ on the circle $\mathbb{T} := [-\pi, \pi]$ (with $\pm\pi$ identified), and we define $\|\Omega\|_{C^{m,\gamma}} := \|z\|_{C^{m,\gamma}}$.

Definition 1.2. Let $\theta_1, \dots, \theta_N \in \mathbb{R} \setminus \{0\}$, and for each $t \in [0, T]$, let $\Omega_1(t), \dots, \Omega_N(t) \subseteq D$ be open sets with pairwise disjoint closures whose boundaries $\partial\Omega_k(t)$ are simple closed curves. Let

$$\omega(x, t) := \sum_{k=1}^N \theta_k \chi_{\Omega_k(t)}(x).$$

Suppose ω also satisfies

$$\omega(x, t) = \omega_0(\Phi_t^{-1}(x))$$

where $\frac{d}{dt}\Phi_t(x) = u(\Phi_t(x), t)$, $\Phi_0(x) = x$, and u is given by (1.2). Then ω is called a patch solution to (1.1) and (1.2) with initial data ω_0 on the interval $[0, T]$. In addition, if we also have

$$\sup_{t \in [0, T']} \|\Omega_k(t)\|_{C^{m,\gamma}} < \infty$$

for each k and $T' \in (0, T)$, then ω is a $C^{m,\gamma}$ patch solution to (1.1) and (1.2) on $[0, T]$.

Remark. In the above definition, the domains $\Omega_k(t)$ are allowed to touch ∂D as long as $\partial\Omega_k(t)$ remain $C^{m,\gamma}$.

Possible singularity formation for two dimensional Euler vortex patches has been conjectured based on the numerical simulations in [2] (see [12] for a discussion). In 1993, Chemin [3] proved that the boundary of a two dimensional Euler patch will remain regular for all time if it is regular enough ($C^{1,\gamma}$) initially (see also the work by Bertozzi and Constantin in [1] for a different proof). For vortex patches in domains with boundaries, Depauw [5] has proved global regularity of a single $C^{1,\gamma}$ patch in the half plane when the patch does not touch the boundary initially. If the initial patch touches the boundary, then [5] proved that the regularity $C^{1,\gamma}$ will be retained for a finite time. Dutrifoy [6] proved that for the initial patch touching the boundary, there is a global solution but in a strictly weaker space $C^{1,s}$ for some $s \in (0, \gamma)$. Recently, Kiselev, Ryzhik, Yao and Zlatoš [10] have proved global regularity for two dimensional $C^{1,\gamma}$ Euler vortex patch solutions

(which may involve multiple patches) in half plane without loss of regularity.

Our goal here is to explore Euler patch dynamics in a general smooth bounded domain. We derive global upper bounds on growth of curvature as well as construct an example showing sharpness of the upper bound in some special scenarios with symmetry.

Here are our main results.

Theorem 1.3. *Let D be a C^4 bounded domain, $\gamma \in (0, 1)$, then for each $C^{1,\gamma}$ single patch initial data ω_0 , there exists a unique global $C^{1,\gamma}$ patch solution ω to (1.1) and (1.2) with $\omega(\cdot, 0) = \omega_0$. The curvature of the patch boundary grows at most double exponentially.*

Theorem 1.4. *Let D be a C^4 bounded domain, $\gamma \in (0, 1)$, then for each $C^{1,\gamma}$ patch initial data ω_0 , there exists a unique global regular $C^{1,\gamma}$ patch solution ω to (1.1) and (1.2) with $\omega(\cdot, 0) = \omega_0$. The curvature of boundary grows at most triple exponentially.*

In a special case where the domain D is a unit disk and the initial patch is odd with respect to x_2 axis and consists of two symmetric single patches, we have a sharp upper bound estimate on the curvature growth.

Theorem 1.5. *Let $D := B_1(0)$ be a unit disk centered at the origin, and let $\gamma \in (0, 1)$. Suppose that the initial data has the form $\omega_0(x) = \chi_{\Omega_1}(x) - \chi_{\Omega_2}(x)$, where $\Omega_1 \subset \{(x_1, x_2) : x_1 \geq 0\}$ is connected and $\Omega_2 \subset \{(x_1, x_2) : x_1 \leq 0\}$ is its reflection with respect to the x_2 axis. Then for each $C^{1,\gamma}$ initial data ω_0 of this form, there exists a unique global $C^{1,\gamma}$ patch solution ω to (1.1) and (1.2) with $\omega(\cdot, 0) = \omega_0$. The curvature of the patch boundary grows at most double exponentially.*

Theorem 1.6. *In the same setting as in Theorem 1.5, there exist an ω_0 in $C^{1,\gamma}$ such that the curvature of the boundary of the corresponding patch solution does grow at a double exponential speed.*

Remarks. 1. To avoid excessive technicalities, we did not make an effort to optimize the C^4 regularity assumption on the domain D in Theorems 1.3, 1.4.
2. It is not clear whether the triple exponential upper bound of Theorem 1.4 is sharp. We have no concrete scenario for it, but at the same time improving this estimate requires non-trivial new ideas.

The rest of the paper is organized as follows. In section 2, we give the proof of Theorem 1.3. In section 3, we deal with the multiple patch case, and provide the proof of Theorem 1.4. In section 4, we look into the special symmetric case, and prove Theorem 1.5. In the last section, we extend the example of [11] to show that the upper bound obtained in section 4 is actually sharp, thus proving Theorem 1.6. Throughout the paper, we denote by $C(\gamma)$, $C(D)$, $C(r)$, $C(D, \gamma)$ etc. various constants that depend only on the arguments in the bracket. We denote by C universal constants. All these constants may change from line to line.

2. SINGLE PATCH CASE

We consider a single patch $\Omega(t) \subset D$, with

$$\omega(x, t) = \theta_0 \chi_{\Omega(t)}(x).$$

Without loss of generality, we set $\theta_0 = 1$ throughout this section.

Following the ideas of [1], we reformulate vortex patch evolution in terms of the evolution of a function $\varphi(x, t)$, which defines the patch via

$$(2.1) \quad \Omega(t) = \{x : \varphi(x, t) > 0\}.$$

If $\partial\Omega(0)$ is a simple closed $C^{1,\gamma}$ curve, there exists a function $\varphi_0 \in C^{1,\gamma}(\overline{\Omega}(0))$, such that $\varphi_0 > 0$ on $\Omega(0)$, $\varphi_0 = 0$ on $\partial\Omega(0)$ and $\inf_{\partial\Omega(0)} |\nabla\varphi_0| > 0$. Such φ_0 can be obtained, for instance, by solving the Dirichlet problem

$$\begin{aligned} -\Delta\varphi_0 &= f \text{ on } \Omega(0), \\ \varphi_0 &= 0 \text{ on } \partial\Omega(0), \end{aligned}$$

with an arbitrary $0 \leq f \in C_0^\infty(\Omega(0))$ (see discussion in [10], or [9] for a complete proof).

In what follows, we retrace some computations done in [1, 10]; more details can be found there. For $x \in \Omega(t)$, we set $\varphi(x, t) = \varphi_0(\Phi_t^{-1}(x))$, with Φ_t^{-1} being the inverse map of Φ_t . Then φ solves

$$\partial_t\varphi + (u \cdot \nabla)\varphi = 0$$

on $\{(t, x) : t > 0 \text{ and } x \in \Omega(t)\}$. Therefore for each $t \geq 0$, $\varphi(\cdot, t) > 0$ on $\Omega(t)$, and vanishes on $\partial\Omega(t)$ (note that φ is not defined on $\mathbb{R}^2 \setminus \overline{\Omega}(t)$). Let

$$(2.2) \quad w = (w_1, w_2) = \nabla^\perp\varphi = (\partial_2\varphi, -\partial_1\varphi),$$

and define

$$(2.3) \quad \begin{aligned} A_\gamma(t) &:= \|w(\cdot, t)\|_{\dot{C}^\gamma(\Omega(t))} = \sup_{x, y \in \Omega(t)} \frac{|w(x, t) - w(y, t)|}{|x - y|^\gamma}, \\ A_\infty(t) &:= \|w(\cdot, t)\|_{L^\infty(\Omega(t))}, \\ A_{\inf}(t) &:= \inf_{x \in \partial\Omega(t)} |w(x, t)|. \end{aligned}$$

By our choice of φ_0 , we have

$$A_\gamma(0), A_\infty(0), A_{\inf}^{-1}(0) < \infty.$$

Since $w = \nabla^\perp\varphi$, we know w is divergence free and one can check that it solves

$$(2.4) \quad w_t + (u \cdot \nabla)w = (\nabla u)w.$$

Using (2.4), one can derive the following bounds (we refer to [1, 10] for the details).

$$(2.5) \quad A'_\infty(t) \leq C(\gamma)A_\infty(t) \|\nabla u(\cdot, t)\|_{L^\infty(\mathbb{R}^2)},$$

$$(2.6) \quad A'_{\inf}(t) \geq -C(\gamma)A_{\inf}(t) \|\nabla u(\cdot, t)\|_{L^\infty(\mathbb{R}^2)},$$

$$(2.7) \quad A'_\gamma(t) \leq C(\gamma) \|\nabla u(\cdot, t)\|_{L^\infty(\mathbb{R}^2)} A_\gamma(t) + \|\nabla u(\cdot, t)w(\cdot, t)\|_{\dot{C}^\gamma(\Omega(t))}.$$

Thus it suffices to derive appropriate bounds on $\|\nabla u(\cdot, t)\|_{L^\infty(\mathbb{R}^2)}$ and $\|\nabla u(\cdot, t)w(\cdot, t)\|_{\dot{C}^\gamma(\Omega(t))}$. This involves some estimates on the Dirichlet Green's function $G_D(x, y)$.

Recall that $G_D(x, y)$ can be written as

$$(2.8) \quad G_D(x, y) = \frac{1}{2\pi} \log|x - y| + h(x, y),$$

where

$$(2.9) \quad \Delta_x h = 0, \quad h|_{x \in \partial D} = -\frac{1}{2\pi} \log |x - y|.$$

The following proposition summarizes some of the standard estimates on $G_D(x, y)$ we will need (see [14, 8]).

Proposition 2.1. *Let $D \subset \mathbb{R}^2$ be a C^4 bounded domain. Then the Dirichlet Green's function $G_D(x, y)$ satisfies the following properties:*

$$(2.10) \quad |G_D(x, y)| \leq C(D)(\log |x - y| + 1),$$

$$(2.11) \quad |\nabla^k G_D(x, y)| \leq C(D)|x - y|^{-k}, \quad k = 1, 2, 3.$$

Recall that $C(D)$ is a constant only depending on D , changing from line to line.

We will need a more detailed representation of the Green's function in the case where x and y are close to the boundary ∂D .

First we define the symmetric reflection \tilde{y} with respect to ∂D for some qualified y .

Definition 2.2. Suppose $y \in D$, and there exists a unique nearest point to y on ∂D , denoted by $e(y)$. We define $\tilde{y} = 2e(y) - y$ to be the symmetric point of y with respect to ∂D , and define the mapping $S : y \rightarrow \tilde{y}$.

The first half of the following proposition is standard; see e.g. Proposition 14 in [16] for more details. The second half it is not difficult to verify and has been proved in [18].

Proposition 2.3. *Let D be a C^k bounded domain, $k \geq 2$. Define a tubular neighborhood $T(r)$ of ∂D by $T(r) = \{y \in \mathbb{R}^2 : d(y, \partial D) \leq r\}$. There exists $r(D) > 0$ such that if $r \leq r(D)$, then $\partial T(r)$ is C^{k-1} , and for any $y \in T(r)$ there exists a unique nearest point $e(y) \in \partial D$.*

If $y \in T(r)$, the reflection $S(y) \equiv \tilde{y} = 2e(y) - y$ is well defined and C^{k-1} regular in all $T(r)$.

Now we state the estimate on $G_D(x, y)$, with x, y close to ∂D . This representation is a minor variation of the result derived by Xu [18]; we will provide a sketch of the argument in the appendix.

Proposition 2.4. *Suppose $D \subset \mathbb{R}^2$ is a C^4 bounded domain. There exists $r = r(D) > 0$ such that for any $x, y \in T(r)$, we have*

$$(2.12) \quad G_D(x, y) = \frac{1}{2\pi}(\log |x - y| - \log |x - \tilde{y}|) + B(x, y).$$

For any $\omega \in L^\infty(D)$, and $0 < \alpha < 1$, $B(x, y)$ satisfies

$$\int_{T(r) \cap D} B(x, y) \omega(y) dy \in C^{2, \alpha}(T(r)).$$

More precisely, we have

$$(2.13) \quad \left\| \int_{T(r) \cap D} B(x, y) \omega(y) dy \right\|_{C^{2, \alpha}(T(r) \cap D)} \leq C(D) \|\omega\|_{L^\infty}.$$

It is not hard to observe that, for each $\epsilon > 0$, there exists $r(\epsilon) > 0$, such that for any $p \in \partial D$, we have

$$(2.14) \quad |t_1 - t_2| \leq \epsilon,$$

where t_1, t_2 are two arbitrary unit tangent vectors to $\partial D \cap B_r(p)$.

Indeed, since ∂D is C^4 , we denote by r_D the inverse of the maximal curvature of ∂D . Then we can choose $r(\epsilon)$ to be any positive number less than $\frac{r_D \cdot \epsilon}{2}$.

For convenience, throughout this section, we set $0 < r \leq r(\frac{1}{100})$ (we pick ϵ in (2.14) to be $\frac{1}{100}$) to be small enough such that both Proposition 2.3 and 2.4 apply.

With the above propositions, we begin by estimating $\|\nabla u(\cdot, t)\|_{L^\infty(\mathbb{R}^2)}$.

Proposition 2.5. *Assume u is given by the Biot-Savart law formula (1.2) and $A_\gamma(t)$, $A_\infty(t)$, $A_{\inf}(t)$ are defined by (2.3). Then we have*

$$(2.15) \quad \|\nabla u(\cdot, t)\|_{L^\infty(\mathbb{R}^2)} \leq C(D, \gamma) \left(1 + \log_+ \frac{A_\gamma(t)}{A_{\inf}(t)}\right),$$

where $\log_+(x) = \max\{\log x, 0\}$.

Proof of Proposition 2.5. By the Biot-Savart law, we know that

$$u(x, t) = \nabla^\perp \int_D G_D(x, y) \omega(y, t) dy.$$

From Propositions 2.1 and 2.4, it is natural to consider three cases: the inner part $D \setminus T(r/2)$, the outer part $\mathbb{R}^2 \setminus (T(r/2) \cup D)$ and the tubular neighborhood $T(r)$.

Now we analyze $u(x, t)$ in these three cases as follows. The constants in the estimates below may change from line to line. Recall that without loss of generality $\|\omega\|_{L^\infty} = 1$.

Case 1: $x \in D \setminus T(r/2)$. By Proposition 2.1, $G_D(x, y) = \frac{1}{2\pi} \log |x - y| + h(x, y)$, thus

$$(2.16) \quad \begin{aligned} u(x, t) &= \nabla^\perp \int_{\Omega(t)} G_D(x, y) dy \\ &= \nabla^\perp \int_{\Omega(t)} \frac{1}{2\pi} \log |x - y| dy + \nabla^\perp \int_{\Omega(t)} h(x, y) dy \\ &:= J_1(x, t) + J_2(x, t). \end{aligned}$$

The estimate (2.15) for $\|\nabla J_1(\cdot, t)\|_{L^\infty(D \setminus T(r/2))}$ has been done in Proposition 1 in [1].

To estimate $\|\nabla J_2(\cdot, t)\|_{L^\infty(D \setminus T(r/2))}$, recall that $h(x, y)$ is a harmonic function solving

$$(2.17) \quad \Delta_x h = 0, \quad h|_{x \in \partial D} = -\frac{1}{2\pi} \log |x - y|.$$

By interior estimate of the derivatives of harmonic function (see e.g. [7]), we have for any $x \in D \setminus T(r/2)$, $y \in D \setminus T(r/4)$,

$$(2.18) \quad \begin{aligned} |\nabla^2 h(x, y)| &\leq \sup_{x \in D \setminus T(r/2)} |\nabla^2 h(x, y)| \quad (\text{fixed } y) \\ &\leq Cr^{-2} \sup_{x \in \partial D} |h(x, y)| \\ &\leq Cr^{-2} |\log(r/4)| \leq C(D), \end{aligned}$$

the last inequality follows because r depends only on D . For any $x \in D \setminus T(r/2)$ and $y \in D \cap T(r/4)$ we have, using estimates on derivatives of harmonic functions and Proposition 2.1,

$$(2.19) \quad \begin{aligned} |\nabla^2 h(x, y)| &\leq \sup_{x \in D \setminus T(r/2)} |\nabla^2 h(x, y)| \quad (\text{fixed } y) \\ &\leq Cr^{-2} \sup_{x \in \partial(D \setminus T(3r/8))} |h(x, y)| \\ &\leq \frac{1}{2\pi} Cr^{-2} |\log(r/8)| \leq C(D). \end{aligned}$$

By (2.18) and (2.19), we have

$$\sup_{x \in D \setminus T(r/2), y \in D} |\nabla^2 h(x, y)| \leq C(D)$$

for any $y \in D$. Therefore

$$\|\nabla J_2(\cdot, t)\|_{L^\infty(D \setminus T(r/2))} \leq C(D).$$

Case 2: $x \in \mathbb{R}^2 \setminus (T(r/2) \cup D)$. By Proposition 2.1, we have

$$|\nabla^2 G_D(x, y)| \leq C(D)|x - y|^{-2}.$$

Thus

$$|\nabla u(x, t)| \leq \left| \int_{\Omega(t)} \nabla^2 G_D(x, y) dy \right| \leq C(D)r^{-2} \leq C(D)$$

since $|x - y| \geq r/2$.

Case 3: $x \in T(r/2)$. We have

$$\begin{aligned} u(x, t) &= \nabla^\perp \int_{\Omega(t)} G_D(x, y) dy \\ (2.20) \quad &= \nabla^\perp \int_{\Omega(t) \cap T(r)} G_D(x, y) dy + \nabla^\perp \int_{\Omega(t) \cap T(r)^c} G_D(x, y) dy \\ &:= J_3(x, t) + J_4(x, t). \end{aligned}$$

For $J_4(x, t)$, note that for $y \in \Omega(t) \cap T(r)^c$ and $x \in T(r/2)$, we have $|x - y| \geq r/2$. Similar to the estimate of Case 2, we have $\|\nabla J_4(\cdot, t)\|_{L^\infty(T(r/2))} \leq C(D)$. Now we turn to $J_3(x, t)$. By Proposition 2.4, we can rewrite $J_3(x, t)$ as

$$\begin{aligned} J_3(x, t) &= \frac{1}{2\pi} \int_{\Omega(t) \cap T(r)} \frac{(x - y)^\perp}{|x - y|^2} dy - \frac{1}{2\pi} \int_{\Omega(t) \cap T(r)} \frac{(x - \tilde{y})^\perp}{|x - \tilde{y}|^2} dy \\ (2.21) \quad &+ \int_{\Omega(t) \cap T(r)} \nabla_x^\perp B(x, y) dy \\ &:= J_{31}(x, t) - J_{32}(x, t) + J_{33}(x, t). \end{aligned}$$

By estimate (2.13) on $B(x, y)$, we have that $\|\nabla J_{33}(\cdot, t)\|_{L^\infty(T(r/2))} \leq C(D)$.

For J_{31} , we claim that

$$(2.22) \quad \|\nabla J_{31}(\cdot, t)\|_{L^\infty(T(r/2))} \leq C(D, \gamma) \left(1 + \log_+ \frac{A_\gamma(t)}{A_{\inf}(t)} \right).$$

Indeed, we claim that the argument of Proposition 1 in [1] can be used to control J_{31} . The only issue one has to address is that the region of integration in J_{31} may have a corner created by intersection of $T(r)$ and $\Omega(t)$. But this difficulty is completely artificial since $x \in T(r/2)$ is at a distance $r/2$ away from the possible location of the corner on $\partial T(r)$. We can simply smooth out the integration region, and the error we would create by doing so is bounded from above by a constant.

For the estimate of J_{32} , note that by Proposition 2.3, $S(y)$ is a bijective C^3 mapping on $T(r)$. Let $F(y) = \left| \frac{\partial y}{\partial \tilde{y}} \right|$ be the Jacobian of S^{-1} , and let $\tilde{\Omega}_r(t)$ be the image of $\Omega(t) \cap T(r)$ under the mapping $S(y)$ (recall $\tilde{y} = S(y)$; we maintain this notation redundancy for notational convenience). It is not hard to check that $\tilde{\Omega}_r(t) \subset T(r)$, simply by the definition of S . Then we have

$$(2.23) \quad J_{32}(x, t) = \frac{1}{2\pi} \int_{\tilde{\Omega}_r(t)} \frac{(x-y)^\perp}{|x-y|^2} F(y) dy,$$

where $F(y)$ is non-zero and C^2 in $T(r)$.

Since S is C^3 , $\Omega(t)$ and $\tilde{\Omega}_r(t)$ have the same regularity, so J_{32} and J_{31} are quite similar. The only difference is that J_{32} has a C^2 weight function $F(y)$.

We rewrite J_{32} as follows:

$$(2.24) \quad J_{32}(x, t) = \frac{1}{2\pi} \int_{\tilde{\Omega}_r(t)} \frac{(x-y)^\perp}{|x-y|^2} (F(y) - F(x)) dy + \frac{1}{2\pi} \int_{\tilde{\Omega}_r(t)} \frac{(x-y)^\perp}{|x-y|^2} F(x) dy.$$

The estimate of the second term in (2.24) is identical to that of J_{31} term. On the other hand, the derivatives of the first term are bounded by constant since the expression under the integral is going to be L^1 . □

Given the inequality (2.7), we still need to derive a bound for $\|(\nabla u)w\|_{\dot{C}^\gamma(\Omega(t))}$.

Proposition 2.6. *Let u , w , A_γ , A_{\inf} and A_∞ be defined via (1.2), (2.2) and (2.3). Then we have*

$$(2.25) \quad \|(\nabla u)w\|_{\dot{C}^\gamma(\Omega(t))} \leq C(D, \gamma) A_\gamma(t) \left(1 + \log_+ \frac{A_\gamma(t)}{A_{\inf}(t)}\right) + C(D, \gamma) A_\infty(t).$$

Proof of Proposition 2.6. Since $G_D(x, y)$ behaves differently depending on whether x, y are close to the boundary or not, we consider two cases.

Case 1: $x \in \Omega(t) \cap (D \setminus T(r/4))$. We have

$$(2.26) \quad \begin{aligned} u(x, t) &= \nabla^\perp \int_{\Omega(t)} G_D(x, y) dy \\ &= \nabla^\perp \int_{\Omega(t)} \frac{1}{2\pi} \log |x-y| dy + \nabla^\perp \int_{\Omega(t)} h(x, y) dy \\ &:= J_1(x, t) + J_2(x, t). \end{aligned}$$

J_1 can be regarded as the velocity generated by patch $\omega = \chi_{\Omega(t)}$ in \mathbb{R}^2 . Note that by definition (2.2), w is the vector field that is tangent to $\Omega(t)$. Thus by Corollary 1 in [1], we have

$$\|(\nabla J_1)w\|_{\dot{C}^\gamma(\Omega(t) \cap (D \setminus T(r/4)))} \leq \|(\nabla J_1)w\|_{\dot{C}^\gamma(\Omega(t))} \leq C(D, \gamma) A_\gamma \left(1 + \log_+ \frac{A_\gamma(t)}{A_{\inf}(t)}\right).$$

To estimate J_2 , note that by the argument identical to that used to derive (2.18) and (2.19), we have

$$\sup_{x \in D \setminus T(r/4), y \in D} |\nabla^n h(x, y)| \leq C(n, D).$$

Then we calculate,

$$(2.27) \quad \begin{aligned} \|(\nabla J_2)w\|_{\dot{C}^\gamma(\Omega(t) \cap (D \setminus T(r/4)))} &\leq \|\nabla J_2(\cdot, t)\|_{L^\infty((D \setminus T(r/4)))} \|w(\cdot, t)\|_{\dot{C}^\gamma(\Omega(t))} \\ &\quad + \|w(\cdot, t)\|_{L^\infty(\Omega(t))} \|\nabla J_2(\cdot, t)\|_{\dot{C}^\gamma((D \setminus T(r/4)))} \\ &\leq C(D, \gamma) (A_\gamma(t) + A_\infty(t)). \end{aligned}$$

Case 2: $x \in \Omega(t) \cap T(r/2)$. We write $u(x, t)$ as

$$\begin{aligned}
(2.28) \quad u(x, t) &= \nabla^\perp \int_{\Omega(t)} G_D(x, y) dy \\
&= \nabla^\perp \int_{\Omega(t) \cap T(r)} G_D(x, y) dy + \nabla^\perp \int_{\Omega(t) \cap T(r)^c} G_D(x, y) dy \\
&:= I_1(x, t) + I_2(x, t).
\end{aligned}$$

For the estimate of $I_2(x, t)$, recall again that $G_D(x, y) = \frac{1}{2\pi} \log |x - y| + h(x, y)$, where $h(x, y)$ is harmonic in x . Note that when $y \in \Omega(t) \cap T(r)^c$ and $x \in T(r/2)$, we have $|x - y| \geq r/2$. So by Proposition 2.1 we have $|\nabla^3 G_D(x, y)| \leq C(D)|x - y|^{-3}$, and therefore $\|\nabla^k I_2(\cdot, t)\|_{L^\infty(T(r/2))} \leq C(D)$, for $k = 1, 2$. Then we obtain

$$\|(\nabla I_2)w\|_{\dot{C}^\gamma(\Omega(t) \cap T(r/2))} \leq C(D, \gamma)(A_\gamma(t) + A_\infty(t)).$$

Now we turn to $I_1(x, t)$. By Proposition 2.4, we can rewrite $I_1(x, t)$ as

$$\begin{aligned}
(2.29) \quad I_1(x, t) &= \frac{1}{2\pi} \int_{\Omega(t) \cap T(r)} \frac{(x - y)^\perp}{|x - y|^2} dy - \frac{1}{2\pi} \int_{\Omega(t) \cap T(r)} \frac{(x - \tilde{y})^\perp}{|x - \tilde{y}|^2} dy \\
&\quad + \int_{\Omega(t) \cap T(r)} \nabla_x^\perp B(x, y) dy \\
&:= I_{11}(x, t) + I_{12}(x, t) + I_{13}(x, t).
\end{aligned}$$

First by the estimate (2.13) on $B(x, y)$, similarly to (2.27), we have

$$\|(\nabla I_{13})w\|_{\dot{C}^\gamma(\Omega(t) \cap T(r/2))} \leq C(D, \gamma)(A_\gamma(t) + A_\infty(t)).$$

The estimate of $\|(\nabla I_{11})w\|_{\dot{C}^\gamma(\Omega(t) \cap T(r/2))}$ is the same as that of J_1 , as this term can be regarded as generated by a patch in \mathbb{R}^2 . Note that we still have the issue coming from the corner created by the intersection of $T(r)$ and $\Omega(t)$ in the region of integration in I_{11} . This difficulty is artificial since $x \in T(r/2)$ is at a distance $r/2$ away from the possible location of the corner on $\partial T(r)$. We can simply smooth out the integration region, and the error created by doing so is bounded from above by a constant.

For the remaining I_{12} term, similarly to (2.23), we have

$$(2.30) \quad I_{12}(x, t) = \frac{1}{2\pi} \int_{\tilde{\Omega}(t) \cap T(r)} \frac{(x - y)^\perp}{|x - y|^2} F(y) dy,$$

with $F \in C^2$. In the remainder of this section, we will demonstrate that

$$(2.31) \quad \|(\nabla I_{12})w\|_{\dot{C}^\gamma(\Omega \cap T(r/2))} \leq C(D, \gamma)A_\gamma(t) \left(1 + \log_+ \frac{A_\gamma(t)}{A_{\inf}(t)}\right).$$

This would complete the proof. Indeed, note that the regions we consider in Cases 1 and 2 overlap, and therefore the Hölder estimate in all $\Omega(t)$ follows by a simple argument using a bound on $\|\nabla u\|_{L^\infty}$ we proved earlier. \square

All estimates we will show hold uniformly in time. For this reason we will drop t in the arguments of all functions for notational convenience.

Proposition 2.7. *Let I_{12} , φ , w , A_γ , A_{\inf} and A_∞ be defined via (2.30), (2.1), (2.2) and (2.3) respectively. We have*

$$\|(\nabla I_{12})w\|_{\dot{C}^\gamma(\Omega \cap T(r/2))} \leq C(D, \gamma)A_\gamma \left(1 + \log_+ \frac{A_\gamma}{A_{\inf}}\right).$$

Before we give the proof, we need to introduce more notation. Recall that φ and w have not been defined outside $\bar{\Omega}$. We use Whitney-type extension theorem (see page 170 in [15]) to extend φ to be defined on \mathbb{R}^2 so that its $C^{1,\gamma}$ norm increases at most by a universal factor $C(\gamma)$ depending only on γ . It is not hard to make sure that the extension is negative outside of $\bar{\Omega}$. We extend the definition $w(x) = (\nabla^\perp \varphi)(x)$ for $x \notin \bar{\Omega}$. Now we define $\tilde{\varphi}$ to be $\varphi \circ S$ and \tilde{w} to be $\nabla^\perp \tilde{\varphi}$. Since the reflection S is only defined on $T(r)$, so are $\tilde{\varphi}$ and \tilde{w} . Recall the notation $\tilde{\Omega}_r$ for $S(\Omega)$; in what follows we will omit the subscript r for notational convenience and write simply $\tilde{\Omega}$. Note that $\tilde{\varphi}(x)$ vanishes on $\partial\tilde{\Omega} \cap T(r)$, being positive on $\tilde{\Omega} \cap T(r)$ and non-positive elsewhere inside $T(r)$. We also have that \tilde{w} is tangent to $\partial\tilde{\Omega}$ inside $T(r)$. Direct calculation shows that

$$(2.32) \quad \tilde{w}(x) = \text{Cofactor}(\nabla S(x)) \nabla^\perp \varphi(S(x))$$

where $\text{Cofactor}(M)$ denotes the cofactor matrix of M . Since S is a C^3 mapping with nonzero and finite Jacobian, it is easy to check that

$$(2.33) \quad |w(\tilde{x})| \leq C(D) |\tilde{w}(x)|, \quad \forall x \in T(r),$$

$$(2.34) \quad \|\tilde{w}\|_{\dot{C}^\gamma(T(r))} \leq C(D, \gamma) \|w\|_{\dot{C}^\gamma(T(r))}.$$

We let $d(x) := \text{dist}(x, \tilde{\Omega})$, for any $x \in T(r) \setminus \tilde{\Omega}$, and let $P_x \in \partial\tilde{\Omega}$ be the point such that $d(x) = \text{dist}(x, P_x)$ (if there are multiple such points, we pick any one of them). We denote as usual $\tilde{P}_x = S(P_x)$ the symmetric image of P_x over the boundary of D (see Figure 1).

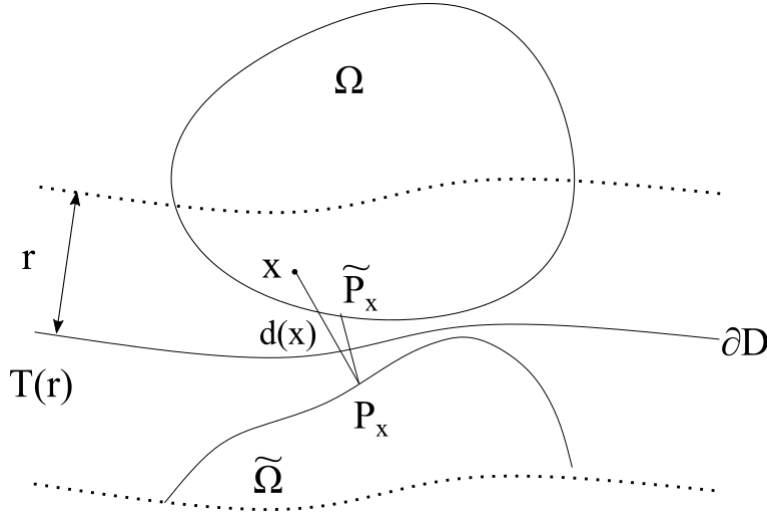


FIGURE 1

Consider any two points $x, x' \in \Omega \cap T(r/2)$. Assume, without loss of generality, that $d(x) \leq d(x')$. With $g := (\nabla I_{12})w$, we have

$$(2.35) \quad \frac{|g(x) - g(x')|}{|x - x'|^\gamma} \leq |\nabla I_{12}(x')| \|w\|_{\dot{C}^\gamma(\Omega \cap T(r/2))} + \frac{|\nabla I_{12}(x) - \nabla I_{12}(x')|}{|x - x'|^\gamma} |w(x)|.$$

By the argument identical to the one in Proposition 2.5, we have that

$$\|\nabla I_{12}\|_{L^\infty} \leq C(D, \gamma) \left(1 + \log_+ \frac{A_\gamma}{A_{\inf}}\right).$$

Therefore the first term on the right hand side of (2.35) is bounded by $C(D, \gamma)A_\gamma \left(1 + \log_+ \frac{A_\gamma}{A_{\inf}}\right)$. Hence it suffices to bound the second term.

Note that

$$(2.36) \quad \begin{aligned} |w(x)| &\leq |w(\tilde{P}_x)| + |w(\tilde{P}_x) - w(x)| \\ &\leq |w(\tilde{P}_x)| + C(\gamma)A_\gamma d(x)^\gamma. \end{aligned}$$

The last inequality holds because we have $|x - \tilde{P}_x| \leq 3d(x)$. Indeed by definition (see Figure 1), we have $d(x) \geq \text{dist}(P_x, D)$, note that $\text{dist}(P_x, D) = \text{dist}(\tilde{P}_x, D)$. So we have $|P_x - \tilde{P}_x| \leq 2d(x)$, therefore $|x - \tilde{P}_x| \leq 3d(x)$.

Now it remains to estimate $\frac{|\nabla I_{12}(x) - \nabla I_{12}(x')|}{|x - x'|^\gamma}$ in (2.35). The following proposition provides us an appropriate estimate.

Proposition 2.8. *Let I_{12} , A_γ , A_{\inf} and A_∞ be defined via (2.30) and (2.3), and let \tilde{w} , $\tilde{\varphi}$ and P_x be defined as in the paragraph below Proposition 2.7. For $x, x' \in \Omega \cap T(r/2)$, with $d(x) \leq d(x')$, we have*

$$\frac{|\nabla I_{12}(x) - \nabla I_{12}(x')|}{|x - x'|^\gamma} \leq C(D, \gamma) \left(1 + \log_+ \frac{A_\gamma}{A_{\inf}}\right) \min \left\{ \frac{A_\gamma}{|\tilde{w}(P_x)|}, d(x)^{-\gamma} \right\}.$$

Let us first prove Proposition 2.7 by assuming Proposition 2.8.

Proof of Proposition 2.7. By (2.36), we know $|w(x)| \leq |w(\tilde{P}_x)| + C(\gamma)A_\gamma d(x)^\gamma$. By (2.33), we have that for $x \in \Omega \cap T(r)$, $|w(\tilde{P}_x)| \leq C(D)|\tilde{w}(P_x)|$. Together with Proposition 2.8, we have

$$\begin{aligned} \frac{|\nabla I_{12}(x) - \nabla I_{12}(y)|}{|x - y|^\gamma} |w(x)| &\leq C(D, \gamma)A_\gamma d(x)^\gamma \left(1 + \log_+ \frac{A_\gamma}{A_{\inf}}\right) \min \left\{ \frac{A_\gamma}{|\tilde{w}(P_x)|}, d(x)^{-\gamma} \right\} \\ &\quad + C(D, \gamma)|\tilde{w}(P_x)| \left(1 + \log_+ \frac{A_\gamma}{A_{\inf}}\right) \min \left\{ \frac{A_\gamma}{|\tilde{w}(P_x)|}, d(x)^{-\gamma} \right\} \\ &\leq C(D, \gamma)A_\gamma \left(1 + \log_+ \frac{A_\gamma}{A_{\inf}}\right). \end{aligned}$$

□

In its turn, Proposition 2.8 is a direct corollary of the following two lemmas that will be proved below.

Lemma 2.9. *In the same setting as in Proposition 2.8, for $x, x' \in \Omega \cap T(r/2)$, with $d(x) \leq d(x')$, we have*

$$\frac{|\nabla I_{12}(x) - \nabla I_{12}(x')|}{|x - x'|^\gamma} \leq C(D, \gamma)d(x)^{-\gamma}.$$

Lemma 2.10. *In the same setting as in Proposition 2.8, let $r_x := \left(\frac{|\tilde{w}(P_x)|}{2\tilde{A}_\gamma}\right)^{\frac{1}{\gamma}}$, where $\tilde{A}_\gamma := \|\tilde{w}\|_{\dot{C}^\gamma(T(r))}$. For $x, x' \in \Omega \cap T(r/2)$, with $d(x) \leq \min\{d(x'), 2^{-4-1/\gamma}r_x\}$, we have*

$$\frac{|\nabla I_{12}(x) - \nabla I_{12}(x')|}{|x - x'|^\gamma} \leq C(D, \gamma) \left(1 + \log_+ \frac{A_\gamma}{A_{\inf}}\right) \frac{A_\gamma}{|\tilde{w}(P_x)|}.$$

Indeed, here is the proof of Proposition 2.8 by using Lemma 2.9 and Lemma 2.10.

Proof of Proposition 2.8. Recall that (2.34) implies

$$(2.37) \quad \tilde{A}_\gamma \leq C(D, \gamma) A_\gamma.$$

Due to Lemma 2.9, we only need to consider the case where

$$d(x) \leq \tilde{C}^{-1} \left(\frac{|\tilde{w}(P_x)|}{A_\gamma} \right)^{\frac{1}{\gamma}}.$$

We pick the constant $\tilde{C} = 16(4C(D, \gamma))^{1/\gamma}$, where $C(D, \gamma)$ is the same as that in (2.37). Note that by the choice of \tilde{C} , we have $d(x) \leq 2^{-4-1/\gamma} r_x$. Then Lemma 2.10 completes the proof. \square

Now it is left to prove Lemma 2.9 and Lemma 2.10. Let us remark that, without loss of generality, we can always assume that $|x - x'|$ and $d(x)$ are sufficiently small. Indeed, the estimates we are working on are of Hölder type, and if $|x - x'|$ exceeds some small constant that may only depend on D or γ then these estimates follow easily from the bounds similar to the one on $\|\nabla u\|_{L^\infty}$ we already established. On the other hand, if $d(x) \geq C > 0$, then in (2.30) we have $|x - y| \geq C$ for all y . Then I_{12} will be smooth, and the estimates on ∇I_{12} can be obtained without any effort.

We begin with an auxiliary claim that will be used in the proofs of Lemma 2.9 and Lemma 2.10. Consider any $x, x' \in \Omega \cap T(r)$, with $|x - x'| \leq r$, $d(x) \leq d(x')$. Given any point z , denote Q_z the point on ∂D closest to z . Let x'' be such that x, x', x'' form an equilateral triangle. Obviously, there are two possible choices of x'' and we choose the point which is further away from a line tangent to ∂D passing through Q_x .

Lemma 2.11. *Consider the points x, x' and x'' as above. We parametrize the segments $[xx'']$ and $[x'x'']$ by*

$$z_1(s) = x + s(x'' - x),$$

$$z_2(s) = x' + s(x'' - x'),$$

$0 \leq s \leq 1$. Then there exists a universal constant $C > 0$, such that

$$(2.38) \quad d(z_1(s)) \geq \frac{1}{3} \max\{d(x), s|x - x'|\},$$

$$(2.39) \quad d(z_2(s)) \geq \frac{1}{3} \max\{d(x), s|x - x'|\}.$$

Proof of Lemma 2.11. Let us consider (2.38). Observe that for any $z \in \Omega \cap T(r)$, we have

$$(2.40) \quad d_z \leq d(z) \leq 2d_z.$$

The second inequality is due to $\tilde{z} \in \tilde{\Omega}$ and $\text{dist}(z, \tilde{z}) = 2d_z$.

Choose local coordinates (p_1, p_2) with center at Q_x and p_1 directed along the tangent at Q_x and towards $Q_{x'}$ (if $Q_{x'} = Q_x$ then the estimate is immediate). Denote β the angle between p_2 axis and xx'' directed interval. Due to our choice of ϵ in (2.14), definition of $r(\epsilon)$ and the choice of $r \leq r(\epsilon)$, elementary geometric considerations show that $\cos \beta \geq \frac{1}{2}$. Therefore, the second coordinate of $z_1(s)$ satisfies $(z_1(s))_2 \geq d_x + \frac{1}{2}s|x - x'|$. Using again the control over ∂D over scale r afforded by our choice of ϵ and (2.40), it is not hard to pass from the last estimate to (2.38).

The case of (2.39) is similar. We leave details to the interested reader. \square

Now we prove Lemma 2.9.

Proof of Lemma 2.9. We consider two cases.

Case 1: $|x - x'| \leq d(x)$. By mean value theorem, for any z, z' such that the segment $[zz']$ is at a positive distance from $\tilde{\Omega}$, we have

$$\frac{|\nabla I_{12}(z) - \nabla I_{12}(z')|}{|z - z'|^\gamma} \leq |\nabla^2 I_{12}(Z_{zz'})| |z - z'|^{1-\gamma},$$

for some point $Z_{zz'}$ on the segment $[zz']$.

Note that for any point $Z \notin \tilde{\Omega}$, we have

$$(2.41) \quad |\nabla^2 I_{12}(Z)| \leq \int_{\mathbb{R}^2 \setminus B_{d(Z)}(Z)} \frac{C(D)}{|Z - x|^3} dx \leq C(D) d(Z)^{-1}.$$

Recall that if we pick x'' as we did in Lemma 2.11, then we have $d(Z_{xx''}), d(Z_{x'x''}) \geq \frac{1}{2}d(x)$.

Then we have

$$\frac{|\nabla I_{12}(x) - \nabla I_{12}(x'')|}{|x - x''|^\gamma} \leq C(D) d(Z_{xx''})^{-1} |x - x''|^{1-\gamma} \leq C(D) d(x)^{-1} |x - x''|^{1-\gamma} \leq C(D) d(x)^{-\gamma},$$

$$\frac{|\nabla I_{12}(x') - \nabla I_{12}(x'')|}{|x' - x''|^\gamma} \leq C(D) d(Z_{x'x''})^{-1} |x' - x''|^{1-\gamma} \leq C(D) d(x)^{-1} |x' - x''|^{1-\gamma} \leq C(D) d(x)^{-\gamma},$$

The last inequalities hold true because we have $|x - x'| \leq d(x)$.

Putting them together, we have

$$\frac{|\nabla I_{12}(x) - \nabla I_{12}(x')|}{|x - x'|^\gamma} \leq C(D) d(x)^{-\gamma}.$$

Case 2: $|x - x'| \geq d(x)$. Recall that if we define $x'', z_1(s)$ and $z_2(s)$ as in Lemma 2.11, then we have

$$d(z_1(s)) \geq \frac{1}{2} \max\{d(x), s|x - x'|\},$$

$$d(z_2(s)) \geq \frac{1}{2} \max\{d(x), s|x - x'|\}.$$

Integrating along the path $x \rightarrow x'' \rightarrow x'$ yields

$$\begin{aligned} |\nabla I_{12}(x) - \nabla I_{12}(x')| &\leq \int_0^1 |\nabla^2 I_{12}(x + s(x'' - x))| |x - x'| ds \\ &\quad + \int_0^1 |\nabla^2 I_{12}(x' + s(x'' - x'))| |x - x'| ds \\ &\leq C(D) |x - x'| \left(\int_0^{\frac{d(x)}{|x - x'|}} d(x)^{-1} ds + \int_{\frac{d(x)}{|x - x'|}}^1 (s|x - x'|)^{-1} ds \right) \\ &\leq C(D) \left(1 + \log \frac{|x - x'|}{d(x)} \right). \end{aligned}$$

Now we have

$$\frac{|\nabla I_{12}(x) - \nabla I_{12}(x')|}{|x - x'|^\gamma} \leq C(D, \gamma) \left(1 + \log \frac{|x - x'|}{d} \right) |x - x'|^{-\gamma} \leq C(D, \gamma) d^{-\gamma}.$$

The last inequality follows that $1 + \log a \leq \frac{1}{\gamma} a^\gamma$, for $a \geq 1$.

□

Now we prove Lemma 2.10 by using Lemma 2.12 below, which we will prove later.

Lemma 2.12. Let $r_x := \left(\frac{|\tilde{w}(P_x)|}{2\tilde{A}_\gamma} \right)^{\frac{1}{\gamma}}$, where $\tilde{A}_\gamma := \|\tilde{w}\|_{\dot{C}^\gamma(T(r))}$. For any $x \in T(r/2) \setminus \tilde{\Omega}$, such that $d(x) \leq \frac{1}{4}r_x$ and $P_x \in T(r/4)$, we have

$$|\nabla^2 I_{12}(x)| \leq C(D, \gamma) d(x)^{-1+\gamma} r_x^{-\gamma}.$$

Proof of Lemma 2.10. We consider two cases.

Case 1: $|x - x'| \geq 2^{-4-1/\gamma} r_x$. In this case, we have $|x - x'|^{-\gamma} \leq C(\gamma) \frac{\tilde{A}_\gamma}{|\tilde{w}(P_x)|}$. Note that by (2.34), we have that $\tilde{A}_\gamma \leq C(D, \gamma) A_\gamma$. The proof follows directly from

$$|\nabla I_{12}(x) - \nabla I_{12}(x')| \leq 2C(D, \gamma) \left(1 + \log_+ \frac{A_\gamma}{A_{\inf}} \right),$$

This bound can be derived by the same way as in Proposition 2.5.

Case 2: $|x - x'| < 2^{-4-1/\gamma} r_x$. We define x'' , $z_1(s)$ and $z_2(s)$ as we did in Lemma 2.11, then we have

$$(2.42) \quad d(z_i(s)) \geq \frac{1}{2} s |x - x'|,$$

for $i = 1, 2$ and $s \in [0, 1]$.

Notice that

$$(2.43) \quad |z_i(s) - P_x| \leq |z_i(s) - x| + d(x) \leq 2|x - x'| + d(x).$$

So (2.43) and the facts that $|x - x'| \leq 2^{-4-1/\gamma} r_x$, $d(x) \leq 2^{-4-1/\gamma} r_x$ give us

$$(2.44) \quad d(z_i(s)) \leq 2^{-2-1/\gamma} r_x.$$

These inequalities imply

$$P_{z_i(s)} \in B_x := B_{r_x}(P_x).$$

Note that we have

$$|\tilde{w}(P_{z_i(s)}) - \tilde{w}(P_x)| \leq \tilde{A}_\gamma |P_{z_i(s)} - P_x|^\gamma \leq \frac{|\tilde{w}(P_x)|}{2}.$$

Then it implies that

$$|\tilde{w}(P_{z_i(s)})| \geq \frac{|\tilde{w}(P_x)|}{2},$$

yielding

$$r_{z_i(s)} \geq 2^{-\frac{1}{\gamma}} r_x.$$

From (2.44) it follows that

$$d(z_i(s)) \leq \frac{1}{4} r_{z_i(s)}.$$

To apply Lemma 2.12, we also need to verify $P_{z_i(s)} \in T(r/4)$. Without loss of generality, we can assume $|x - x'| \leq r/32$ and $d(x) \leq r/8$. So we have

$$d(z_i(s)) \leq |z_i(s) - P_x| \leq |z_i(s) - x| + |x - P_x| \leq r/4.$$

Now we can apply Lemma 2.12 to $z_i(s)$ and get

$$|\nabla^2 I_{12}(z_i(s))| \leq C(D, \gamma) d(z_i(s))^{-1+\gamma} r_{z_i(s)}^{-\gamma} \leq C(D, \gamma) (s|x - x'|)^{-1+\gamma} r_x^{-\gamma}.$$

Integrating along the path $x \rightarrow x'' \rightarrow x'$ gives us

$$\begin{aligned}
\frac{|\nabla I_{12}(x) - \nabla I_{12}(x')|}{|x - x'|^\gamma} &\leq \int_0^1 |\nabla^2 I_{12}(x + s(x'' - x))| |x - x'|^{1-\gamma} ds \\
&\quad + \int_0^1 |\nabla^2 I_{12}(x' + s(x'' - x'))| |x - x'|^{1-\gamma} ds \\
&\leq C(D, \gamma) |x - x'|^{1-\gamma} \int_0^1 (s|x - x'|)^{-1+\gamma} r_x^{-\gamma} ds \\
&\leq C(D, \gamma) r_x^{-\gamma} \\
&\leq C(D, \gamma) \frac{A_\gamma}{|\tilde{w}(P_x)|}.
\end{aligned}$$

□

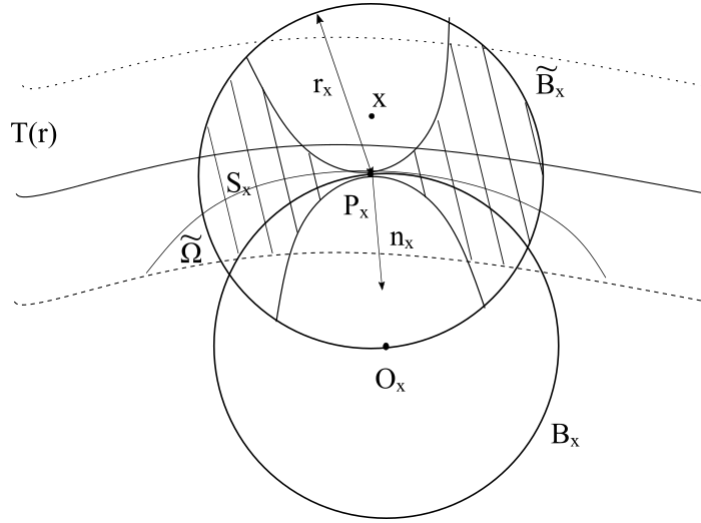


FIGURE 2

It remains to prove Lemma 2.12. First we need a result from [10], which is in its turn similar to the Geometric Lemma of [1].

Lemma 2.13. *For any $x \in T(r) \cap D$, with $P_x \in T(r/4)$, let $n_x := \nabla \tilde{\varphi}(P_x) / |\nabla \tilde{\varphi}(P_x)|$ and $r_x := \left(\frac{|\tilde{w}(P_x)|}{2\tilde{A}_\gamma} \right)^{\frac{1}{\gamma}}$. Define*

$$(2.45) \quad S_x := \{P_x + \rho\nu : \rho \in [0, r_x), |\nu| = 1, \left(\frac{\rho}{r_x} \right)^\gamma \geq 2|\nu \cdot n_x|, P_x + \rho\nu \in T(r)\}.$$

If ν is a unit vector and $\rho \in [0, r_x)$, then the following statements hold.

1. *If $\nu \cdot n_x \geq 0$ and $P_x + \rho\nu \notin S_x$, then $P_x + \rho\nu \in \tilde{\Omega} \cap T(r)$;*
2. *If $\nu \cdot n_x \leq 0$ and $P_x + \rho\nu \notin S_x$, then $P_x + \rho\nu \in T(r) \setminus \tilde{\Omega}$ (see Figure 2).*

Lemma 2.13 is slightly different from Lemma 3.7 in [10] in that D is a general smooth bounded domain. However the proofs are virtually identical. For the sake of completeness we present the original proof here.

Proof of Lemma 2.13. We only need to prove the first statement, as the proof of the second statement is analogous. Let us assume $\nu \cdot n_x \geq 0$ and $P_x + \rho\nu \notin \tilde{\Omega} \cap T(r)$, with $|\nu| = 1$ and $\rho \geq 0$. Then we have,

$$\nabla \tilde{\varphi}(P_x) \cdot \nu \geq 0 \quad \text{and} \quad \tilde{\varphi}(P_x + \rho\nu) \leq 0.$$

So we must have $\nabla \tilde{\varphi}(P_x) \cdot \nu \leq \tilde{A}_\gamma \rho^\gamma$ due to C^γ estimate on $\nabla \tilde{\varphi}$ and because $\tilde{\varphi}(P_x) = 0$. Thus

$$2\nu \cdot n_x \leq \frac{2\tilde{A}_\gamma \rho^\gamma}{|\nabla \tilde{\varphi}(P_x)|} = \left(\frac{\rho}{r_x}\right)^\gamma,$$

so either $\rho \geq r_x$ or $P_x + \rho\nu \in S_x$. □

Now, let us prove Lemma 2.12.

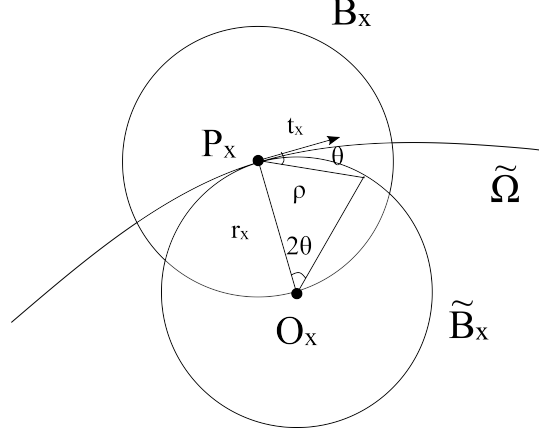


FIGURE 3

Proof of Lemma 2.12. Let n_x, S_x, ν be the same as in Lemma 2.13 and let $B_x := B_{r_x}(P_x)$ and $\tilde{B}_x := B_{r_x}(O_x)$, where $O_x := P_x + r_x n_x$ (see Figure 2). Then $P_x \in \partial \tilde{B}_x$ and the unit inner normal vector to $\partial \tilde{B}_x$ at P_x is n_x .

First we claim that,

$$\partial \tilde{B}_x \cap B_x \cap T(r) \subseteq S_x.$$

Indeed, let t_x be the vector tangent to $\partial \tilde{B}_x$ at P_x and let $\theta \in [0, \frac{\pi}{2}]$ denote the angle between t_x and ν (see Figure 3). Note that $P_x + \rho\nu \in \partial \tilde{B}_x \cap B_x \cap T(r)$ implies that $\theta \leq \frac{\pi}{6}$. By the law of sines, we have

$$\frac{\rho}{\sin 2\theta} = \frac{r_x}{\cos \theta}.$$

Since $\nu \cdot n_x = \sin \theta$, $\left(\frac{\rho}{r_x}\right)^\gamma \geq 2|\nu \cdot n_x|$ follows immediately from the fact that when $\theta \leq \frac{\pi}{6}$, $(2 \sin \theta)^\gamma \geq 2 \sin \theta$.

Together with Lemma 2.13, we have

$$(\tilde{\Omega} \Delta \tilde{B}_x) \cap B_x \cap T(r) \subseteq S_x.$$

Define

$$u_{\tilde{B}_x}(z) := \frac{1}{2\pi} \int_{\tilde{B}_x} \frac{(z - y)^\perp}{|z - y|^2} F(y) dy,$$

recall that $F(y)$ is the Jacobian of the reflection map $S(y)$.

We claim that

$$(2.46) \quad |\nabla^2 u_{\tilde{B}_x}(x)| \leq \frac{C(D)}{r_x}.$$

We will prove (2.46) in Lemma 2.14 later.

By (2.30) and definition of $u_{\tilde{B}_x}$, we have

$$\begin{aligned}
(2.47) \quad |\nabla^2 I_{12}(x) - \nabla^2 u_{\tilde{B}_x}(x)| &\leq \int_{T(r) \setminus B_x} \frac{C(D)}{|x-y|^3} dy \\
&+ \int_{(\tilde{\Omega} \Delta \tilde{B}_x) \cap B_x \cap T(r)} \frac{C(D)}{|x-y|^3} dy \\
&+ \int_{\tilde{B}_x \cap T(r)^c} \frac{C(D)}{|x-y|^3} dy.
\end{aligned}$$

To bound the first term, note that if $y \in B_x^c$, we have $|x-y| \geq \frac{3}{4}r_x$, due to $d(x) \leq \frac{1}{4}r_x$. Therefore the first term in the right hand side can be bounded by $C(D)r_x^{-1}$.

For the second term, we claim that,

$$(2.48) \quad \text{dist}(x, S_x) \geq \frac{d(x)}{2}.$$

Indeed, if $P_x + \rho\nu \in B_{d(x)/2}(x) \cap T(r)$, we have $|\nu \cdot n_x| > \frac{1}{2}$ and $\rho \leq \frac{3}{2}d(x) < r_x$, hence $P_x + \rho\nu \notin S_x$ by definition in Lemma 2.13.

Also we note that, if $|P_x - y| \geq 2d(x)$, we have

$$(2.49) \quad |P_x - y| \leq |x - y| + d(x) \leq 2|x - y|.$$

Denoting by II the second term in (2.47), we have that

$$\begin{aligned}
II &\leq \int_{S_x} \frac{C(D)}{|x-y|^3} dy \\
&\leq \int_{S_x \setminus B_{2d(x)}(P_x)} \frac{C(D)}{|x-y|^3} dy + C \left(\frac{d(x)}{2} \right)^{-3} |S_x \cap B_{2d(x)}(P_x)| \\
&\leq \int_{S_x \setminus B_{2d(x)}(P_x)} \frac{C(D)}{|P_x - y|^3} dy + \frac{C(D)}{d(x)^3} |S_x \cap B_{2d(x)}(P_x)| \\
&\leq \int_{2d(x)}^{r_x} \frac{C(D)}{\rho^3} \left(\frac{\rho}{r_x} \right)^\gamma \rho d\rho + \frac{C(D)}{d(x)^3} \int_0^{2d(x)} \left(\frac{\rho}{r_x} \right)^\gamma \rho d\rho \\
&\leq C(D, \gamma) d(x)^{-1+\gamma} r_x^{-\gamma}.
\end{aligned}$$

Here we used (2.48) in the first step, (2.49) in the second step, and (2.45) in the third step.

Now we consider the third term in (2.47). Suppose $r_x \leq r/4$, so that $\tilde{B}_x \subset T(r)$. Then the region of the integration is empty and the third term vanishes. Otherwise, if $r_x \geq r/4$, we can redefine S_x, B_x, \tilde{B}_x by replacing r_x with $r/4$ and all the arguments remain true. The reason behind this is that Lemma 2.13 tells us that $\partial\tilde{\Omega} \cap B_x \subset S_x$. If we shrink both B_x and S_x to by the same factor, the inclusion still holds.

Combining with (2.46) and (2.47), we obtain

$$|\nabla^2 I_{12}(x)| \leq C(D, \gamma) d(x)^{-1+\gamma} r_x^{-\gamma} + C(D) r_x^{-1}.$$

The result follows from $d(x) \leq \frac{1}{4}r_x$.

□

Next, we are going to prove (2.46). To make the argument simpler, we let $B_r = \{z \in \mathbb{R}^2 : |z - (0, -r)| < r\}$, f be a function such that $|f|$, $|\nabla f|$ and $|\nabla^2 f|$ are bounded by a

universal constant C in B_r . Define

$$(2.50) \quad u(x) = \frac{1}{2\pi} \int_{B_r} \frac{(x-y)^\perp}{|x-y|^2} f(y) dy.$$

By setting B_r to be \tilde{B}_x and $f(y)$ to be $F(y)$, (2.46) can be derived from the following Lemma.

Lemma 2.14. *Let $x = (0, h)$, where $h \leq 1$ is any positive real number. For $h \leq r \leq 1$, the vector field u defined by (2.50) satisfies*

$$|\nabla^2 u(x)| \leq \frac{C}{r}.$$

Proof of Lemma 2.14. First, by assumption, for any y in B_r , we have

$$|f(y) - f(0) - \nabla f(0) \cdot y| \leq C|y|^2.$$

By (2.50), we write $u(x)$ as

$$u(x) = \frac{1}{2\pi} \int_{B_r} \frac{(x-y)^\perp}{|x-y|^2} f(y) dy = \frac{1}{2\pi} (K_1 + K_2 + K_3),$$

where

$$\begin{aligned} K_1 &:= \int_{B_r} \frac{(x-y)^\perp}{|x-y|^2} f(0) dy, \\ K_2 &:= \int_{B_r} \frac{(x-y)^\perp}{|x-y|^2} \nabla f(0) \cdot \vec{y} dy, \\ K_3 &:= \int_{B_r} \frac{(x-y)^\perp}{|x-y|^2} (f(y) - f(0) - \nabla f(0) \cdot \vec{y}) dy. \end{aligned}$$

It suffices to prove $|\nabla^2 K_i(x)| \leq \frac{C}{r}$, for $i = 1, 2, 3$.

For $i = 1$, we use the argument from [10]. Observe that

$$K_1(x) = f(0)(\nabla^\perp \Delta^{-1} \chi_{B_r})(x).$$

Since $|x - (0, -r)| > r$, we have by the rotational invariance of $K_1(x)$ (and with n being the outer unit normal vector to $\partial B_{|x-(0,-r)|}((0, -r))$)

$$\begin{aligned} (2.51) \quad K_1(x) &= \frac{(x - (0, -r))^\perp}{|x - (0, -r)|} |K_1(x)| \\ &= \frac{(x - (0, -r))^\perp}{|x - (0, -r)|} \oint_{\partial B_{|x-(0,-r)|}((0,-r))} n \cdot f(0) \nabla \Delta^{-1} \chi_{B_r} d\sigma \\ &= \frac{(x - (0, -r))^\perp}{|x - (0, -r)|^2} \frac{1}{2\pi} \int_{B_{|x-(0,-r)|}((0,-r))} f(0) \chi_{B_r}(y) dy \\ &= \frac{1}{2} f(0) r^2 \frac{(x - (0, -r))^\perp}{|x - (0, -r)|^2}. \end{aligned}$$

Differentiate this, then we have

$$|\nabla^2 K_1(x)| \leq \frac{C}{r}.$$

For $i = 3$, since $|x - y| \geq |y|$, we have

$$|\nabla^2 K_3(x)| \lesssim \int_{B_r} \frac{|y|^2}{|x - y|^3} dy \leq \int_{B_r} \frac{1}{|y|} dy \lesssim r.$$

For $i = 2$, first note that it suffices to control $|\nabla^2(k \cdot K_2(x))|$, for any constant unit vector $k = (k_1, k_2)$. Denoting $a = \nabla f(0)$, we have

$$\begin{aligned} 2k \cdot K_2(x) &= -2 \int_{B_r} \frac{(x - y) \cdot k^\perp}{|x - y|^2} (a \cdot y) dy \\ &= \int_{B_r} \nabla_y \cdot ((\ln |x - y|^2) k^\perp) (a \cdot y) dy \\ &= \int_{\partial B_r} (n \cdot k^\perp) \ln |x - y|^2 (a \cdot y) dS(y) - (k^\perp \cdot a) \int_{B_r} \ln |x - y|^2 dy \\ &:= K_{21}(x) - K_{22}(x). \end{aligned}$$

Here n is the outer normal vector for ∂B_r .

Controlling $\nabla^2 K_{22}(x)$ is straightforward. Indeed, $\nabla K_{22}(x)$ is the velocity field generated by the vorticity patch $2(k^\perp \cdot a)\chi_{B_r}(x)$. By estimate (2.51), we have

$$\nabla K_{22}(x) = 2(k^\perp \cdot a)\pi r^2 \frac{(x - (0, -r))^\perp}{|x - (0, -r)|^2}.$$

So $|\nabla^2 K_{22}(x)| \leq C$, where C is a universal constant.

For $K_{21}(x)$, note that $\partial_{22}K_{21}(x) = -\partial_{11}K_{21}(x)$ and $\partial_{12}K_{21}(x) = \partial_{21}K_{21}(x)$, so it suffices to consider two cases.

$$(2.52) \quad \partial_{11}K_{21}(x) = 2 \int_{\partial B_r} (n \cdot k^\perp) \frac{(h - y_2)^2 - y_1^2}{|x - y|^4} (a_1 y_1 + a_2 y_2) dS(y),$$

$$(2.53) \quad \partial_{12}K_{21}(x) = 4 \int_{\partial B_r} (n \cdot k^\perp) \frac{y_1(h - y_2)}{|x - y|^4} (a_1 y_1 + a_2 y_2) dS(y).$$

First note that when $|y| \leq r/4$, we have $y_2 \leq \frac{C}{r}y_1^2$ and that $|n \cdot k - k_2| \leq \frac{C}{r}|y_1|$.

For (2.52), we have, with a constant $C < \infty$ that depends on a and k :

$$\begin{aligned} \partial_{11}K_{21}(x) &= 2 \int_{\partial B_r \cap \{|y| \geq r/4\}} (n \cdot k^\perp) \frac{(h - y_2)^2 - y_1^2}{|x - y|^4} (a_1 y_1 + a_2 y_2) dS(y) \\ &\quad + 2 \int_{\partial B_r \cap \{|y| < r/4\}} (n \cdot k^\perp) \frac{(h - y_2)^2 - y_1^2}{|x - y|^4} a_1 y_1 dS(y) \\ &\quad + 2 \int_{\partial B_r \cap \{|y| < r/4\}} (n \cdot k^\perp) \frac{(h - y_2)^2 - y_1^2}{|x - y|^4} a_2 y_2 dS(y) \\ &\leq C + 2 \int_{\partial B_r \cap \{|y| < r/4\}} (n \cdot k^\perp - k_2) \frac{(h - y_2)^2 - y_1^2}{|x - y|^4} a_1 y_1 dS(y) \\ &\quad + 2 \int_{\partial B_r \cap \{|y| < r/4\}} k_2 \frac{(h - y_2)^2 - y_1^2}{|x - y|^4} a_1 y_1 dS(y) \\ &\quad + \frac{C}{r} \int_{\partial B_r \cap \{|y| < r/4\}} \frac{((h - y_2)^2 - y_1^2)y_1^2}{((h - y_2)^2 + y_1^2)^2} dS(y) \end{aligned}$$

$$\leq C + 0 + \frac{C}{r} \int_{\partial B_r \cap \{|y| < r/4\}} dS(y) \leq C.$$

Note that $\int_{\partial B_r \cap \{|y| < r/4\}} k_2 \frac{(h - y_2)^2 - y_1^2}{|x - y|^4} a_1 y_1 dS(y) = 0$, because the integrand is odd in y_1 .

Similarly, we can derive that $\partial_{12} K_{21}(x) \leq C$. We leave details to interested readers. \square

Now we are ready to prove Theorem 1.3.

Proof of Theorem 1.3. Let $A(t) := \frac{A_\gamma(t) + A_\infty(t)}{A_{\inf}(t)}$. From inequalities (2.5), (2.6), (2.7), (2.15), and (2.25), we have

$$A'(t) \leq C(D, \gamma) A(t) (1 + \log_+ A(t)).$$

We thus obtain that $A(t)$ grows at most double-exponentially in time, and therefore, the same estimate applied to $\frac{A_\gamma(t)}{A_{\inf}(t)}$. Given that, double exponential upper bound on growth can be obtained for $A_\infty(t)$, $A_{\inf}(t)^{-1}$ and $A_\gamma(t)$ from (2.5), (2.6) and (2.7) respectively. The proof is completed. \square

3. GENERAL CASE

In this section, we consider the general case, where the initial data is

$$\omega_0(x) = \sum_{k=1}^N \theta_k \chi_{\Omega_k(0)}(x).$$

By Yudovich theory (see [19], [13] or [14]), there exists a unique solution in the form of

$$(3.1) \quad \omega(x, t) := \sum_{k=1}^N \theta_k \chi_{\Omega_k(t)}(x),$$

with $\Omega_k(t) = \Phi_t(\Omega_k(0))$ for each k . Also note that $\Phi_t(x)$ is uniquely defined for any $x \in \mathbb{R}^2$, due to time independent log-Lipschitz bound

$$(3.2) \quad |u(x, t) - u(y, t)| \leq C(D) \|\omega_0\|_{L^\infty} |x - y| \log(1 + |x - y|^{-1}).$$

By Definition 1.2, to show that ω in (3.1) is a $C^{1,\gamma}$ patch solution, we need to prove that $\{\partial\Omega_k(t)\}_{k=1}^N$ is a family of disjoint simple closed curves for each $t \geq 0$, and

$$\sup_{t \in [0, T]} \max_k \|\partial\Omega_k(t)\|_{C^{1,\gamma}} < \infty$$

for each $T < \infty$.

First note that (3.2) yields

$$\min_{i \neq k} \text{dist}(\Omega_i(t), \Omega_k(t)) \geq \delta(t) > 0$$

for all $t \geq 0$, where $\delta(t)$ decreases at most double exponentially in time. This is going to ensure that the effects of the patches on each other will be controlled. Now, it remains to prove that each $\partial\Omega_k(t)$ is a simple closed curve with $\|\partial\Omega_k(t)\|_{C^{1,\gamma}}$ uniformly bounded on bounded time interval.

Next, we add \sup_k in the definitions of A_∞ , A_γ and add \inf_k in the definition of A_{\inf} . Let us decompose

$$u = \sum_{i=1}^N u_i,$$

with each u_i coming from the contribution of the patch Ω_i to u . If $i \neq k$, then we have

$$\|\nabla^n u_i(\cdot, t)\|_{L^\infty(\Omega_k(t))} \leq C(\omega_0, n, D)\delta(t)^{-n-1}$$

for all $n \geq 0$. This yields

$$\|\nabla u_i(\cdot, t)\|_{\dot{C}^\gamma(\Omega_k(t))} \leq C(\omega_0, D)\delta(t)^{-3}.$$

Analogously to Proposition 2.5, we also have the estimate by simple scaling,

$$(3.3) \quad \|\nabla u_i(\cdot, t)\|_{L^\infty(\mathbb{R}^2)} \leq C(D, \gamma)|\theta_i| \left(1 + \log_+ \frac{A_\gamma(t)}{A_{\inf}(t)}\right).$$

With all these in hand, let us prove Theorem 1.4.

Proof of Theorem 1.4. We now consider φ_k and $w_k := \nabla^\perp \varphi_k$ for each Ω_k . With $\Theta := \max_{1 \leq k \leq N} |\theta_k|$, for each k and $t > 0$, we have

$$\begin{aligned} \|(\nabla u)w_k\|_{\dot{C}^\gamma(\Omega_k)} &\leq C(D, \gamma)\Theta A_\gamma \left(1 + \log_+ \frac{A_\gamma}{A_{\inf}}\right) + A_\infty \\ &\quad + \sum_{i \neq k} \|\nabla u_i\|_{L^\infty(\Omega_k)} \|w_k\|_{\dot{C}^\gamma(\Omega_k)} \\ &\quad + \sum_{i \neq k} \|\nabla u_i\|_{\dot{C}^\gamma(\Omega_k)} \|w_k\|_{L^\infty(\Omega_k)} \\ &\leq C(D, \gamma)N\Theta A_\gamma \left(1 + \log_+ \frac{A_\gamma}{A_{\inf}}\right) + C(D, \omega_0)N\delta(t)^{-3}A_\infty. \end{aligned}$$

Then we have estimates,

$$A'_\gamma(t) \leq C(D, \gamma)N\Theta A_\gamma(t) \left(1 + \log_+ \frac{A_\gamma(t)}{A_{\inf}(t)}\right) + C(\omega_0, D)N\delta(t)^{-3}A_\infty(t).$$

Let $\tilde{A}(t) := A_\gamma(t)A_{\inf}(t)^{-1} + A_\infty(t)$, then a simple computation yields that

$$\tilde{A}'(t) \leq C(D, \gamma, \omega_0)\tilde{A}(t)(\delta(t)^{-3} + \log_+ \tilde{A}(t)).$$

Since $\delta(t)^{-3}$ increases at most double exponentially in time, it follows that $\tilde{A}(t)$ increases at most triple exponentially. So $\|\partial \Omega_k(t)\|_{C^{1,\gamma}}$ is uniformly bounded on bounded time intervals, thus completing the proof. \square

4. ONE SPECIAL CASE WITH DOUBLE EXPONENTIAL UPPER BOUND

We consider a special case in a unit disc $D := B_1(0)$ with initial data in the following form:

$$\omega_0(x) = \omega_1(x, 0) - \omega_2(x, 0) = \chi_{\Omega_1(0)}(x) - \chi_{\Omega_2(0)}(x).$$

Here $\Omega_1(0)$ and $\Omega_2(0)$ are two single disjoint patches that are symmetric with respect to the line $x_1 = 0$. The Euler evolution preserves the odd symmetry, so the solution is of the form

$$\omega(x, t) = \omega_1(x, t) - \omega_2(x, t) = \chi_{\Omega_1(t)}(x) - \chi_{\Omega_2(t)}(x)$$

for all times, where $\Omega_1(t)$ and $\Omega_2(t)$ are two symmetric single disjoint patches.

Note that when D is a disk, we have an explicit formula for $G_D(x, y)$. The velocity u generated by single patch Ω is given by

$$(4.1) \quad u = v + \tilde{v} = -\frac{1}{2\pi} \int_{\Omega} \frac{(x-y)^{\perp}}{|x-y|^2} dy + \frac{1}{2\pi} \int_{\tilde{\Omega}} \frac{(x-y)^{\perp}}{|x-y|^2} \frac{1}{|y|^4} dy.$$

Note that the reflection map is defined via $\tilde{y} = S(y) = \frac{y}{|y|^2}$ and the Jacobian $F(y) = \frac{1}{|y|^4}$. Here $S(y)$ is defined on all D , not only restricted to $T(r)$. Also notice that $T(r)$ is the same as the annulus $A(0; 1-r, 1+r) := \{x : 1-r \leq |x| \leq 1+r\}$. We will keep using $T(r)$ instead of the annulus A for convenience and consistency. In the argument below, r will be a sufficiently small universal constant.

Let us prove Theorem 1.5.

Proof of Theorem 1.5. From now on, we will drop t from $\Omega_k(t)$, since the estimate is time independent. We adopt φ_k and w_k notation for $k = 1, 2$ from Section 3 and we also add sup in the definitions of A_{∞} , A_{γ} and add inf in the definition of A_{inf} as we did in Section 3. Note that $u = u_1 + u_2$, and for $i = 1, 2$,

$$u_i = v_i + \tilde{v}_i = -\frac{1}{2\pi} \int_{\Omega_i} \frac{(x-y)^{\perp}}{|x-y|^2} dy + \frac{1}{2\pi} \int_{\tilde{\Omega}_i} \frac{(x-y)^{\perp}}{|x-y|^2} \frac{1}{|y|^4} dy.$$

From the proof in Section 3, our goal is to estimate $\|(\nabla u)w_k\|_{\dot{C}^{\gamma}(\Omega_k \cap T(r/2))}$ for $k = 1, 2$. Without loss of generality, it suffices to only estimate $\|(\nabla u)w_1\|_{\dot{C}^{\gamma}(\Omega_1 \cap T(r/2))}$. We decompose it to be sum of $\|(\nabla u_1)w_1\|_{\dot{C}^{\gamma}(\Omega_1 \cap T(r/2))}$ and $\|(\nabla u_2)w_1\|_{\dot{C}^{\gamma}(\Omega_1 \cap T(r/2))}$, and estimate them one by one.

For the first term $\|(\nabla u_1)w_1\|_{\dot{C}^{\gamma}(\Omega_1 \cap T(r/2))}$, u_1 and w_1 are both generated by the patch Ω_1 , and the argument is identical to the single patch case in Section 2. Thus we have,

$$\|(\nabla u_1)w_1\|_{\dot{C}^{\gamma}(\Omega_1 \cap T(r/2))} \leq C(\gamma)(A_{\gamma} + A_{\infty}) \left(1 + \log_+ \frac{A_{\gamma}}{A_{\text{inf}}}\right).$$

For the second term $\|(\nabla u_2)w_1\|_{\dot{C}^{\gamma}(\Omega_1 \cap T(r/2))}$, we decompose $(\nabla u_2)w_1$ as

$$(\nabla u_2)w_1 = (\nabla v_2)w_1 + (\nabla \tilde{v}_2)w_1.$$

First we claim that $\|(\nabla v_2)w_1\|_{\dot{C}^{\gamma}(\Omega_1 \cap T(r/2))}$ can be bounded by $C(\gamma)A_{\gamma} \left(1 + \log_+ \frac{A_{\gamma}}{A_{\text{inf}}}\right)$. Indeed, v_2 can be regarded as the velocity field generated by the patch Ω_2 in \mathbb{R}^2 . w_1 is a divergence free vector field that is tangent to the boundary of Ω_1 , which is symmetric to Ω_2 over $x_1 = 0$. This case has been treated in [10] from page 15 to the end of the Section 3. Note that the symmetry here is with respect to $x_1 = 0$, while in [10] the symmetry is with respect to $x_2 = 0$.

For the second term, denote $g(x) := (\nabla \tilde{v}_2)w_1(x)$. Then for arbitrary $x, x' \in \Omega_1 \cap T(r/2)$, we have

$$(4.2) \quad \begin{aligned} \frac{|g(x) - g(x')|}{|x - x'|^{\gamma}} &\leq |\nabla \tilde{v}_2(x')| \|w_1\|_{\dot{C}^{\gamma}(\Omega_1)} \\ &\quad + \frac{|\nabla \tilde{v}_2(x) - \nabla \tilde{v}_2(x')|}{|x - x'|^{\gamma}} |w_1(x)|. \end{aligned}$$

The first term in (4.2) can be easily bounded by $C(\gamma)A_{\gamma} \left(1 + \log_+ \frac{A_{\gamma}}{A_{\text{inf}}}\right)$, by Proposition 2.5 and definition of A_{γ} and w_1 .

For the second term, remember that $\tilde{v}_2 = \frac{1}{2\pi} \int_{\tilde{\Omega}_2} \frac{(x-y)^\perp}{|x-y|^2} \frac{1}{|y|^4} dy$, where $\tilde{\varphi}_2$ defines $\tilde{\Omega}_2$ and $\tilde{w}_2 = \nabla^\perp \tilde{\varphi}_2$. Then by Proposition 2.8, we have

$$(4.3) \quad \frac{|\nabla \tilde{v}_2(x) - \nabla \tilde{v}_2(x')|}{|x - x'|^\gamma} \leq C(\gamma) \left(1 + \log_+ \frac{A_\gamma}{A_{\inf}}\right) \min \left\{ \frac{A_\gamma}{|\tilde{w}_2(P_x)|}, d(x)^{-\gamma} \right\}.$$

Here $d(x) = \text{dist}(x, \tilde{\Omega}_2)$ and $P_x \in \partial \tilde{\Omega}_2$ denotes the closest point. Note that \tilde{v}_2 plays the same role as I_{12} in Proposition 2.8. There is a minor difference that the region of integral for \tilde{v}_2 is not restricted to $T(r)$, since we have a more explicit expression for Green's function in unit disk. However, the same arguments work here.

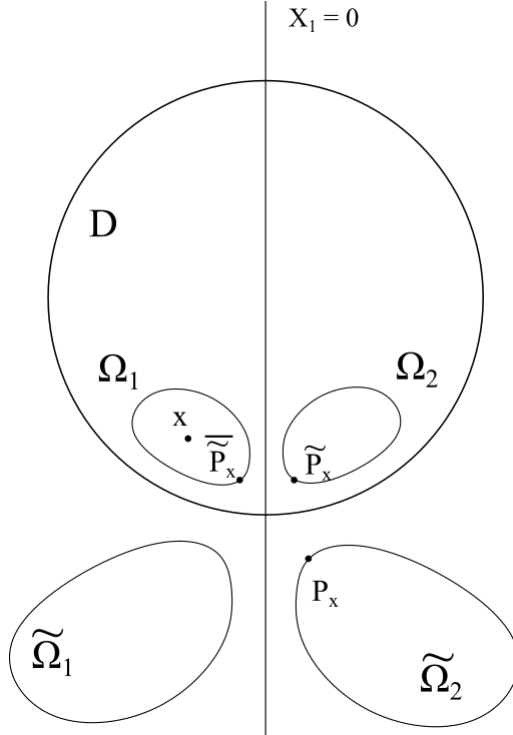


FIGURE 4

The symmetry of Ω_1 and Ω_2 implies that we can choose $\phi_{1,2}$ so that

$$\varphi_1(x, t) = \varphi_2(\bar{x}, t),$$

for all t , where $\bar{x} = (-x_1, x_2)$. This is the key observation that allows to reduce the upper bound from triple to double exponential growth. Therefore, by definition $w_i = \nabla^\perp \varphi_i$, we have

$$w_2(x) = -\overline{w_1(\bar{x})}.$$

For any $x \in \Omega_1$ (see Figure 4)

$$|w_1(x)| \leq |w_1(x) - w_1(\bar{P}_x)| + |w_1(\bar{P}_x)|.$$

From above, we know $|w_1(\bar{P}_x)| = |w_2(\tilde{P}_x)|$. Without loss of generality, we can choose r small enough so that if $x \in T(r/2)$, then we have $|x - \tilde{P}_x| \leq Cd(x)$. Thus we obtain,

$$|w_1(x)| \leq CA_\gamma d^\gamma + C|\tilde{w}_2(P_x)|.$$

Therefore,

$$\|(\nabla \tilde{v}_2)w_1\|_{\dot{C}^\gamma(\Omega_1 \cap T(r/2))} \leq C(\gamma)(A_\gamma + A_\infty) \left(1 + \log_+ \frac{A_\gamma}{A_{\inf}}\right).$$

Thus, we get

$$\|(\nabla u)w\|_{\dot{C}^\gamma(\Omega_1 \cap T(r/2))} \leq C(\gamma)(A_\gamma + A_\infty) \left(1 + \log_+ \frac{A_\gamma}{A_{\inf}}\right).$$

We conclude that A_γ , A_{\inf}^{-1} and A_∞ grow at most double exponentially in time. \square

5. EXAMPLE WITH DOUBLE EXPONENTIAL GROWTH

In this section, we are going to use an analog of the example constructed in [11] to show that the upper bound obtained by the previous section is actually qualitatively sharp.

First we introduce some notation that will be adopted throughout this section. With ϕ to be the usual angular variable, we have

$$\begin{aligned} D &:= B_1(e_2), \quad \text{with } e_2 = (0, 1), \\ D^+ &:= \{(x_1, x_2) \in D : x_1 \geq 0\}, \\ D_1^\gamma &:= \{(x_1, x_2) \in D^+ \mid \frac{\pi}{2} - \gamma \leq \phi \leq 0\}, \\ D_2^\gamma &:= \{(x_1, x_2) \in D^+ \mid \frac{\pi}{2} \leq \phi \leq \gamma\}, \\ Q(x_1, x_2) &:= \{(y_1, y_2) \in D^+ \mid y_1 \geq x_1, y_2 \geq x_2\}, \\ \Omega(x_1, x_2, t) &:= \frac{4}{\pi} \int_{Q(x_1, x_2)} \frac{y_1 y_2}{|y|^4} \omega(y, t) dy. \end{aligned}$$

Consider two-dimensional Euler equation on D , let ω be vorticity. We will take smooth patch initial data ω_0 so that $\omega_0(x) \geq 0$ for $x_1 > 0$ and ω_0 is odd in x_1 . Let us state the Key Lemma (see [11] for Lemma 3.1).

Lemma 5.1. *Take any γ , $\pi/2 > \gamma > 0$. Then there exists $\delta > 0$ such that*

$$(5.1) \quad u_1(x) = -x_1 \Omega(x_1, x_2) + x_1 B_1(x), \quad |B_1| \leq C(\gamma) \|\omega_0\|_{L^\infty}, \quad \forall x \in D_1^\gamma, |x| \leq \delta$$

$$(5.2) \quad u_2(x) = x_2 \Omega(x_1, x_2) + x_2 B_2(x), \quad |B_2| \leq C(\gamma) \|\omega_0\|_{L^\infty}, \quad \forall x \in D_2^\gamma, |x| \leq \delta$$

Note that, in [11] Lemma 5.1 applies only to smooth ω , but at the same time the argument can extend to patches without any effort. Following the proof in [11], exponential growth of curvature can be achieved easily. Indeed, take initial data $\omega_0(x)$ which is equal to 1 everywhere in D^+ except on a thin strip of width equal to $\delta/2$ (δ is chosen from Lemma 5.1, for some small $\gamma < \pi/10$) near the vertical axis $x_1 = 0$, where $\omega_0(x) = 0$. Then we round the corner of this single patch to make the boundary so that ω_0 remains equal to one everywhere in D^+ except on a thin strip of width equal to at most δ near the vertical axis $x_1 = 0$. Denote the patch in D^+ at the initial time by $P(0)$, so $\omega_0(x) = \chi_{P(0)}(x) - \chi_{\bar{P}(x)}(x)$, where $\bar{P} := \{(x_1, x_2) : (-x_1, x_2) \in P\}$. By odd symmetry, two single patches P and \bar{P} will stay in the two half disks respectively for all time t . Due to incompressibility, the measure of the set in D^+ where $\omega(x, t) = 0$ does not exceed 2δ . In this case, for every $x \in D^+$ with $|x| < \delta$, we can derive the following estimate for $\Omega(x_1, x_2)$,

$$\Omega(x_1, x_2, t) \geq \int_{2\delta}^2 \int_{\pi/6}^{\pi/3} \omega(r, \phi) \frac{\sin 2\phi}{2r} d\phi dr \geq \frac{\sqrt{3}}{4} \int_{2\delta}^2 \int_{\pi/6}^{\pi/3} \frac{\omega(r, \phi)}{r} d\phi dr.$$

The value of the integral on the right hand side is minimal when the area where $\omega(r, \phi) = 0$ is situated around small values of the radial variable. Since this area does not exceed 2δ , we have

$$(5.3) \quad \frac{4}{\pi} \Omega(x_1, x_2, t) \geq c_1 \int_{c_2 \sqrt{\delta}}^1 \int_{\pi/6}^{\pi/3} \frac{1}{r} d\phi dr \geq C_1 \log \delta^{-1},$$

where c_1 , c_2 and C_1 are positive universal constants.

Let $x_0 \in \partial D$, $0 < x_{0,1} < \delta$ be the point with minimal value of $x_{0,1}$ such that $\omega_0(x_0) = 1$. Consider the trajectory $\Phi_t(x_0)$; due to the boundary conditions $\Phi_t(x) \in \partial D$ for all times. If δ is sufficiently small (note that we can always make it smaller if needed), the estimates (5.1) and (5.3) imply that the first component of $\Phi_t(x_0)$, $\Phi_t^1(x_0)$, converges to zero at an exponential rate. Observe that for a curve, one can use the distance over which it changes direction by $\pi/2$ to estimate the curvature. In our case, $\Phi_t(x_0)$ is being pushed towards the origin from the along the boundary ∂D , and by odd symmetry, the axis $x_1 = 0$ is a barrier that patch P can not pass. So the tangent vector to ∂P has to turn close to $\pi/2$ angle over a distance that is exponentially decaying in time.

To achieve double exponential growth on curvature, by discussion above, we need an example where we can track a point on the patch boundary that approaches the origin at double exponential speed.

Let us prove Theorem 1.6 by using the example constructed in [11]; the proof is similar to [11].

Proof of Theorem 1.6. We first fix some small $\gamma > 0$ (take $\pi/10$ for example). We choose $\delta > 0$ small enough such that Lemma 5.1 applies and that $C_1 \log \delta^{-1} > 100C(\gamma)$ with C_1 from (5.3) and $C(\gamma)$ from Lemma 5.1. We take the smooth patch initial data ω_0 as the one constructed in the previous exponential growth example, with $\omega_0 = 1$ everywhere in D^+ except on a thin strip near $x_1 = 0$ line, except now with width equal to δ^{10} .

For $0 < x'_1, x''_1 < 1$, we denote

$$\mathcal{O}(x'_1, x''_1) = \{(x_1, x_2) \in D^+ | x'_1 \leq x \leq x''_1, x_2 < x_1\}.$$

For $0 < x_1 < 1$, we let

$$(5.4) \quad \begin{aligned} \bar{u}(x_1, t) &= \max_{(x_1, x_2) \in D^+, x_2 < x_1} u_1(x_1, x_2, t), \\ \underline{u}(x_1, t) &= \min_{(x_1, x_2) \in D^+, x_2 < x_1} u_1(x_1, x_2, t), \end{aligned}$$

and define $a(t)$, $b(t)$ by

$$\begin{aligned} a'(t) &= \bar{u}(a(t), t), \quad a(0) = \delta^{10}, \\ b'(t) &= \underline{u}(b(t), t), \quad b(0) = \delta. \end{aligned}$$

This set up is a little simpler than in [11], where an additional scale ϵ was introduced. However, the rest of the argument remains the same. The estimates (5.1), (5.2) can be used to control the region $\mathcal{O}_{a(t), b(t)}$, to show that it does not collapse, and to trace its approach to the origin. The result is an improvement of the bound (5.3) bound yielding exponential growth of $\Omega(a(t), 0)$. This leads to double exponential decay of $a(t)$. Since the argument is largely parallel to [11], we refer to it for the details. □

6. APPENDIX

Here we give a sketch of proof for Proposition 2.4.

Proof of Proposition 2.4. Recall the representation

$$G_D(x, y) = \frac{1}{2\pi} (\log |x - y| - \log |x - \tilde{y}|) + B(x, y)$$

for $y \in T(r)$. Note that $B(x, y)$ satisfies

$$\Delta_x B(x, y) = 0, \quad B(x, y)|_{x \in \partial D} = \frac{1}{2\pi} \log \frac{|x - \tilde{y}|}{|x - y|}.$$

In [18], the following estimate is proved. Let $D \in C^3$, and fix any $z \in \partial D$. Then there exists $r = r(D)$ such that for any $\omega \in L^\infty(\bar{D})$

$$(6.1) \quad \left\| \int_{B_r(z) \cap D} B(x, y) \omega(y) dy \right\|_{C^{2,\alpha}(\partial D \cap B_{r/2}(z))} = \left\| \frac{1}{2\pi} \int_{B_r(z) \cap D} \log \frac{|x - \tilde{y}|}{|x - y|} \omega(y) dy \right\|_{C^{2,\alpha}(\partial D \cap B_{r/2}(z))} \leq C \|\omega\|_{L^\infty(\bar{D})}.$$

This estimate is a consequence of a calculation in the proof of Proposition 1 and Lemma 4 in [18]. The argument is fairly direct and uses estimates on $\tilde{y}(y)$ and local representation of ∂D as a graph of a function $f \in C^3$; the idea is that when $x \in \partial D \cap B_{r/2}(z)$ and $y \in D \cap B_r(z)$ then $|x - y|$ and $|x - \tilde{y}|$ are very close. Note that even though the statement of Proposition 1 in [18] makes an assumption that D has a symmetry axis and z belongs to it, this assumption is never used in the proof (it is needed for later applications in [18]).

Now it is straightforward to extend the estimate (6.1) to the function

$$(6.2) \quad \varphi(x) := \frac{1}{2\pi} \int_{T(r) \cap D} \log \frac{|x - \tilde{y}|}{|x - y|} \omega(y) dy,$$

yielding

$$(6.3) \quad \|\varphi\|_{C^{2,\alpha}(\partial D \cap B_{r/2}(z))} \leq C \|\omega\|_{L^\infty}.$$

Indeed, in (6.2) compared with (6.1) we are adding integration over a region where y satisfies $|y - x| \geq r/2$, and if we choose $r = r(D)$ sufficiently small, also $|\tilde{y} - x| \geq r/4$. Then $\log \frac{|x - \tilde{y}|}{|x - y|}$ is a smooth function of x with uniform bounds on derivatives for all such $y \in T(r)$, leading to (6.3). In fact, since z was arbitrary, we get that

$$\|\varphi\|_{C^{2,\alpha}(\partial D)} \leq C \|\omega\|_{L^\infty(\bar{D})}.$$

By well known results (e.g. Lemma 6.38 of [8], there exists an extension φ^e of φ to \bar{D} such that

$$\|\varphi^e\|_{C^{2,\alpha}(\bar{D})} \leq \|\varphi\|_{C^{2,\alpha}(\partial D)}.$$

Now observe that

$$g(x) := \int_{T(r) \cap D} B(x, y) \omega(y) dy$$

defined for all $x \in \bar{D}$ satisfies

$$\Delta g = 0, \quad g|_{\partial D} = \varphi^e.$$

By Theorems 6.8 and 6.6 of [8] we obtain

$$\|g\|_{C^{2,\alpha}(\bar{D})} \leq C \|\varphi\|_{C^{2,\alpha}(\partial D)} \leq C \|\omega\|_{L^\infty(\bar{D})},$$

completing the proof. □

ACKNOWLEDGEMENT

We would like to thank Yao Yao for valuable advice. Partial support of the NSF-DMS grants 1412023 and 1712294 is gratefully acknowledged.

REFERENCES

- [1] A. Bertozzi and P. Constantin, *Global regularity for vortex patches*, Comm. Math. Phys., **152** (1993), 19-28.
- [2] T. Buttke, *The observation of singularities in the boundary of patches of constant vorticity*, Physics of Fluids A: Fluid Dynamics **1** (1989), 1283-1285.
- [3] J.-Y. Chemin, *Persistence de structures geometriques dans les fluides incompressibles bidimensionnels*, Annales scientifiques de l'École Normale Supérieure, **26** (1993), 1-26.
- [4] D. Cordoba and C. Fefferman, *Growth of solutions for QG and 2D Euler equations*, J. Amer. Math. Soc., **15** (2002), 665-670.
- [5] N. Depauw, *Poche de tourbillon pour Euler 2D dans un ouvert à bord*, J. Math. Pures Appl., **78** (1999), 313-351.
- [6] A. Dutrifoy, *On 3D vortex patches in bounded domains*, Comm. PDE, **28** (2003), 1237-1263.
- [7] L.C. Evans, *Partial Differential Equations*, Graduate Studies in Mathematics **19**, AMS, Providence, Rhode Island.
- [8] D. Gilbarg and N. Trudinger, *Elliptic Partial Differential Equations of Second Order*, Springer-Verlag, Berlin Heidelberg 2001.
- [9] R. Hardt and L. Simon, *Boundary regularity and embedded solutions for the oriented plateau problem*, Annals of Math **110** (1979), 439-486.
- [10] A. Kiselev, L. Ryzhik, Y. Yao and A. Zlatoš, *Finite time singularity formation for the modified SQG patch equation*, Annals of Math. **184** (2016), no. 3, 909-948.
- [11] A. Kiselev and V. Šverák, *Small scale creation for solutions of the incompressible two dimensional Euler equation*, Annals of Math, **180** (2014), 1205-1220.
- [12] A. Majda, *Vorticity and the mathematical theory of incompressible fluid flow*, Comm. Pure Appl. Math. **39** (1986), 187-220.
- [13] A. Majda and A. Bertozzi, *Vorticity and Incompressible Flow*, Cambridge University Press, 2002.
- [14] C. Marchioro and M. Pulvirenti, *Mathematical Theory of Incompressible Nonviscous Fluids*, Springer-Verlag, New York-Heidelberg, 1994.
- [15] E. M. Stein, *Singular Integrals and Differentiability Properties of Functions*, Princeton University Press, 1970.
- [16] C. Thäle, *50 years sets with positive reach—a survey*, Surv. Math. Appl., **3** (2008), 123-165.
- [17] W. Wolibner, *Un théorème sur l'existence du mouvement plan d'un uide parfait, homogène, incompressible, pendant un temps infiniment long (French)*, Mat. Z., **37** (1933), 698-726.
- [18] X. Xu, *Fast growth of the vorticity gradient in symmetric smooth domains for 2D incompressible ideal flow*, J. Math. Anal. Appl. **439** (2016) 594-607.
- [19] V. I. Yudovich, *Non-stationary flows of an ideal incompressible fluid*, Zh Vych Mat, **3** (1963), 1032-1066.