

Online Petitioning Through Data Exploration and What We Found There: A Dataset of Petitions from Avaaz.org*

Pablo Aragón^{1,2} Diego Sáez-Trumper¹ Miriam Redi³
Scott A. Hale⁴ Vicenç Gómez¹ Andreas Kaltenbrunner¹

¹Universitat Pompeu Fabra ²Eurecat, Centre Tecnològic de Catalunya
³King's College, London ⁴Oxford Internet Institute, University of Oxford

Abstract

The Internet has become a fundamental resource for activism as it facilitates political mobilization at a global scale. Petition platforms are a clear example of how thousands of people around the world can contribute to social change. *Avaaz.org*, with a presence in over 200 countries, is one of the most popular of this type. However, little research has focused on this platform, probably due to a lack of available data.

In this work we retrieved more than 350K petitions, standardized their field values, and added new information using language detection and named-entity recognition. To motivate future research with this unique repository of global protest, we present a first exploration of the dataset. In particular, we examine how social media campaigning is related to the success of petitions, as well as some geographic and linguistic findings about the worldwide community of *Avaaz.org*. We conclude with example research questions that could be addressed with our dataset.

Introduction

Petition signing has long been one of the most popular political activities with a history extending back to at least the Middle Ages (Fox 2012). After a decline in the 20th century, petitioning has achieved new prominence through online, “e-” petition platforms. Online petitions are often disseminated on social media, and their low-costs, low-barriers to entry may bring new people into the political process (Margetts et al. 2015).

Despite the popularity of petition platforms, this computer-mediated form of civic participation has also come under criticism. A review of online petitioning over 10 years in Europe and the United Kingdom concluded that, although these experiences were mostly positive, there was no solid evidence about significant impact (Panagiotopoulos and Elliman 2012). Indeed, petition platforms are seen as the essence of the so-called ‘slacktivism’ or ‘clicktivism’, where the main effect is not to impact real life but to enhance the feel-good factor for participants (Christensen 2011). This

criticism has fueled a skeptical view of activism through social media (Gladwell 2010) and of the promise that the Internet would ‘set us free’ (Morozov 2011). Nevertheless, it cannot be ignored that online petitioning has a proven ability to originate public policies of great impact, e.g., the *Unlocking Consumer Choice and Wireless Competition Act* (U.S. Congress 2013).

In the last decade, much research has focused on analyzing data from government platforms in countries like Germany (Jungherr and Jürgens 2010; Lindner and Riehm 2011), the United Kingdom (Wright 2012; Hale, Margetts, and Yasseri 2013; Wright 2015), and the United States (Dumas et al. 2015; Margetts et al. 2015; Yasseri, Hale, and Margetts 2017). As these platforms belong to public institutions, these studies are of interest because of the potential of petitions to influence policy making. However, institutional platforms are restricted by definition to specific territories, and do not take advantage of the global scope offered by the Internet.

At the global level, *Change.org* and *Avaaz.org* are two paradigmatic examples of online petition platforms able to engage millions of people around the world. Nevertheless, there are few empirical studies of these communities. For *Change.org*, launched in 2007 by a for-profit corporation, research has analyzed user behavior (Huang et al. 2015), success factors (Elnoshokaty, Deng, and Kwak 2016) and gender patterns (Mellon et al. 2017). These studies relied on data from the API but, since October 2017, it is no longer supported¹. For *Avaaz.org*, also launched in 2007 but founded by non-profit organizations, the only case study to date focused on whether this community fulfills certain basic democratic dimensions (Horstink 2017). This study reported serious problems of transparency and accountability because of the lack of information about their activities. In fact, *Avaaz.org* does not provide an open data API, which is a major barrier to research in this field.

To overcome the lack of available data from global petition platforms, we present in this article an open dataset of petitions from *Avaaz.org*². In the following section we describe how we obtained the data in line with technical

*This version extends the paper presented at ICWSW-18 with an appendix including the reasons, provided by *Avaaz.org*, about the anomalies detected when exploring the dataset.
Copyright © 2018, Association for the Advancement of Artificial Intelligence (www.aaai.org). All rights reserved.

¹<https://help.change.org/s/article/Change-org-API>

²Available at <https://dataverse.mpi-sws.org/dataverse/icwsm18>

and legal requirements, and the structure of the dataset. We then explore the data to provide some findings of interest. To motivate future work, we conclude by offering example research questions that could be addressed with our dataset.

Data Collection

To generate the dataset of petitions from *Avaaz.org*, we implemented a web crawler based on the incremental nature of their numerical ids. First, for a given petition id, a script sent a request to the AJAX endpoint of *Avaaz.org* and retrieved the corresponding URL. Then, with the petition URL, another script fetched and parsed the HTML to extract and store the corresponding metadata (an example petition page is shown in Figure 1). The crawling process was done in August 2016 and the petition ids ranged from 1 to 382979 (which was the latest petition at that time). After excluding deleted pages, we obtained a dataset of 366,214 petitions.

It is important to highlight two issues taken into account when the crawler was designed. First, the machine-readable robots.txt file on *Avaaz.org* does not specify any restrictions³. Second, every page fetched by the crawler specified a *Creative Commons Attribution 3.0 Unported License* in the footnote. Therefore, our dataset is released under the same terms.

Structure of the dataset

The metadata of the online petitions were processed to produce a standardized and enriched dataset. Besides the id and URL, each petition contains the following fields:

- **title** (string): Title of the petition (limited to 100 characters). Following the official guidelines about how to write a petition title (Avaaz 2018b), many of them include the person, organization and/or location it addresses.
- **description** (string): Description of the petition.
- **author** (string): Name of the user who authored the petition. To preserve anonymity, *Avaaz.org* includes only the given name and the first initial of the family name.
- **date** (timestamp): Date when the petition was published, from December 2011 to August 2016. Because dates were originally found in different languages including different writing systems (Latin, Arabic, Cyrillic, Kana, Hebrew, and Greek), we standardized them as yyyy-MM-dd.
- **country_name** (string): Name of the country of origin of the author. Users are able to customize this field in their profiles. Otherwise, the value is obtained by *Avaaz.org* directly from the user's IP address.
- **country_code** (string): As well as date, country names were originally found in different languages and writing systems, e.g., Turkey was also found as تۈركۈيە, Türkiye, Türkei, Turchia, Turquie, Turquía, and Турция. Therefore, we standardized countries using ISO 3166-1 alpha-3 codes⁴.
- **sign** (integer): Number of signatures at the time the petition was crawled.
- **target** (integer): Number of signatures set as a goal by the platform/creator (this value may change as petitions receive signatures).
- **ratio** (float): Ratio between the two proceeding fields.
- **facebook_count** (integer): Number of shares on Facebook.
- **twitter_count** (integer): Number of shares on Twitter.
- **whatsapp_count** (integer): Number of shares on WhatsApp.
- **email_count** (integer): Number of shares via email.
- **lang_code** (string): Language detected on the concatenation of title and description using a plugin for Apache Nutch project⁵ (based on n-grams of over 50 languages). The resulting language is standardized with a ISO-639 2-letter code⁶.
- **lang_prob** (float): Probability of success given by the language detection plugin.
- **people** (multivalued string): The names of people found within the concatenation of the title and description fields using the Stanford Named Entity Recognizer (NER) (Finkel, Grenager, and Manning 2005). Results are only provided when the detected language was English, Spanish or German (available languages).
- **organizations** (multivalued string): The names of organizations found using the NER, as done for people.
- **locations** (multivalued string): Locations found using the NER, as done for people.
- **miscellany** (multivalued string): Other entities found using the NER, as done for people.

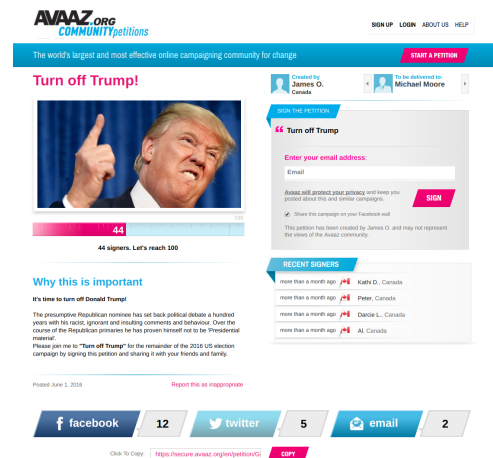


Figure 1: Web page of a petition in *Avaaz.org* https://secure.avaaz.org/en/petition/Global_media_consumers_Turn_off_Trump/.

⁵<https://wiki.apache.org/nutch/LanguageIdentifier>

⁶http://www.loc.gov/standards/iso639-2/php/code_list.php

³<https://secure.avaaz.org/robots.txt>

⁴<https://unstats.un.org/unsd/methodology/m49/>

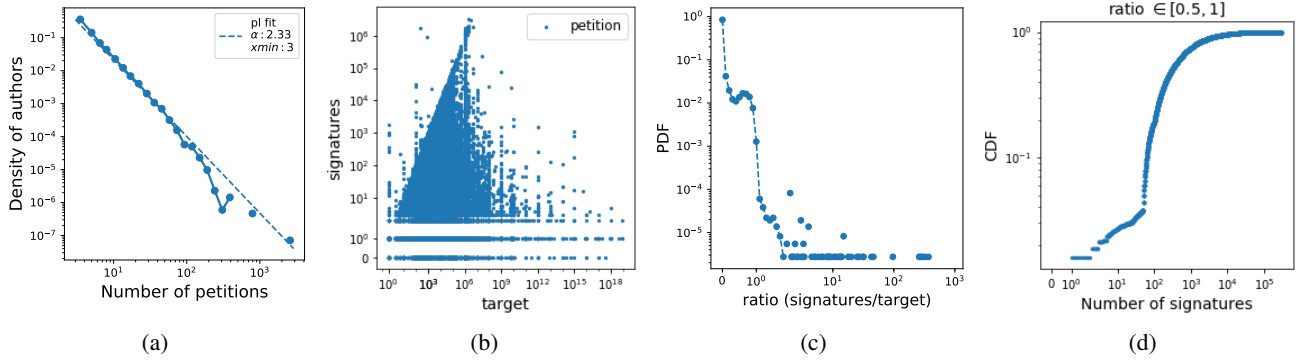


Figure 2: General descriptive plots of the dataset of petitions: a) Distribution of authors by the number of petitions; b) Target vs signatures; c) Distribution of petitions by ratio; d) Cumulative distribution of petitions by signatures for petitions with a ratio $\in [0.5, 1]$.

Data Exploration

In this section we explore the petitions in our dataset to illustrate its content and relevance for research. We first provide a general overview regarding authors and signatures, and then inspect the link between signatures and shares on social media platforms. Finally, we examine some geographical and multilingual findings about the worldwide community of *Avaaz.org*.

General overview

Figure 2 presents general descriptive statistics of petitions in relation to authors and signatures. The plot in Figure 2a shows the distribution of authors by the number of petitions. As expected, the distribution appears to follow a power law: most authors only published a few petitions. However, there is a small group of authors with over 1,000 petitions each. We examined this group and found that the most prolific user (2,895 petitions) is named *selenium s.*, located in Afghanistan and the United States, and authored petitions like “TEST - AUTOMATED - Who: TEST - AUTOMATED - What” or “*selenium1440423202: selenium1440423202*”. This might indicate that these petitions were automatically generated with Selenium⁷, a popular web browser automation tool⁸. Although much recent research has been devoted to characterize bots in social media platforms (Chu et al. 2010; Ratkiewicz et al. 2011; Ferrara et al. 2016), most studies have focused on Twitter. To the best of our knowledge, this is the first evidence of bots operating in an online petition platform.

To assess the success of petitions in our dataset, we present a scatter plot of petitions’ target number of signatures compared to their actual number of signatures (Figure 2b). These dimensions are not correlated and the plot reveals that the number of signatures rarely exceeds the targets. This finding is explicit in Figure 2c which shows the distribution of petitions by ratio, i.e., the number of

signatures for each petition divided its target. We should note that, although the fraction of petitions decreases as the ratio increases, this is not the case for petitions with ratio $\in [0.5, 1]$. The observed peak could be the result of targets automatically updating when the number of signatures reaches a specific threshold. This is a relevant design feature in some online petition platforms that could encourage more signatures by magnifying the importance of a new signature to reach the target (Margetts et al. 2012; Frey and S. 2004). For this reason, we present in Figure 2d the cumulative distribution of petitions by their number of signatures for petitions with ratio $\in [0.5, 1]$. The plot shows two trends: one from 1 to 99 signatures and the other above 100 signatures, which is the default initial target on the platform. It appears the target number of signatures is mostly likely to automatically update after a petition has at least 100 signatures.

The link between social media campaigning and the success of online petitions

Recent research has found that the growth and success of online petitions is influenced by their popularity in social media (Margetts et al. 2015; Proskurnia, Aberer, and Cudré-Mauroux 2016; Proskurnia et al. 2017). Given that our dataset includes how many times each petition was shared on Facebook, Twitter, WhatsApp and email, we present in Figure 3 the distribution of petitions by the number of shares in each platform. The plots show heavy-tailed distributions: most petitions are not shared on social platforms while a few are highly shared. This is consistent with previous studies of diffusion on social media (Goel, Watts, and Goldstein 2012; Hale et al. 2018).

We explicitly examine the link between social media and the success of online petitions with a scatter plot of signatures versus the sum of shares on four social platforms (see Figure 4a). Although the variables are positively correlated ($r = 0.44, p < 0.001$), as better shown in Figure 4b, we find of great interest the existence of a group of 25 petitions that received more than 500K signatures but less than 100 shares. We inspected these petitions and found that 24 of

⁷<http://www.seleniumhq.org>

⁸An extended explanation of this user, provided by *Avaaz.org* after submitting the camera-ready copy of this article, is described in the appendix.

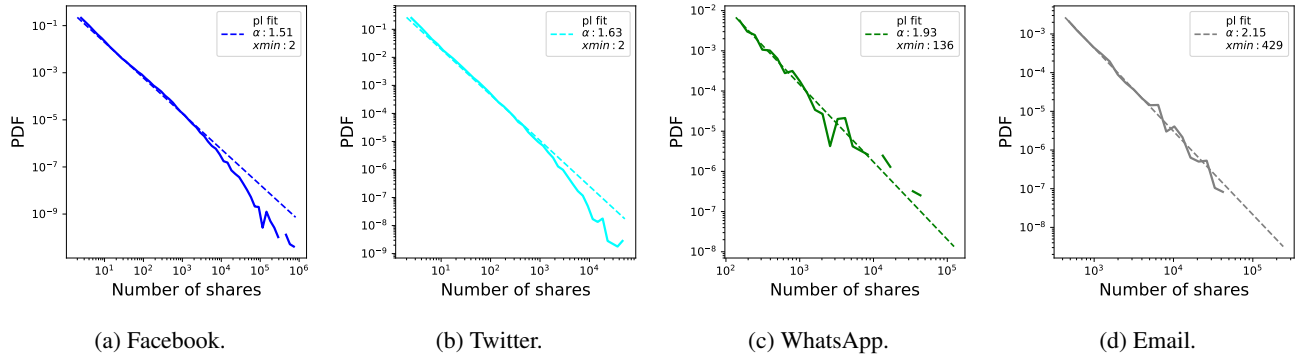


Figure 3: Distribution of petitions by number of social media shares.

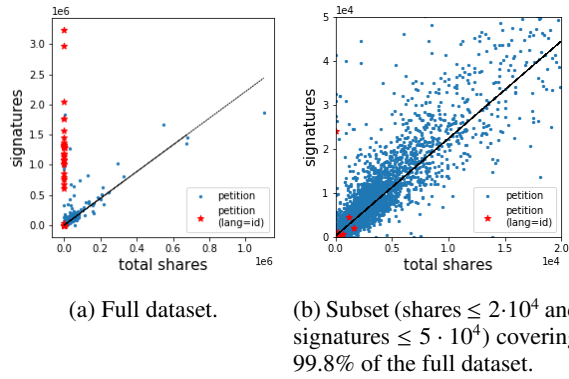


Figure 4: Signatures versus shares in social media. The black line is a linear fit, and petitions written in Indonesian are shown with red star markers.

them were written in Indonesian by 18 authors not located in Indonesia but in the United Kingdom, the United States, Spain, France, Italy, Costa Rica and the Palestinian territories. Using the author field (given name and the initial of the family name), we searched Google using queries of the format: *site:linkedin.com avaaz name*. For each query, we found an employee of *Avaaz.org* (e.g., Campaign Directors, Senior Campaigners) matching with name and the geographical location of corresponding petitions. We provide two possible explanations for these results⁹. On the one hand, they could be an indicator of astroturfing, i.e., these petitions could have been massively signed in an artificial manner. We should note that, in addition to the aforementioned problems of transparency and accountability (Horstink 2017), there are specific complaints about the reliability of the number of signatures to petitions on *Avaaz.org* (Hawkeye 2015). On the other hand, *Avaaz.org* and other websites have been blocked in Indonesia in recent years (Wikipedia 2007), and this finding could be the result of very effective campaigns through alternative (even non-digital) diffusion channels.

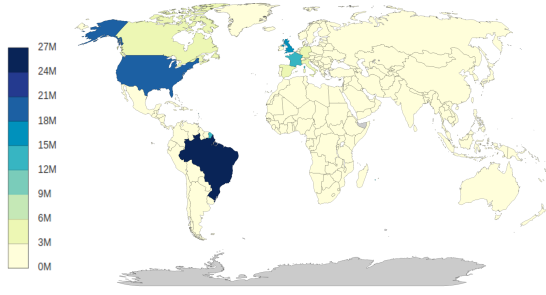
⁹After submitting the camera-ready copy of this article, the actual cause, described in the appendix, turned out to be neither of these two.

Geographical and multilingual findings in a worldwide community

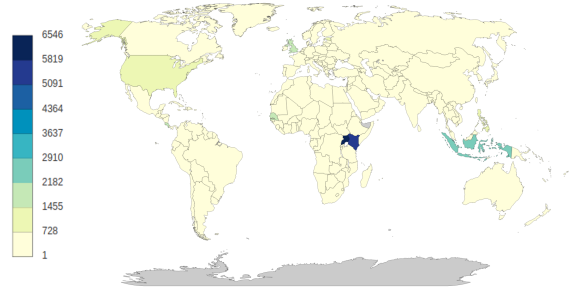
Because the *Avaaz.org* community is present in over 200 countries, we show in Figure 5 two choropleth world maps comparing activity across countries. The left map indicates the total number of signatures for all petitions in the dataset and reveals that activity is intense in Brazil, Spain, and countries that are members of the Group of Seven (G7) excluding Japan (Canada, United States, United Kingdom, France, Italy, and Germany). These results are similar to the map of the number of *Avaaz* ‘members’ from each country in the *Avaaz* Annual 2016 Poll (*Avaaz* 2016). In contrast, the right map shows the average number of signatures per petition and depicts a very different distribution with the highest values in two African countries, Uganda and Kenya, followed by Indonesia.

To examine the most popular languages for *Avaaz.org* petitions from very active countries, we present a heatmap in Figure 6. For better readability, data are normalized by the number of petitions in each country, and countries on the horizontal axis are grouped by linguistic similarity. We observe that, although users tend to use the most spoken language in their countries, English acts as a global language with remarkable use in countries like Afghanistan, Poland, and the Netherlands. The results also allow for the easy identification of strongly multilingual countries, e.g., Canada (French and English), Algeria (French and Arab), Morocco (French and Arab), Ukraine (Russian and Ukrainian), Belgium (French, Dutch and English) and Turkey (Turkish, Arab and English).

Finally, we explore named people within the text of petitions. As indicated in the second section, this exploration is limited to petitions written in English, Spanish or German. Table 1 shows the top 10 people who are mentioned in petitions from the largest number of countries. The table also includes the top 3 countries associated with each person. Because petitions in *Avaaz.org* are aimed at solving global societal challenges, it was expected to find people associated to global leadership (e.g., Barack Obama or Angela Merkel). In addition to politicians, we find of interest the presence of Justin Bieber who appears in many petitions from Latin American countries like Argentina, Uruguay and



(a) Sum of signatures (in millions).



(b) Average number of signatures per petition.

Figure 5: Choropleth world maps of signing activity in *Avaaz.org* by country.

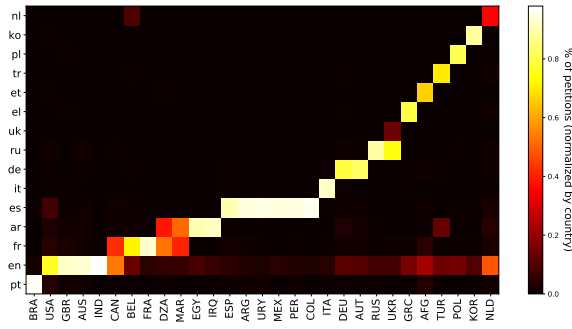


Figure 6: Heatmap of the percentage of petitions from different countries written in the most popular languages.

Mexico. We inspect these petitions and found that many of them were about an indictment from an Argentinian court against him in 2016. This leads us to examine which countries share similar political and social references with the most active English, Spanish and German speaking countries (see Figure 7). Besides the overlap among countries very active on *Avaaz.org* (United States, United Kingdom, Germany, Canada and Spain), we should note the specific overlap among Spanish speaking countries (Spain, Mexico, Colombia, Argentina, Venezuela, etc.) and between the United States and Mexico.

Recommendations for Future Work

In the above section we have presented a preliminary exploration of our dataset of online petitions from *Avaaz.org*. On the basis of these results, we conclude this article by proposing different example research questions to reflect potential uses of the dataset.

Bot detection In the current context of the rise of social bots (Ferrara et al. 2016), we have provided the first evidence of bots on a petition platform by examining the most active users. Nevertheless, *could bot-generated petitions also be detected with other (e.g., text-based) features?*. Indeed, our

Table 1: Top 10 people by the number of countries with English, Spanish or German petitions naming them. The last column indicates the three countries with more petitions naming the corresponding person (values in brackets).

Person	No. of countries	Top 3 countries				
Barack Obama	94	USA (211)	DEU (41)	GBR (40)		
Boris Johnson	71	GBR (60)	USA (15)	URY (9)		
Angela Merkel	46	DEU (267)	AUT (14)	GRC (10)		
Ban Ki-Moon	46	USA (12)	GBR (12)	CHE (11)		
David Cameron	41	GBR (471)	FRA (7)	USA (5)		
Vladimir Putin	41	USA (18)	GBR (14)	RUS (11)		
Edward Snowden	31	DEU (69)	USA (18)	GBR (14)		
Justin Bieber	29	ARG (30)	URY (19)	MEX (11)		
Donald Trump	26	USA (17)	GBR (8)	MEX (6)		
Xi Jinping	26	USA (11)	GBR (5)	CAN (3)		

dataset is not only affected by bots publishing a large number of petitions but also by suspiciously high levels of support to petitions with almost no traction on social media. If astroturfing is the reason behind this pattern, and as done on other platforms like Twitter (Ratkiewicz et al. 2011), *could an automatic classifier identify petitions with artificial support?* Given the nature and potential of online petitions to influence policy makers, the answer to these questions would have clear political and social implications.

Content analysis Our exploration of the content of online petitions was limited to detected languages and named entities. This has allowed us to obtain a geographic overview of the *Avaaz.org* community, revealing patterns of multilingualism and common political references among countries. However, the textual content of the petitions still has great informative value to be examined. First, future work might focus on sentiment analysis. Given that recent research on *Change.org* found that petitions were more likely to be successful when having positive emotions (Elnoshokaty, Deng, and Kwak 2016), *is this a specific finding of Change.org or also valid for the community of Avaaz.org?*

Second, topic modeling could also be of great interest. For example, given the topics of online petitions from a multilingual country, *do different linguistic communities care about the same issues?* Our dataset could help to identify socio-political problems of these communities.

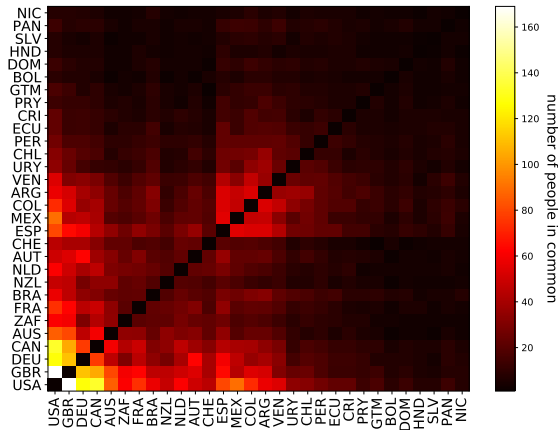


Figure 7: Heatmap of the number people who are named in petitions from multiple countries. The chosen countries have the largest number of petitions written in English, German or Spanish (the available languages of the Named Entity Recognizer). For better readability, values on the diagonal are set to 0.

Furthermore, detected topics along with date field values would allow modeling the rise and decay of topics: *how do topics emerge in online petition platforms?* According to *Avaaz.org*, overall priorities for campaigns are set through member polls (Avaaz 2018a). However, the motivations of members in selecting priority issues remain unclear. For the same period of time, a comparison of topics from our dataset to topics from external sources (e.g., news repositories, social media) would shed light on political agenda setting in the era of global activism.

Gender studies Because author in our dataset is essentially the given name of the user who published a petition, future work might also focus on extracting the gender of authors to then identify whether there are significant differences in the topics about which men and women create petitions. A recent study on *Change.org* found that women were more likely to publish petitions about animals and women’s rights while men focused on economic justice and (general) human rights (Mellon et al. 2017). Besides comparing whether these results are also valid in *Avaaz.org*, the geographical and linguistic information of our dataset would allow for the investigation of a more detailed research question: *is the distribution of relevant topics for men and for women stable over countries or affected by cultural factors?* Given the increasing awareness about gender biases online (e.g., Wikipedia (Wagner et al. 2016) and Facebook (Garcia et al. 2017)), our dataset might be a helpful resource to assess whether the democratic purpose of online petitioning is affected by any gender imbalances.

Acknowledgment

This work is supported by the Spanish Ministry of Economy and Competitiveness under the María de Maeztu Units

of Excellence Programme (MDM-2015-0502), and the mobility grant offered by Societat Econòmica Barcelonesa d’Amics del País. We would also like to thank Chico Camargo for his valuable comments and suggestions.

References

- [Avaaz 2016] Avaaz. 2016. Annual 2016 Poll. https://secure.avaaz.org/en/poll_results_2016/. [Online; accessed 10-January-2018].
- [Avaaz 2018a] Avaaz. 2018a. About us. <https://avaaz.org/page/en/about/#howwework>. [Online; accessed 10-January-2018].
- [Avaaz 2018b] Avaaz. 2018b. How to write a petition title. https://secure.avaaz.org/en/petition/how_to_write_a_petition_title/. [Online; accessed 10-January-2018].
- [Christensen 2011] Christensen, H. 2011. Political activities on the internet: Slacktivism or political participation by other means? *First Monday* 16(2).
- [Chu et al. 2010] Chu, Z.; Gianvecchio, S.; Wang, H.; and Jajodia, S. 2010. Who is tweeting on twitter: Human, bot, or cyborg? In *Proceedings of the 26th Annual Computer Security Applications Conference, ACSAC ’10*, 21–30. New York, NY, USA: ACM.
- [Dumas et al. 2015] Dumas, C. L.; LaManna, D.; Harrison, T. M.; Ravi, S.; Kotfila, C.; Gervais, N.; Hagen, L.; and Chen, F. 2015. Examining political mobilization of online communities through e-petitioning behavior in We the People. *Big Data & Society* 2(2):2053951715598170.
- [Elnoshokaty, Deng, and Kwak 2016] Elnoshokaty, A. S.; Deng, S.; and Kwak, D. H. 2016. Success factors of online petitions: Evidence from change.org. In *2016 49th Hawaii International Conference on System Sciences (HICSS)*, 1979–1985.
- [Ferrara et al. 2016] Ferrara, E.; Varol, O.; Davis, C.; Menczer, F.; and Flammini, A. 2016. The rise of social bots. *Commun. ACM* 59(7):96–104.
- [Finkel, Grenager, and Manning 2005] Finkel, J. R.; Grenager, T.; and Manning, C. 2005. Incorporating non-local information into information extraction systems by gibbs sampling. In *Proceedings of the 43rd Annual Meeting on Association for Computational Linguistics, ACL ’05*, 363–370. Stroudsburg, PA, USA: Association for Computational Linguistics.
- [Fox 2012] Fox, R. 2012. What next for e-petitions. Hansard Society.
- [Frey and S. 2004] Frey, B., and S., M. 2004. Social comparisons and pro-social behavior: Testing “conditional co-operation” in a field experiment. *The American Economic Review* (5):1717–1722.
- [Garcia et al. 2017] Garcia, D.; Kassa, Y. M.; Cuevas, A.; Cebrian, M.; Moro, E.; Rahwan, I.; and Cuevas, R. 2017. Facebook’s gender divide. *arXiv preprint arXiv:1710.03705*.
- [Gladwell 2010] Gladwell, M. 2010. Small change. *The New Yorker* 4(2010):42–49.

- [Goel, Watts, and Goldstein 2012] Goel, S.; Watts, D. J.; and Goldstein, D. G. 2012. The structure of online diffusion networks. In *Proceedings of the 13th ACM Conference on Electronic Commerce, EC '12*, 623–638. New York, NY, USA: ACM.
- [Hale et al. 2018] Hale, S. A.; John, P.; Margetts, H. Z.; and Yasseri, T. 2018. How digital design shapes political participation: A natural field experiment with social information.
- [Hale, Margetts, and Yasseri 2013] Hale, S. A.; Margetts, H.; and Yasseri, T. 2013. Petition growth and success rates on the UK No. 10 Downing Street website. In *Proceedings of the 5th Annual ACM Web Science Conference, WebSci '13*, 132–138. New York, NY, USA: ACM.
- [Hawkeye 2015] Hawkeye. 2015. Harriet Sherwood: A Tool of Avaaz Astroturfing Campaign? <https://bitly.com/astroavaaz>. [Online; accessed 10-January-2018].
- [Horstink 2017] Horstink, L. 2017. Online participation and the new global democracy: Avaaz, a case study. *Global Society* 31(1):101–124.
- [Huang et al. 2015] Huang, S.-W.; Suh, M. M.; Hill, B. M.; and Hsieh, G. 2015. How activists are both born and made: An analysis of users on change.org. In *Proceedings of the 33rd Annual ACM Conference on Human Factors in Computing Systems, CHI '15*, 211–220. New York, NY, USA: ACM.
- [Jungherr and Jürgens 2010] Jungherr, A., and Jürgens, P. 2010. The political click: Political participation through e-petitions in Germany. *Policy & Internet* 2(4):131–165.
- [Lindner and Riehm 2011] Lindner, R., and Riehm, U. 2011. Broadening participation through e-petitions? an empirical study of petitions to the german parliament. *Policy & Internet* 3(1):1–23.
- [Margetts et al. 2012] Margetts, H. Z.; John, P.; Reissfelder, S.; and Hale, S. A. 2012. Social influence and collective action: An experiment investigating the effects of visibility and social information moderated by personality.
- [Margetts et al. 2015] Margetts, H.; John, P.; Hale, S.; and Yasseri, T. 2015. *Political turbulence: How social media shape collective action*. Princeton University Press.
- [Mellon et al. 2017] Mellon, J.; Gilman, H. R.; Sjöberg, F. M.; and Peixoto, T. 2017. Gender and Political Mobilization Online: Participation and Policy Success on a Global Petitioning Platform. In Saich, T., ed., *Ash Center Occasional Papers*. Harvard Kennedy School.
- [Morozov 2011] Morozov, E. 2011. *The Net Delusion: The Dark Side of Internet Freedom*. Cambridge, MA, USA: Perseus Books.
- [Panagiotopoulos and Elliman 2012] Panagiotopoulos, P., and Elliman, T. 2012. *Online Engagement from the Grassroots: Reflecting on over a Decade of ePetitioning Experience in Europe and the UK*. Berlin, Heidelberg: Springer Berlin Heidelberg. 79–94.
- [Proskurnia, Aberer, and Cudré-Mauroux 2016] Proskurnia, J.; Aberer, K.; and Cudré-Mauroux, P. 2016. Please sign to save...: How online environmental petitions succeed. In *Proc. of Workshop on Social Web for Environmental and Ecological Monitoring*.
- [Proskurnia et al. 2017] Proskurnia, J.; Grabowicz, P.; Kobayashi, R.; Castillo, C.; Cudré-Mauroux, P.; and Aberer, K. 2017. Predicting the success of online petitions leveraging multidimensional time-series. In *Proceedings of the 26th International Conference on World Wide Web, WWW '17*, 755–764.
- [Ratkiewicz et al. 2011] Ratkiewicz, J.; Conover, M.; Meiss, M.; Gonçalves, B.; Flammini, A.; and Menczer, F. 2011. Detecting and tracking political abuse in social media. In *Proc. 5th International AAAI Conference on Weblogs and Social Media (ICWSM)*.
- [U.S. Congress 2013] U.S. Congress. 2013. H.R.1123 - Unlocking Consumer Choice and Wireless Competition Act. <https://www.congress.gov/bill/113th-congress/house-bill/1123>. [Online; accessed 10-January-2018].
- [Wagner et al. 2016] Wagner, C.; Graells-Garrido, E.; Garcia, D.; and Menczer, F. 2016. Women through the glass ceiling: gender asymmetries in wikipedia. *EPJ Data Science* 5(1):5.
- [Wikipedia 2007] Wikipedia. 2007. Internet in Indonesia. https://en.wikipedia.org/wiki/Internet_in_Indonesia. [Online; accessed 10-January-2018].
- [Wright 2012] Wright, S. 2012. Assessing (e-)democratic innovations: “democratic goods” and downing street e-petitions. *Journal of Information Technology & Politics* 9(4):453–470.
- [Wright 2015] Wright, S. 2015. Populism and downing street e-petitions: Connective action, hybridity, and the changing nature of organizing. *Political Communication* 32(3):414–433.
- [Yasseri, Hale, and Margetts 2017] Yasseri, T.; Hale, S. A.; and Margetts, H. Z. 2017. Rapid rise and decay in petition signing. *EPJ Data Science* 6(1).

Appendix: Comments provided by Avaaz.org about selenium s. and the petitions with high signature counts but low social shares

After the submission of the camera-ready copy, we were contacted by Ben Boyd (Chief Technology Officer at Avaaz.org) who provided an explanation of the anomalies detected when exploring the dataset. First, some petitions authored by selenium s. are likely the result of automated testing by Avaaz.org which were not properly removed. However, bot activity is an ongoing challenge that Avaaz.org is actively working to tackle. Second, the reason of the petitions with more than 500k signatures with extremely low social share counts is that Avaaz.org’s campaigners linked some campaigns internally to the core campaigning platform to boost them. The linking procedure wrongly showed the number of signatures from the source petition of the campaign while not showing the corresponding share counts. This bug is now fixed (since June 2018). We would like to thank Ben Boyd for his insightful feedback and for his interest in this research project.