

Glueballs and deconfinement temperature in AdS/QCD

S.S. Afonin^{*} and A.D. Katanaeva[†]

*Saint Petersburg State University,
7/9 Universitetskaya nab.,
St.Petersburg, 199034, Russia*

Abstract

We put forward an alternative way to estimate the deconfinement temperature in bottom-up holographic models. The deconfinement in anti-de Sitter (AdS)/QCD is related to the Hawking–Page phase transition, in which the critical Hawking temperature is identified with the deconfinement one in the gauge theory. The numeric estimation of the latter is only possible when the parameters of a five-dimensional dual model are previously determined from consistency with other physical aspects, standardly, providing a description of the QCD resonances. The traditional way to fix parameters in the simplest AdS/QCD models is to reproduce the mass of the ρ meson or the slope of the approximate radial Regge trajectory of the ρ excitations. Motivated by a general idea that the slope value originates in gluodynamics, we propose calculating the deconfinement temperature using the trajectory of scalar glueballs. We consider several holographic models and use the recent idea of isospectral potentials to make an additional check of the relevance of our approach. It is demonstrated that different models from an isospectral family (*i.e.* the models leading to identical predictions for spectrum of hadrons with fixed quantum numbers) result in different predictions for the deconfinement temperature. This difference is found to be quite small in the scalar glueball channel but very large in the vector meson channel. The observed stability in the former case clearly favours the choice of the glueball channel for thermodynamic predictions in AdS/QCD models. For a balanced approach, we argue that either assuming $f_0(1500)$ to have a dominating component of 0^{++} glueball or accepting the idea of the universality in the radial Regge trajectories of light non-strange vector mesons one can reproduce the results for the deconfinement temperature obtained before in the lattice simulations in the background of non-dynamical quarks.

^{*} s.afonin@spbu.ru

[†] alice.katanaeva@gmail.com

I. INTRODUCTION

The AdS/QCD correspondence proved to be a useful technique to study different facets of the strongly coupled theories. Besides the established QCD content of mesons and baryons, one may try to apply the holography to the hypothesized QCD bound states – the glueballs.

Introduced in 1970s [1], [2] these particles continue to be a subject of intense study both in lattice QCD and in various phenomenological models. Experimental searches are carried out (BES III and Belle II) but no unambiguous identification may be claimed (see, for instance, the review ‘non- $q\bar{q}$ Mesons’ in Particle Data [3] or [4]). Future experiments, such as PANDA at FAIR facility and several programmes at NICA, are expected to specify the existing hypotheses (see, *e.g.*, suggestions in [5] and [6]).

Indeed, the holographic investigation of glueballs has been performed before: from first applications of the Maldacena conjecture (*e.g.* in [7]) and top-down realizations ([8, 9], *etc.*), to bottom-up phenomenological approaches implemented in [10–13], and more recent ones, like [14], introducing more complicated models. The focus of these papers mostly stays on predictions of the spectrum and decay rates, as well as on the corroboration of the holographic correlation functions in the light of other existing QCD techniques. In this work we would like to sidestep and provide the connection of this kind of bottom-up models to another pressing issue of holographic QCD.

The QCD phase diagram, another issue of interest in strong interactions, is subject to holographic treatment as well. Within the bottom-up approach this type of studies was pioneered by C.P. Herzog in [15] and continued by many authors (see, *e.g.*, references in [16]). In these papers the $5D$ model is constructed from the point of view that the gravity part of the $5D$ action describes the gluodynamic background and thermodynamic properties of the $4D$ holographic dual. The Hawking–Page type phase transition between different AdS backgrounds may happen at some critical temperature T_c , then this characteristic is interpreted as the temperature of transition from the confined to the deconfined phase. Additionally, the $5D$ matter content represents the $4D$ states bound by the strong interactions.

The two sectors of the $5D$ model turn out to be closely intertwined when concerning the value of the deconfinement temperature. The estimation of the last depends on the model parameters which ‘historically’ were connected to the dominant purpose of the first bottom-up AdS/QCD papers ([17–19], *etc.*) – to the description of light vector meson spectra. The estimates of T_c in [15] follow the parameter values of these works. Though this is a traditional choice there seems to be no particular reason why the vector meson spectra should in any way determine the deconfinement temperature. In the same time, particle spectra, especially the radial Regge trajectories appearing in Soft Wall (SW) models, are one of the most attractive features of holography.

We would like to propose a different kind of particle – a spin zero glueball (and its radial excitations) – to fix the matter part of the holographic model and define the model parameters. To vindicate the concept we provide several ‘pro’ arguments in the text, that may be shortly given as:

- The phase diagram can be studied in pure gluodynamics. Since the holographic approach is defined in the large- N_c (planar) limit of gauge theories where the glueballs dominate over the usual mesons and baryons (as the quarks are in the fundamental representation), the gluodynamics must dictate the overall mass scale and thereby the major contribution to the deconfinement temperature T_c .

- Within the isospectrality concept [20], one can show that the predicted values of T_c are more stable for scalar glueballs than for vector mesons.
- Considering phenomenological reasons, numerical values of T_c determined in the scalar glueball framework can be interpreted as better fitting the lattice expectations.

The first argument was scrutinized in our paper [16] and we will further substantiate the point. One can observe, for example, that if we take the linear radial spectrum of scalar glueballs given by the standard SW holographic model, $m_n^2 = \mu^2(n+2)$, $n = 0, 1, 2, \dots$ (the interpolating operator $G_{\mu\nu}^2$ is assumed [11]), and consider the scalar resonance $f_0(1500)$ [3] as the lightest glueball (as is often proposed in the hadron spectroscopy [3]) we will obtain the slope $\mu^2 = 1.13 \text{ GeV}^2$. It agrees perfectly with the mean radial slope $\mu^2 = 1.14 \pm 0.01 \text{ GeV}^2$ found for the light mesons in the analysis [21] and achieved independently in [22, 23]. In Ref. [16] we showed that this value of μ^2 leads to a consistent numerical estimation of the deconfinement temperature in the SW model.

The second argument is motivated by an interesting finding of the authors of [20] that the particular form of spectrum in SW-like models does not fix a model itself: One can always construct a one-parametric family of SW models (controlling modifications of the 'wall') leading to the same spectrum. We will demonstrate that such isospectral models, however, result in different predictions for the deconfinement temperature T_c . In the vector channel originally considered by Herzog in [15] these variations can be quite significant, whereas in the scalar case the difference may be rather small and spanning an interval admissible by the accuracy of the large N_c limit.

The third argument is just a phenomenological observation for typical predictions of T_c in the bottom-up holographic models. For instance, the original Herzog's analysis of the vector Hard Wall (HW) holographic model with the ρ -meson taken as the lowest state resulted in the prediction $T_c = 122 \text{ MeV}$ [15]. If we apply this analysis to the scalar HW model with $f_0(1500)$ as the lightest glueball, we will find $T_c \approx 150 \text{ MeV}$. The lattice simulations typically predict the lightest glueball near 1.7 GeV ($1.6 - 1.7 \text{ GeV}$ as quoted in Particle Data reviews [3]). This value shifts the prediction to $T_c \approx 170 \text{ MeV}$. So we may regard the interval $T_c = 150 - 170 \text{ MeV}$ as a prediction of the HW model in the glueball channel. We find remarkable that exactly this interval was found in the modern lattice simulations with dynamical quarks [24].

In the present paper, we will consider scalar glueballs and vector mesons in parallel in order to demonstrate in detail the emergent differences. In Section II we recall the general procedure to achieve an estimation of the deconfinement temperature in AdS/QCD models. Then we provide some particular calculations in various not overcomplicated $5D$ frameworks in Section III. We introduce the notion of isospectrality in Section IV and show how it can affect the temperature values. In Section V we briefly review lattice and experimental results in the relevant topics, mostly to provide benchmarks and input parameters for the models considered. Finally, in Section VI we give our numerical estimations of T_c distinguishing the glueball and vector meson channels and several different options within. We conclude in Section VII with a discussion on the general validity of the presented approach.

II. HAWKING TEMPERATURE IN BOTTOM-UP MODELS

Consider a general $5D$ action that contains a universal gravitational part and a matter part to be specified further, and has an AdS related metric g_{MN} ($g = \det g_{MN}$):

$$S = \int d^4x dz \sqrt{-g} f^2(z) (\mathcal{L}_{gravity} + \mathcal{L}_{matter}) \quad (1)$$

$$\mathcal{L}_{gravity} = -\frac{1}{2k_g} (\mathcal{R} - 2\Lambda) \quad (2)$$

Here k_g is the coefficient proportional to the $5D$ Newton constant, \mathcal{R} is the Ricci scalar and Λ – the cosmological constant. The choice of the dilaton background, $f(z)$, distinguishes possible holographic models. They differ as well by the interval the z coordinate spans. For now we assume $z \in [0, z_{max}]$, though $z_{max} = \infty$ is possible and will be of the main interest in the present work.

The assessment of the critical temperature is related to the leading contribution in the large N_c counting, that is the $\mathcal{L}_{gravity}$ part scaling as $\frac{1}{2k_g} \sim N_c^2$. \mathcal{L}_{matter} scales as N_c and thus does not explicitly affect the confinement/deconfinement process.

It is found out that the deconfinement in AdS/QCD occurs as a Hawking – Page phase transition [15]. Let us recall how the order parameter of this transition is defined for a given theory.

First, we should evaluate the free action densities V , being the regularized S_{grav} , on different backgrounds corresponding to two phases. One assumes that the thermal AdS of radius R is defined by the general AdS line element

$$ds^2 = \frac{R^2}{z^2} (dt^2 - d\vec{x}^2 - dz^2), \quad (3)$$

with the time direction restrained to the interval $[0, \beta]$. This background corresponds to the confined phase. The metric of the Schwarzschild black hole in AdS describes the deconfined phase and is given by

$$ds^2 = \frac{R^2}{z^2} \left(h(z) dt^2 - d\vec{x}^2 - \frac{dz^2}{h(z)} \right), \quad (4)$$

where $h(z) = 1 - (z/z_h)^4$ and z_h denotes the horizon of the black hole.

With the cosmological constant in $5D$ AdS being $\Lambda = -6/R^2$, both these metrics are the solutions of the Einstein equations and provide the same value of the Ricci scalar $\mathcal{R} = -20/R^2$. Hence, the free action densities differ only in the integration limits,

$$V_{Th}(\epsilon) = \frac{4R^3}{k_g} \int_0^\beta dt \int_\epsilon^{z_{max}} dz f^2(z) z^{-5}, \quad (5)$$

$$V_{BH}(\epsilon) = \frac{4R^3}{k_g} \int_0^{\pi z_h} dt \int_\epsilon^{\min(z_{max}, z_h)} dz f^2(z) z^{-5}. \quad (6)$$

The two geometries are compared at $z = \epsilon$ where the periodicity in the time direction is locally the same, *i.e.* $\beta = \pi z_h \sqrt{h(\epsilon)}$. Then, we may construct the order parameter for the phase transition,

$$\Delta V = \lim_{\epsilon \rightarrow 0} (V_{BH}(\epsilon) - V_{Th}(\epsilon)). \quad (7)$$

The thermal AdS is stable when $\Delta V > 0$, otherwise the black hole is stable. The condition $\Delta V = 0$ defines the critical temperature T_c at which the transition between the two phases happens through the definition of the Hawking temperature $T = 1/(\pi z_h)$.

However, to provide a numerical estimation of T_c the usage of Eqn. (7) is not enough as it yields z_h as a function of model dependent parameters – z_{max} and/or those possibly introduced in $f(z)$. We must appeal to the matter sector \mathcal{L}_{matter} to give physical meaning to these parameters and to connect T_c to a particular type of a holographic model.

III. INTRODUCING MATTER CONTENT IN VARIOUS 5D MODELS

Following the stated route, we would like to compare the results for the deconfinement temperature in different cases, whether we consider a matter content of vector mesons or scalar glueballs. We provide them in parallel, browsing through the general features first.

The \mathcal{L}_{matter} for an Abelian (for simplicity) vector field $A_M(x, z)$ and a scalar field $\varphi(x, z)$ are given by

$$\mathcal{L}_v = -\frac{1}{4g_5^2} g^{MP} g^{NQ} (\partial_M A_N - \partial_N A_M) (\partial_P A_Q - \partial_Q A_P), \quad (8)$$

$$\mathcal{L}_{sc} = \frac{1}{2k_s} (g^{MN} \partial_M \varphi \partial_N \varphi - M_5^2 \varphi^2), \quad (9)$$

where k_s and g_5 are the normalization constants. The 5D field φ is dual to $G_{\mu\nu} G^{\mu\nu}$ – the lowest dimension QCD operator that bears the scalar glueball quantum numbers 0^{++} . The general methods of the AdS/CFT conjecture prescribe $M_5^2 R^2 = 0$ as the conformal dimension of the dual 4D operator is 4. The vector field A_M is dual to the QCD conserved current $\bar{q}\gamma_\mu q$ of dimension 3. AdS/CFT prescribes such vector 5D field to be massless as well. The standard holographic gauge choice is $A_z = 0$.

In the following if possible we are going to use the unified notation for both cases introducing the spin parameter J , with $J = 0$ corresponding to the scalar case and $J = 1$ to the vector one.¹

Let us call the general spin 5D field $\Phi(x, z)$ (we suppress the Lorentz indices). Then, the equations of motions (EOM) for the Fourier transformation of these arbitrary spin 5D fields read as follows [25]

$$\partial_z \frac{f^2(z)}{z^{3-2J}} \partial_z \Phi(q, z) - \frac{M_5^2 R^2}{z^{5-2J}} f^2(z) \Phi(q, z) + \frac{f^2(z)}{z^{3-2J}} q^2 \Phi(q, z) = 0. \quad (10)$$

Further, we consider $M_5^2 R^2 = 0$ as befits our models. In [25], it is discussed that for higher spin fields the term coming with M_5^2 may turn out to be z dependent and it is a condition of LFHQCD (Light Front Holographic QCD) that it takes a particular constant value. We will not go into this discussion as for our cases of vector and scalar Lagrangians Eqn. (10) provides the conventional EOM with $M_5^2 R^2$ defined from the holographic dictionary as mentioned above.

¹ We presume the method to be valid for any spin, under condition that the 5D action is of the form discussed in [25]. Nevertheless, there exists no clear notion on the treatment of higher spin states in the literature. See different approach in [19], though it fails to provide the correct result for scalar fields and hence cannot be used by us.

The standard procedure to find the spectrum is to solve EOM as the eigenvalue problem imposing q^2 to take the discrete values $q^2 = M^2(n)$ ($n = 0, 1, 2, \dots$ being a discrete parameter). Then, the Kaluza–Klein (KK) decomposition is given as

$$\Phi(q, z) = \sum_{n=0}^{\infty} \phi_n(z) \phi^{(n)}(q). \quad (11)$$

$\phi^{(n)}$ represents the tower of $4D$ excitations. Their z -profiles are determined by demanding specific boundary conditions in the z direction. Thus, further investigation requires a specification of the model.

A. HW option

Let us start with the simplest option – the Hard Wall model [17], [18]. This model is characterized by $f^2(z) = 1$ and an explicit cut-off of the z direction at some finite position z_{max} . The z -dependent solution of Eqn. (10) $\phi_n(z)$ should be subject to the Dirichlet boundary condition in the UV $\phi_n(0) = 0$ and the Neumann one on the IR cut-off $\partial_z \phi_n(z_{max}) = 0$. The appropriate solution is

$$\Phi(q, z) \sim (qz)^{2-J} J_{|2-J|}(qz), \quad (12)$$

where J_α is a Bessel function of the first type. As the recurrence relation for Bessel functions states $\partial_z(z^\alpha J_\alpha) = z^\alpha J_{\alpha-1}$, the IR boundary condition translates into $J_{\alpha-1}(M(n)z_{max}) = 0$. The first zeros of J_0 and J_1 fix the values of the ground states as

$$m_{HW}^{J=1} = M_{J=1}(0) = \frac{2.405}{z_{max}}, \quad (13)$$

$$m_{HW}^{J=0} = M_{J=0}(0) = \frac{3.832}{z_{max}}. \quad (14)$$

Concerning the particular consequences for the order parameter of the Hawking–Page phase transition, the result of Eqn. (7) in the HW model is

$$\Delta V_{HW} = 0 \Leftrightarrow z_{max}^4 = 2z_h^4, \quad (15)$$

as has been found in [15]. Then, the deconfinement temperature is determined as

$$T_{HW}^{J=1} = \frac{2^{1/4}}{\pi z_{max}} = \frac{2^{1/4} m_{HW}^{J=1}}{2.405\pi} = 0.1574 m_{HW}^{J=1}, \quad (16)$$

$$T_{HW}^{J=0} = \frac{2^{1/4}}{\pi z_{max}} = \frac{2^{1/4} m_{HW}^{J=0}}{3.832\pi} = 0.0988 m_{HW}^{J=0}. \quad (17)$$

Evidently, these values have different numerical prefactors and depend on the mass of the first resonances, which are not having the same physical origin. Hence, we cannot expect to get a universal estimation of T_c in HW models; for the numerics, see Section VI.

B. (G)SW option

The main achievement of the Soft Wall model [19] was the reproduction of the linear Regge and radial trajectories for mesons. It is natural to hypothesize that a scalar glueball and its radial excitation may lie on the linear trajectory as well.

The traditional SW model is characterized by an infinite IR cut-off $z_{max} = \infty$ and the conformality is broken by the introduction of the dilaton profile $f^2(z) = e^{-\kappa^2 z^2}$. On the UV brane the Dirichlet condition is imposed and good convergence is required in the IR (to be suppressed by the dilaton exponent). The normalizable discrete modes of Eqn. (10) are

$$\phi_n(z) = \mathcal{N}_n(\kappa z)^{2-J+|2-J|} L_n^{|2-J|}(\kappa^2 z^2), \quad (18)$$

where L_n^m are the generalized Laguerre polynomials, and \mathcal{N}_n are the normalization factors of no importance to us. For the discrete parameter $n = 0, 1, 2, \dots$, we obtain the SW spectra,

$$M_J^2(n) = 4\kappa^2 \left(n + 1 + \frac{|2-J|-J}{2} \right), \quad (19)$$

where one should choose $J = 0$ or 1 , and $M_5^2 R^2 = 0$ is assumed from the beginning.

A natural generalization toward a vector meson or glueball spectrum with an arbitrary intercept parameter b ,

$$M_J^2(n) = 4\kappa^2 \left(n + 1 + b + \frac{|2-J|-J}{2} \right), \quad (20)$$

may be achieved using the Generalized Soft Wall profile proposed in [26] (see also [27]):

$$f^2(z) = e^{-\kappa^2 z^2} U^2(b, J-1; \kappa^2 z^2). \quad (21)$$

The modification consists in the Tricomi hypergeometric function U that provides the necessary free parameter b to the spectrum but does not change the SW asymptotes in UV and IR. As $U(0, J-1; x) = 1$, GSW with $b = 0$ reduces to the usual SW.

The estimation of ΔV is similar to the one performed in [16] (though there the U -function has a fixed second parameter, adjusting to the vector spectrum) and results in

$$\Delta V_{GSW} = \frac{\pi R^3}{2k_g z_h^3} \left[U^2(b, J-1; 0) - 4(\kappa z_h)^4 \int_{\kappa^2 z_h^2}^{\infty} dt e^{-t} t^{-3} U^2(b, J-1; t) \right]. \quad (22)$$

Taking $b = 0$ one easily recovers the SW model result

$$\Delta V_{SW} = \frac{\pi R^3}{k_g z_h^3} \left[\frac{1}{2} + e^{-\kappa^2 z_h^2} (\kappa^2 z_h^2 - 1) - \kappa^4 z_h^4 \int_{\kappa^2 z_h^2}^{\infty} dt e^{-t} t^{-1} \right]. \quad (23)$$

Numerically, one can find the value of z_h , as a function of κ (and b), that solves the equation $\Delta V_{(G)SW} = 0$. For the simple SW we may reproduce the expression of the deconfinement temperature from [15]

$$T_{SW} \simeq 0.49 \cdot \kappa. \quad (24)$$

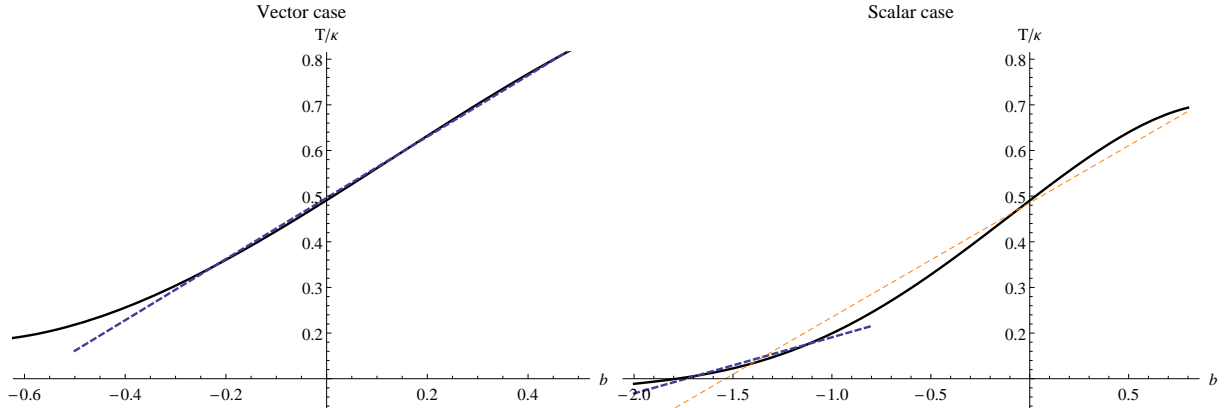


FIG. 1. The deconfinement temperature in GSW model as a function of the intercept parameter b . The blue dashed lines are the linear interpolation functions given in Eqn. (25).

In the GSW case the following numerical approximations are valid for the values of b corresponding to phenomenological spectra (to be discussed in Section V), see Fig. (1)

$$T_{GSW}^{J=1}/\kappa \simeq 0.670 \cdot b + 0.496, \quad T_{GSW}^{J=0}/\kappa \simeq 0.123 \cdot b + 0.314. \quad (25)$$

Again, we postpone the discussion of numerics to Section VI.

An interesting but speculative feature of the SW model is the usage of the inverse dilaton profile [28], that means the case $f^2(z) = e^{\kappa^2 z^2}$. Among other things this choice modifies the intercept of the particle spectra. In the context of AdS/QCD study of glueballs the inverse dilaton option is sometimes considered. For instance, in [14] a modified SW model is investigated and the negative dilaton supposedly provides the best fit for the scalar glueball masses. From the point of view of thermodynamic properties, we have to argue that the inverse dilaton puts the theory in the permanently deconfined (black hole) phase. It is straightforward to reproduce the previous calculations for this case and see that ΔV is always negative and no phase transition is possible.

IV. ISOSPECTRALITY

All AdS/QCD outputs being at least indirectly connected to the spectra of the resonances, it is worth mentioning a recent proposal to modify the holographic models preserving the spectrum form. In [20], one finds such a study featuring a family of dilatons related to the usual SW one. The family is achieved through the notion of the isospectral potentials.

We propose to investigate the way the predictions of the deconfinement temperature vary for different members of a dilaton family. In particular, we will adopt the method of [20] to the massless 5D fields subject to the EOM (10) and derive an extension to the case of GSW.

It is straightforward under a certain change of variables $\Phi(q, z) = f(z)^{-1} z^{(3-2J)/2} \Psi(q, z)$ to rewrite Eqn. (10) for the KK z -profiles $\psi_n(z)$ in a Schrödinger form

$$-\psi_n''(z) + \hat{\mathcal{V}}(z)\psi_n(z) = M^2(n)\psi_n(z). \quad (26)$$

Here $\hat{\mathcal{V}}(z)$ is the Schrödinger potential for a model with unspecified dilaton function $f^2(z)$. We further add a subscript J because the potential is generally dependent on the spin

parameter J as follows,

$$\widehat{\mathcal{V}}_J(z) = \frac{(3-2J)(5-2J)}{4z^2} + \frac{f''(z)}{f(z)} - \frac{3-2J}{z} \frac{f'(z)}{f(z)}. \quad (27)$$

For the dilaton profile of the GSW model, it is given by

$$\mathcal{V}_J(z) = \frac{(3-2J)(5-2J)}{4z^2} + \kappa^4 z^2 + 2\kappa^2(1-J+2b). \quad (28)$$

A particular form of the Schrödinger potential defines the eigenvalues of Eqn. (26) and hence the mass spectrum $M(n)$. In the case of (G)SW models it is a potential similar to the one that appears when considering the radial part of the wave function of a 2D harmonic oscillator system. The eigenvalues being known, we simultaneously gain the spectrum of Eqn. (20).

According to [20] and the references therein, the following isospectral transformation between $\mathcal{V}_J(z)$ and $\widehat{\mathcal{V}}_J(z)$ exists

$$\widehat{\mathcal{V}}_J(z) = \mathcal{V}_J(z) - 2 \frac{d^2}{dz^2} \ln[I_J(z) + \lambda]. \quad (29)$$

This technique allows us to generate a family of dilaton functions $f(z)$ appearing in $\widehat{\mathcal{V}}_J(z)$, each member assigned to the value of the parameter λ (we assume $0 < \lambda < \infty$). The case of $\lambda = \infty$ corresponds to the original $\mathcal{V}_J(z)$. The function $I_J(z)$ is defined through the ground eigenstate of \mathcal{V}_J , ψ_0 , and is given by

$$I_J(z) \equiv \int_0^z \psi_0^2(z') dz' = 1 - \frac{\Gamma(|2-J|+1, \kappa^2 z^2)}{\Gamma(|2-J|+1)}. \quad (30)$$

Different λ provide slightly different forms of the potential, but the eigenvalues of Eqn. (26) and, hence, the spectrum remain the same. The given trick is well known in Supersymmetric Quantum Mechanics [29] and represents a feature of one-dimensional potentials: The discrete spectrum of normalizable modes does not fix the potential, there is an infinite family of such isospectral potentials which are related by the transformations of the kind (29). In this construction the parameter λ has no direct physical meaning and just reflects this specific spectral 'symmetry' in the 'space' of one-dimensional potentials.

We restrict the model to deviations only in the exponential factor, *i.e.* the isospectral profiles of a type $f^2(z) = \exp(-\chi(z))U^2(b, J-1; \kappa^2 z^2)$, with the asymptotes fixed $\chi(z \rightarrow 0) = \chi(z \rightarrow \infty) = \kappa^2 z^2$. Introducing an argument $t = \kappa^2 z^2$, we may define the family of λ -dependent equations as follows:

$$\frac{t f''(t) + (J-1)f'(t)}{f(t)} - b = \frac{t + 2(1-J)}{4} - \left(\frac{d}{dt} + 2t \frac{d^2}{dt^2} \right) \ln(I_J(t) + \lambda). \quad (31)$$

For a given b , J and λ an interpolating function for $\chi(\lambda, z)$ may be numerically found and substituted afterwards inside $f^2(z)$ in the ΔV equation:

$$\Delta V_{GSW} = \frac{\pi R^3}{k_g z_h} \left[\frac{U^2(b, J-1, 0)}{2} - f^2(\kappa^2 z_h^2) - \kappa^2 z_h^2 \frac{df^2(t)}{dt} \Big|_{t=\kappa^2 z_h^2} - (\kappa z_h)^4 \int_{\kappa^2 z_h^2}^{\infty} dt t^{-1} \frac{d^2 f^2(t)}{dt^2} \right]. \quad (32)$$

As a family parameter λ defines different $\chi(\lambda, z)$, the solutions of this equation and hence the critical temperature may vary. Are these deviations of a large scale, or does isospectrality preserve isothermality in general? If not, could we choose a correct family member with a 'physical' value of the formal parameter λ ? May be there are some specific fits to (G)SW that provide more stable results than others. We suggest to explore these options in Section VI.

V. LATTICE AND EXPERIMENT

A. Deconfinement temperature

The deconfinement transition in the QCD matter is a complicated and largely not-understood process. Basically, we presume that with the temperature growth the description in terms of hadronic states becomes worse and worse until finally one should turn to consider the hadron matter as the quark-gluon plasma. One would like to define some critical parameter T_c at which the change happens. Further, one may turn to the experimental data on heavy ion collisions, introduce the (model dependent) way to extract the particular information and achieve the constant value of $T_c \simeq 160$ MeV (*e.g.* see [30]).

Alternatively, a lot of investigations on lattice have been performed to study the problem. They leave no doubt to the fact that the deconfinement happens smoothly with temperature and represents rather a crossover than a phase transition [31], [24]. Hence, the notion of the critical parameter is substituted with the pseudo-critical temperature, the precise determination of which is subject to the method and may vary in almost 20% range. The results of lattice simulations with physical quarks [24] provide the values $T_c \sim 150 - 170$ MeV.

On the other hand, pure Yang–Mills theories (with no dynamical quarks at all) exhibit a somewhat similar phase structure. The confined phase corresponds to the bound glueball states, while the deconfined – to the gluon plasma. Here the deconfinement happens as a true phase transition, and it is of a first order for $SU(3)$. Turning to the lattice studies of $SU(3)$ theory [32],[33] we encounter $T_c \sim 260 - 270$ MeV. Lattice QCD simulations with non-dynamical quarks in the limit $N_c \rightarrow \infty$ describe a similar physical system and the prediction there is $T_c/\sqrt{\sigma} = 0.5949 + 0.458/N_c^2$ [34]. The temperature, as well as other lattice outputs, is generically measured in terms of the dimensional quantity – the string tension σ . With the standard choice $\sqrt{\sigma} = 420$ MeV we get $T_c \sim 250$ MeV.

The temperature estimations of the last paragraph should be the most reliable to the holographic predictions as it is defined in the leading N_c order and as we associate the deconfinement holographic transition with the first order Hawking – Page phase transition. Nevertheless, it is an often practice to compare AdS/QCD predictions with the 'real QCD' results of $150 - 170$ MeV. The 'pro' arguments here are that the strict $N_c = \infty$ limit is almost always softened to achieve real phenomenology, there is a relatively good description of hadron resonances in AdS/QCD, and the critical parameter turns to be a satisfactory approximation of the pseudo-critical lattice one (based on particular numerical fits, some controversy of which is discussed in Section VI).

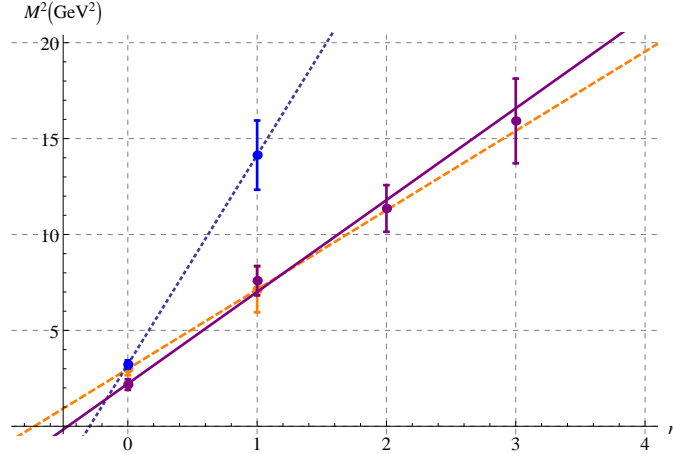


FIG. 2. The radial Regge trajectories of glueball states: dashed – M & P [35], solid – Meyer [36], dotted – unquenched [38].

B. Assumed 0^{++} glueball states

1. Lattice calculations

The lattice studies of glueball states and investigation of their masses were mostly performed in the quenched approximation, *i.e.* in the pure gluon theory. Further, we quote several works simulating $SU(3)$ on lattice:

- Morningstar and Peardon [35] in 1999 report on 0^{++} (with a mass of 1730(50)(80) MeV) and 0^{++*} states which approximately follow the radial Regge trajectory $m^2 = 4 \cdot (1017 \text{ MeV})^2 \cdot (n + 0.72)$.
- Meyer in [36] finds a ground state at 1475(30)(65) MeV and three radial excitations which belong nicely to a linear trajectory $m^2 = 4 \cdot (1094 \text{ MeV})^2 \cdot (n + 0.46)$; see Fig. 2.
- Chen *et al.* in [37] discuss the 0^{++} state that has the mass of 1710(50)(80) MeV.

It is noted in [38] that the possible source of a systematic difference in the results of Meyer with respect to the ones of Morningstar and Peardon and Chen *et al.* for the ground state is the usage of the string tension σ versus the hadronic scale parameter r_0 to determine the lattice spacing. However, one can notice from Fig. 2 that the full trajectory of [36] is in a general accordance with an interpolation of [35].

The large N_c limit is sometimes considered as well, as in practice the results for not so high group degree, say $SU(8)$, do not alter much from the infinite N_c extrapolation. We find the results of [39] the most trustworthy and quote them in terms of σ : $\frac{m^2}{\sigma} = 4 \cdot 2.55 \cdot (n + 0.42)$ (they are a revised version of a widely quoted [40]). In [36] the results for $SU(8)$ are claimed to be a valid approximation of $N_c \rightarrow \infty$ limit and are given by: $\frac{m^2}{\sigma} = 4 \cdot 1.67 \cdot (n + 0.99)$.

The unquenched approximation provides another interesting viewpoint. Though earlier it was supposed that glueball masses remain almost the same or get a 20 – 40% suppression with respect to the quenched results, the authors of the most recent work on this subject [38] report on the ground state of 1795(60) MeV, that is greater than any aforementioned value. Together with the first excitation the unquenched method of [38] provides a trajectory

$m^2 = 4 \cdot (1652 \text{ MeV})^2 \cdot (n+0.30)$. Interestingly, the slope is much steeper than in the quenched approximation due to the 0^{++*} state of [38] being in the range of 0^{++++} of [36], as is clear from Fig. 2.

2. Candidate among $f_0(1370)$, $f_0(1500)$, $f_0(1710)$

Having established from the lattice a region of masses where the scalar glueball may be encountered, $1.5 - 1.7 \text{ GeV}$, one looks there for the non-strange mesons with the same quantum numbers that do not fit into $q\bar{q}$ nonets. The most often regarded hypothesis emerges then: $f_0(1370)$, $f_0(1500)$, $f_0(1710)$ states are a mixture of $\bar{u}u + \bar{d}d$, $\bar{s}s$ and glueball modes.

However, a common viewpoint on the degree of the mixing, or on what state could be mostly glueballic, does not exist. For a variety of possibilities, in broader mass ranges as well, see, for instance, [4]. An attempt to separate in the set of known f_0 's the radial Regge trajectory of mesonic states from the glueballs from the point of view of rotated closed strings in the holographic background was made by the authors of [41]. Though various interesting fits to different glueball candidates are presented there, there is no final conclusion but that “an extension of experimental data on the spectrum of flavorless hadrons is needed” [41]. In this paper, we do not try to cover all the options and will focus on the two main ones.

The first model, rather strongly advocated in Particle Data [3], is assuming that $f_0(1500)$ has the largest glueball component. $f_0(1370)$ consists mostly of the up and down quarks and $f_0(1710)$ of the strange ones. For a typical example, we further take the results of [42], in which two fits to existing data are provided: Fit I gives $m_{gl} = 1464 \pm 47 \text{ MeV}$, and Fit II $- m_{gl} = 1519 \pm 41 \text{ MeV}$.

The second model proposes exchanging the roles of $f_0(1500)$ and $f_0(1710)$ and, suggesting that the latter has a predominant glueball component, gives $m_{gl} \sim 1665 \text{ MeV}$ [43]. A revised version of this model [44] provides $m_{gl} = 1674 \pm 14 \text{ MeV}$.

Shortly, the first model is mostly supported by the fact that $f_0(1500)$ are not encountered in $\gamma\gamma$ reactions. In the same time the authors of [44] argue that this fact does not necessarily imply a large glueball component there and advocate the $f_0(1710)$ option from the point of J/ψ decays. $f_0(1710)$ is also concluded to be a ground glueball state in some theoretical works ([45], [9]).

C. Vector mesons

The ρ and ω mesons, despite being seemingly well defined particles, pose certain trouble for one aspiring to explore the spectrum of their radial excitations in much detail: the ground state lying notably below the linear trajectory, broad resonances, *etc.* See [16] for some discussion on these issues.

The ground state poses the main problem in the present study as, on one hand, it has the most established mass value, being most useful for the numerical estimations, but on the other hand it is deviating significantly from the linear trajectory of the higher radial excitations, see Fig. 3. The latter fact questions and obscures the usage of these trajectories in the SW-like models. It should be mentioned that there are many specific modifications of the SW model which lead to certain non-linearities of radial trajectories – dynamical [46] and non-dynamical [47],[48] modifications of the dilaton and AdS metric as well as SW

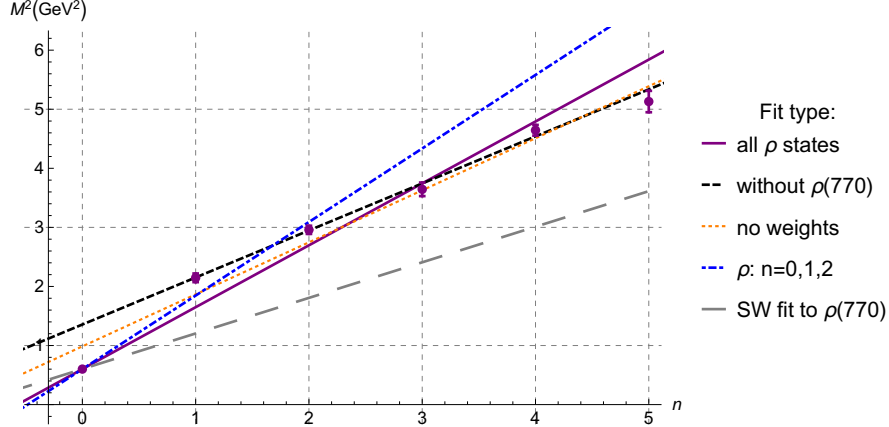


FIG. 3. The possibilities for the radial Regge trajectories of the ρ meson.

Fit & Method	T_c (MeV)		
	ρ meson	ω meson	'universal' trajectory
lightest state & HW	122.03 ± 0.04	123.19 ± 0.02	168.1 ± 0.7
lightest state & SW	190.61 ± 0.06	192.43 ± 0.03	262.5 ± 1.2
$n = 0, 1, 2$ & GSW	118.3 ± 2.7	121.4 ± 4.0	—

TABLE I. Standard vector meson predictions for the deconfinement temperature in HW and (G)SW.

models containing a cut-off of the holographic coordinate [49]. Nevertheless, we try to make several realistic hypotheses with linear trajectories in the following section.

VI. HOLOGRAPHIC PREDICTIONS FOR T_c

A general disclaimer for this section is that we consider all numerical results at the level of an estimation. The appearing error bars are only due to the uncertainty of the experimental or lattice determination of the input parameters. The holographic apparatus can only claim numerical validity on the semi-quantitative level and we cannot wholly estimate the theoretical error. Though for the well-known masses of the vector mesons the experimental error is definitely small and not comparable with the theoretical one, the lattice results are not that precise, and we find it useful to provide the minimal possible error that could be present.

A. Deconfinement temperature from the vector channel

Eventually, we are going to discuss the numerical holographic predictions on T_c and start with the vector case, $J = 1$.

In Table I we cover the results some of which were previously given in [15] and [16]. The first two lines represent the classical AdS/QCD fit with the lightest state (usually a ρ -meson), while the third – the fit to the tower of the established resonances (the ground state and the first and second radial excitations). It is evident from Fig. 3 that the SW fit

λ	T_{SW} (MeV)		T_{GSW} (MeV)
	'universal' trajectory $m^2 = 4 \cdot (534 \text{ MeV})^2 \cdot (n + 1)$	lightest ρ meson $m^2 = 4 \cdot (388 \text{ MeV})^2 \cdot (n + 1)$	$\rho : n = 1, 2, 3, 4, 5$ [3] $m^2 = 4 \cdot (446 \text{ MeV})^2 \cdot (n + 1.7)$
100	261.1 ± 1.2	189.66 ± 0.06	422.5 ± 34.2
20	256.1 ± 1.1	185.97 ± 0.06	419.0 ± 34.5
1	194.9 ± 0.9	141.54 ± 0.05	339.2 ± 39.2
0.1	159.1 ± 0.7	115.53 ± 0.04	189.2 ± 11.4
0.01	154.3 ± 0.7	112.03 ± 0.04	172.4 ± 8.0

TABLE II. Dependence of the deconfinement temperature estimations from vector meson fits in the (G)SW model on the isospectral parameter λ .

to the ground state does not follow the real trajectory of the ρ excitations. Neither does the HW spectrum, that goes as $M(0)\{1; 2.3; 3.6; \dots\}$ featuring much faster growth than the actual ρ spectrum $M(\rho)\{1; 1.9; 2.0; \dots\}$. One would expect the inclusion of higher excitations to help with the spectrum description, but it does not happen due to the high weight of the ground state in the fit. For instance, the $n = 0, 1, 2$ trajectory deviates significantly from the further states and provides the temperature estimation of 118 MeV that does not seem satisfying. The same can be attributed to the $n = 0, 1, 2, 3, 4$ fit resulting in $T_c \simeq 125$ MeV. Thus, all the T_c predictions of Table I from ρ and ω fits rely on the non-standard position of the lightest state and do not come close to any lattice estimate.

One way around this is to include equal weights in the fit as was performed in [16] in hope of getting an average fit that can bring better results for the temperature estimations. Indeed, this strategy resulted in $T_c \simeq 150$ MeV for $n = 0, 1, 2$ trajectories.

Another option is presented in the third column of Table I. As argued in [16] we find the fit with 'universal' slope to be the most successful. There are some phenomenological reasons for the universality of the slope for various light non-strange mesons as noticed in [21, 50] and further advocated in many studies [51]. As well the universality of this kind is in concordance with the hypothesis (inspired by the hadron string models) that the slope is mainly determined by the gluodynamics. From the holographic (G)SW model point of view the universality of the slope means the universality of the dilaton profile for the particles of any spin. Moreover, the use of the universal slope ($\kappa = 534$ MeV [21]) provides a unique $T_c \simeq 260$ MeV. This result being in range of lattice predictions with non-dynamical quarks allows us to claim that the fit defined from a gluodynamic insight provides the deconfinement temperature expected from gluodynamics. It was highlighted in the Introduction and could be seen below that this fit corresponds to selecting $f_0(1500)$ meson as the lightest scalar glueball candidate.

Now, let us consider the families of isospectral dilatons and their impact on the value of T_c , that is provided in Table II. It is clear that for vector mesons isospectrality does not come together with isothermality. There are two ways to treat this problem. First is to say that, taking into account the scale of changes in T_c with different λ , none of the results on the deconfinement temperature in this model are trustworthy. Another is to consider that if holography exists in nature, there could be various reasons for λ to take a particular 'true' value, not essentially the original $\lambda = \infty$. What other physical processes affect the particular choice of λ corresponding to the 'true' T_c may be a subject of future investigations.

Fit	m_{gl} (MeV)	T_{HW} (MeV)	T_{SW} (MeV)		
			$\lambda = \infty$	$\lambda = 1$	$\lambda = 0.1$
M & P [35]	1730(100)	171(10)	301(17)	253(15)	173(10)
Meyer [36]	1475(75)	146(7)	256(13)	215(11)	147(8)
Chen <i>et al.</i> [37]	1710(95)	169(9)	297(17)	250(14)	171(10)
Large N_c [39]	1455(70)	144(7)	253(12)	212(10)	145(7)
Unquenched [38]	1795(60)	177(6)	312(10)	262(9)	179(6)
$f_0(1500)$ meson [42]	1464(47)	145(5)	255(8)	214(7)	146(5)
	1519(41)	150(4)	264(7)	222(6)	152(4)
$f_0(1710)$ meson [44]	1674(14)	165(1)	291(2)	244(2)	167(1)

TABLE III. One glueball state predictions in HW and SW models.

We have chosen several noteworthy examples in Table II. For the ‘universal’ trajectory we see a transition of the T_c from the region predicted on lattice with non-dynamical quarks (about 260 MeV) to the one of the unquenched approximation (150 – 170 MeV). For the standard SW model we can get a viable prediction at some finite λ . For the GSW we take a specific fit trying to specify the role of $\rho(770)$ – we just exclude the ground state (see Fig. 3). Though at $\lambda = \infty$ this trajectory provides a very large and unnatural T_c , we can go down to the expected values at finite λ . At least this consideration allows us to avoid the complete exclusion of the higher ρ trajectory hypothesis following the criterion of viable T_c predictions.

B. Deconfinement temperature from the glueball channel

To begin with scalar glueball estimations of T_c , we propose to combine lattice results in $N_c \rightarrow \infty$ limit for the relation of T_c to m_{gl} , where m_{gl} is the mass of the 0^{++} state. Both quantities are measured on lattice in terms of $\sqrt{\sigma}$, so such fraction provides a $\sqrt{\sigma}$ independent result. From [34] and [39] we get

$$\left. \frac{T_c}{m_{gl}} \right|_{lat} = 0.1799. \quad (33)$$

While the HW and SW predictions are

$$\left. \frac{T_c}{m_{gl}} \right|_{HW} = 0.0988, \quad \left. \frac{T_c}{m_{gl}} \right|_{SW} = 0.1739. \quad (34)$$

The SW result is rather close, much better than the one achieved in the models of Improved holographic QCD: $\left. \frac{T_c}{m_{gl}} \right|_{IhQCD} = 0.167$ [52]. If both states reported in [39] are considered and supposed to lie on GSW trajectory, we get $\frac{T_c}{\sqrt{\sigma}} = 0.2988$ to be compared with 0.5949 of [34]. This does not seem satisfying, but remarkably isospectral methods change this result only in the last digit.

Utilizing the formulas of Eqn. (34) and taking the 0^{++} glueball mass in the physical scale we produce the variety of results of Table III. The isospectrality is considered for SW model and features similar behaviour to what we have seen in the vector case. The HW results

Fit	$\sqrt{\sigma}$ or r_0^{-1} (MeV)	$m^2 = 4\kappa^2(n+2+b)$		T_{GSW} (MeV)		
		κ (MeV)	b	$\lambda = \infty$	$\lambda = 1$	$\lambda = 0.1$
M & P [35]	410	1017(151)	-1.28(0.23)	153.6(39.2)	151.4(36.1)	149.9(34.1)
Meyer [36]	440	1094(49)	-1.54(0.07)	132.5(9.7)	132.3(9.5)	132.1(9.4)
Unquenched [38]	420	1652(138)	-1.71(0.05)	174.6(16.4)	174.6(16.4)	174.5(16.4)
Large N_c [39]	440	1120(88)	-1.58(0.08)	131.3(13.5)	131.1(13.4)	131.0(13.3)
Large N_c [36]	440	735(121)	-1.00(0.35)	142.8(55.3)	134.8(43.7)	129.7(36.6)

TABLE IV. Predictions of T_c from different fits for glueball towers in GSW model with isospectrality.

converge to a region of 150 – 170 MeV, close to the lattice with dynamical quarks. The SW predictions are a bit larger than the quenched lattice ones, though it is possible to get lower within the isospectral family. Both fits of the hypothesis of $f_0(1500)$ being a mostly glueball state predict ~ 260 MeV in SW and generally are close to the fit of the ‘universal’ vector trajectory. The large N_c fit provides a similar number ~ 250 MeV in SW, showing nice concordance with large N_c predictions from the lattice.

Next, in Table IV, we take the full spectra of radial excitations and define T_c through GSW formulas to achieve astonishing isothermality. The error bars here are much larger as the higher glueball excitations are not that well-measured and usually only the masses of 0^{++} and 0^{++*} states are calculated. First, that does not allow us to be sure of the validity of linear Regge assumption for the radial excitations of the scalar glueballs. Second, the slope error may get rather significant. However, the only work reporting on more than two states, [36], gives a more well-defined trajectory (and rather linear, see Fig. 2). The T_c prediction there is rather low, but that is due to the fact that the ground state is calculated to have a mass ~ 1.5 GeV, which may be considered systematically lower than other lattice predictions for the masses. Altogether, we find all T_c of Table IV to be rather close to the results of unquenched lattice predictions for the deconfinement temperature, especially it is significant to have this agreement for the unquenched fit of [38].

VII. CONCLUDING DISCUSSIONS

A general motivation of this paper is to raise awareness that, while making AdS/QCD calculations, one should be concerned from where and for what reasons one takes the input parameters.

We can easily assume an occurrence of different dilaton pre-factors in the gravity and matter parts of the $5D$ action. Moreover, for any scalar, vector and tensor operators in a given strongly interacting theory we may construct a $5D$ Lagrangian with a suitable $5D$ field following the AdS/CFT dictionary. If we want to consider a holographic description involving all this physics (at the level the bottom-up holography can manage), we should construct a general Lagrangian of the type

$$S_{5D} = \int d^5x \sqrt{-g} \left(f_{gr}^2(z) \mathcal{L}_{gravity} + \sum_j f_{sc\ j}^2(z) \mathcal{L}_{scalar\ j} + \sum_j f_{v\ j}^2(z) \mathcal{L}_{vector\ j} + \dots \right). \quad (35)$$

Here, $f^2(z)$ schematically means HW, (G)SW or any other z -dependent pre-factor induced by extra-dimensional dynamics together with the restrictions on the z interval. We could generally assume that all $f_j^2(z)$ are different. This option is not theoretically well-motivated as the dilaton field is a certain entity of the string theory, and, for instance, in the models of dynamically generated SW it comes as a unique solution of Einstein equations emerging from a particular graviton–dilaton $5D$ action (see the works [53] and [54] for the interesting results concerning glueballs in the models of this type). But phenomenologically, this only seems natural, and, for example, the case of $\kappa_{sc} = \kappa_v$ in a standard SW is a feature that may be or may be not relevant in the physical model we want to study.

Then why should the gravity dilaton be coincident with some other? Generally, from the bottom-up point of view only, it should not and may be considered as another free parameter. Nevertheless, it is our main objective to determine the region to which the value of T_c belongs, and the model predictability cannot be given up so easily.

We find no other option than to try to consider several possibilities and determine the ‘correct’ one (if it exists) not only for the conceptual reasons but also for the phenomenological ones. An expense of free parameters not being a feature we require, we utilize the least fine-tuned holographic frameworks: HW, SW and GSW. For the matter content, we make the traditional choice of vector mesons and the one related to the similarity of the N_c scaling of $4D$ gluodynamics and $5D$ gravitational action, *i.e.* 0^{++} glueballs and its radial excitations. For an optional check in SW-like models, we propose aspiring to constant temperature predictions in an isospectral family.

For a minimal option, we argue once more on the relevance of the idea of the ‘universal’ slope value for the radial trajectories of light non-strange mesons. That means a fixation of the dilaton parameter in $f_{gr}^2(z) = e^{-\kappa^2 z^2}$ to $\kappa \simeq 530$ MeV, that coincides with the case of $f_0(1500)$ being predominantly a 0^{++} glueball. This results in $T_c \simeq 260$ MeV corresponding exceedingly well to the lattice results for pure $SU(3)$ and large N_c limit. Both heuristics and numbers are in favour of this hypothesis. Moreover, this is the least model dependent result in our considerations. The lack of isothermality in the isospectral family of this dilaton seems to be the only downside.

The simplest models, HW and SW, feature a rough fitting to the radial trajectories as a whole (especially in HW), and it is convenient to restrict them to reproduce the masses of the ground states. For scalar glueballs, it is even more essential, as the ground states are much better identified on lattice than their excitations. We find that for 0^{++} glueball candidates (from lattice or from the identification with some f_0), which masses are limited within the range of $1.5 - 1.7$ GeV, the deconfinement temperature lies in a range of $260 - 290$ MeV in SW and $150 - 170$ MeV in HW. For the ρ or ω mesons we get ~ 190 MeV in SW and ~ 120 MeV in HW. Clearly, the results of HW and SW differ, though for the glueballs they appear to coincide with lattice expectations in different regimes. That is difficult to interpret, though we can notice that going through the isospectral family we can connect these separated regions (perhaps, in a way, mimicking quark masses becoming physical on lattice).

The generalized SW models provide a more accurate description of excited spectrum. We studied the predictions from the various spectra of vector mesons in [16]. There, we have seen that different spectra may result in various predictions for T_c , not providing a clear way to select the best fit. Here, we find out that additionally these temperature estimates vary a lot as we go through the isospectral family. In this work, we performed a similar analysis for the scalar glueballs and realized that, first, the isothermality is automatically achieved,

and, second, that the predicted values are close to the unquenched lattice estimations of T_c . The accordance of the unquenched glueball spectrum fit giving $T_c \simeq 175 \pm 15$ MeV appears particularly successful in our view.

In conclusion, we suppose that our analysis contains several new observations concerning the calculation of the deconfinement temperature in AdS/QCD. At the same time, it is not meant to be a criticism of [15] and its followers (as we exploited a similar treatment in [16]). Rather, we consider this as a possibility to clarify the methodology and broaden the horizons of (semi-)quantitative bottom-up holographic estimations.

We do not provide any new theoretical insight on why the first order Hawking–Page phase transition should reproduce the crossover nature of the QCD deconfinement process or on the string theory configurations leading to the GSW models. But we attempted, within some of these models, to make an honest estimation of the quantity of much discussion in the modern physics in these models that may not be perfect but do retain some predictive power.

For the development of this work we see several directions. First, we may try to be not limited by only scalar glueballs and consider pomeron/odderon Regge trajectories. Second, we may study various ways to include other axes (vector, axial and isospin quark chemical potentials, magnetic field) to the holographically generated phase diagram.

-
- [1] H. Fritzsch and M. Gell-Mann, *Proceedings, 16th International Conference on High-Energy Physics, ICHEP, Batavia, Illinois, 6-13 Sep 1972*, eConf **C720906V2**, 135 (1972), arXiv:hep-ph/0208010 [hep-ph].
 - [2] H. Fritzsch and P. Minkowski, *Nuovo Cim.* **A30**, 393 (1975).
 - [3] M. Tanabashi *et al.* (Particle Data Group), *Phys. Rev. D* **98**, 030001 (2018).
 - [4] W. Ochs, *J. Phys.* **G40**, 043001 (2013), arXiv:1301.5183 [hep-ph].
 - [5] D. Parganlija, *Proceedings, FAIR Next Generation Scientists (FAIRNESS 2013): Berlin, Germany, September 16-21, 2013*, *J. Phys. Conf. Ser.* **503**, 012010 (2014), arXiv:1312.2830 [hep-ph].
 - [6] D. Parganlija, *Eur. Phys. J.* **A52**, 229 (2016), arXiv:1601.05328 [hep-ph].
 - [7] R. C. Brower, S. D. Mathur, and C.-I. Tan, *Nucl. Phys.* **B587**, 249 (2000), arXiv:hep-th/0003115 [hep-th].
 - [8] K. Hashimoto, C.-I. Tan, and S. Terashima, *Phys. Rev.* **D77**, 086001 (2008), arXiv:0709.2208 [hep-th].
 - [9] F. Br  nner, D. Parganlija, and A. Rebhan, *Phys. Rev.* **D91**, 106002 (2015), [Erratum: *Phys. Rev. D* **93**, no.10, 109903 (2016)], arXiv:1501.07906 [hep-ph].
 - [10] H. Boschi-Filho and N. R. F. Braga, *Eur. Phys. J.* **C32**, 529 (2004), arXiv:hep-th/0209080 [hep-th].
 - [11] P. Colangelo, F. D. Fazio, F. Jugeau, and S. Nicotri, *Phys. Lett. B* **652**, 73 (2007), arXiv:hep-ph/0703316 [hep-ph].
 - [12] H. Forkel, *Phys. Rev.* **D78**, 025001 (2008), arXiv:0711.1179 [hep-ph].
 - [13] P. Colangelo, F. De Fazio, F. Jugeau, and S. Nicotri, *Int. J. Mod. Phys.* **A24**, 4177 (2009), arXiv:0711.4747 [hep-ph].
 - [14] H. Boschi-Filho, N. R. F. Braga, F. Jugeau, and M. A. C. Torres, *Eur. Phys. J.* **C73**, 2540 (2013), arXiv:1208.2291 [hep-th].

- [15] C. P. Herzog, Phys. Rev. Lett. **98**, 091601 (2007), arXiv:hep-th/0608151 [hep-th].
- [16] S. S. Afonin and A. D. Katanaeva, Eur. Phys. J. **C74**, 3124 (2014), arXiv:1408.6935 [hep-ph].
- [17] J. Erlich, E. Katz, D. T. Son, and M. A. Stephanov, Phys. Rev. Lett. **95**, 261602 (2005), arXiv:hep-ph/0501128v2.
- [18] L. Da Rold and A. Pomarol, Nucl. Phys. B **721**, 79 (2005), arXiv:hep-ph/0501218.
- [19] A. Karch, E. Katz, D. T. Son, and M. A. Stephanov, Phys. Rev. D **74**, 015005 (2006), arXiv:hep-ph/0602229v2.
- [20] A. Vega and P. Cabrera, Phys. Rev. **D93**, 114026 (2016), arXiv:1601.05999 [hep-ph].
- [21] D. Bugg, Physics Reports **397**, 257 (2004), arXiv:hep-ex/0412045 [hep-ex].
- [22] S. S. Afonin, Phys. Rev. **C76**, 015202 (2007), arXiv:0707.0824 [hep-ph].
- [23] S. S. Afonin, Eur. Phys. J. **A29**, 327 (2006), arXiv:hep-ph/0606310 [hep-ph].
- [24] S. Borsanyi, Z. Fodor, C. Hoelbling, S. D. Katz, S. Krieg, C. Ratti, and K. K. Szabo (Wuppertal-Budapest), JHEP **09**, 073 (2010), arXiv:1005.3508 [hep-lat].
- [25] S. J. Brodsky, G. F. de Teramond, H. G. Dosch, and J. Erlich, Phys. Rept. **584**, 1 (2015), arXiv:1407.8131 [hep-ph].
- [26] S. S. Afonin, Phys. Lett. **B719**, 399 (2013), arXiv:1210.5210 [hep-ph].
- [27] S. S. Afonin, *Proceedings, International Meeting Excited QCD 2016: Costa da Caparica, Portugal, March 6-12, 2016*, Acta Phys. Polon. Supp. **9**, 597 (2016), arXiv:1604.02903 [hep-ph].
- [28] A. Karch, E. Katz, D. T. Son, and M. A. Stephanov, J. High Energy Phys. **2011**, 66 (2011), arXiv:hep-ph/1012.4813v1.
- [29] F. Cooper, A. Khare, and U. Sukhatme, Phys. Rept. **251**, 267 (1995), arXiv:hep-th/9405029 [hep-th].
- [30] A. Andronic *et al.*, Nucl. Phys. **A837**, 65 (2010), arXiv:0911.4806 [hep-ph].
- [31] Y. Aoki, G. Endrodi, Z. Fodor, S. D. Katz, and K. K. Szabo, Nature **443**, 675 (2006), arXiv:hep-lat/0611014 [hep-lat].
- [32] G. Boyd, J. Engels, F. Karsch, E. Laermann, C. Legeland, M. Lutgemeier, and B. Petersson, Nucl. Phys. **B469**, 419 (1996), arXiv:hep-lat/9602007 [hep-lat].
- [33] Y. Iwasaki, K. Kanaya, T. Kaneko, and T. Yoshie, *Lattice'96. Proceedings, 14th International Symposium on Lattice Field Theory, St. Louis, USA, June 4-8, 1996*, Nucl. Phys. Proc. Suppl. **53**, 429 (1997), arXiv:hep-lat/9608090 [hep-lat].
- [34] B. Lucini, A. Rago, and E. Rinaldi, Phys. Lett. **B712**, 279 (2012), arXiv:1202.6684 [hep-lat].
- [35] C. J. Morningstar and M. J. Peardon, Phys. Rev. **D60**, 034509 (1999), arXiv:hep-lat/9901004 [hep-lat].
- [36] H. B. Meyer, *Glueball Regge trajectories*, Ph.D. thesis, Oxford U. (2004), arXiv:hep-lat/0508002 [hep-lat].
- [37] Y. Chen *et al.*, Phys. Rev. **D73**, 014516 (2006), arXiv:hep-lat/0510074 [hep-lat].
- [38] E. Gregory, A. Irving, B. Lucini, C. McNeile, A. Rago, C. Richards, and E. Rinaldi, JHEP **10**, 170 (2012), arXiv:1208.1858 [hep-lat].
- [39] B. Lucini, M. Teper, and U. Wenger, JHEP **06**, 012 (2004), arXiv:hep-lat/0404008 [hep-lat].
- [40] B. Lucini and M. Teper, JHEP **06**, 050 (2001), arXiv:hep-lat/0103027 [hep-lat].
- [41] J. Sonnenschein and D. Weissman, JHEP **12**, 011 (2015), arXiv:1507.01604 [hep-ph].
- [42] F. E. Close and Q. Zhao, Phys. Rev. **D71**, 094022 (2005), arXiv:hep-ph/0504043 [hep-ph].
- [43] H.-Y. Cheng, C.-K. Chua, and K.-F. Liu, Phys. Rev. **D74**, 094005 (2006), arXiv:hep-ph/0607206 [hep-ph].
- [44] H.-Y. Cheng, C.-K. Chua, and K.-F. Liu, Phys. Rev. **D92**, 094006 (2015), arXiv:1503.06827 [hep-ph].

- [45] S. Janowski, F. Giacosa, and D. H. Rischke, Phys. Rev. **D90**, 114005 (2014), arXiv:1408.4921 [hep-ph].
- [46] S. P. Bartz and J. I. Kapusta, Phys. Rev. **D90**, 074034 (2014), arXiv:1406.3859 [hep-ph].
- [47] S. S. Afonin, Phys. Lett. **B675**, 54 (2009), arXiv:0903.0322 [hep-ph].
- [48] L.-X. Cui, Z. Fang, and Y.-L. Wu, Eur. Phys. J. C **76**, 22 (2016).
- [49] S. S. Afonin, Phys. Rev. **C83**, 048202 (2011), arXiv:1102.0156 [hep-ph].
- [50] A. V. Anisovich, V. V. Anisovich, and A. V. Sarantsev, Phys. Rev. D **62**, 051502 (2000).
- [51] E. Klempt and A. Zaitsev, Physics Reports **454**, 1 (2007); M. Shifman and A. Vainshtein, Phys. Rev. D **77**, 034002 (2008); S. S. Afonin, Phys. Lett. **B639**, 258 (2006), arXiv:hep-ph/0603166 [hep-ph]; Mod. Phys. Lett. **A22**, 1359 (2007), arXiv:hep-ph/0701089 [hep-ph]; *41st Annual Winter School on Nuclear and Particle Physics (PNPI 2007) Repino, St. Petersburg, Russia, February 19-March 2, 2007*, Int. J. Mod. Phys. **A22**, 4537 (2007), arXiv:0704.1639 [hep-ph]; Int. J. Mod. Phys. **A23**, 4205 (2008), arXiv:0709.4444 [hep-ph]; Mod. Phys. Lett. **A23**, 3159 (2008), arXiv:0707.1291 [hep-ph]; D. M. Li, B. Ma, Y. X. Li, Q. K. Yao, and H. Yu, Eur. Phys. J. C **37**, 323 (2004); P. Masjuan, E. Ruiz Arriola, and W. Broniowski, Phys. Rev. D **85**, 094006 (2012); S. S. Afonin and I. V. Pusenkov, Phys. Rev. **D90**, 094020 (2014), arXiv:1411.2390 [hep-ph]; Mod. Phys. Lett. **A29**, 1450193 (2014), arXiv:1308.6540 [hep-ph]; P. Masjuan, E. Ruiz Arriola, and W. Broniowski, *Proceedings, 13th International Conference on Meson-Nucleon Physics and the Structure of the Nucleon (MENU 2013): Rome, Italy, September 30-October 4, 2013*, EPJ Web Conf. **73**, 04021 (2014), arXiv:1402.3947 [hep-ph].
- [52] U. Gursoy, E. Kiritsis, L. Mazzanti, G. Michalogiorgakis, and F. Nitti, *5th Aegean Summer School: FROM GRAVITY TO THERMAL GAUGE THEORIES: THE AdS/CFT CORRESPONDENCE* Adamas, Milos Island, Greece, September 21-26, 2009, Lect. Notes Phys. **828**, 79 (2011), arXiv:1006.5461 [hep-th].
- [53] D. Li and M. Huang, JHEP **11**, 088 (2013), arXiv:1303.6929 [hep-ph].
- [54] S. P. Bartz, A. Dhumuntarao, and J. I. Kapusta, Phys. Rev. **D98**, 026019 (2018), arXiv:1801.06118 [hep-th].