

Encryption-then-Compression Systems using Grayscale-based Image Encryption for JPEG Images

Tatsuya Chuman, Warit Sirichotedumrong, *Student Member, IEEE*, and Hitoshi Kiya, *Fellow, IEEE*

Abstract—A block scrambling-based encryption scheme is presented to enhance the security of Encryption-then-Compression (EtC) systems with JPEG compression, which allow us to securely transmit images through an untrusted channel provider, such as social network service providers. The proposed scheme enables the use of a smaller block size and a larger number of blocks than the conventional scheme. Images encrypted using the proposed scheme include less color information due to the use of grayscale images even when the original image has three color channels. These features enhance security against various attacks such as jigsaw puzzle solver and brute-force attacks. In an experiment, the security against jigsaw puzzle solver attacks is evaluated. Encrypted images were uploaded to and then downloaded from Facebook and Twitter, and the results demonstrated that the proposed scheme is effective for EtC systems.

Index Terms—image encryption, jigsaw puzzle, EtC system, JPEG.

I. INTRODUCTION

THE use of images and video sequences has greatly increased because of the rapid growth of the Internet and widespread use of multimedia systems. While many studies on secure, efficient, and flexible communications have been reported [1]–[4], full encryption with provable security (like RSA and AES) is the most secure option for securing multimedia data. However, there is a trade-off between security and other requirements such as low processing demand, bitstream compliance, and signal processing in the encrypted domain. Several perceptual encryption schemes have been developed to achieve this trade-off [5]–[10].

Image encryption prior to image compression is required in certain practical scenarios such as secure image transmission through an untrusted channel provider. Encryption-then-Compression (EtC) systems [3], [11], [12] are used in such scenarios. In this paper, we focus on EtC systems although the traditional way of securely transmitting images is to use a compression-then-encryption (CtE) system. Most studies on EtC systems assumed the use of a proprietary compression scheme incompatible with international compression standards such as JPEG [3], [13]–[17], so they can not be applied to social media. For example, an arithmetic coding-based approach and a singular value decomposition transformation are used to efficiently compress encrypted images in [3], [17], respectively. Because of such a situation, block scrambling-based image encryption schemes, which are compatible with international standards, have been proposed for EtC systems

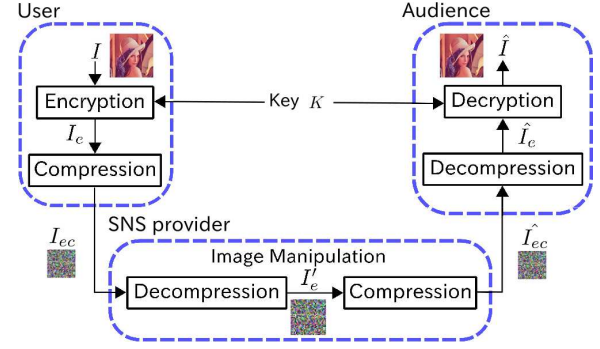


Fig. 1: EtC system

[18]–[22]. However, the conventional block scrambling-based encryption schemes have a limitation on block size to prevent JPEG distortion.

In this paper, we present a novel block scrambling-based image encryption scheme for EtC systems that enhances security compared with the conventional scheme. Compared with the conventional schemes, for which robustness against several attacks such as jigsaw puzzle and brute-force attacks has been discussed [23], [24], the proposed one enables the use of a smaller block size and a larger number of blocks, which enhances both invisibility and security against several attacks. Furthermore, images encrypted by using the proposed scheme include less color information due to the use of grayscale images, which makes the EtC system more robust. Although EtC systems can be applied to social media by using JPEG images [25], there is a limitation on block size to prevent JPEG distortion due to recompression forced by social media. The proposed scheme relaxes this limitation.

An evaluation of the proposed encryption scheme in terms of security and compression showed that it enhances security against ciphertext-only attacks and that it is effective for EtC systems in terms of image quality.

The rest of this paper is organized as follows. Section II provides a review of conventional encryption schemes used in EtC systems. Section III presents the proposed grayscale-based encryption and its security enhancement. Extensive experimental results including robustness against jigsaw puzzle solver attacks are given in Section IV. Finally, Section V concludes this paper.

II. PREPARATION

In this section, after the conventional block scrambling-based image encryption scheme [19]–[22] is summarized, the

T. Chuman, S. Warit and H. Kiya are with the Department of Information and Communication Systems, Tokyo Metropolitan University, Tokyo, 191-0065, Japan.

Manuscript received April 6, 2018; revised August xx, xxxx.

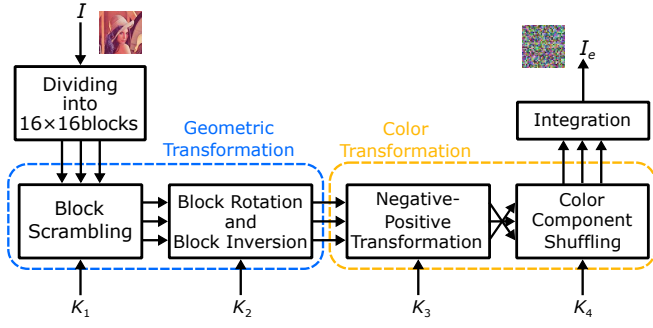


Fig. 2: Conventional block scrambling-based image encryption

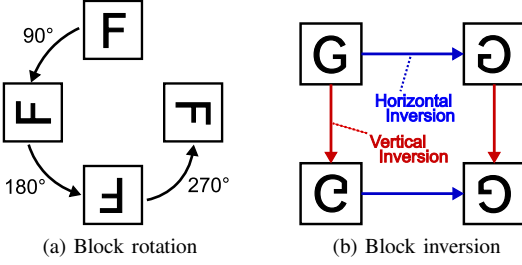


Fig. 3: Block rotation and inversion

security of the scheme against brute-force and jigsaw puzzle solver attacks as ciphertext-only attacks (COA) is addressed.

A. Block Scrambling-Based Image Encryption

A block scrambling-based image encryption scheme was proposed for EtC systems [18]–[22], in which a user wants to securely transmit image I to an audience, via a Social Networking Service (SNS) provider, as illustrated in Fig. 1. Since the user does not give the secret key K to the SNS provider, the privacy of image to be shared is under control of the user even when the SNS provider recompresses image I . Therefore, the user can ensure privacy by him/herself. In comparison, in CtE systems, the user has to disclose unencrypted images to recompress them.

In the scheme [19]–[22], an image with $X \times Y$ pixels is first divided into non-overlapped blocks with $B_x \times B_y$; then four block scrambling-based processing steps are applied to the divided image. Figure 2 illustrates the procedure of the scheme with $B_x = B_y = 16$. In this paper, $B_x = B_y = 16$ is used as well as in [19], [20]. The procedure for performing image encryption to generate an encrypted image I_e is given as follows.

- Step 1: Divide image with $X \times Y$ pixels into blocks, each with $B_x \times B_y$ pixels, and permute randomly the divided blocks using a random integer generated by a secret key K_1 , where K_1 is commonly used for all color components.
- Step 2: Rotate and invert randomly each block (see Fig. 3) by using a random integer generated by a key K_2 , where K_2 is commonly used for all color components as well.
- Step 3: Apply negative-positive transformation to each block by using a random binary integer generated by a key K_3 , where K_3 is commonly used for all color components.

- Step 4: Shuffle three color components in each block by using an integer randomly selected from six integers by a key K_4 .


An example of an encrypted image ($B_x = B_y = 16$) is shown in Fig. 4(b); Fig. 4(a) shows the original one. In this paper,




(a) Original image
($X \times Y = 384 \times 512$)



(b) Encrypted image [19], [20]
($B_x = B_y = 16, n = 768$)



(c) Encrypted grayscale-based image using proposed scheme
(Rectangular, $B_x = B_y = 8, n = 9216$)



(d) Encrypted grayscale-based image using proposed scheme
(Square, $B_x = B_y = 8, n = 9216$)

Fig. 4: Encrypted images with the conventional and proposed scheme

In this step, a transformed pixel value in the i th block B_i , p' , is computed using

$$p' = \begin{cases} p & (r(i) = 0) \\ p \oplus (2^L - 1) & (r(i) = 1) \end{cases}, \quad (1)$$

where $r(i)$ is a random binary integer generated by K_3 , and $p \in B_i$ is the pixel value of the original image with L bit per pixel. In this paper, the value of occurrence probability $P(r(i)) = 0.5$ has been used to invert bits randomly.

we focus on block scrambling-based image encryption for the following reasons.

- (a) The encrypted images are compatible with the JPEG standard.
- (b) The compression efficiency for the encrypted images is almost the same as that for the original ones under the JPEG standard.
- (c) Robustness against various attacks has been demonstrated [23], [24].

The conventional encryption used in EtC systems has a limitation on block size, i.e. $B_x = B_y = 16$, to avoid the effect of color sub-sampling. If $B_x = B_y = 8$ is chosen as a block size, the compression performance decreases and some block distortion is generated in decompressed images. In the JPEG standard, when the color sub-sampling is applied to the chroma components C_b and C_r of a color image in an encoder, the sub-sampled chroma components are interpolated to reconstruct the same resolution as that of the original image in a decoder. If 4:2:0 color sub-sampling is applied to encrypted images, each 8×8 -block in the sub-sampled chroma components consists of four 4×4 -blocks from different 8×8 -blocks, which have generally a low correlation among the blocks. Therefore, the compression performance of the encrypted images decreases, and moreover block distortion is generated due to the interpolation of the sub-sampled chroma components with discontinuous values.

B. Security against Ciphertext-only Attacks

1) *Security*: Security mostly refers to protection from adversarial forces. The proposed encryption scheme aims to protect visual information of images that allow us to identify an individual, a time and the location for taking a photograph. Untrusted providers and unauthorized users are assumed as the adversary. In this paper, we consider security against not only brute-force attack, but also jigsaw puzzle solver attacks as ciphertext-only attacks. The robustness against jigsaw puzzle solver attacks is objectively evaluated in terms of the ration of correct block positions and its computational cost.

2) *Brute-force Attack*: If an image with $X \times Y$ pixels is divided into blocks with $B_x \times B_y$ pixels, the number of blocks n is given by

$$n = \lfloor \frac{X}{B_x} \rfloor \times \lfloor \frac{Y}{B_y} \rfloor, \quad (2)$$

where $\lfloor \cdot \rfloor$ is a function that rounds down to the nearest integer. The four block scrambling-based processing steps are then applied to the divided image.

The key space of the block scrambling (Step 1) $N_S(n)$, which is the number of permutation of n blocks, is given by

$$N_S(n) = {}_n P_n = n!. \quad (3)$$

Similarly, the key spaces of other encryption steps are given as

$$N_R(n) = 4^n, \quad N_I(n) = 4^n, \quad N_{R\&I}(n) = 8^n \quad (4)$$

$$N_N(n) = 2^n, \quad N_C(n) = ({}_3 P_3)^n = 6^n \quad (5)$$

where $N_R(n)$ and $N_I(n)$ are the key spaces of the block rotation and block inversion, and $N_{R\&I}(n)$ is the key space of




Fig. 5: Assembled images by using the extended jigsaw puzzle solver [26]

the encryption combining them (Step 2). Note that $N_{R\&I}$ is the key space considering the collision between block rotation and inversion. Namely, rotating pieces 180 degrees is the same operation as inverting them horizontally and vertically. $N_N(n)$ and $N_C(n)$ are the key spaces of the negative-positive transformation (Step3) and color component shuffling (Step 4) respectively. Consequently, the key space of images encrypted by using all the proposed encryption steps, $N_A(n)$, is represented by

$$N_A(n) = N_S(n) \cdot N_{R\&I}(n) \cdot N_N(n) \cdot N_C(n) \quad (6)$$

$$= n! \cdot 8^n \cdot 2^n \cdot 6^n.$$

The key space of the scheme is generally large enough against brute-force attacks such as ciphertext-only attacks [20]. However, by regarding the blocks of an encrypted image as pieces of a jigsaw puzzle, the attack can be regarded as a jigsaw puzzle solver attack.

3) *Jigsaw Puzzle Solver Attack*: To assemble encrypted images including inverted, negative-positive transformed and color component shuffled blocks, extended jigsaw puzzle solvers for block scrambling-based image encryption have been proposed [23], [24]. It has been shown that assembling jigsaw puzzles becomes difficult when the encrypted images are satisfied with under three conditions [23], [24], [26], [27].

- (a) Number of blocks is large.
- (b) Block size is small.
- (c) Encrypted images include JPEG distortion.

Figures 5(d) and (e) are examples of images assembled from Figs. 5(b) and (c) respectively; Fig. 5(a) shows the original one. Compared with Figs. 5(d) and (e), the difficulty of assembling encrypted images strongly depends on the block size. In addition, most conventional jigsaw puzzle solvers also utilize color information to assemble puzzles. Thus, reducing the number of color channels in each pixel makes assembling encrypted images much more difficult. The novel scheme in this paper has a higher security level than that of the conventional scheme, because it provides a large number of blocks and the small block size.

TABLE I: Properties of block scrambling-based image encryption schemes

Scheme	Conventional [19], [20]	Proposed
Color channel	RGB	Grayscale
Minimum block size	16×16	8×8
Image size	$X \times Y$	$3 \times X \times Y$
Number of blocks	n^*	$3n$
Robustness against jigsaw puzzle solver attacks	Robust	More robust
Effect of color sub-sampling	Affected	Unaffected

* Calculated from Eq. 2

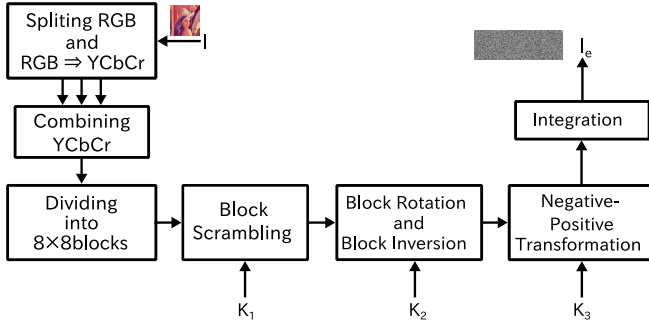


Fig. 6: Proposed grayscale-based image encryption

Other attacking strategies such as known-plaintext attack (KPA) and chosen-plaintext attack (CPA) should be considered for the security. The block scrambling-based image encryption becomes robust against KPA through the assigning of a different key to each image for the encryption. In addition, the keys used for the encryption do not need to be disclosed because the encryption scheme is not public key cryptography. Therefore, the encryption can avoid the CPA, unlike public key cryptography.

C. Summary of Image Encryption for EtC Systems

The properties of the conventional encryption scheme [19], [20] that is only one conventional scheme for EtC systems with the JPEG standard is summarized in Table. I. The proposed one enables the use of a smaller block size and a larger number of blocks, which enhances both invisibility and security against several attacks. Furthermore, images encrypted by using the proposed scheme include less color information due to the use of grayscale images, which makes the EtC system more robust. The properties of the proposed one allow us not only to enhance security against several attacks, but also to avoid the effect of color sub-sampling.

III. PROPOSED METHOD

In this section, the grayscale-based image encryption scheme, which has higher security than the conventional one, is proposed.

A. Procedure of Proposed Image Encryption

Although $B_x = B_y = 16$ is used as the smallest block size in the conventional block scrambling-based image encryption to avoid the effect of color sub-sampling in JPEG compression,

the proposed method enables us to use $B_x = B_y = 8$ as a block size, which enhances robustness against ciphertext-only attacks. Moreover, applying EtC systems with the proposed scheme to social media performs better than with the conventional one as described below.

The procedure of the proposed scheme for an 8-bit RGB full-color image with $X \times Y$ pixels is given as follows (See Fig. 6):

- 1) Split color image into three (RGB) channels.
- 2) Considering JPEG compression efficiency, RGB components are transformed into YCbCr color space by using the equation below, as in [28].

$$Y = 0.299 * R + 0.587 * G + 0.114 * B \quad (7)$$

$$C_b = -0.1687 * R - 0.3313 * G + 0.5 * B + 128 \quad (8)$$

$$C_r = 0.5 * R - 0.4187 * G - 0.0813 * B + 128 \quad (9)$$
- 3) Select $B_x = B_y = 8$ as a block size.
- 4) Combine YCbCr channels into one grayscale-based image. A grayscale image with $3 \times X \times Y$ pixels is thereby generated.
- 5) Apply block scrambling, rotation, inversion, and negative-positive transformation by using Steps 1 to 3 in Sec. II-A.

An example of an encrypted image ($B_x = B_y = 8$) is shown in Fig. 4(c), where YCbCr channels are combined horizontally. As shown in Fig. 4(d), which is an example of an encrypted image combined YCbCr channels to become square, the way of combining YCbCr channels has some freedom.

B. Compression of Grayscale-based Image

In this paper, we focus on JPEG lossy compression, although the JPEG standard supports both lossless and lossy compressions, and the encryption schemes are applicable to lossless compression methods as discussed in [22]. This is because most JPEG compression applications, especially SNS providers and Cloud Photo Storage Services (CPSS), use lossy compression, and lossless compression does not generate any distortion.

Whereas RGB images are generally compressed by using two quantization tables, namely for luminance (Y) and for chrominance (C_b , C_r) respectively, grayscale images are compressed with only one quantization table in the JPEG standard. Images encrypted with the proposed scheme are grayscale-based, so one quantization table is used. The quantization table that is selected for the proposed scheme affects the compression performance. In the experiments, the relationship between quantization tables and compression performances is discussed.

C. Decompression and Decryption of Encrypted Images

In order to reconstruct images from encrypted ones, JPEG images downloaded from a provider are decompressed by a JPEG decoder, and then the decryption process is applied to the decompressed images.

In the JPEG decompression, the color interpolation is not performed over images encrypted by the proposed method even when 8×8 is used as a block size, because the

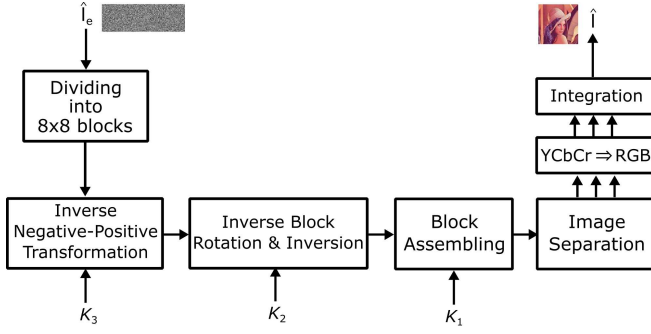


Fig. 7: Decryption process for grayscale-based image encryption

encrypted images contain no chroma component. In contrast, the conventional scheme suffers from the block distortion due to the interpolation of chroma components.

After the decompression process, six decryption steps are carried out using the corresponding secret key K as follows (See Fig. 7).

- 1) Divide the encrypted image into blocks, each with $B_x \times B_y$ and apply inverse negative-positive transformation to each block with key K_3 .
- 2) Inversely rotate and invert each block with key K_2 .
- 3) Assemble blocks with key K_1 .
- 4) Separate the grayscale-based image into three channels, Y , C_b , and C_r , each with $M \times N$ pixels.
- 5) Transform the three channels to RGB color channels.
- 6) Combine the RGB channels to generate the decrypted image.

Note that the compression performance of the proposed scheme decreases when other block sizes are used, such as 4×4 and 10×10 , due to discontinuous pixel values in each block as well as for the conventional scheme, although the color interpolation is not carried out.

D. Enhanced Security

The proposed scheme has superior features compared to the conventional encryption one in terms of the block size and number of blocks. Furthermore, the encrypted images generated by the proposed scheme are grayscale ones. These features enhance both invisibility and robustness against brute-force and jigsaw puzzle solver attacks, as described below.

1) *Small Block Size*: Since chroma components C_b and C_r are sub-sampled in JPEG compression, a color image must be commonly split into 16×16 blocks as an minimum coded unit (MCU) in order to make 8×8 blocks. Therefore, when the block scrambling-based image encryption is applied to color images, the smallest block size is $B_x = B_y = 16$ to avoid the influence of color sub-sampling. In contrast, when grayscale images are compressed using the JPEG standard, color sub-sampling is not carried out. Therefore, $B_x = B_y = 8$ is selected as the smallest block size for grayscale images in the JPEG standard.

The encrypted images generated by the proposed scheme are grayscale-based ones. Therefore, $B_x = B_y = 8$ can be selected for the encryption, as shown in Fig. 4(c) and (d),



(a) Decrypted image with block artifact (Conventional scheme, PSNR=31.4dB, sub-sampling ratio=4:2:0)

(b) Decrypted image (Proposed scheme, PSNR=36.3dB)

Fig. 8: Decrypted images downloaded from Facebook. The image in (a) includes some block distortion due to the effect of color sub-sampling.

even if the encrypted images are compressed using the JPEG standard.

2) *Large Number of Blocks*: When $B_x = B_y = 8$ is selected, the number of blocks increases fourfold, $B_x = B_y = 16$, from Eq. (2). Moreover, the proposed scheme generates encrypted images with $3 \times X \times Y$ pixels from an original image with $X \times Y$ pixels. As a result, the number of blocks is 12 times that with the conventional one, as shown in Figs. 4(b) and (c).

The running time to assemble encrypted images strongly depends on the number of pieces when jigsaw puzzle solver attacks are utilized. Furthermore, increasing the number of blocks makes assembling encrypted images much more difficult. Therefore, the proposed scheme enhances security.

3) *Less Color Information in Blocks*: The encrypted images include only one channel per pixel due to the use of grayscale-based images. This makes assembling jigsaw puzzles more difficult because almost all solvers utilize three color channels in each block to assemble puzzles correctly [29]–[32]. Therefore, robustness against jigsaw puzzle solver attacks is enhanced.

4) *Key Space Expansion*: Using the proposed image encryption makes the key space of encrypted images larger than with the conventional scheme due to the increased number of blocks. The key space of the proposed scheme $N_B(n)$ is given by

$$N_B(n) = N_S(3n) \cdot N_{R\&I}(3n) \cdot N_N(3n) \quad (10)$$

$$= 3n! \cdot 8^{3n} \cdot 2^{3n} \gg N_A(n),$$

where n is the number of blocks, calculated from an original image with $X \times Y$ pixels in accordance with Eq. (2). Although the proposed scheme does not apply color component shuffling, the number of blocks is larger, as shown in Eqs. (2) and (10). Thus, the proposed scheme enhances robustness against brute-force attacks.

TABLE II: Relationship between uploaded JPEG files and downloaded ones in terms of sub-sampling ratios and the maximum resolutions. Providers do not resize uploaded images when their resolutions are less than or equal to the maximum resolutions, e.g. the maximum resolutions of Twitter and Tumblr are 4096×4096 and 1280×1280 , respectively.

SNS provider	Uploaded JPEG file		Downloaded JPEG file		
	Sub-sampling ratio	Q_{fu}	Sub-sampling ratio	Q_{fd}	
Twitter (Up to 4096×4096 pixels)	4:4:4	low	No recompression		
		high	4:2:0	85	
	4:2:0	1,2,...84	No recompression		
		85,86,...100	4:2:0	85	
	(Grayscale)	1,2,...84	No recompression		
		85,86,...100	(Grayscale)	85	
Facebook (HQ, Up to 2048×2048 pixels)	4:4:4	1,2,...100	4:2:0	71,72,...85	
Facebook (LQ, Up to 960×960 pixels)	4:2:0		(Grayscale)		
	(Grayscale)				
Tumblr (Up to 1280×1280 pixels) Google+ Flickr	4:4:4	1,2,...100	No recompression		
	4:2:0				
	(Grayscale)				

E. Application to Social Media

Figure 1 illustrates the application of the EtC system to social media such as Facebook and Twitter, where the user wants to securely transmit image I to an audience via social media. Since the user does not give the secret key K to social media providers, the privacy of the image to be shared is under the user's control, even if the social media provider decompresses the image. This means that, if an encrypted image saved on the provider's server is leaked, third parties and general audiences cannot see the images visually unless they have the key.

Table II summarizes the relationship between uploaded and downloaded JPEG images in terms of sub-sampling ratios and JPEG quality factor Q_f . The previous work [25] discussed the relationship for color images, but Table II includes the relationship for grayscale images. Q_{fu} and Q_{fd} indicate the quality factor of uploaded and downloaded images, respectively. Although it has been confirmed that the EtC system with the conventional scheme is applicable to social media, EtC systems using the proposed scheme have superior features to the conventional one as shown below.

1) *Color Sub-sampling*: As indicated in Table II, SNS providers manipulate uploaded images by changing the sub-sampling ratio and Q_{fu} . Thus, we have to consider the effect of sub-sampling ratios, when encrypted images are upload to SNS providers that recompress uploaded images. JPEG images with 4:2:0 sub-sampling ratio are interpolated to increase the spatial resolution for chroma components in the decoding process. This interpolation processing is carried out by using the relationship among blocks. Therefore, encrypted images with 4:2:0 sub-sampling ratio are affected by this interpolation. As shown in Fig. 8(a), the decrypted image includes block distortion due to the interpolation on Facebook. In comparison, the interpolation in the decoding process does not affect encrypted images with the proposed scheme, so encrypted images can avoid the distortion as shown in Fig. 8(b). Thus, EtC systems with the proposed scheme can avoid the effects of the interpolation, which is carried out on social media.

2) *Recompression*: Furthermore, images encrypted with the proposed scheme perform better in terms of image quality. The

quality of images downloaded from social media is generally degraded due to recompression forced by SNS providers, when the operation of color sub-sampling is carried out. Images encrypted by the proposed scheme always avoid this operation, which enable users to transmit images of higher quality than using the conventional scheme. As well as SNS providers, EtC systems with the proposed scheme are applicable to Cloud Photo Services like iCloud and Google Photos.

3) *Resizing*: To apply EtC systems to social media, the resolution of encrypted images needs to be smaller than the maximum resolutions that each provider decides on as a resizing condition [25]. For example, Twitter does not resize uploaded images with the resolution of up to 4096×4096 pixels, as shown in Table II. Resizing the resolution of encrypted images makes the block size of the encrypted images smaller, although the JPEG compression is still carried out based on the size of 8×8 . As a result, each 8×8 -block in resized images includes pixels from originally different blocks, so the compression performance decreases and block distortion is generated in the decrypted images due to the discontinuity among pixels. Thus, we have to upload encrypted images within the maximum resolution as indicated in Table II. In this paper, the use of the image resolution that is not forcedly resized by SNS providers is assumed as well as the conventional EtC systems [25].

IV. EVALUATION

In this section, we evaluated the effectiveness of the proposed scheme in a number of simulations. First, we evaluated the compression performance of images encrypted by the proposed scheme. Next, encrypted images were uploaded to SNS providers and then downloaded from the providers to confirm robustness against image manipulation on social media. Finally, the security enhancement of the EtC systems against jigsaw puzzle solver attacks [26] is shown from the aspect of the difficulty of assembling encrypted images.

A. Compression Performance

To determine the compression performance of the proposed scheme, a lot of images encrypted by the conventional [20] and

proposed scheme were compressed and decompressed. Then, we calculated peak signal-to-noise ratio (PSNR) between original images and images encrypted with the proposed method. Uncompressed Color Image Database(UCID) dataset, which contains 1338 color images with the sizes of 512×384 or 384×512 , was used for the evaluation. The average PSNR values of all images per Q_f in the dataset were used for the evaluation. Software by the Independent JPEG Group's (IJG) [33] was used for encoding and decoding the images with following parameters.

- Sub-sampling ratio : 4:4:4, 4:2:0
- Quantization table : IJG standard table

Non-encrypted images were also compressed with the same parameters. As we mentioned before, grayscale-based images are generally compressed with only one quantization table, so the luminance and chrominance tables are used respectively for encoding images encrypted with the proposed scheme. In this paper, the quantization tables for luminance and chrominance designed by IJG were used.

Figure 9 shows rate-distortion (RD) curves of JPEG compressed images without any encryption and with encryption. As the bitrate increased, the encrypted images with the proposed scheme had better compression performance than non-encrypted images compressed with 4:2:0 sub-sampling ratio as shown in Fig. 9(a). From the results, the operation of color sub-sampling affected the compression performance as the bitrate increases. In terms of the relationship between the proposed scheme with chrominance table and with luminance table, the compression performance was very similar. Fig. 9(b) shows the result with 4:4:4 sub-sampling ratio. The compression performance of the proposed scheme was almost the same as the non-encrypted images compressed with 4:4:4 sub-sampling ratio. Therefore, it was determined that images encrypted by the proposed scheme have almost the same compression performance as both non-encrypted and conventional ones.

Next, other conventional encryption methods are considered in terms of compression performance. There are various encryption methods which can maintain an image format after encrypting as well as the proposed scheme. However, they are not suitable to EtC systems with JPEG compression, because they do not consider using JPEG compression. We numerically compared the encryption methods [34], [35] with the proposed scheme. Figures 10(c) and (d) indicate decrypted images after compressing and decompressing encrypted ones, where Fig. 10(a) is the original one. The image quality of decrypted images heavily decreased due to JPEG compression as shown in Figs. 10(c) and (d), because they do not consider using JPEG compression as well as most other conventional encryption methods. In contrast, the image encrypted with the proposed scheme had almost same quality as that of non-encrypted images. Note that Fig. 10(d) is the grayscale-based image [35], thus the PSNR value is not listed.

B. Image Manipulation on Social Media

We uploaded images encrypted by using the proposed scheme to Facebook and Twitter, and then downloaded them, as well as images encrypted using the conventional scheme

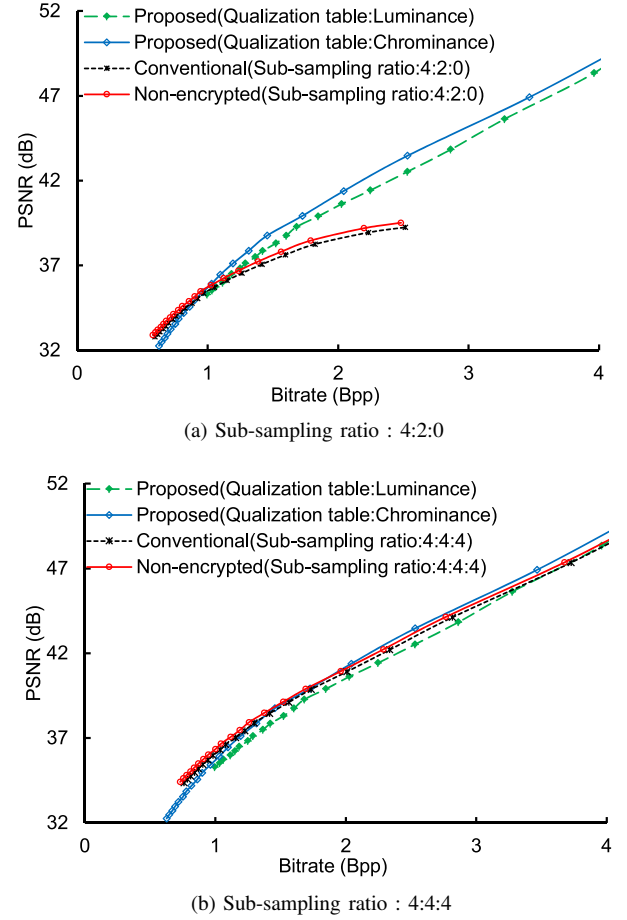


Fig. 9: RD curves of original images and encrypted ones




Fig. 10: Decrypted images after compressing and decompressing encrypted ones ($Q_f = 90$)

[19], [20] and non-encrypted images to confirm the effective-

TABLE III: PSNR values of non-encrypted and decrypted images after uploading and downloading from Facebook. Boldface indicates highest score per Q_{fu} .

	Uploaded JPEG files		Q_{fu}				
	Sub-sampling ratio	Quantization table	80	85	90	95	100
Non-encrypted	4:2:0	Luminance	31.004	30.228	32.105	32.364	32.409
	4:4:4	Chrominance	31.214	30.419	32.247	32.492	32.532
Conventional scheme [19], [20] ($B_x = B_y = 16$)	4:2:0	Luminance	30.411*	29.651*	31.030*	31.013*	31.074*
	4:4:4	Chrominance	31.068	30.220	31.678	31.650	31.712
Proposed scheme ($B_x = B_y = 8$)	(Grayscale)	Chrominance	31.786	32.289	32.629	33.422	33.807
		Luminance	32.748	31.322	33.754	33.721	33.807

* Distorted by image manipulation on Facebook

TABLE IV: PSNR values of non-encrypted and decrypted images after uploading and downloading from Twitter. Boldface indicates highest score per Q_{fu} .

	Uploaded JPEG files		Q_{fu}		
	Sub-sampling ratio	Quantization table	90	95	100
Non-encrypted	4:2:0	Luminance	32.749	33.686	33.712
	4:4:4	Chrominance	33.100	33.627	33.659
Conventional scheme [19], [20] ($B_x = B_y = 16$)	4:2:0	Luminance	32.612	33.578	33.605
	4:4:4	Chrominance	32.922	33.508	33.539
Proposed scheme ($B_x = B_y = 8$)	(Grayscale)	Chrominance	35.420	35.348	36.467
		Luminance	35.154	36.401	36.467

ness of the proposed scheme.

1) *Experimental Conditions:* In our experiments, the same dataset and parameters for JPEG compression as in Sec. IV-A were utilized for the evaluation. The following procedure was carried out according to Fig. 1.

- 1) Generate encrypted image I_e from original image I .
- 2) Compress encrypted image I_e with Q_{fu} .
- 3) Upload encrypted JPEG image I_{ec} to SNS providers.
- 4) Download recompressed JPEG image I_{ec} from the providers.
- 5) Decompress encrypted JPEG image \hat{I}_{ec} .
- 6) Decrypt manipulated image \hat{I}_e .
- 7) Compute the PSNR value between original image I and decrypted image \hat{I} .

To compare PSNR values in step 7, original image I was compressed without any encryption and then uploaded and downloaded. The downloaded images were decompressed, and then, the average PSNR values for 1338 images per Q_{fu} were calculated.

We focused on Facebook and Twitter, which always recompress uploaded images when the images meet the conditions for Q_{fu} as shown in Table II.

2) *Experimental Results:* Table III shows the experimental result of Facebook. As described in Sec. III-E1, the images decrypted with the conventional scheme and 4:2:0 sub-sampling ratio included block distortion like in Fig. 8(a). Therefore, the PSNR values of the decrypted images were much lower than the others. In comparison, images decrypted by using the proposed scheme always avoided the interpolation on Facebook, so the PSNR values of decrypted images were higher than the others.

Table IV shows the result for Twitter. As indicated in the Table, a similar tendency to Facebook was shown. While Facebook recompresses all uploaded images by users, Twitter recompresses uploaded images under some conditions such as $Q_{fu} \geq 85$ for 4:2:0 sub-sampling ratio. For this reason, we uploaded images compressed with $Q_{fu} = 90, 95, 100$. Twitter

recompresses uploaded images with 4:2:0 sub-sampling in the DCT domain, thereby generating no distortion [25]. However, interpolation is carried out by users when users download and decompress the images. Therefore, the PSNR values of the decrypted images with 4:2:0 sub-sampling ratio were lower than with the proposed scheme.

As shown in Tables III and IV, most PSNR values of the images decrypted with the proposed scheme using the luminance table were higher than with the chrominance one. It has been known that most SNS providers use the luminance table for the uploaded grayscale images in recompression. That is to say, uploaded images compressed with the luminance table by users are recompressed with the luminance table again by SNS providers. As a result, using the luminance table would decrease the quantization error in recompression.

C. Robustness against Jigsaw Puzzle Solver Attacks

Next, the security of grayscale-based block scrambling image encryption against the jigsaw puzzle solver was evaluated.

1) *Experimental Conditions:* We assembled encrypted images by using the extended jigsaw puzzle solver [23], [24]. The following three measures [29] [36] were used to evaluate the results.

Direct comparison (D_c): represents the ratio of the number of pieces which are in the correct position. D_c for image I_d , namely, $D_c(I_d)$ is calculated as

$$D_c(I_d) = \frac{1}{n} \sum_{i=1}^n d_c(i), \quad (11)$$

$$d_c(i) = \begin{cases} 1, & \text{if } I_d(i) \text{ is in the correct position} \\ 0, & \text{otherwise} \end{cases}$$

where $I_d(i)$ represents the position of a piece i in image I_d
Neighbor comparison (N_c): is the ratio of the number of

correctly joined blocks. N_c for image I_d , namely, $N_c(I_d)$ is calculated as

$$N_c(I_d) = \frac{1}{B} \sum_{k=1}^B n_c(k), \quad (12)$$

$$n_c(k) = \begin{cases} 1, & \text{if } b_k \text{ is joined correctly} \\ 0, & \text{otherwise} \end{cases}$$

where B is the number of boundaries among pieces in I_d , and b_k is the k th boundary in I_d . For an image with $u \times v$ blocks, there are $B = 2uv - u - v$ boundaries in the image.

Largest component (L_c): is the ratio of the number of the largest joined blocks that have correct adjacencies to the number of blocks in an image. L_c for image I_d , namely, $L_c(I_d)$ is calculated as

$$L_c(I_d) = \frac{1}{n} \max_j \{l_c(I_d, j)\}, j = 1, 2, \dots, m \quad (13)$$

where $l_c(I_d, j)$ is the number of blocks in the j th partial correctly assembled area, and m is the number of partial correctly assembled areas.

In the measures, $D_c, N_c, L_c \in [0, 1]$, a larger value means a higher compatibility.

We used 20 images randomly chosen from the UCID dataset, and each image was resized to 256×192 . Forty different encrypted images were generated from one ordinary image by using different keys. We assembled the encrypted images by using the jigsaw puzzle solver and chose the image that had the highest sum of D_c , N_c , and L_c . We performed this procedure for each encrypted image independently and calculated the average D_c , N_c , and L_c for the 20 images.

2) *Experimental results:* Table V shows robustness against an extended jigsaw puzzle solver attack [23], [24]. To evaluate the effect of reducing the number of color channels on puzzle assembly, images with only one channel, namely grayscale-based images, were encrypted in accordance with Step 5 in Sec. III-A and then assembled. Examples of images assembled from encrypted ones with the proposed and conventional scheme are shown in Figs. 11(b) and (c); Fig. 11(a) shows the original one. As shown in Fig. 11(b), it is possible to partially assemble encrypted images with the conventional scheme if the number of blocks is small. Since the scores for the encrypted images with one color channel were lower than those of the ones assembled with the conventional scheme, reducing the number of color channels makes assembling puzzles more difficult.

Figures 12(a), (b) and (c) show the examples of images assembled from encrypted ones with the proposed scheme, where Fig. 11(a) is the original image. As shown in Table V and Figs. 12(a), (b) and (c), the scores for the proposed scheme were much lower than the other scores. Even when large block sizes ($B_x = B_y = 16$) were used for the proposed encryption, the scores of assembled images were far lower than with the conventional scheme with $L_c = 0.021$. This is because images encrypted with the proposed scheme have a large number of encrypted blocks and less color information in the blocks. The proposed scheme thus has higher security against jigsaw puzzle solver attacks than the conventional scheme.

TABLE V: Security evaluation of the conventional and proposed scheme against the extended jigsaw puzzle solver

Encryption type	Color channel	Block size	D_c	N_c	L_c
Conventional scheme [19], [20]	RGB	32×32	0.592	0.464	0.604
		16×16	0.005	0.111	0.120
Grayscale	Grayscale	32×32	0.546	0.532	0.597
		16×16	0.002	0.062	0.066
Proposed scheme	Grayscale	32×32	0.001	0.000	0.021
		16×16	0.001	0.001	0.006
		8×8	0.001	0.001	0.002

3) *Running time to assemble jigsaw puzzles:* Figure 13 shows the running time to assemble encrypted images by using the jigsaw puzzle solver [23], [24], where the average time of 15 images from resized UCID dataset were plotted. We compared the running time to assemble images encrypted with the conventional scheme ($B_x = B_y = 16$) and the proposed one ($B_x = B_y = 16$ and $B_x = B_y = 8$). The jigsaw puzzle solver was implemented in MATLAB2015a on a PC with a 3.3GHz processor and a main memory 16Gbytes (Processor: Intel Core i7-5820K 3.3GHz, OS: Ubuntu 16.04 LTS).

As shown in Fig. 13, although the images encrypted by using the proposed method ($B_x = B_y = 8$) were solved in 166.11 minutes, the scores of assembled images were very low as $L_c = 0.002$ (See Table. V). It obviously takes more time to assemble encrypted images than that of images encrypted by the conventional scheme. The reason is that the proposed scheme can offer a smaller block size, the larger number of blocks and less color information. As a result, the proposed scheme can enhance security against ciphertext-only attacks in terms of both computational complexity and the accuracy of assembled results.

V. CONCLUSION

We proposed a novel block-scrambling image encryption scheme that enhances the security of EtC systems for JPEG images. Although $B_x = B_y = 16$ is used as the smallest block size in the conventional scheme to avoid the effect of color sub-sampling, the proposed scheme enables us to use $B_x = B_y = 8$ as a block size, which enhances robustness against ciphertext-only attacks. Although jigsaw puzzle solver attacks can be assumed to occur as cipher-text only attacks, images encrypted with the proposed scheme include a larger number of small blocks, which makes assembling encrypted images much more difficult. In comparison, decrypted images with the conventional scheme sometimes include some block distortion due to the interpolation on social media. The proposed scheme makes it possible to avoid the effect of the interpolation on social media due to the use of grayscale-based images. As a result, the proposed scheme has a better performance than the conventional one in terms of the image quality. Experimental results showed the EtC systems with the proposed scheme are applicable to Twitter and Facebook. The proposed scheme is also applicable to other SNS providers and cloud photo services like Tumblr, iCloud and Google Photos. In addition, the robustness of the proposed scheme against jigsaw puzzle solver attacks was confirmed in the experiment.




Fig. 11: Images assembled from encrypted ones with the conventional scheme. The image (c) is assembled from grayscale-based encrypted image with one channel.




Fig. 12: Images assembled from encrypted ones with the proposed scheme

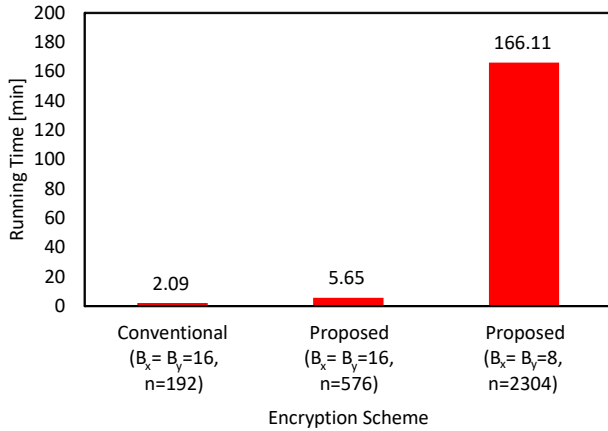


Fig. 13: Running time of assembling encrypted images from resized UCID dataset (256×192)

ACKNOWLEDGMENT

This work was partially supported by Grant-in-Aid for Scientific Research(B), No.17H03267, from the Japan Society for the Promotion Science.

REFERENCES

- [1] C. T. Huang, L. Huang, Z. Qin, H. Yuan, L. Zhou, V. Varadharajan, and C.-C. J. Kuo, "Survey on securing data storage in the cloud," *APSIPA Transactions on Signal and Information Processing*, vol. 3, e7, 2014.
- [2] R. Lagendijk, Z. Erkin, and M. Barni, "Encrypted signal processing for privacy protection: Conveying the utility of homomorphic encryption and multiparty computation," *IEEE Signal Processing Magazine*, vol. 30, no. 1, pp. 82–105, 2013.
- [3] J. Zhou, X. Liu, O. C. Au, and Y. Y. Tang, "Designing an efficient image encryption-then-compression system via prediction error clustering and random permutation," *IEEE Transactions on Information Forensics and Security*, vol. 9, no. 1, pp. 39–50, 2014.
- [4] M.-R. Ra, R. Govindan, and A. Ortega, "P3: Toward privacy-preserving photo sharing," in *Proceedings of the 10th USENIX Conference on Networked Systems Design and Implementation*, 2013, pp. 515–528.
- [5] W. Zeng and S. Lei, "Efficient frequency domain selective scrambling of digital video," *IEEE Transactions on Multimedia*, vol. 5, no. 1, pp. 118–129, 2003.
- [6] I. Ito and H. Kiya, "A new class of image registration for guaranteeing secure data management," in *IEEE International Conference on Image Processing (ICIP)*, 2008, pp. 269–272.
- [7] H. Kiya and I. Ito, "Image matching between scrambled images for secure data management," in *16th European Signal Processing Conference (EUSIPCO)*, 2008, pp. 1–5.
- [8] I. Ito and H. Kiya, "One-time key based phase scrambling for phase-only correlation between visually protected images," *EURASIP Journal on Information Security*, vol. 2009, no. 841045, pp. 1–11, 2010.
- [9] Z. Tang, X. Zhang, and W. Lan, "Efficient image encryption with block shuffling and chaotic map," *Multimedia Tools Applications*, vol. 74, no. 15, pp. 5429–5448, 2015.
- [10] C. Li, D. Lin, and J. Lu, "Cryptanalyzing an image-scrambling encryption algorithm of pixel bits," *IEEE Transactions on Multimedia*, vol. 3, pp. 64–71, 2017.
- [11] Z. Erkin, A. Piva, S. Katzenbeisser, R. L. Lagendijk, J. Shokrollahi, G. Neven, and M. Barni, "Protection and retrieval of encrypted multimedia content: When cryptography meets signal processing," *EURASIP Journal on Information Security*, vol. 2007, no. 78943, pp. 1–20, 2007.
- [12] N. N. G. and S. S. V., "Article: A survey based on designing an efficient image Encryption-then-Compression system," *IJCA Proceedings on Na-*

- tional Level Technical Conference X-PLORE 2014, vol. XPLORE2014, pp. 6–8, 2014.
- [13] M. Johnson, P. Ishwar, V. Prabhakaran, D. Schonberg, and K. Ramchandran, “On compressing encrypted data,” *IEEE Transactions on Signal Processing*, vol. 52, no. 10, pp. 2992–3006, 2004.
 - [14] W. Liu, W. Zeng, L. Dong, and Q. Yao, “Efficient compression of encrypted grayscale images,” *IEEE Transactions on Image Processing*, vol. 19, no. 4, pp. 1097–1102, 2010.
 - [15] X. Zhang, “Lossy compression and iterative reconstruction for encrypted image,” *IEEE Transactions on Information Forensics and Security*, vol. 6, no. 1, pp. 53–58, 2011.
 - [16] R. Hu, X. Li, and B. Yang, “A new lossy compression scheme for encrypted gray-scale images,” in *IEEE International Conference on Acoustics, Speech and Signal Processing (ICASSP)*, 2014, pp. 7387–7390.
 - [17] T. Y. Liu, K. J. Lin, and H. C. Wu, “Ecg data encryption then compression using singular value decomposition,” *IEEE Journal of Biomedical and Health Informatics*, vol. 22, no. 3, pp. 707–713, May 2018.
 - [18] O. Watanabe, A. Uchida, T. Fukuhara, and H. Kiya, “An encryption-then-compression system for jpeg 2000 standard,” in *IEEE International Conference on Acoustics, Speech and Signal Processing (ICASSP)*, 2015, pp. 1226–1230.
 - [19] K. Kurihara, S. Shiota, and H. Kiya, “An encryption-then-compression system for jpeg standard,” in *Picture Coding Symposium (PCS)*, 2015, pp. 119–123.
 - [20] K. Kurihara, M. Kikuchi, S. Imaizumi, S. Shiota, and H. Kiya, “An encryption-then-compression system for jpeg/motion jpeg standard,” *IEICE Transactions on Fundamentals of Electronics, Communications and Computer Sciences*, vol. 98, no. 11, pp. 2238–2245, 2015.
 - [21] K. Kurihara, O. Watanabe, and H. Kiya, “An encryption-then-compression system for jpeg xr standard,” in *IEEE International Symposium on Broadband Multimedia Systems and Broadcasting (BMSB)*, 2016, pp. 1–5.
 - [22] K. Kurihara, S. Imaizumi, S. Shiota, and H. Kiya, “An encryption-then-compression system for lossless image compression standards,” *IEICE Transactions on Information and Systems*, vol. E100-D, no. 1, pp. 52–56, 2017.
 - [23] T. Chuman, K. Kurihara, and H. Kiya, “On the security of block scrambling-based etc systems against jigsaw puzzle solver attacks,” in *IEEE International Conference on Acoustics, Speech and Signal Processing (ICASSP)*, 2017, pp. 2157–2161.
 - [24] T. Chuman, K. Kurihara, and H. Kiya, “Security evaluation for block scrambling-based etc systems against extended jigsaw puzzle solver attacks,” in *IEEE International Conference on Multimedia and Expo (ICME)*, 2017, pp. 229–234.
 - [25] T. Chuman, K. Iida, and H. Kiya, “Image manipulation on social media for encryption-then-compression systems,” in *Asia-Pacific Signal and Information Processing Association Annual Summit and Conference (APSIPA ASC)*, 2017, pp. 858–863.
 - [26] T. Chuman, K. Kurihara, and H. Kiya, “On the security of block scrambling-based etc systems against extended jigsaw puzzle solver attacks,” *IEICE Transactions on Information and Systems*, vol. E101-D, no. 1, 2017.
 - [27] T. Chuman and H. Kiya, “On the security of block scrambling-based image encryption including jpeg distortion against jigsaw puzzle solver attacks,” in *IEEE International Workshop on Signal Design and its Applications in Communications (IWSDA)*, 2017, pp. 64–68.
 - [28] ITU-T, “Information technology - digital compression and coding of continuous-tone still images: Jpeg file interchange format (jfit),” International Telecommunication Union, Recommendation T.871, 2012.
 - [29] A. Gallagher, “Jigsaw puzzles with pieces of unknown orientation,” in *IEEE Conference on Computer Vision and Pattern Recognition (CVPR)*, 2012, pp. 382–389.
 - [30] K. Son, D. Moreno, J. Hays, and D. B. Cooper, “Solving small-piece jigsaw puzzles by growing consensus,” in *IEEE Conference on Computer Vision and Pattern Recognition (CVPR)*, 2016, pp. 1193–1201.
 - [31] G. Paikin and A. Tal, “Solving multiple square jigsaw puzzles with missing pieces,” in *IEEE Conference on Computer Vision and Pattern Recognition (CVPR)*, 2015, pp. 4832–4839.
 - [32] F. A. Andalo, G. Taubin, and S. Goldenstein, “Psqp: Puzzle solving by quadratic programming,” *IEEE Transactions on Pattern Analysis and Machine Intelligence*, vol. 39, no. 2, pp. 385–396, 2017.
 - [33] “Independent jpeg group,” <http://www.ijg.org/>.
 - [34] M. T. Gaata and F. F. Hantoosh, “An efficient image encryption technique using chaotic logistic map and rc4 stream cipher,” *International*

Journal of Modern Trends in Engineering and Research, vol. 3, no. 9, pp. 213–218, 2016.

- [35] Y. Wu, J. P. Noonan, G. Yang, and H. Jin, “Image encryption using the two-dimensional logistic chaotic map,” *Journal of Electronic Imaging*, vol. 21, no. 1, p. 013014, 2012.
- [36] T. Cho, S. Avidan, and W. Freeman, “A probabilistic image jigsaw puzzle solver,” in *IEEE Conference on Computer Vision and Pattern Recognition (CVPR)*, 2010, pp. 183–190.



Tatsuya Chuman received his B.Eng. degree from Toyo University, Japan in 2016. From 2016, he has been a Master course student at Tokyo Metropolitan University. His research interests are in the area of image processing.



Warit Sirichotedumrong received his B.Eng. and M.Eng. degrees from King Mongkut's University of Technology Thonburi, Thailand in 2014 and 2017, respectively. From 2017, he has been a Doctor course student at Tokyo Metropolitan University. His research interests are in the area of image processing.



Hitoshi Kiya received his B.E and M.E. degrees from Nagaoka University of Technology, in 1980 and 1982 respectively, and his Dr. Eng. degree from Tokyo Metropolitan University in 1987. In 1982, he joined Tokyo Metropolitan University, where he became a Full Professor in 2000. From 1995 to 1996, he attended the University of Sydney, Australia as a Visiting Fellow. He is a Fellow of IEEE, IEICE and ITE. He currently serves as President-Elect of APSIPA, and he served as Regional Directorat-Large for Region 10 of the IEEE Signal Processing Society from 2016 to 2017. He was also President of the IEICE Engineering Sciences Society from 2011 to 2012, and he served there as a Vice President and Editor-in-Chief for IEICE Society Magazine and Society Publications. He was Editorial Board Member of eight journals, including IEEE Trans. on Signal Processing, Image Processing, and Information Forensics and Security, Chair of two technical committees and Member of nine technical committees including APSIPA Image, Video, and Multimedia Technical Committee (TC), and IEEE Information Forensics and Security TC. He has organized a lot of international conferences, in such roles as TPC Chair of IEEE ICASSP 2012 and as General Co-Chair of IEEE ISCAS 2019. He has received numerous awards, including six best paper awards.