

Nonorientable, incompressible surfaces in punctured-torus bundles over S^1

JÓZEF H. PRZYTICKI

Dedicated to Maite Lozano on the occasion of her 70th birthday

ABSTRACT. We classify incompressible, ∂ -incompressible, nonorientable surfaces in punctured-torus bundles over S^1 . We use the ideas of Floyd, Hatcher, and Thurston. The main tool is to put our surface in the “Morse position” with respect to the projection of the bundle into the basis S^1 .

1 Introduction

This paper¹ is devoted to the classification, up to isotopy, of incompressible, ∂ -incompressible, nonorientable surfaces in punctured-torus bundles over S^1 . We also give a partial classification of nonorientable, incompressible (not necessary ∂ -incompressible) surfaces. In the proof we use the ideas of A.Hatcher and W.Thurston [4] and of W.Floyd and A.Hatcher [3]. The main tool is to put our surface in the “Morse position” with respect to the projection of the bundle into the basis S^1 . Then we make careful and very laborious analysis of critical points.

We work in the smooth category, however all the results can be proven in the PL category as well.

Definition 1.1 (a) *Let M be a 3-manifold and F a surface which is either properly embedded in M or contained in ∂M . We say that F is compressible in M if one of the following conditions is satisfied:*

¹The paper was the second part of the author’s doctoral dissertation prepared at Columbia University under the supervision of Professor Joan Birman [10]. Added for arXiv: After 38 years the paper has been published in Revista de la Real Academia de Ciencias Exactas, Físicas y Naturales. Serie A. Matemáticas (RCSM), pp: 1-26; First Online: 26 October 2018.

- (i) F is a 2-sphere which bounds a 3-cell in M , or
- (ii) F is a 2-cell and either $F \subset \partial M$ or there is a 3-cell $X \subset M$ such that $F \subset \partial X$ and $\partial X \subset (F \cup \partial M)$, or
- (iii) there is a 2-cell $D \subset M$ such that $D \cap F = \partial D$ and ∂D is not contractible in F .

We say that F is incompressible in M if it is not compressible.

- (b) Let F be a submanifold of a manifold M . We say that F is π_1 -injective in M if the inclusion induced homomorphism from $\pi_1(F)$ to $\pi_1(M)$ is an injection.
- (c) Let F be a surface properly embedded in a compact 3-manifold M , and $\partial_0 M$ a component of ∂M . We say that F is ∂ -incompressible along $\partial_0 M$ if there is no 2-disk $D \subset M$ such that: $\partial D \subset (\partial_0 M \cup F)$, $D \cap F = \alpha$ is an arc in ∂D , $D \cap \partial_0 M = \beta$ is an arc in ∂D . Furthermore $\alpha \cap \beta = \partial \alpha = \partial \beta$ and $\alpha \cup \beta = \partial D$, and α is not parallel to ∂F in F . We say that F is ∂ -incompressible in M if F is ∂ -incompressible along each component of ∂M .

2 Classification theorems.

In this chapter we prove our main theorem on the structure of incompressible surfaces in a punctured-torus bundle over a circle with a hyperbolic monodromy map. We start from the basic construction of Farey diagram which can be used to describe the action of the projective special linear group $PSL(2, \mathbb{Z})$ on the set of fractions $\mathbb{Q} \cup \infty$.

Definition 2.1

- (a) ([4, 3]) The following graph, W' , placed in a disc, is called the diagram of $PSL(2, \mathbb{Z})$ or the Farey diagram. The set of vertices of W' is the set $W = \mathbb{Q} \cup \{\infty\}$, where \mathbb{Q} is the set of rational numbers. Two vertices $\frac{p_1}{q_1}, \frac{p_2}{q_2} \in W$ are joined by an edge if and only if $\det \begin{pmatrix} p_1 & p_2 \\ q_1 & q_2 \end{pmatrix} = \pm 1$ (see Figure 2.1 (a)).

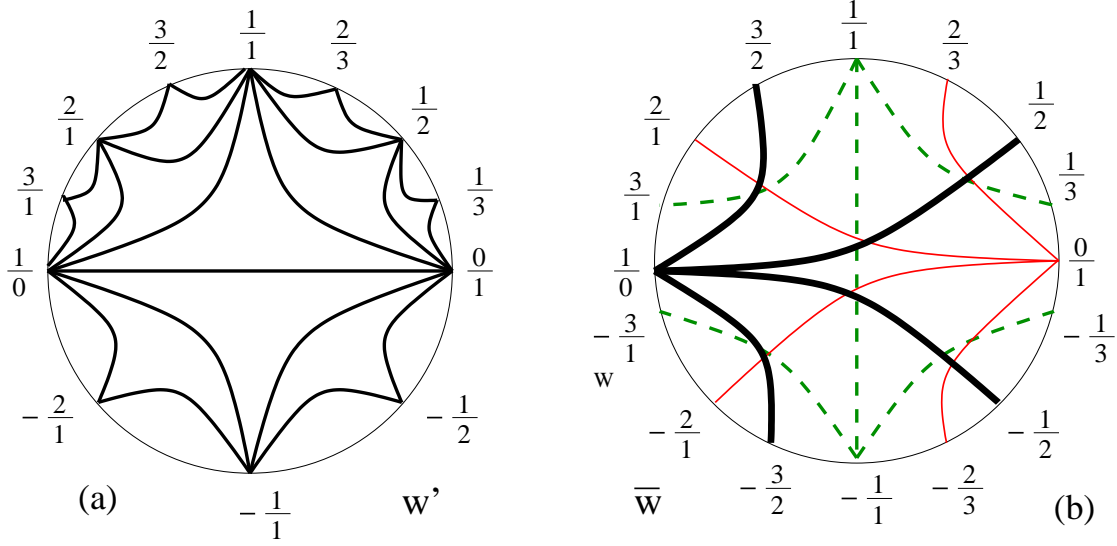


Figure 2.1

(b) Let $W_0 = \{\frac{p}{q} : p \text{ and } q \text{ are odd}\}$,

$W_1 = \{\frac{p}{q} : q \text{ is even}\}$,

$W_2 = \{\frac{p}{q} : p \text{ is even}\}$.

We define \overline{W} (respectively \overline{W}_0 , \overline{W}_1 , and \overline{W}_2) to be the graph with vertices W (resp. W_0 , W_1 and W_2) and such that two vertices $\frac{p_1}{q_1}$, $\frac{p_2}{q_2}$ in W (resp. W_0 , W_1 and W_2)

are joined by an edge if and only if $\det \begin{bmatrix} p_1 & p_2 \\ q_1 & q_2 \end{bmatrix} = \pm 2$ (see Figure 2.1 (b)).

We need the following, well-known fact, related, via Cayley graph, to the fact that matrices $\begin{bmatrix} 1 & 2 \\ 0 & 1 \end{bmatrix}$ and $\begin{bmatrix} 1 & 0 \\ 2 & 1 \end{bmatrix}$ generate a free subgroup of $PSL(2, \mathbb{Z})$ (for this classical result see e.g. [9], Sec. 2.3).

Proposition 2.2 *The graph \overline{W} is a forest of three connected components, that is: $\overline{W} = \overline{W}_0 \sqcup \overline{W}_1 \sqcup \overline{W}_2$ and \overline{W}_i ($i = 0, 1$, or 2) is a tree.*

Proof: The first part follows from the observation:

if $\det \begin{bmatrix} p_1 & p_2 \\ q_1 & q_2 \end{bmatrix} = \pm 2$ and $(p_i, q_i) = 1$ ($i = 1, 2$), then either p_1, p_2, q_1, q_2 are odd numbers or p_1 and p_2 are even or q_1 and q_2 are even. To prove the second part of

Proposition 2.2 consider the edge-path $\frac{1}{0}, \frac{1}{2}, \frac{p_3}{q_3}, \frac{p_4}{q_4}, \dots, \frac{p_n}{q_n}, \dots$ in \overline{W}_1 which is *minimal* (i.e. $\frac{p_{i+1}}{q_{i+1}} \neq \frac{p_{i-1}}{q_{i-1}}$). Then $p_i \leq p_{i+1}$ and $q_i < q_{i+1}$. This follows by induction on i . Namely $\frac{1}{0}$ and $\frac{1}{2}$ satisfy these inequalities and we have $\frac{p_{i+1}}{q_{i+1}} = \frac{p_{i-1}+2kp_i}{q_{i-1}+2kq_i} = \frac{|p_{i-1}+2kp_i|}{|q_{i-1}+2kq_i|}$ for some integer k depending on i , $k \neq 0$. For $k > 0$, $p_{i+1} = p_{i-1} + 2kp_i \geq p_i$, $q_{i+1} = q_{i-1} + 2kq_i > q_i$ and for negative k (say $-k = k' > 0$) we have $p_{i+1} = 2k'p_i - p_{i-1} \geq p_i$ and $q_{i+1} = 2k'q_i - q_{i-1} > q_i$. The above inequalities imply that no minimal edge path starting at $\frac{1}{0}, \frac{1}{2}$ contains a cycle. Generally \overline{W} does not contain any cycle by homogeneity of \overline{W} . Connectivity of \overline{W}_i ($i=0,1,2$) may be proved by induction. \square

The following known facts² can be formulated using a notion of a minimal edge-path in \overline{W} .

Theorem 2.3 *Let F be an incompressible surface in $T^2 \times I$, Then either*

- (a) *F is isotopic to a saturated annulus (i.e. annulus of type $(\gamma) \times I$ for some nontrivial simple closed curve γ in T^2), or*
- (b) *F is an annulus or torus parallel to the boundary, or*
- (c) *F is isotopic to a nonorientable manifold uniquely determined by two different slopes $\frac{p_0}{q_0}$ and $\frac{p_1}{q_1}$ where the determinant of $\begin{bmatrix} p_0 & p_1 \\ q_0 & q_1 \end{bmatrix}$ is even and $F \cap (T^2 \times \{i\})$ is a curve of slope $\frac{p_i}{q_i}$ ($i=0,1$). The genus of such a surface³ is equal to the period of the minimal edge-path from $\frac{p_0}{q_0}$ to $\frac{p_1}{q_1}$ in \overline{W} .*

Remark 2.4 *In the case of a surface which is nonorientable and an isotopy whose restriction to the boundary is the identity we have to know additionally the intersection number modulo 2 of F with the arc $\{*\} \times I$, where $\{*\}$ is a fixed point on T^2 , to determine F .*

Corollary 2.5 *Each incompressible, non-parallel to the boundary surface in a solid torus $S^1 \times D^2$ is determined, up to isotopy by a slope $\frac{p}{q} \in W_1$. The genus of such a*

²In some form one can find it in [1, 16]; it is also written in my PhD thesis [10] and in [6].

³If F is a connected sum of k copies of a projective space and b discs ($F = \#_k RP^2 \# \#_b D^2$) then we say that F has genus k and b boundary components. In particular, the Klein bottle has genus 2.

surface is equal to the period of the minimal edge-path from $\frac{1}{0}$ to $\frac{p}{q}$. If the period is > 0 then the surface is nonorientable and ∂ -compressible.

Corollary 2.6 ([1],[16]). *Let $L(q, p)$ be a lens space. Then*

- (i) *if q is odd then $L(q, p)$ does not contain any incompressible surface,*
- (ii) *if q is even then $L(q, p)$ contains exactly one incompressible surface, which is nonorientable, and of genus equal to the period of the minimal edge-path joining $\frac{1}{0}$ to $\frac{p}{q}$ in \overline{W}_1 .*

Proposition 2.7 *Let M be an irreducible 3-manifold, and F a closed, 2-sided, incompressible surface in $\text{int}M$. Let M' be a manifold obtained from M cut open along F (M' may be connected or not), and $F' = F_1 \sqcup F_2$ “a trace” of F in M' . Let S be a properly embedded surface in M , which is transverse to F .*

Further, let S' be a surface obtained from S by cutting open M along F (that is we delete F and compactify $M - F$ by two copies of F). Then:

- (a) *If S' is incompressible in M' and ∂ -incompressible along F' then S is incompressible in M .*
- (a') *If S' is incompressible, ∂ -incompressible in M' then S is incompressible, ∂ -incompressible in M .*
- (b) *If S is incompressible in M and M' has two components (M_1 and M_2) then S can be deformed by isotopy in such a way (the new embedding is still denoted by S) that S' is incompressible and $S' \cap M_1$ is ∂ -incompressible along $F' \cap M_1$. If we assume additionally that S is ∂ -incompressible, we can conclude also that $S' \cap M_1$ is ∂ -incompressible.*

If ∂M consists of tori, Proposition 2.7 and Theorem 2.3 give us:

Proposition 2.8 *Let M be a compact, irreducible 3-manifold with ∂M equal to a collection of tori T_1, \dots, T_k . Let V_1, \dots, V_k be small regular neighborhoods of T_1, \dots, T_k and $M' = M - \text{int} \bigcup_{i=1}^k V_i$ (M' is homeomorphic to M and V_i to $T^2 \times [0, 1]$ for each i). Then each incompressible, non-parallel to the boundary surface S ($\partial S \neq \emptyset$)*

properly embedded in M can be obtained by gluing together an incompressible, ∂ -incompressible, non-parallel to the boundary surface in M' , and incompressible, non-parallel to the boundary surfaces in V_1, \dots, V_k (they are described in Theorem 2.3). In particular, if in addition S is orientable or has more than one boundary component on each T_i , then S is ∂ -incompressible (see [18]).

The converse to Proposition 2.8 is false, i.e. even if S allows a decomposition as above it could be compressible (see Example 3.1).

Now, we will use the above ideas to classify nonorientable, incompressible, ∂ -incompressible surfaces in a punctured-torus bundle over S^1 (compare remarks in the preliminary version of [3] circulating around 1980 when I was a PhD student at Columbia).

First we introduce some models and constructions.

Let F be a torus with a hole. We will use two standard models for F :

- (a) either as a square with the opposite edges identified and a hole cut in the middle, or
- (b) as a square $[-1, 1] \times [-1, 1]$ with corners cut and the level $x = -1$ identified with the level $x = 1$, and the level $y = -1$ identified with the level $y = 1$ (Figure 2.2)

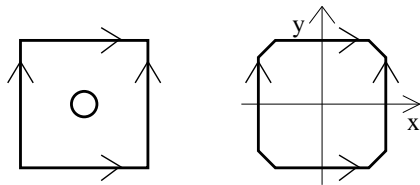


Figure 2.2; two models for a torus with a hole

Similarly we will use two “cube” models for $F \times I$ as a product with interval of models of F ; see Figure 2.3.

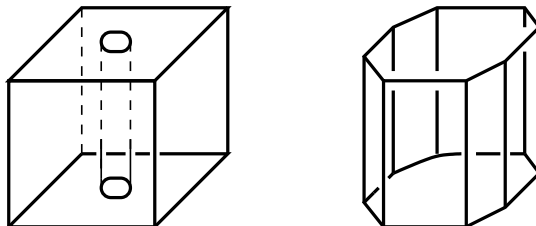


Figure 2.3; two models for a product $F \times [0, 1]$.

If a surface S is embedded in $F \times I$ such that the restriction of the natural projection $p : F \times I \rightarrow I$ to S (that is $p|_S$) is a Morse function, then instead of drawing a saddle we will schematically draw the projection of S in the neighborhood of the saddle onto the level of the saddle (See Figures 2.4, 2.5 or 2.6).

From now on, we assume that each monodromy map ϕ is of the form $\phi = \pm \begin{bmatrix} a & b \\ c & d \end{bmatrix}$ where $a, b, c, d \geq 0$ (each hyperbolic matrix is conjugate to a matrix of such a form).

Recall that elements of $SL(2, Z)$ can be divided into three classes depending on its trace:

- (e) elliptic if $|tr(\phi)| < 2$,
- (p) parabolic if $|tr(\phi)| = 2$,
- (h) hyperbolic if $|tr(\phi)| > 2$, or equivalently ϕ has two different real eigenvalues.

Construction 2.9 Let $\phi : F \rightarrow F$ be a self-homeomorphism of F ,

defined by $A = \begin{bmatrix} a & b \\ c & d \end{bmatrix} \in SL(2, Z)$, i.e. A takes a vector $\begin{pmatrix} y \\ x \end{pmatrix}$ to $\begin{pmatrix} ay+bx \\ cy+dx \end{pmatrix}$

(in particular the slope $\frac{1}{0}$ to $\frac{a}{c}$ and the slope $\frac{0}{1}$ to $\frac{b}{d}$).

Let γ be an edge-path edge-path in \overline{W} (minimal or not) with the successive vertices $\dots, \frac{a_{-1}}{b_{-1}}, \frac{a_0}{b_0}, \frac{a_1}{b_1}, \dots$. Assume that γ is ϕ -invariant, with period k , that is $\phi(\frac{a_i}{b_i}) = \frac{a_{i+k}}{b_{i+k}}$ for all i . Now to each such ϕ -invariant edge-path γ , we associate the family of surfaces in $M_\phi = F \times \mathbb{R}/\sim$ where $(x, t) \sim (\phi(x), t + 1)$.

- (a) First construct surface \tilde{S}_γ in $F \times \mathbb{R}$. Let $F_t = F \times \{t\}$
 $\tilde{S}_\gamma \cap F_{i/k} =$ the standard circle of slope $\frac{a_i}{b_i}$. The saddles are
on the levels $\frac{1}{k}(i + \frac{1}{2})$, for all i .

Consider a saddle with the slope $\frac{1}{0}$ below the critical point and the slope $\frac{1}{2}$ above the critical point (Figure 2.4):

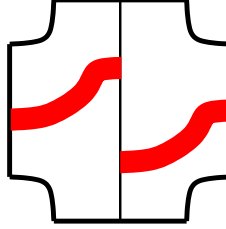


Figure 2.4; the saddle is changing a circle of slope $\frac{1}{0}$ to a circle of slope $\frac{1}{2}$

The saddle between $\frac{a_i}{b_i}$ and $\frac{a_{i+1}}{b_{i+1}}$ in \tilde{S}_γ is obtained from that in Figure 2.4 by applying the homeomorphism given by a linear isomorphism which takes the slopes $\frac{1}{0}$ to $\frac{a_i}{b_i}$ and $\frac{1}{2}$ to $\frac{a_{i+1}}{b_{i+1}}$. Now we define a surface $S_\gamma^c = \tilde{S}_\gamma / \phi$, in a punctured-torus bundle over S^1 with monodromy ϕ .

- (b) Let S_γ^∂ be a surface obtained from S_γ^c by modifying S_γ^c between levels F_0 and $F_{\frac{1}{2k}}$ by adding one saddle and one horizontal boundary component; see Figure 2.5 (compare Observation 2.18).

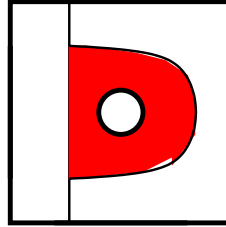


Figure 2.5; adding a saddle and a horizontal boundary component

As will be shown later, in Observation 2.19, S_γ^∂ is incompressible but not ∂ -incompressible.

Construction 2.10 We will define a surface $S_\gamma(\varepsilon_1, \dots, \varepsilon_k)$ associated to a ϕ -invariant edge-path γ (minimal or not) in \overline{W} of period k , and an element $(\varepsilon_1, \varepsilon_2, \dots, \varepsilon_k) \in (\mathbb{Z}_2)^k$.

Let $\dots, \frac{a_{-1}}{b_{-1}}, \frac{a_0}{b_0}, \frac{a_1}{b_1}, \dots$ be the successive vertices of γ with $\phi(\frac{a_i}{b_i}) = \frac{a_{i+k}}{b_{i+k}}$, and $\varepsilon_{k+i} = \varepsilon_i$, for all i . First we construct surface $\tilde{S}_\gamma(\varepsilon_1, \dots, \varepsilon_k)$ in $F \times \mathbb{R}$. $\tilde{S} \cap F_{\frac{i}{k}} =$ the standard

S_γ nonorientable).

Definition 2.11 We define, here, a new graph, which we call the special graph. The set of vertices of the special graph consists of ordered pairs of slopes $(\frac{a}{b}, \frac{c}{d})$ which satisfy: $\det \begin{bmatrix} a & c \\ b & d \end{bmatrix} = \pm 1$. Two vertices $(\frac{a_1}{b_1}, \frac{c_1}{d_1})$ and $(\frac{a_2}{b_2}, \frac{c_2}{d_2})$ are joined by an edge if and only if either

$$(i) \frac{a_1}{b_1} = \frac{a_2}{b_2} \text{ and } \det \begin{bmatrix} c_1 & c_2 \\ d_1 & d_2 \end{bmatrix} = \pm 2, \text{ or}$$

$$(ii) \frac{c_1}{d_1} = \frac{c_2}{d_2} \text{ and } \det \begin{bmatrix} a_1 & a_2 \\ b_1 & b_2 \end{bmatrix} = \pm 2.$$

An edge-path γ in the special graph defines two edge-paths in the graph \overline{W} . Namely if

$$\gamma = \dots, (\frac{a_1}{b_1}, \frac{c_1}{d_1}), (\frac{a_2}{b_2}, \frac{c_2}{d_2}), \dots \text{ then}$$

$$\gamma_1 = \dots, \frac{a_1}{b_1}, \frac{a_2}{b_2}, \frac{a_3}{b_3}, \dots \text{ and } \gamma_2 = \dots, \frac{c_1}{d_1}, \frac{c_2}{d_2}, \frac{c_3}{d_3}, \dots$$

(we allow here, for simplicity, repetitions of consecutive slopes).

We say that an edge-path γ in the special graph is minimal if the associated edge-paths γ_1 and γ_2 are minimal in \overline{W} . We say that γ is ϕ -invariant if $\phi(\gamma) = \gamma$ or $-\gamma$ ($-\gamma$ is obtained from γ by changing the order of slopes in each vertex of γ).

Construction 2.12 We define a surface, S_γ^{sp} , associated to a ϕ -invariant (minimal or not) edge path γ in the special graph.

Let k be a period of γ (i.e. $\phi((\frac{a_i}{b_i}, \frac{c_i}{d_i})) = (\frac{a_{i+k}}{b_{i+k}}, \frac{c_{i+k}}{d_{i+k}})$ for all i ,

or $\phi((\frac{a_i}{b_i}, \frac{c_i}{d_i})) = (\frac{c_{i+k}}{d_{i+k}}, \frac{a_{i+k}}{b_{i+k}})$ for all i). First construct

surface \tilde{S}_γ^{sp} in $F \times \mathbb{R}$. Let $F_t = F \times \{t\}$. $\tilde{S}_\gamma^{sp} \cap F_{\frac{i}{k}}$ consists of two arcs: one of them of slope $\frac{a_i}{b_i}$ and the other of slope $\frac{c_i}{d_i}$. The saddles are on the levels $\frac{1}{k}(i + \frac{1}{2})$, for all i .

Consider the following saddle (invariant under the matrix $-Id = \begin{bmatrix} -1 & 0 \\ 0 & -1 \end{bmatrix}$):

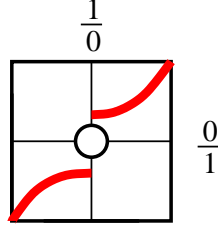


Figure 2.7; There are two arcs of slopes $\frac{1}{0}$ and $\frac{0}{1}$ under the saddle,
and two arcs of slopes $\frac{1}{2}$ and $\frac{0}{1}$ above the saddle

The saddle (in \tilde{S}_γ^{sp}) associated to an edge $(\frac{a_i}{b_i}, \frac{c_i}{d_i})(\frac{a_{i+1}}{b_{i+1}}, \frac{c_{i+1}}{d_{i+1}})$ is obtained from that on Figure 2.7 by applying the homeomorphism defined by the linear isomorphism given by:

(i) if the edge is of the type (i) of Definition 2.11:

the slope of $\frac{0}{1}$ is taken to $\frac{a_i}{b_i}$, $\frac{1}{0}$ to $\frac{c_i}{d_i}$ and $\frac{1}{2}$ to $\frac{c_{i+1}}{d_{i+1}}i = \frac{c_i+2a_i}{d_i+2b_i}$;

(ii) if the edge is of the type (ii) of Definition 2.11:

the slope of $\frac{0}{1}$ is taken to $\frac{c_i}{d_i}$, $\frac{1}{0}$ to $\frac{a_i}{b_i}$ and $\frac{1}{2}$ to $\frac{a_{i+1}}{b_{i+1}} = \frac{a_i+2c_i}{a_i+2d_i}$.

Now we define $S_\gamma^{sp} = \tilde{S}_{\gamma/\phi}^{sp}$. If $\phi(\gamma) = \gamma$ then S_γ^{sp} consists of two components and if $\phi(\gamma) = -\gamma$ then S_γ^{sp} is connected.

Let γ be a ϕ -invariant edge-path in the special diagram with $\phi(\gamma) = -\gamma$. γ uniquely determines ϕ^2 -invariant edge-paths γ'_1 and γ'_2 in the diagram of $PSL(2, \mathbb{Z})$: if $\gamma = \dots, (\frac{a_0}{b_0}, \frac{c_0}{d_0}), (\frac{a_1}{b_1}, \frac{c_1}{d_1}), \dots, (\frac{a_k}{b_k}, \frac{c_k}{d_k}), \dots$ where $\phi(\frac{a_i}{b_i}, \frac{c_i}{d_i}) = (\frac{c_{i+k}}{d_{i+k}}, \frac{a_{i+k}}{b_{i+k}})$, then $\gamma'_1 = \dots, \frac{a'_0}{b'_0}, \frac{a'_1}{b'_1}, \dots, \frac{a'_{2k}}{b'_{2k}}, \dots$ where

$$\frac{a'_i}{b'_i} = \begin{cases} \frac{a_i}{b_i} & \text{when } 0 \leq i \leq k, \\ \frac{c_{i-k}}{d_{i-k}} & \text{when } k \leq i \leq 2k. \end{cases}$$

γ'_2 is defined similarly, using $-\gamma$ in the place of γ (so $\gamma'_2 = \phi(\gamma'_1)$). In fact $S_{\gamma'_1} \cup S_{\gamma'_2}$ is the boundary of a regular neighborhood of the (non-connected) lifting of S_γ^{sp} to M_{ϕ^2} .

Now we are ready to formulate our main theorem.

Theorem 2.13 *Let M_ϕ be a punctured-torus bundle over S^1 with a hyperbolic monodromy map ϕ (as in [3], for convenience, we shall usually not distinguish the open manifold M_ϕ from its natural compactification obtained by adding a boundary torus). Then:*

- (a) *Each closed, connected, incompressible surface in M_ϕ is either*
 - (i) *a torus parallel to the boundary, or*
 - (ii) *isotopic to one of nonorientable surfaces S_γ^c , where γ is a minimal, ϕ -invariant edge-path in \overline{W} .*
- (b) *Each connected, incompressible surface, S , in M_ϕ with ∂S parallel to the boundary of a fiber is either an annulus parallel to ∂M_ϕ , or*
 - (i) *isotopic to a fiber (then ∂ -incompressible), or*
 - (ii) *isotopic to one of nonorientable surfaces S_γ^∂ , where γ is a minimal, ϕ -invariant edge-path in \overline{W} .*
- (c) *Each connected, incompressible, ∂ -incompressible surface, S , in M_ϕ with $\partial S (\neq \emptyset)$ transverse to each fiber is either*
 - (i) *isotopic to one of the surfaces S_γ indexed by a minimal, ϕ -invariant edge-path γ in the diagram of $PSL(2, \mathbb{Z})$, or to $\bar{S}_\gamma == \partial N(S_\gamma)$ (where $N(S_\gamma)$ is a tubular neighborhood of S_γ ,) where the period of γ is odd and γ is minimal and ϕ -invariant in the diagram of $PSL(2, \mathbb{Z})$, or*
 - (ii) *isotopic to one of the surfaces $S_\gamma(\varepsilon_1, \dots, \varepsilon_k)$, where γ is a minimal ϕ -invariant edge-path in \overline{W} , or*
 - (iii) *isotopic to a surface S_γ^{sp} associated to a minimal, ϕ -invariant edge-path γ in the special graph with $\phi(\gamma) = -\gamma$.*

Definition 2.14 *Consider a symbol $\gamma[\varepsilon_1, \dots, \varepsilon_k]$ where γ is a minimal, ϕ -invariant edge-path in \overline{W} of period k and $[\varepsilon_1, \dots, \varepsilon_k] \in (\mathbb{Z}_2)^k$. This symbol uniquely determines*

a ϕ -invariant (minimal or not) edge-path γ' in the diagram of $PSL(2, \mathbb{Z})$:

If γ is defined by a sequence $\dots \frac{a_{-2}}{b_{-2}}, \frac{a_0}{b_0}, \frac{a_2}{b_2}, \dots, \frac{a_{2k}}{b_{2k}}, \dots$ where

$\phi(\frac{a_i}{b_i}) = \frac{a_{i+2k}}{b_{i+2k}}$, then γ' is defined by the sequence of vertices $\dots \frac{a_{-1}}{b_{-1}}, \frac{a_0}{b_0}, \dots, \frac{a_{2k-1}}{b_{2k-1}}, \frac{a_{2k}}{b_{2k}}, \dots$ where

$$\frac{a_{2i+1}}{b_{2i+1}} = \begin{cases} \frac{\frac{1}{2}(a_{2i+2}-a_{2i})}{\frac{1}{2}(b_{2i+2}-b_{2i})} & \text{if } \varepsilon_{i+1} = 0 \\ \frac{\frac{1}{2}(a_{2i+2}+a_{2i})}{\frac{1}{2}(b_{2i+2}+b_{2i})} & \text{if } \varepsilon_{i+1} = 1. \end{cases}$$

This formula is valid for $\frac{a_{2i}}{b_{2i}}, \frac{a_{2i+2}}{b_{2i+2}} \geq 0$. We use the assumption that γ' is ϕ -invariant, to get all vertices of γ' (compare the remark before Construction 2.9). In fact γ' is associated with the boundary of a regular neighborhood of $S_\gamma(\varepsilon_1, \dots, \varepsilon_k)$ in M_ϕ .

In considerations below, we consider a part of γ in one period with vertices $\frac{a_i}{b_i} \geq 0$.

Let $\sigma_i =$

$$\begin{cases} 1 & \text{if } \frac{a_{2i+2}}{b_{2i+2}} > \frac{a_{2i}}{b_{2i}} \text{ i.e. the edge } \frac{a_{2i}}{b_{2i}}, \frac{a_{2i+2}}{b_{2i+2}} \text{ goes to the left in the diagram of } PSL(2, \mathbb{Z}) \\ -1 & \text{if } \frac{a_{2i+2}}{b_{2i+2}} < \frac{a_{2i}}{b_{2i}} \text{ i.e. the edge } \frac{a_{2i}}{b_{2i}}, \frac{a_{2i+2}}{b_{2i+2}} \text{ goes to the right in the diagram of } PSL(2, \mathbb{Z}). \end{cases}$$

To complete the definition we introduce an equivalence relation among symbols

$\gamma[\varepsilon_1, \dots, \varepsilon_k]$ by elementary equivalences:

$$\gamma[\varepsilon_1, \dots, \varepsilon_i, \varepsilon_{i+1}, \dots, \varepsilon_k] \sim \gamma[\varepsilon_1, \dots, 1 - \varepsilon_i, 1 - \varepsilon_{i+1}, \dots, \varepsilon_k]$$

if $\frac{a_{2i+2}}{b_{2i+2}} = \frac{a_{2i-2} \pm 2a_{2i}}{b_{2i-2} \pm 2b_{2i}}$ and either

(i) $\varepsilon_i = \varepsilon_{i+1} = 0$ and $\sigma_{i-1} = -\sigma_i$ or

(ii) $\varepsilon_i = 1 - \varepsilon_{i+1}$ and $\sigma_{i-1} = \sigma_i$.

Example 2.15 (Compare [4]) Consider a pair of consecutive essential saddles of a surface $S_\gamma(\varepsilon_1, \dots, \varepsilon_k)$ with γ a minimal, invariant edge-path in \overline{W} . Suppose the relative heights of these two saddles can be reversed by an isotopy of the surface supported between the levels slightly below the first saddle and slightly above the second, which does not introduce any other critical points. If the two saddles are put on the same level, then there are only three possible configurations, up to level preserving isotopy and change of coordinates (Figure 2.8):

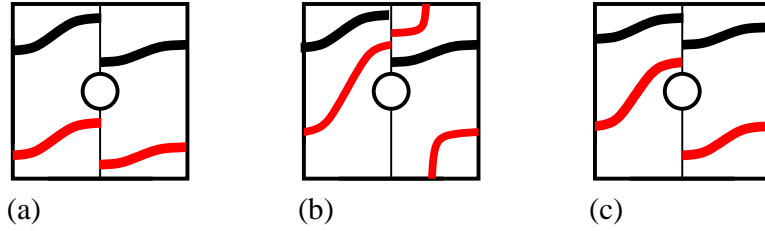
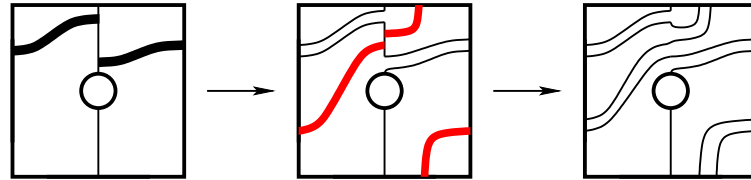


Figure 2.8; possibility of 2-saddles on the same level

(a) Symbol $\gamma[\varepsilon_1, \dots, \varepsilon_k]$ remains unchanged.

(b) The pictures change from



to

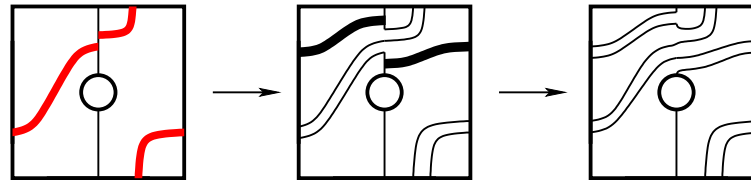
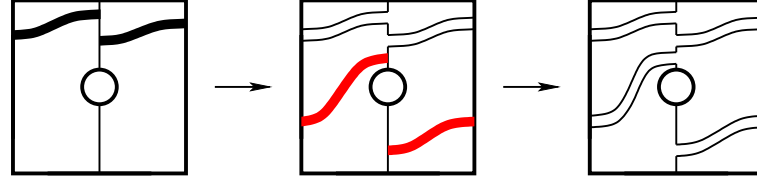


Figure 2.9; two orders of performing saddles from (b) of Figure 2.8

γ is not changed and the change of $[\varepsilon_1, \dots, \varepsilon_k]$ reflects the equivalence (i) from Definition 2.14.

(c) The pictures change from



to

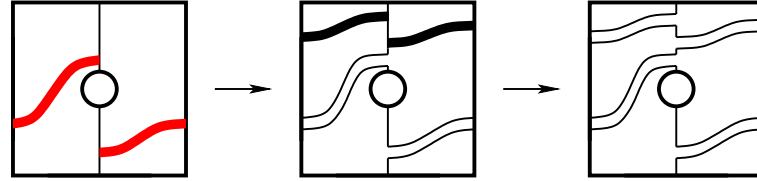


Figure 2.10; two orders of performing saddles from (c) of Figure 2.8

γ is not changed and the change of $[\varepsilon_1, \dots, \varepsilon_k]$ reflects the equivalence (ii) from Definition 2.14.

To complete Theorem 2.13, we need:

Proposition 2.16 *Let γ be a minimal, ϕ -invariant edge-path in either the diagram of $PSL(2, \mathbb{Z})$, or \overline{W} , or in the special graph.*

Then surfaces $S_\gamma, \bar{S}_\gamma, S_\gamma^c, S_\gamma^\partial, S_\gamma(\varepsilon_1, \dots, \varepsilon_k)$ and S_γ^{sp} are incompressible (if defined) and furthermore surfaces $S_\gamma, \bar{S}_\gamma, S_\gamma(\varepsilon_1, \dots, \varepsilon_k)$ and S_γ^{sp} are ∂ -incompressible. Two surfaces from the above are isotopic if and only if the following conditions are satisfied:

- (i) *the surfaces are associated with the same γ (up to sign, in the case of S_γ^{sp}),*
- (ii) *they are in the same class ($S_\gamma, \bar{S}_\gamma, S_\gamma^c, S_\gamma^\partial, S_\gamma(\varepsilon_1, \dots, \varepsilon_k)$ or S_γ^{sp}) and*
- (iii) *$[\varepsilon'_1, \dots, \varepsilon'_k] \sim [\varepsilon''_1, \dots, \varepsilon''_k]$ if we deal with surfaces of type $S_\gamma(\varepsilon_1, \dots, \varepsilon_k)$ (see Definition 2.14).*

Let $g(S)$ denote the genus of a surface S , $b(S)$ the number of boundary curves and $sl(S)$ the slope of ∂S . In this last case we have to establish a coordinate system of

$H_1(\partial M_\phi)$ to have slope well defined. The second generator, longitude, of $H_1(\partial M_\phi)$ is determined by the boundary of a fiber (with the clockwise orientation; see Figure 2.11). To define the first generator, meridian, of $H_1(\partial M_\phi)$ we have to consider two cases (taking into account the fact that for hyperbolic ϕ , $|tr(\phi)| > 2$):

- (a) $tr\phi > 0$; so ϕ has two positive eigenvalues. Then the restriction of ϕ to the boundary of a fiber (∂F is understood to be the set of angles) has four fixed points, say $\pm\alpha_1$ and $\pm\alpha_2$.

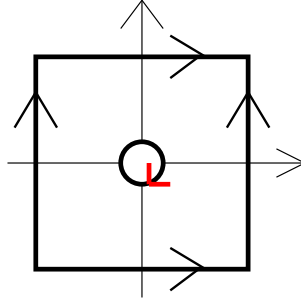


Figure 2.11; convention for orienting the longitude, that is the boundary of the fiber

Now the image, under projection $F \times \mathbb{R} \rightarrow M_\phi$, of the straight line in $\partial F \times \mathbb{R}$ which joins $(\alpha_1, 0)$ and $(\alpha_1, 1)$ is a circle which determines the first generator of $H_1(\partial M_\phi)$.

- (b) $tr\phi < 0$; so ϕ has two negative eigenvalues. Then the restriction of $-\phi$ to ∂F has four fixed points, say $\pm\alpha_1$ and $\pm\alpha_2$, so, in particular, $\phi(\alpha_1) = -\alpha_1$. Let λ be the curve in $\partial F \times \mathbb{R}$ given by the equation $z = e^{\pi i t}$ where $z \in \partial F$ and $t \in \mathbb{R}$ (so λ joins $(\alpha_1, 0)$ and $(-\alpha_1, 1)$ with a negative half twist with respect to the chosen orientation of ∂F). The image of λ under projection $F \times \mathbb{R} \rightarrow M_\phi$ determines the first generator of $H_1(\partial M_\phi)$. The slope of a curve on ∂M_ϕ is defined to be $\frac{\text{second coordinate of the curve}}{\text{first coordinate of the curve}}$.

Proposition 2.17 *The following table establishes dependences among γ (of period k), $b(S)$, $g(S)$, $sl(S)$. L (or L_γ) denotes the number of “left turns” in γ ; similarly R or (R_γ) denotes the number of “right turns” in γ (see Figure 3.1). Compare [3] Table 1 which we follow partially:*

S	k	$tr\phi$	$g(S)$	$b(S)$	$sl(S)$	$orientation$
S_γ	<i>odd</i>	<i>positive</i>	$k+1$	1	$\frac{L-R}{4}$	<i>nonorientable</i>
S_γ	<i>odd</i>	<i>negative</i>	$k+1$	1	$\frac{L-R+2}{4}$	<i>nonorientable</i>
S_γ	<i>even</i>	<i>positive</i>	$\frac{k}{2} - \frac{b(s)}{2} + 1$	$gcd(L-R, 4)$	$\frac{L-R}{4}$	<i>orientable</i>
S_γ	<i>even</i>	<i>negative</i>	$\frac{k}{2} - \frac{b(s)}{2} + 1$	$gcd(L-R+2, 4)$	$\frac{L-R+2}{4}$	<i>orientable</i>
\bar{S}_γ	<i>odd</i>	<i>positive</i>	k	2	$\frac{L-R}{4}$	<i>orientable</i>
\bar{S}_γ	<i>odd</i>	<i>negative</i>	k	2	$\frac{L-R+2}{4}$	<i>orientable</i>
S_γ^c	<i>any</i>	<i>any</i>	$2+k$	0	<i>none</i>	<i>nonorientable</i>
S_γ^∂	<i>any</i>	<i>any</i>	$2+k$	1	$\frac{1}{0}$	<i>nonorientable</i>
$S_\gamma(\varepsilon_1, \dots, \varepsilon_k)$	<i>any</i>	<i>positive</i>	$k+2-b(S)$	$gcd((\sum \sigma_i \varepsilon_i), 2)$	$\frac{\sum_{i=1}^k \sigma_i \varepsilon_i}{2}$	<i>nonorientable</i>
$S_\gamma(\varepsilon_1, \dots, \varepsilon_k)$	<i>any</i>	<i>negative</i>	$k+2-b(S)$	$gcd((\sum \sigma_i \varepsilon_i) + 1, 2)$	$\frac{(\sum_{i=1}^k \sigma_i \varepsilon_i) + 1}{2}$	<i>nonorientable</i>
S_γ^{sp} <i>with</i>	<i>any</i>	<i>positive</i>	$k+2-b(S)$	$\frac{gcd(L_{\gamma'_1} - R_{\gamma'_1}, 4)}{2}$	$\frac{L_{\gamma'_1} - R_{\gamma'_1}}{8}$	<i>nonorientable</i>
$\phi(\gamma) = -\gamma$	<i>any</i>	<i>negative</i>	$k+2-b(S)$	$\frac{gcd(L_{\gamma'_1} - R_{\gamma'_1}, 4)}{2}$	$\frac{L_{\gamma'_1} - R_{\gamma'_1} + 4}{8}$	<i>nonorientable</i>

Table 2.1

We are now ready to continue our proof of Theorem 2.13.

Proof: (a) Let S be a closed, incompressible surface in M_ϕ . We may assume that the projection of S to S^1 , the base of the bundle $M_\phi \rightarrow S^1$, is a Morse function (with all critical points in distinct fibers). Let F_t ($t \in S^1$) be a fiber transverse to S . The circles of $S \cap F_t$ can be of three types:

- (i) trivial - bounding a disc in F_t , or
- (ii) peripheral - isotopic to ∂F_t , or
- (iii) essential - representing a non-zero class in $H_1(F_t)$.

If an essential circle represents $\pm(p, q) \in H_1(F_t)$ (with respect to some chosen basis for $H_1(F_t)$), we call $\frac{q}{p} \in \mathbb{Q} \cup \frac{1}{0}$ the slope of the essential circle. Since ϕ is

hyperbolic, no slope can be invariant under ϕ , and the only possibility of changing slope (without passing by a level without an essential circle in $F_t \cap S$) is using a saddle of type:

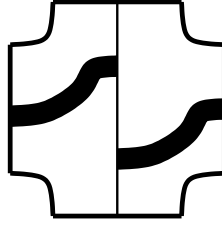


Figure 2.12; a saddle between $\frac{q_i}{p_i} = \frac{1}{0}$ and $\frac{q_{i+1}}{p_{i+1}} = \frac{1}{2}$

This saddle could occur if above and below the saddle (near the level of the saddle) there is exactly one curve of nontrivial slope (Figure 2.12).

Furthermore the slopes satisfy $\det \begin{bmatrix} q_i & q_{i+1} \\ p_i & p_{i+1} \end{bmatrix} = \pm 2$, where $\frac{q_i}{p_i}$ is the slope of S below the saddle and $\frac{q_{i+1}}{p_{i+1}}$ above it.

So we have two possibilities:

1. The slope is undefined in some level F_{t_0} ; that is $F_{t_0} \cap S$ has no essential circle. Now, the proof as in [3] works even in the case of nonorientable surfaces. The case 1. describes tori which are parallel to the boundary.
2. The slope is defined on each level.

We call a saddle essential if the slope does in fact change (the only possible type of essential saddle is sketched in Figure 2.12). In fibers F_t near an essential saddle trivial circles can be eliminated by isotopy of S . Let F_{t_1}, \dots, F_{t_k} be levels just below essential saddles, and $F_{t'_1}, \dots, F_{t'_k}$, just above essential saddles. We assume that there are no more saddles between F_{t_i} and $F_{t'_i}$. Let $n = \sum n_i$ where n_i is the number of peripheral circles in $F_{t_i} \cap S$. We prove Theorem 2.13 (a) by induction on n .

- I. Let $n = 0$. We present the region between $F_{t'_i}$ and $F_{t_{i+1}}$ as a cube with opposite lateral faces identified and the open neighborhood of the central vertical axis deleted (Figure 2.13). We can

assume that circles of $F_{t'_i} \cap S$ and $F_{t_{i+1}} \cap S$ have slope $\frac{1}{0}$ and, because $n = 0$, both are disjoint from the rectangle R of Figure 2.13 (a).

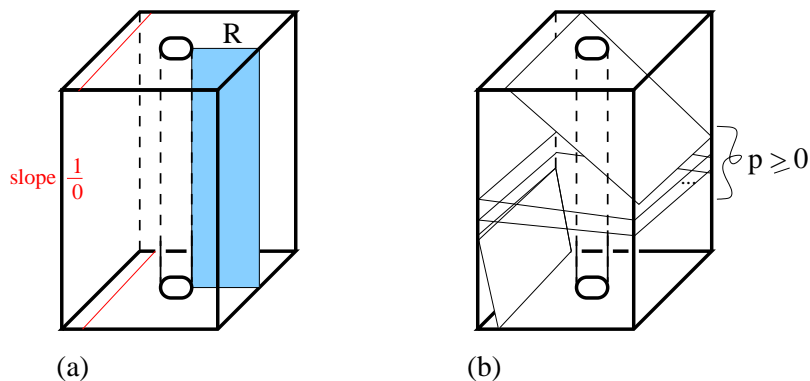


Figure 2.13; region between $F_{t'_i}$ and $F_{t_{i+1}}$

Trivial circles of the intersection of S and a lateral face can be eliminated by isotopy of S . An arc with endpoints on the same vertical edge can be eliminated too. So, we have the situation as in Figure 2.13 (b).

Now we consider $R \cap S$. Again, the circles of $R \cap S$ can be eliminated; and the arcs with the endpoints on the right edge of R can be eliminated too (Figure 2.14).

Thus we can assume that $R \cap S = \emptyset$.

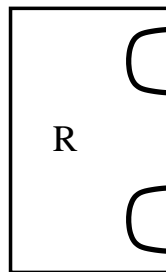


Figure 2.14; intersection of a surface with the rectangle R

Therefore we can conclude that no saddle occurs between $F_{t'_i}$ and $F_{t_{i+1}}$. This ends the proof of the case when $n = 0$.

II. Now let us assume that for each number less than $n > 0$ Theorem 2.13

(a) is proven.

Consider an embedded surface S with the number of peripheral circles equal to n . We will isotope S to decrease n . Analyzing the situation, as before, we have:

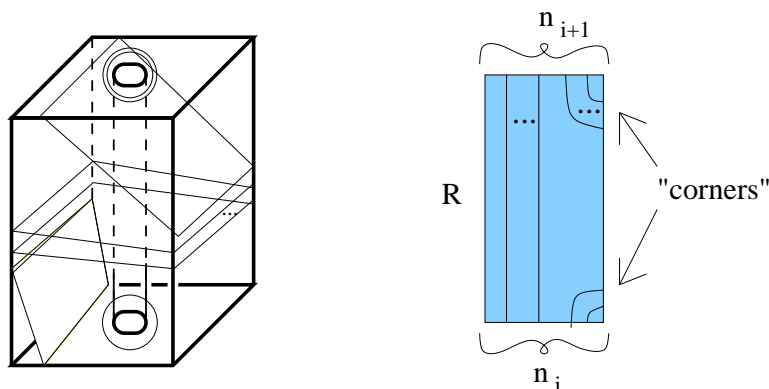


Figure 2.15; S with n peripheral circles; R with corners

If S is connected and $n > 0$, then for some i the corresponding R must contain a "corner". The corner arc gives the following saddle, Figure 2.16(b), which we will push in the direction of the corner.

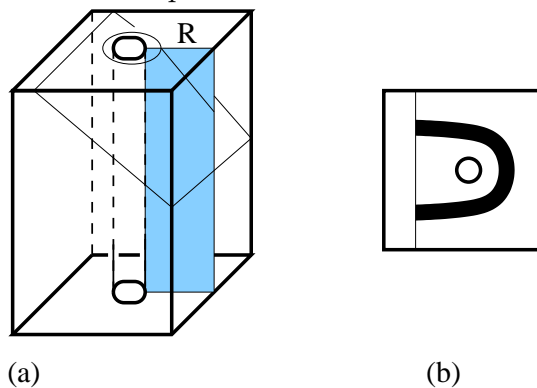


Figure 2.16; a corner in R and the corresponding unessential saddle

Now we apply the fact that such a saddle commutes with an essential saddle (Figure 2.17) to decrease n . We decrease n till all unessential saddles are in one box but then $n = 0$, otherwise S is compressible or not connected. If γ is not minimal then S_γ^C is easily seen to be compressible.

It ends the proof of Theorem 2.13 (a). \square

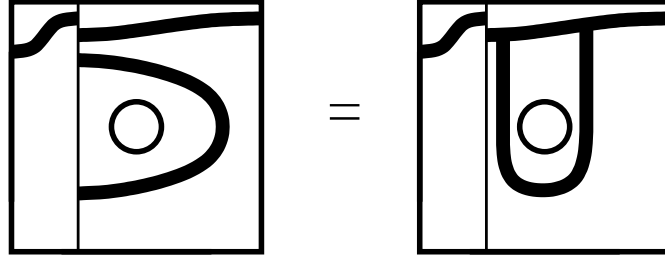


Figure 2.17; commuting saddles

Proof of Theorem 2.13 (b).

Let S be a connected, incompressible surface in M_ϕ with ∂S parallel to the boundary of a fiber. Considerations similar to those in case (a) lead us to conclusion that we can rearrange the saddles in such a way that all unessential saddles and boundary curves lie between some essential saddles, say s_1 and s_2 (in the case of only one essential saddle $s_1 = s_2$). Now if a pair of consecutive saddles looks as in Figure 2.18 (each of them “adds” one horizontal boundary component):

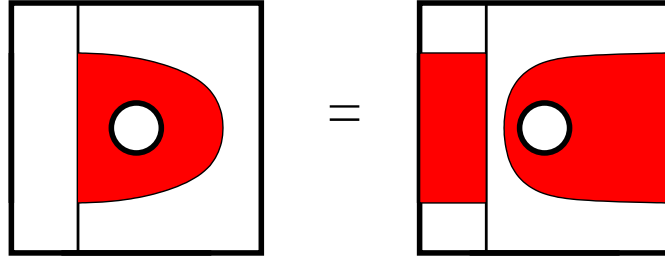


Figure 2.18;

then the surface is ∂ -compressible and therefore compressible (Proposition 2.8). Thus the region between essential saddles s_1 and s_2 looks as follows:

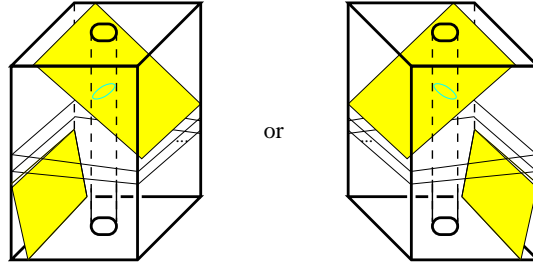


Figure 2.19; region between essential saddles

The following observations end the proof of Theorem 2.13 (b) (It will remain only to show that S_γ^∂ is compressible when γ is not minimal; but it is easy).

Observation 2.18 (*Changing of a direction of an unessential saddle*).

Consider a part of consecutive saddles (in $\tilde{S} \subset F \times \mathbb{R}$):

First of them (on the level $i + \frac{1}{2}$) is unessential, and “adds” a horizontal boundary component (Figure 2.20 (a)) and second (on the level $i + \frac{3}{2}$) is essential and changes the slope from $\frac{1}{0}$ to $\frac{1}{2}$ (Figure 2.20 (b)).

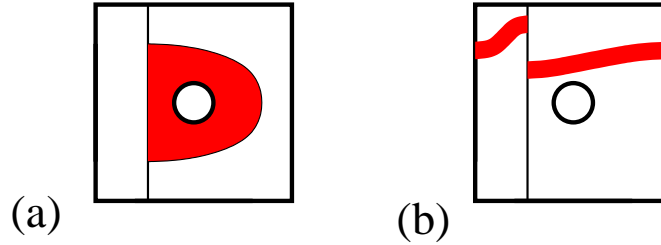


Figure 2.20;

Then \tilde{S} can be isotoped (the isotopy is the identity map outside the segment $F \times [i, i + 2]$) in such a way that the new position of \tilde{S} in $F \times [i, i + 2]$ is defined by the saddles:

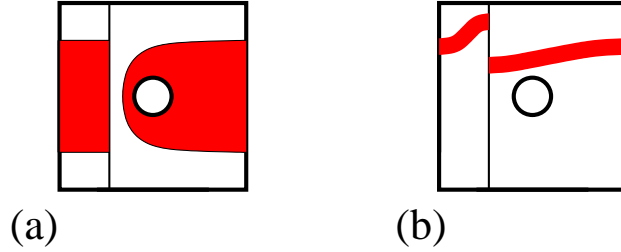


Figure 2.21; (a) on the level $i + \frac{1}{2}$ and (b) on the level $i + \frac{3}{2}$

The proof follows from the fact that one can change the order of the unessential saddle (Figure 2.20 (a) or 2.21 (a)) and the essential saddle (Figure 2.20 (b)); as shown in Figure 2.22.

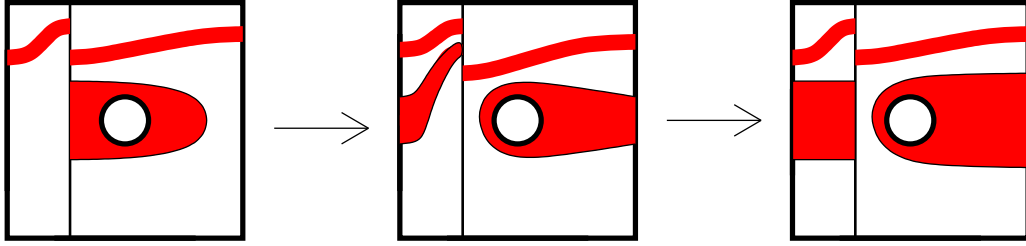


Figure 2.22;

Observation 2.19 *The surface S_γ^∂ is ∂ -compressible when γ is a minimal edge-path of positive period in \overline{W} . S_γ^∂ can be obtained from each surface of type $S_\gamma(\varepsilon_1, \dots, \varepsilon_k)$ with $b(S_\gamma(\varepsilon_1, \dots, \varepsilon_k)) = 1$ by construction described in Proposition 2.8. Namely: consider $S_\gamma(\varepsilon_1, \dots, \varepsilon_k) \subset M_\phi$ with $b(S_\gamma(\varepsilon_1, \dots, \varepsilon_k)) = 1$. $sl(S_\gamma(\varepsilon_1, \dots, \varepsilon_k))$ is of type $\frac{2m+1}{2}$.*

Consider S_0 , a Mobius band with a hole, embedded properly in $T^2 \times [0, 1]$ such that $S_0 \cap T^2 \times \{0\} =$ a curve of slope $\frac{2m+1}{2}$ and $S_0 \cap T^2 \times \{1\} =$ a curve of slope $\frac{1}{0}$. S_0 is incompressible (compare Theorem 2.3). Now we glue $(M_\phi, S_\gamma(\varepsilon_1, \dots, \varepsilon_k))$ with $(T^2 \times [0, 1], S_0)$ along $(\partial M_\phi, \partial S_\gamma(\varepsilon_1, \dots, \varepsilon_k))$ and $(T^2 \times \{0\}, T^2 \times \{0\} \cap S_0)$. The new manifold with $S_\gamma(\varepsilon_1, \dots, \varepsilon_k) \cup S_0$ embedded is

homeomorphic to $(M_\phi, S_\gamma^\partial)$ (see Figure 2.23).

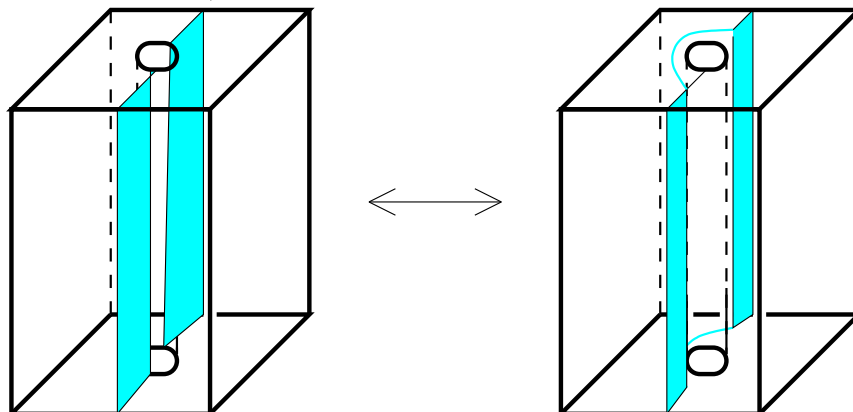


Figure 2.23;

Proof of Theorem 2.13 (c). Let $S \subset M_\phi$ be a compact, incompressible, ∂ -incompressible surface with $\partial S \neq \emptyset$, the circles of ∂S not being isotopic to fibers in ∂M_ϕ . Then S can be isotoped so that ∂S is transverse to the fibers in ∂M_ϕ and the bundle projection is a Morse function on S . In a non-critical fiber F_t , the arcs of $S \cap F_t$ must all be non-trivial in $H_1(F_t, \partial F_t)$, since a homologically trivial arc would bound a disk on F_t (so F would be ∂ -compressible).

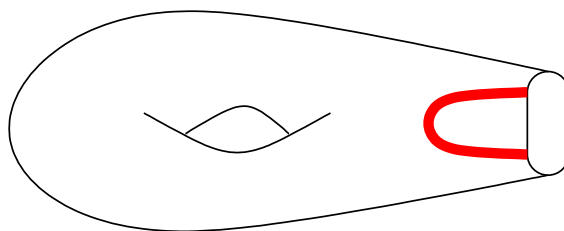


Figure 2.24; an arc parallel to the boundary of a fiber

The same number of arcs with a defined slope is on each non-critical level. As before ([3]) it can not happen that $S \cap F_t$ has three-slope configuration. So the only possible changes of slope are of type (for better visualization we draw two models of a punctured-torus):

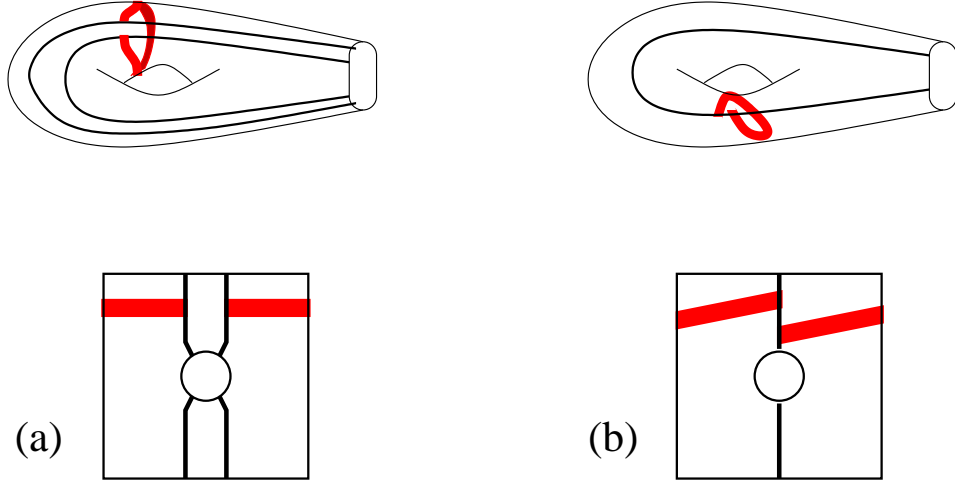


Figure 2.25; saddle (a) called an e -essential and (b) called o -essential saddle

If the number of curves (on each non-critical level and of each slope) is even then an o -essential saddle can not occur and we deal with the case (c)(i) of Theorem 2.13 studied in [3] (we allow S to be nonorientable). Let the number of the curves of some slope be odd. Because ϕ is hyperbolic, the o -essential saddle has to occur. We can eliminate circles (the only possible ones are trivial) near o -essential saddles by isotopy of S . Let F_{t_1}, \dots, F_{t_k} be levels just below o -essential saddles and $F_{t'_1}, \dots, F_{t'_k}$, just above the o -essential saddles. There are no more saddles between F_{t_i} and $F_{t'_i}$ ($i = 1, 2, \dots, k$). $F_{t_i} \cap S$ (resp $F_{t'_i} \cap S$) consists of one arc, say γ_i^- (resp. γ_i^+) of slope $\frac{a_i}{b_i}$ (resp. $\frac{a_{i+1}}{b_{i+1}}$), which plays a role in the i th saddle and k_i ($k_i \geq 0$) arcs of slope $\frac{a'_i}{b'_i}$ such that $|\det \begin{bmatrix} a_i & a'_i \\ b_i & b'_i \end{bmatrix}| = |\det \begin{bmatrix} a_{i+1} & a'_i \\ b_{i+1} & b'_i \end{bmatrix}| = 1$. ($\frac{a'_i}{b'_i}$ is not uniquely determined by $\frac{a_i}{b_i}$ and $\frac{a_{i+1}}{b_{i+1}}$; in fact $\frac{a'_i}{b'_i} = \frac{\frac{1}{2}(a_{i+1} \pm a_i)}{\frac{1}{2}(b_{i+1} \pm b_i)}$). Consider the region between $F_{t'_i}$ and $F_{t_{i+1}}$ (decomposed as a cube as in the proof of Theorem 2.13 (a) or (b)). After an appropriate choice of coordinates we can assume that $\frac{a_{i+1}}{b_{i+1}} = \frac{1}{0}$, $\frac{a'_i}{b'_i} = \frac{0}{1}$, and that $\frac{a'_{i+1}}{b'_{i+1}} = \frac{p}{1}$ (for some $p \geq 0$). See Figure 2.26.

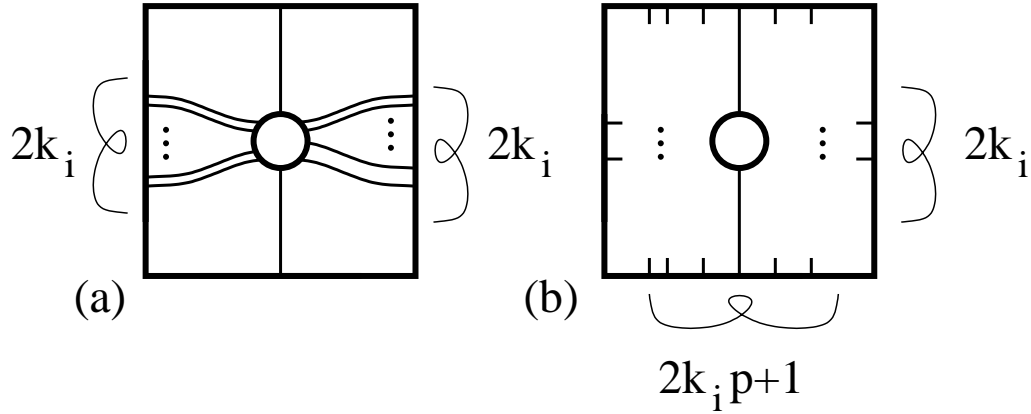


Figure 2.26; (a) $F_{t'_i}$ - the bottom face of the cube; (b) $F_{t_{i+1}}$ - the top face of the cube

Now we use the following observation.

If $\gamma, \gamma_1, \dots, \gamma_{2k}$ ($k \geq 0$) are (all) curves of a given slope in $S \cap F_t$ (for some noncritical level t) and γ lies in the middle of the curves (Figure 2.27), then if S_a is the nearest essential saddle to level F_t (from above or below) then either γ is not changed in S_a (it is always the case if $k > 0$) or S_a is o-essential. Furthermore the condition that γ is in the middle is preserved. From this observation and Proposition 2.1 of [3] it follows that, after isotopy, one can assume that in the region between $F_{t'_i}$ and $F_{t_{i+1}}$

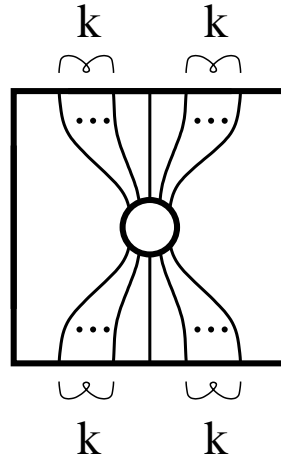


Figure 2.27;

the curve γ_i^+ (and γ_{i+1}^-) is not “involved” in any saddles. Therefore each connected component of the lifting of S to \tilde{S} in $F \times \mathbb{R}$ (which contains an o-saddle) is of the forms $\tilde{S}_\gamma(\varepsilon_1, \dots, \varepsilon_k)$. Now we have two possibilities for connected S :

- (i) on some (so each) non-critical level t , $F_t \cap S$ consists of one curve. Then we deal with the case (ii) of Theorem 2.13(c),
- (ii) on some (so each) non-critical level t , $F_t \cap S$ consists of two curves. Then two components of S are interchanged by ϕ and we deal with the case (iii) of Theorem 2.13(c).

The proof of Theorem 2.13(c) will be completed if we show that for a non-minimal γ , S is not incompressible, ∂ -incompressible.

Consider the case of $S_\gamma(\varepsilon_1, \dots, \varepsilon_k)$ with γ determined by vertices $\dots, \frac{a-1}{b-1}, \frac{a_0}{b_0}, \frac{a_1}{b_1}, \dots$. There are just two possibilities for successive o-saddles yielding $\frac{a_i}{b_i} = \frac{a_{i+2}}{b_{i+2}}$, up to a change of coordinates:

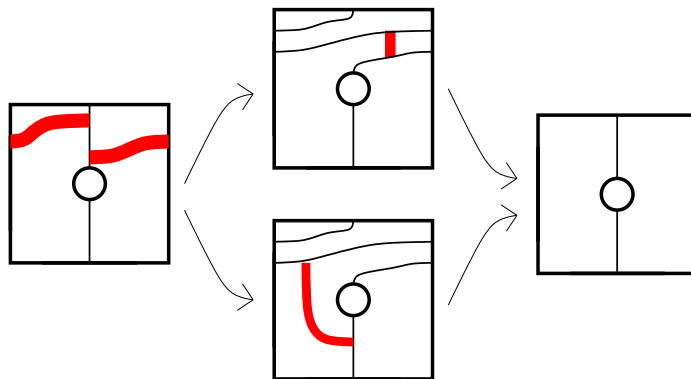
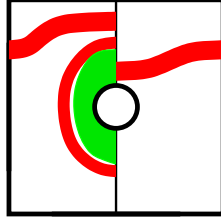


Figure 2.28; γ moving for and back

In the first of these two sequences, S is clearly compressible. In the second, S is ∂ -compressible. This can be seen after one puts both saddles on the same level (Figure 2.29).

Figure 2.29; ∂ -compressing disk

Consider the case of S_γ^{sp} . If γ is not minimal then γ_1 or γ_2 is not minimal. Then we can find consecutive vertices in γ such that $(\frac{a_i}{b_i}, \frac{c_i}{d_i}) = (\frac{a_{i+2}}{b_{i+2}}, \frac{c_{i+2}}{d_{i+2}})$ (assume for simplicity that the first slope is going for and back so the second is unchanged $\frac{c_i}{d_i} = \frac{c_{i+1}}{d_{i+1}} = \frac{c_{i+2}}{d_{i+2}}$). Because ϕ is hyperbolic so γ has the period at least 2. Therefore

the surface corresponding to $(\frac{a_i}{b_i}, \frac{c_i}{d_i}), (\frac{a_{i+1}}{b_{i+1}}, \frac{c_{i+1}}{d_{i+1}}), (\frac{a_{i+2}}{b_{i+2}}, \frac{c_{i+2}}{d_{i+2}})$ allows the obvious compressing disk which is a compressing disk of S_γ^{sp} (compare the upper part of Figure 2.28).

This ends the proof of Theorem 2.13; it still remains to prove Proposition 2.16.

Remark 2.20 *If we allow S to be disconnected then we can get more incompressible, ∂ -incompressible surfaces, for example surfaces S_γ^{sp} in M_ϕ with $\phi(\gamma) = \gamma$ (compare Example 3.1).*

Proof of Proposition 2.16:

(a) A case of a closed surface.

Consider the following properties of a closed, connected surface S_γ^c in M_ϕ :

- (i) Each circle of the intersection of S_γ^c with a non-critical fiber F_t which is trivial in F_t bounds a disk in S_γ^c .
- (ii) $S_\gamma^c \cap F_t$, where F_t is a non-critical fiber does not contain circles parallel to ∂F_t .
- (iii) On each non-critical level F_t there is exactly one slope (and it is represented by an odd number of circles) and the sequence of these slopes in S_γ^c traces out the vertex sequence of the given minimal, invariant edge-path $\gamma \subset \overline{W}$.

We claim that properties (i)-(iii) are preserved by any isotopy of S_γ^c . If this is so then, the proposition follows (compare [3]). For suppose S_γ^c was compressible. Let D be a compressing disk $D \cap S_\gamma^c = \partial D$. A small sub-disk D' can be isotoped to lie in a fiber F_t . The shrinking of D to D' extends to an isotopy of S_γ^c to $S_\gamma'^c$. Condition (i) implies that $\partial D'$ bounds a disk in $S_\gamma'^c$, so ∂D bounds a disk in S_γ^c .

To prove the claim, consider a generic isotopy of S_γ^c . At any time during this isotopy, the projection to S^1 will be a Morse function, except for the following isolated phenomena:

- (A) a saddle and a local maximum (or minimum) are introduced or canceled in a region containing no other critical points,
 - (B) a pair of critical points interchange levels.
- (A) cannot affect conditions (i)-(iii),
 (B) cannot affect conditions (i)-(iii) when one or both of the nondegenerate critical points are of index 0 or 2.

Thus the only case left to check is when two saddles interchange heights. Each of the two saddles has one of the forms:

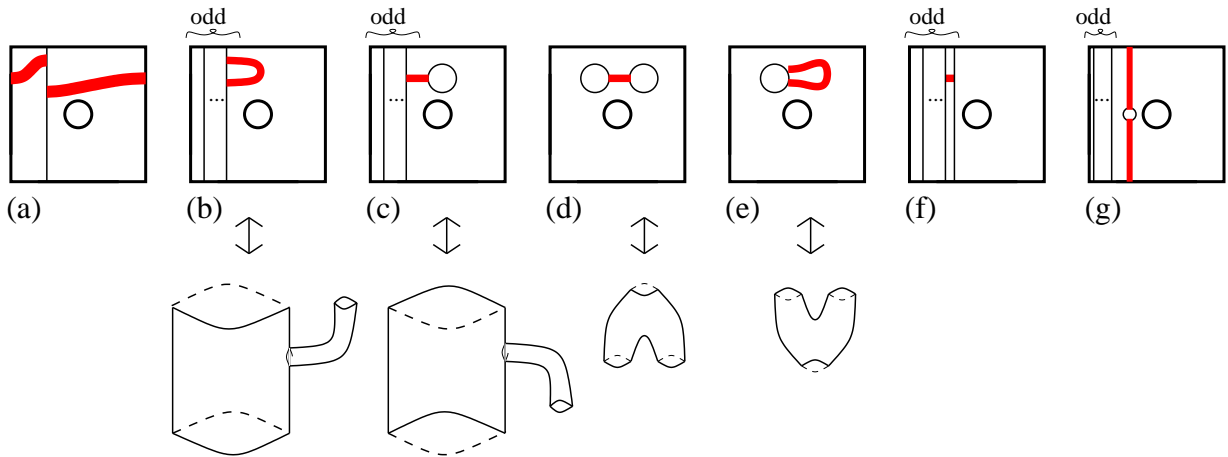


Figure 2.30; saddles which can interchange heights

If both saddles are of type (a), up to the level preserving isotopy and change of coordinates, then we have the following two possibilities:

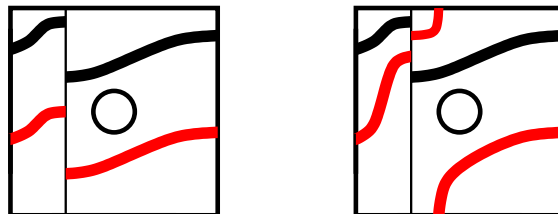


Figure 2.31; two cases when saddles of type (a) commute

Interchanging heights of the saddles in these cases preserves (i)-(iii). In all other cases one can check that the conditions (i)-(ii) are preserved (to prove that condition (ii) is preserved it is useful to consider the fundamental group of a part of S_γ^c consisting of a segment containing both saddles).

For (iii), if neither saddle before the interchange was essential then the same is true after the interchange, so the edge-path is preserved (however a pair of circles with defined slope can be created or canceled; see Figure 2.32).

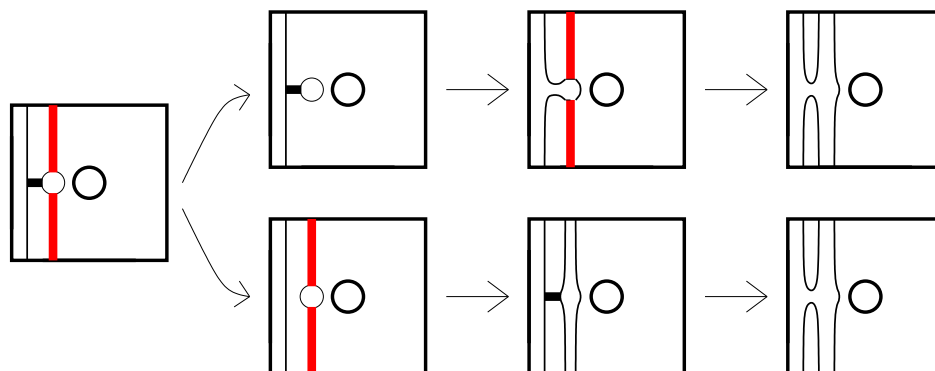


Figure 2.32;

If just one saddle before the interchange is essential it holds after the interchange also (it follows from the fact that γ lies on the tree; see Fact 2.2). Thus

the edge-path is preserved and hence the condition (iii). It ends the part (a) of the proof of Proposition 2.16.

(b) The case of one horizontal boundary component. Consider the following properties of the connected surface S with exactly one, horizontal boundary component:

- (i) Each circle of the intersection of S with a non-critical fiber F_t which is trivial in F_t bounds a disk in S ,
- (ii) Each circle of the intersection of S with a non-critical fiber F_t which is parallel to ∂F_t in F_t is parallel to ∂S in S ,
- (iii) On each non-critical level F_t there is exactly one slope and it is represented by an odd number of circles. The sequence of these slopes (in S) traces out the vertex sequence of the given minimal edge-path $\gamma \subset \overline{W}$.

We can prove, similarly as in the previous case, that properties (i)-(iii) are preserved by any isotopy of S (rel ∂S). Thus the part (b) of the proof of Proposition 2.16 is completed. \square

Remark 2.21 (a) and (b) can be derived from the fact that the incompressible surfaces in T^2 bundle over S^1 with a hyperbolic monodromy map are classified up to isotopy by invariant, minimal edge-paths in \overline{W} (and element of \mathbb{Z}_2); see Theorem 2.3 and Remark 2.4.

(c) The case of vertical boundary components.

Consider the following properties of a connected surface, S , with vertical boundary components:

- (i) S has no trivial arcs on any non-critical level,
- (ii) Each non-critical level circle of S bounds a disk in S ,
- (iii) On each non critical level there is exactly one arc of a defined slope, and the slope sequence of S traces out the vertex sequence of a given minimal edge-path $\gamma \subset \overline{W}$.

We claim that properties (i)-(iii) are preserved by any isotopy of S (rel ∂S) and that the only operation (under generic isotopy) which could reverse the type of an essential saddle is interchanging the relative heights of this saddle and another saddle and we are in the same situation as Example 2.15. The considerations are similar to those of part (a) and (b) and [4, 3], and we omit them.

From the considerations above it follows that $S_\gamma(\varepsilon_1, \dots, \varepsilon_k)$ is incompressible and now we will prove ∂ -incompressibility. If $b(S_\gamma(\varepsilon_1, \dots, \varepsilon_k)) = 2$ then ∂ -incompressibility follows from condition (iii) and Proposition 2.8.

If $b(S_\gamma(\varepsilon_1, \dots, \varepsilon_k)) = 1$, we consider the lifting of $S_\gamma(\varepsilon_1, \dots, \varepsilon_k)$ to M_{ϕ^2} and the lifted manifold has two boundary components and it is incompressible, so ∂ -incompressible, so $S_\gamma(\varepsilon_1, \dots, \varepsilon_k)$ is ∂ -incompressible.

To prove that S_γ^{sp} is incompressible, ∂ -incompressible we consider the lifting of this surface to M_{ϕ^2} . Some connected component of the lifted surface is of type $S_\gamma(\varepsilon_1, \dots, \varepsilon_k)$ where γ_1 is the ϕ^2 -invariant, minimal edge-path in \overline{W} associated to the special edge-path γ (see Definition 2.11). Because $S_\gamma(\varepsilon_1, \dots, \varepsilon_k)$ is incompressible, ∂ -incompressible so S_γ^{sp} is incompressible, ∂ -incompressible. This ends the proof of Proposition 2.16. \square

Proof: (Proof of Proposition 2.17)

The calculations are standard. The only one which is more troublesome is the computation of $sl(S_\gamma(\varepsilon_1, \dots, \varepsilon_k))$ and $sl(S_\gamma^{sp})$. The computation of $sl(S_\gamma(\varepsilon_1, \dots, \varepsilon_k))$ reduces to the computation of $sl(S_{\gamma'})$ where $S_{\gamma'}$ is the boundary of a tubular neighborhood of $S_\gamma(\varepsilon_1, \dots, \varepsilon_k)$; see Definition 2.14. The computation of $sl(S_\gamma^{sp})$ reduces to the computation of $sl(S_{\gamma'})$ where $S_{\gamma'}$ is the boundary of a tubular neighborhood of some connected component of the lifting of S_γ^{sp} to M_{ϕ^2} . \square

One could hope to extend our classification to the case of incompressible, but not ∂ -incompressible surfaces, however some additional difficulties are involved (compare Example 3.1) and we stop on Theorem 2.13 and Proposition 2.8.

If we drop the assumption about hyperbolicity of the monodromy map, we will deal either with a periodic monodromy so with a Seifert fibered space (for this case see

[12]) or with a reducible monodromy map [17]. The latter case may be studied by using Proposition 2.8 and the knowledge about incompressible surfaces in a 2-punctured disk bundle over S^1 (compare [2] and [12]).

In [11] we study with details the case of nonorientable, incompressible surfaces of genus 3 embedded in manifolds obtained from punctured-torus bundles over S^1 by capping off the torus in the boundary.

3 Example of surfaces in M_{ϕ^k}

We illustrate our classification theorems on the rather general example.

Example 3.1 Consider manifold M_{ϕ^k} where

$$\phi = \begin{bmatrix} 5 & 2 \\ 2 & 1 \end{bmatrix} = \begin{bmatrix} 1 & 1 \\ 0 & 1 \end{bmatrix}^2 \cdot \begin{bmatrix} 1 & 0 \\ 1 & 1 \end{bmatrix}^2 = \bar{\alpha}^2 \beta^2; \text{ see Figure 3.1 (here } \bar{\alpha} = \begin{bmatrix} 1 & 1 \\ 0 & 1 \end{bmatrix} \text{ and } \beta = \begin{bmatrix} 1 & 0 \\ 1 & 1 \end{bmatrix} \text{ are standard generators of } SL(2, \mathbb{Z}) \text{; compare [3]).}$$

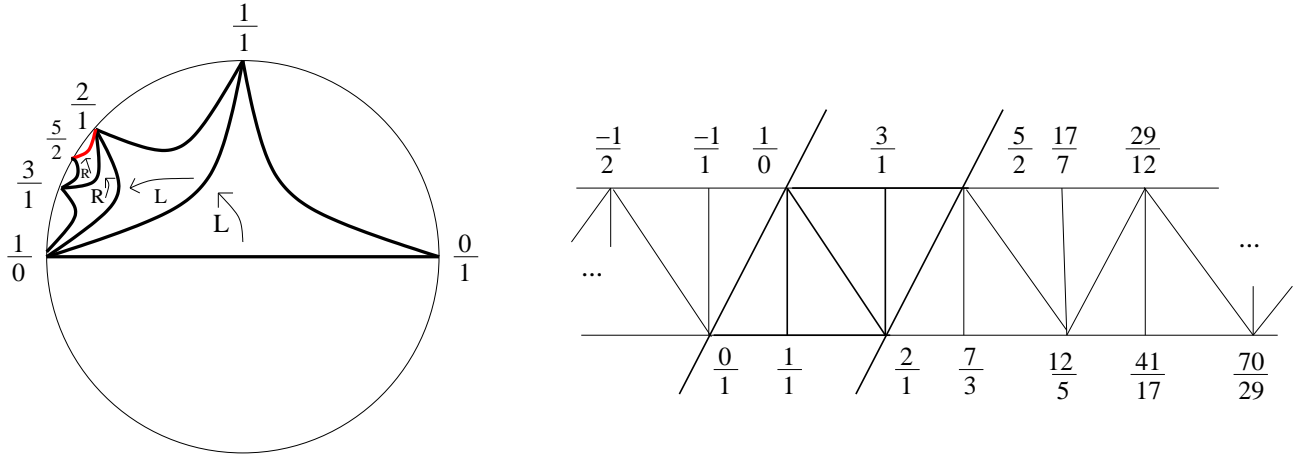


Figure 3.1; part of $PSL(2\mathbb{Z})$ diagram

Because ϕ^k , modulo \mathbb{Z}_2 , has three eigenvalues we have three minimal, invariant

edge-paths in \overline{W} ($\gamma_i \subset \overline{W}_i$, $i=1, 2$ or 0) (compare [3]; the first version). Therefore we have three (up to isotopy) closed, non-parallel to the boundary, incompressible surfaces in M_{ϕ^k} (see Theorem 2.13a) and Proposition 2.16):

$S_{\gamma_1}^c$, $S_{\gamma_2}^c$, and $S_{\gamma_0}^c$. Now consider each γ_i independently.

(1) Consider $\gamma_1 \subset \overline{W}_1$. It is determined by the vertices:

$$\dots, \frac{a_0}{b_0} = \frac{0}{1}, \frac{a_2}{b_2} = \frac{2}{1}, \frac{a_4}{b_4} = \frac{12}{5}, \dots, \frac{a_{2k}}{b_{2k}} = \begin{bmatrix} 5 & 2 \\ 2 & 1 \end{bmatrix}^k \begin{pmatrix} 0 \\ 1 \end{pmatrix}, \dots$$

we have $\frac{a_{2i+2}}{b_{2i+2}} = \frac{a_{2i-2} + 2\kappa a_{2i}}{b_{2i-2} + 2\kappa b_{2i}}$ where $\kappa = -3$ so ($2\kappa \neq \pm 2$), so each symbol $[\varepsilon_1, \dots, \varepsilon_k] \in (\mathbb{Z}_2)^k$ gives us a different surface $S_\gamma(\varepsilon_1, \dots, \varepsilon_k)$ (see Definition 2.14 and Proposition 2.16).

Slopes are: $sl(S_{\gamma_1}(\varepsilon_1, \dots, \varepsilon_k)) = \frac{1}{2}\Sigma\varepsilon_i$. Boundary of a tubular neighborhood of each $S_{\gamma_1}(\varepsilon_1, \dots, \varepsilon_k)$ is incompressible (compare Definition 2.14).

Now let us assume that $\Sigma\varepsilon_i$ is odd, so $b(S_{\gamma_1}(\varepsilon_1, \dots, \varepsilon_k)) = 1$

Consider the construction from Proposition 2.8 (as in Observation 2.19) with S_0 a Mobius band with a hole; $S_0 \subset [0, 1] \times T^2$ will be glued to M_{ϕ^k} along $\{0\} \times T^2$ and ∂M_{ϕ^k} . S_0 is determined uniquely by the slopes $\frac{1}{2}\Sigma\varepsilon_1$ on $\{0\} \times T^2$ and $\frac{1}{6}$ on $\{1\} \times T^2$. It leads us to the surface \tilde{S}_{γ_1} (see Observation 2.19) independently of a choice of $(\varepsilon_1, \dots, \varepsilon_k)$ with $\Sigma\varepsilon_1$ odd. Hence we obtain the following examples:

- (i) if $(\varepsilon_1, \dots, \varepsilon_k) \neq (\varepsilon'_1, \dots, \varepsilon'_k)$ and $\Sigma\varepsilon_i = \Sigma\varepsilon'_i = \text{odd number}$ then the construction gives us examples of incompressible, ∂ -incompressible surfaces in M_{ϕ^k} which are not isotopic but which after adding the "collar" $(I \times T^2, S_0)$ become isotopic (however still incompressible).
- (ii) if $\Sigma\varepsilon_i \neq \Sigma\varepsilon'_i$ (both numbers odd) and we add to the surface $S_{\gamma_1}(\varepsilon_1, \dots, \varepsilon_k)$ the "collar" $([0, 2] \times T^2, S_1)$ where S_1 is the unique incompressible Klein bottle in $[0, 2] \times T^2$ with two holes given by slopes $\frac{1}{2}(\Sigma\varepsilon_i)$ in $\{0\} \times T^2$ and $\frac{1}{2}\Sigma\varepsilon'_i$ in $\{2\} \times T^2$ (see Theorem 2.3). In such a way we construct the compressible surface promised in Proposition 2.8. To see that the constructed surface (say S) is compressible we can use equality:

$$S = S_{\gamma_1}(\varepsilon_1, \dots, \varepsilon_k) \cup S_1 = S_{\gamma_1}(\varepsilon_1, \dots, \varepsilon_k) \cup S'_1 \cup S''_1,$$

where S'_1 in $[0, 1] \times T^2$ is given by the slopes $\frac{1}{2}\Sigma\varepsilon_i$ in $\{0\} \times T^2$ and $\frac{1}{0}$ in $\{1\} \times T^2$ and S''_1 in $[1, 2] \times T^2$ is determined by the slopes $\frac{1}{0}$ in $\{1\} \times T^2$ and $\frac{1}{2}\Sigma\varepsilon'_i$ in $\{2\} \times T^2$. S is isotopic to $S_{\gamma'_1}(\varepsilon_1, \dots, \varepsilon'_k) \cup S_2 \cup S''_1$ where S_2 in $[0, 1] \times T^2$ is determined by the slopes $\frac{1}{2}\Sigma\varepsilon'_1$ in $\{0\} \times T^2$ and $\frac{1}{0}$ in $\{1\} \times T^2$. S is compressible because $S_2 \cup S''_1$ is compressible (nonorientable surface in $[0, 2] \times T^2$ with the same slopes in $\{0\} \times T^2$ and $\{2\} \times T^2$; see Theorem 2.3).

(b) $\gamma_2 \subset \overline{W}_2$, γ_2 is determined by the vertices

$\dots, \frac{a_0}{b_0} = \frac{1}{0}, \frac{a_2}{b_2} = \frac{5}{2}, \frac{a_4}{b_4} = \frac{29}{12}, \dots, \frac{a_{2k}}{b_{2k}} = \phi^k(\frac{1}{0}), \dots$ (see Figure 3.2).

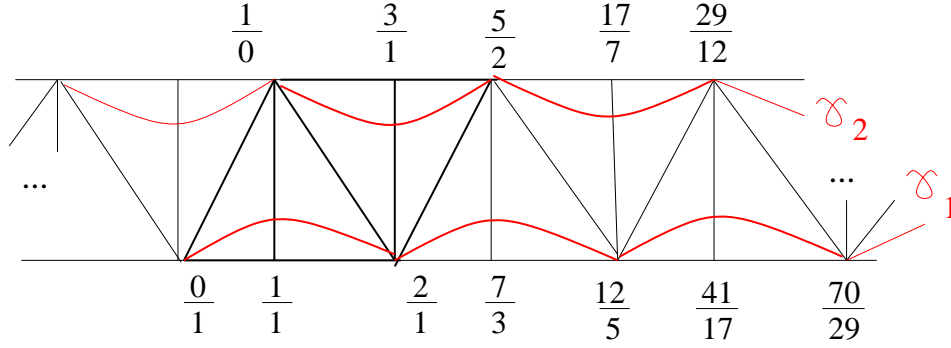


Figure 3.2;

There are only trivial relations among symbols $(\varepsilon_1, \dots, \varepsilon_k)$, similar to the case of γ_1 , and $sl(S_{\gamma_2}(\varepsilon_1, \dots, \varepsilon_k) = -\frac{1}{2}\Sigma\varepsilon_i$. Incompressible surfaces $S_{\gamma_1}(0, \dots, 0)$ and $S_{\gamma_2}(0, \dots, 0)$ are disjoint and non-isotopic but the boundaries of their tubular neighborhoods are parallel.

(c) $\gamma_0 \subset \overline{W}_0$; see Figure 3.3.

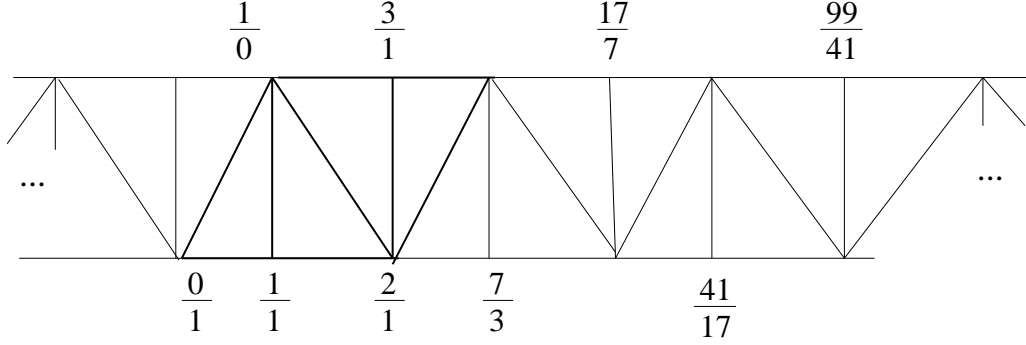


Figure 3.3;

γ_0 is determined by the vertices

$\dots \frac{a_0}{b_0} = \frac{1}{1}, \frac{a_2}{b_2} = \frac{3}{1}, \frac{a_4}{b_4} = \frac{7}{3}, \frac{a_6}{b_6} = \frac{17}{7}, \dots$ and $\frac{a_{2i+2}}{b_{2i+2}} = \frac{a_{2i-2}+2a_{2i}}{b_{2i-2}+2b_{2i}}$ so Definition

2.14 gives us relations among symbols $(\varepsilon_1, \varepsilon_2, \dots, \varepsilon_{2k})$ which identify symbol

$(\dots 0^{i-th}, 0 \dots)$ with $(\dots 1^{i-th}, 1 \dots)$. It gives us $2k+1$ non-isotopic surfaces $S_{\gamma_0}(\varepsilon_1, \varepsilon_2, \dots, \varepsilon_{2k})$.

$sl(S_{\gamma_0}(\varepsilon_1, \varepsilon_2, \dots, \varepsilon_{2k})) = \frac{1}{2} \sum (-1)^{i+1} \varepsilon_i$. $S_{\gamma_0}(\varepsilon_1, \varepsilon_2, \dots, \varepsilon_{2k})$

is not π_1 -injective (the boundary of a tubular neighborhood of $S_{\gamma_0}(\varepsilon_1, \varepsilon_2, \dots, \varepsilon_{2k})$

is compressible; see Figure 3.3).

- (d) Each minimal, ϕ^k -invariant edge-path in the diagram of $PSL(2, \mathbb{Z})$ is of even period, so it leads to an orientable manifold (see Proposition 2.17).

4 Incompressible surfaces and skein modules

Last time, before Maite-fest, I visited Zaragoza in February 1986; I was already then thinking about the Jones polynomial and its generalizations (e.g. Conway algebras). Soon after, in April 1987, I discovered skein modules of 3-manifolds [13]. Immediately I thought that incompressible surfaces have an important role in creating torsion in skein modules [5, 14, 15]. In particular I asked:

Conjecture 4.1

If M is a submanifold of a rational homology sphere and it does not contain a closed, oriented incompressible surface then its Homflypt skein module $\mathcal{S}_3(M)$ is free

and isomorphic to the symmetric tensor algebra over module spanned by conjugacy classes of nontrivial elements of the fundamental group, $\mathcal{S}_3(M) = \mathbf{S}R\hat{\pi}^\circ$.

I will leave it to readers to think of this and other possible relations of incompressible surfaces and torsion of skein modules.

5 Acknowledgements

I would like to express my gratitude to Prof. Joan Birman whose assistance enabled me to come to study at Columbia and to complete my PhD thesis of which this paper is a part.

I would like to thank Maite Lozano and José Montesinos for giving me the opportunity to talk about my thesis when I visited Zaragoza in 1982⁴.

I was partially supported by the Simons Collaboration Grant-316446 and CCAS Dean's Research Chair award.

References

- [1] G. E. Bredon, J. W. Wood, Non-orientable surfaces in orientable 3-manifolds, *Inventiones Math.* 7, (1969), 83-100.
- [2] M. Culler, W. Jaco, J. H. Rubinstein, Incompressible surfaces in once-punctured-torus bundles, *Proc. London Math. Soc.*, (3) 45, 1982, 385-419.

⁴I defended my thesis August 31, 1981 and in September left for Poland. I submitted the paper before leaving. The martial law called officially "State of War" came to Poland in December 1981. When I got, with some delay, positive referee report, but being asked, justly so, for improvements in presentation, I was already distracted from thinking of my thesis. José Montesinos kindly invited me to visit him in Zaragoza and in Fall 1982 I got my passport. In October 1982 I gave series of talks and that is how I met first time Maite. With the help of an inquisitive audience I noticed that I "lost" a family of incompressible surfaces in my dissertation. Already in Spain I repaired my work but with publication it waited till now. I think it is the proper paper to celebrate Maite's seventieth birthday. Specially so because after my visit to Zaragoza we started collaboration and we analyzed incompressible surfaces in the complement of a closed 3-braid. The first part of this research was published [7], while the second still awaits to be typed [8].

- [3] W. Floyd, A. Hatcher, Incompressible surfaces in punctured-torus bundles, *Topology and its applications*, 13, (1982), 263-282.
- [4] A. Hatcher, W. Thurston, Incompressible surfaces in 2-bridge knot complements, *Inventiones Math.*, 79 (1985), 225-246.
- [5] J. Hoste, J. H. Przytycki, A survey of skein modules of 3-manifolds, in Knots 90, Proceedings of the International Conference on Knot Theory and Related Topics, Osaka (Japan), August 15-19, 1990, Editor A. Kawauchi, Walter de Gruyter 1992, 363-379.
- [6] W. Jakobsche, J. H. Przytycki, *Topology of 3-dimensional manifolds*, Warsaw University Press, 1987, in Polish.
- [7] M. Lozano, J. H. Przytycki, Incompressible surfaces in the exterior of a closed 3 braid. I. Surfaces with horizontal boundary components, *Math. Proc. Cambridge Phil. Soc.*, 98, 1985, 275-299.
- [8] M. Lozano, J. H. Przytycki, Incompressible surfaces in the exterior of a closed 3 braid. II. Surfaces with vertical boundary components, in preparation.
- [9] W. Magnus, A. Karrass, D. Solitar, Combinatorial group theory: Presentations of groups in terms of generators and relations, 1966; Second revised edition, Dover Publications, INC, New York 1976.
- [10] J. H. Przytycki, Incompressible surfaces in 3-manifolds, Ph.D. dissertation, Columbia University, 1981; thesis advisor: Professor Joan Birman.
- [11] J. H. Przytycki, Nonorientable, incompressible surfaces of genus 3 in $M_{\phi(\frac{\Delta}{\mu})}$ manifolds, *Collectanea Math.*, XXXIV (1), 1983, 37-79.
- [12] J. H. Przytycki, Nonorientable, incompressible surfaces in Seifert fibered spaces, unfinished manuscript, 1981.
- [13] J. H. Przytycki, Skein modules of 3-manifolds, *Bull. Ac. Pol.: Math.*; 39(1-2), 1991, 91-100; e-print: [arXiv:math/0611797](https://arxiv.org/abs/math/0611797) [math.GT]

- [14] J. H. Przytycki, Algebraic topology based on knots: an introduction, *Knots 96*, Proceedings of the Fifth International Research Institute of MSJ, edited by Shin'ichi Suzuki, World Scientific Publishing Co., 1997, 279-297.
- [15] J. H. Przytycki, Fundamentals of Kauffman bracket skein modules, *Kobe Math. J.*, 16(1), 1999, 45-66. e-print: [arXiv:math/9809113](#) [math.GT]
- [16] J. H. Rubinstein, One sided Heegaard splitting of 3-manifolds, *Pacific J. Math.* 76(1) 1978, 185-200.
- [17] W. Thurston, On the geometry and dynamics of diffeomorphisms of surfaces, I, preprint 1976; published in: *Bull. Amer. Math. Soc.*, 19(2), 1988, 417-431.
- [18] F. Waldhausen, Eine Klasse von 3-dimensionalen Mannigfaltigkeiten I, *Inventiones Math.*, 3 (1967), 308-333; *Inventiones Math.*, 4 (1967), 87-117.

Department of Mathematics,
The George Washington University,
Washington, DC 20052
e-mail: przytyck@gwu.edu,
and University of Gdańsk, Poland