

Geometric classification of non-Hermitian topological systems through the singularity ring

Linhu Li,¹ Ching Hua Lee,^{1,2} and Jiangbin Gong^{1,*}

¹*Department of Physics, National University of Singapore, Singapore 117551, Republic of Singapore*

²*Institute of High Performance Computing, A*STAR, Singapore, 138632.*

(Dated: January 24, 2022)

This work unveils how geometric features of two-band non-Hermitian Hamiltonians can completely classify the topology of their eigenstates and energy manifolds. Our approach generalizes the Bloch sphere visualization of Hermitian systems to a “Bloch torus” picture for non-Hermitian systems, where a singularity ring (SR) captures the degeneracy structure of generic exceptional points. The SR picture affords convenient visualization of various symmetry constraints and reduces their topological characterization to the classification of simple intersection or winding behavior, as detailed by our explicit study of chiral, sublattice, particle-hole and conjugated particle-hole symmetries. In 1D, the winding number about the SR corresponds to the band vorticity measurable through the Berry phase. In 2D, more complicated winding behavior leads to a variety of phases that illustrates the richness of the interplay between SR topology and geometry beyond mere Chern number classification. Through a normalization procedure that puts generic 2-band non-Hermitian Hamiltonians on equal footing, our SR approach also allows for vivid visualization of the non-Hermitian skin effect.

I. INTRODUCTION

In recent years, increased attention has been placed on the topological properties of non-Hermitian phases, which behave very differently from Hermitian topological phases of matter^{1–23}. In non-Hermitian systems, different energy bands can intersect at exceptional points (EPs) where two or more eigenmodes coalesce and form an incomplete Hilbert basis, even when the Hamiltonian remains non-vanishing^{2,3,24–26}. Another fascinating phenomenon is the non-Hermitian skin effect (NHSE), where eigenmodes all accumulate along the boundaries due to non-Hermitian pumping^{1,4,5}, leading to a modification to the conventional bulk-boundary correspondence (BBC)^{9–11,18}. Besides these intriguing non-Hermitian behaviors, many novel topological properties of Hermitian systems have also been extended and widely studied in the context of non-Hermiticity, including the newly emerging higher-order topological phases^{19–23,27,28}, and the long-term quest towards symmetry classification of topological phases^{15–17,29,30}.

In Hermitian systems, topological properties can be most easily visualized through the geometric behavior of the Hamiltonian in the pseudospin space. For instance, one-dimensional (1D) chiral-symmetry protected topological systems can be characterized by a Z winding number that represents the total number of times the path of the configuration vector of the Hamiltonian encircles the origin of the pseudospin space^{31–33}. The quantized Berry phase for 1D Z_2 systems is equivalent to the solid angle of the winding path, whose quantization is protected by particle-hole symmetry³⁴. In two-component two-dimensional (2D) systems, the winding path forms a 2D manifold in a 3D pseudospin-1/2 space, such that Chern number corresponds to the total number of times that manifold encloses the origin³⁵, or the number of poles when mapped to the complex projec-

tive plane³⁶. However, a general geometric interpretation of non-Hermitian Hamiltonians is still lacking in the literature (except for a specific chiral-symmetry-protected case⁷). Developing it will provide new insights into the interplay between the geometric and topological properties of generic non-Hermitian Hamiltonians, and shed light on their mathematical links with existing Hermitian systems with highly nontrivial topological loops^{37–45}.

In this paper, we geometrically study two-component non-Hermitian Hamiltonians and provide unifying pictures with regards to conventional properties like the Berry phase and Chern number, as well as non-Hermitian constructs like vorticity and the skin effect. With a three-dimensional (3D) pseudospin vector space, the degeneracy structure of non-Hermitian exceptional points effectively extends the origin from a zero-dimensional (0D) point to a 1D ring which we call the singularity ring (SR). Compared with the 0D origin, the 1D SR possesses richer geometric interplay with the winding path of the Hermitian part of the Hamiltonian. We find that in 1D systems, the linkage between the 1D winding path and the SR corresponds to the vorticity, a topological invariant with no Hermitian analogy⁶. This linkage corresponds to the π Berry phase when one eigenmode returns to itself after two periods⁴⁶, and can alternatively be mapped to the Chern number of an effective 2D Chern insulator. In generic cases where the non-Hermiticity takes on complicated momentum dependence, the SR can still be mapped back into a unit ring via a basis normalization and rotation. This allows access to geometric visualizations of the NHSE, where effect of the equivalent non-Bloch basis rescaling is made intuitive. As such, the SR approach proves useful for studying the spectra under both periodic boundary conditions (PBC) and open boundary conditions (OBCs), thus directly relating topological boundary modes with geometric features of the Hamiltonian. Furthermore, the SR picture can be gen-

eralized to higher dimensions, where the winding around the SR assumes fancier manifolds like the torus.

The rest of the paper is organized as follows. In Section II, we introduce and define the SR, and show that its linking number is equivalent to an associated Chern number, which can be measured via a summed Berry phase over the two bands. In Section III we address the NHSE and characterize topological boundary modes from the SR perspective through detailed studies of four different symmetry constraints. Next, we extend our geometric interpretation of the SR to 2D non-Hermitian systems in Section IV, where various new topological and geometric scenarios are unveiled. Finally, all results are briefly summarized in Section V.

II. SINGULARITY RING IN 1D TWO-COMPONENT NON-HERMITIAN SYSTEMS

A. General definition of the singularity ring

We consider a general 1D two band model described by the Hamiltonian

$$H(k) = \sum_{n=x,y,z} h_n \sigma_n = \sum_{n=x,y,z} (d_n(k) + i g_n) \sigma_n, \quad (1)$$

with $d_n(k)$ and g_n being real, and σ_n the Pauli matrices acting on a pseudospin-1/2 space. To most directly illustrate the SR geometry, we shall first assume constant non-Hermitian terms $g_{x,y,z}$. The more generic case of k -dependent non-Hermitian terms $g_{x,y,z}(k)$ will be treated via a normalization procedure as discussed later. In Hermitian cases with $\mathbf{g} = (g_x, g_y, g_z) = 0$, $\mathbf{h}(k) = [h_x(k), h_y(k), h_z(k)]$ describes a 3D pseudospin vector, whose winding on the Bloch sphere corresponds to topological properties of the system. However, such a geometric interpretation cannot be directly mapped to non-Hermitian systems as $\mathbf{h}(k)$ becomes complex. Nevertheless, a hint arises from the form of the eigen-energies of the non-Hermitian system of Eq. (1), which are given by

$$E_{\pm} = \pm \sqrt{\sum_{n=x,y,z} (d_n^2(k) - g_n^2 - 2i g_n d_n(k))}, \quad (2)$$

and vanishing at

$$d_x^2(k) + d_y^2(k) + d_z^2(k) = g_x^2 + g_y^2 + g_z^2, \quad \text{and} \quad (3)$$

$$g_x d_x(k) + g_y d_y(k) + g_z d_z(k) = 0. \quad (4)$$

These degeneracy conditions describe a 1D ring in the 3D vector space of $[d_x(k), d_y(k), d_z(k)]$ for each individual k , with a radius of $\sqrt{g_x^2 + g_y^2 + g_z^2}$ and a normal vector given by $\mathbf{g} = (g_x, g_y, g_z)$. Given that the set of \mathbf{k} defines where the two bands of the Hamiltonian Eq. (1) become degenerate, we shall refer to this ring of EPs as the singularity ring (SR) hereafter. Such a geometric interpretation

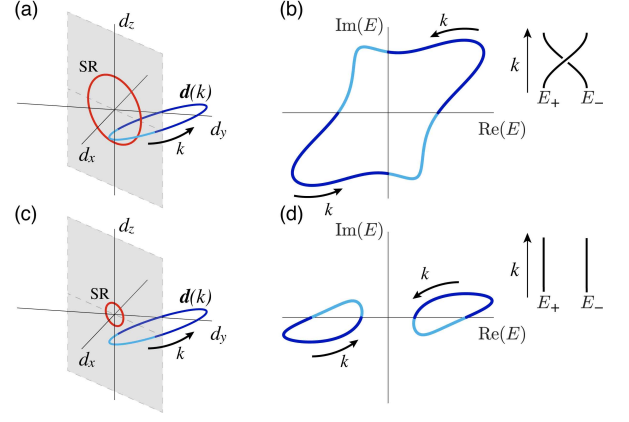


FIG. 1. Sketches of different linking relations between the SR and the $\mathbf{d}(k)$ -loop, and their corresponding complex spectra. (a,c) The red circle indicates the SR, and the blue trajectories show the $\mathbf{d}(k)$ -loop, with lighter and darker colors indicating the parts on different sides of the plane containing the SR respectively. (b,d) The spectrum of $H(k)$ corresponding to the regions with the same colors in (a,c) respectively.

can be viewed as an *extension of the Bloch sphere* for Hermitian systems, with the origin of pseudospin space generalized to the whole SR, and the pseudospin vector replaced by the $\mathbf{d}(k)$ vector, whose winding gives a 1D closed loop as k varies from 0 to 2π .

The linking of the SR with the $\mathbf{d}(k)$ -loop has a direct interpretation in terms of the vorticity⁶ of the bands. To see this, the eigen-energies E_{\pm} fall into different quadrants in the complex plane for $\mathbf{d}(k)$ on different sides of the SR-plane [plane containing the SR, as given by Eq. (4)], and take purely imaginary/real values when $\mathbf{d}(k)$ intersects the SR-plane inside/outside the SR. Thus the two bands are connected as one closed trajectory i.e. have half-integer vorticity when the SR and the $\mathbf{d}(k)$ -loop are linked, as shown in Fig. 1(a,b). This joint spectrum corresponds to a braiding of the two bands along k , as shown by the inset of Fig. 1(b).

In Fig. 1(c) and (d), we illustrate another case where the $\mathbf{d}(k)$ -loop and SR are unlinked, where the two bands are separated from each other. In general, periodic boundary condition (PBC) spectra corresponding to different linkage cannot be transformed into each other without going through the band-touching SR, leading to a topological classification of the linking number. This linking number reflects the geometric property of the vorticity of the two bands, which is a unique topological property of the non-Hermitian systems considered here.

B. SR normalization for k -dependent non-Hermitian terms

In above discussion, we have only considered k -independent non-Hermitian terms, i.e. a constant \mathbf{g} vector. More generally, a k -dependent non-Hermitian terms

$\mathbf{g}(k)$ gives a SR with its radial size and orientation also being k -dependent. To preserve a meaningful notion of SR linkage, we will need to rotate and normalize the SR for each k onto the same unit ring, without changing its topological relation to the $\mathbf{d}(k)$ -loop. Without loss of generality, we set $(g'_x, g'_y, g'_z) = (0, 0, 1)$ as the non-Hermitian terms after rotation and normalization. This can be obtained by defining a new basis, such that the original Hamiltonian h takes the form

$$H' = \mathcal{R}_y(-\psi)\mathcal{R}_z(-\theta)\frac{H}{r_2}\mathcal{R}_z^\dagger(-\theta)\mathcal{R}_y^\dagger(-\psi), \quad (5)$$

with $\cos\theta = g_x/r_1$, $\cos\psi = g_z/r_2$, $r_1 = \sqrt{g_x^2 + g_y^2}$, $r_2 = \sqrt{g_x^2 + g_y^2 + g_z^2}$, and $\mathcal{R}_n(\theta) = e^{-i\frac{\theta}{2}\sigma_n}$ the operator rotating the system around n axis for an angle of θ . The rotation matrices satisfy

$$\begin{aligned} \mathcal{R}_z(\theta)\sigma_x\mathcal{R}_z^\dagger(\theta) &= \sigma_x \cos\theta + \sigma_y \sin\theta \\ \mathcal{R}_z(\theta)\sigma_y\mathcal{R}_z^\dagger(\theta) &= \sigma_y \cos\theta - \sigma_x \sin\theta \\ \mathcal{R}_z(\theta)\sigma_z\mathcal{R}_z^\dagger(\theta) &= \sigma_z, \end{aligned}$$

with the actions of $\mathcal{R}_x(\theta)$ and $\mathcal{R}_y(\theta)$ given by permuting the above via $x \rightarrow y \rightarrow z \rightarrow x$. Explicitly, H' takes the form

$$\begin{aligned} r_2 H' &= [(d_x \cos\theta + d_y \sin\theta) \cos\psi - d_z \sin\psi] \sigma_x \\ &\quad + [(d_x \cos\theta + d_y \sin\theta) \sin\psi + d_z \cos\psi + r_2 i] \sigma_z \\ &\quad + (d_y \cos\theta - d_x \sin\theta) \sigma_y, \end{aligned} \quad (6)$$

indeed possessing a constant non-Hermitian term $i\sigma_z$ giving rise to a SR which is a unit ring in the $x - y$ plane. Through this normalization, generic two-component non-Hermitian Hamiltonians can always be rewritten as Hamiltonians with constant unit non-Hermitian term. Although we will only study physical Hamiltonians with constant non-Hermitian terms in this paper, this normalization procedure will still be necessary for the 1D and 2D systems with SLS and PHS[†] symmetry, which sees effective k -dependent non-Hermitian terms induced by the non-Bloch basis.

C. The linking number and the Chern number

After the normalization and rotation procedure in Sec. II B, the linking number can be directly counted geometrically, as in Fig. 1(a,c). Alternatively, this linking number can also be obtained by computing the Chern number of an associated 2D system, without having to normalize the SR for each k . To construct the 2D description, we first parameterize the original (un-normalized) SR with a phase parameter δ along its circumference:

$$\begin{aligned} h_{\text{SR},x}(k, \delta) &= r(\tilde{u}_x \cos\delta + \tilde{v}_x \sin\delta), \\ h_{\text{SR},y}(k, \delta) &= r(\tilde{u}_y \cos\delta + \tilde{v}_y \sin\delta), \\ h_{\text{SR},z}(k, \delta) &= r(\tilde{u}_z \cos\delta + \tilde{v}_z \sin\delta), \end{aligned} \quad (7)$$

with k -dependence contained in $r = \sqrt{g_x^2 + g_y^2 + g_z^2}$ the radius of the SR, $\mathbf{n} = (g_x, g_y, g_z)$ the normal vector, $\mathbf{u} = (g_y, -g_x, 0)$ a vector lying in the same plane with the SR, $\mathbf{v} = \mathbf{n} \times \mathbf{u}$, and $\tilde{\mathbf{u}}$ and $\tilde{\mathbf{v}}$, the normalized vectors of \mathbf{u} and \mathbf{v} . Next we consider the winding properties of the vector

$$\mathbf{h}_{2D}(k, \delta) = \mathbf{d}(k) - \mathbf{h}_{\text{SR}}(k, \delta), \quad (8)$$

which depends on two parameters k and δ . This vector describes a 2D manifold in the 3D vector space, which can be visualized as the trajectory of $\mathbf{d}(k)$ shifted by $\mathbf{h}_{\text{SR}}(k, \delta)$ for each δ . This procedure also shifts each point on the SR to the origin, and the linking number of the SR and the $\mathbf{d}(k)$ -loop reduces to how many times that the 2D manifold traced out by $\mathbf{h}_{2D}(k, \delta)$ encloses the origin. Therefore the Chern number C_L of an associated 2D Hamiltonian

$$H_{2D}(k, \delta) = \mathbf{h}_{2D}(k, \delta) \cdot \boldsymbol{\sigma}, \quad (9)$$

gives the linking number of the SR and the $\mathbf{d}(k)$ -loop. In other words, a 1D two-component non-Hermitian system has been mapped to a 2D Hermitian system, with the new dimension reflecting the intrinsic 1D nature of the singularity structure. This approach complements the above-mentioned normalization procedure by relating geometric winding around the normalized ring to the 2nd homotopy around an associated Bloch sphere.

D. The linking number and the Berry phase

In this subsection, we establish the connection between a linkage with the SR and a Berry phase defined for both bands of the system. Since an exceptional point shall emerge when the $\mathbf{d}(k)$ -loop touches the SR, a nontrivial linkage between the SR and the $\mathbf{d}(k)$ -loop indicates that the system goes around an exceptional degeneracy when k varies from 0 to 2π . Therefore, the system is expected to acquire a quantized π Berry phase when $\mathbf{d}(k)$ goes through the Brillouin zone twice⁴⁶. More specifically, since the two bands are now connected as one closed loop, this process of cycling around the EP necessarily involves both bands. The total Berry phase of the two bands should be quantized to π . The total Berry phase can be obtained from the sum of the Berry phases of the two bands, i.e.,

$$\gamma_{\text{sum}} = \gamma_- + \gamma_+, \quad (10)$$

with⁴⁷

$$\gamma_{\pm} = -\text{Im} \oint_0^{2\pi} dk \frac{\langle u_{\pm}^L(k) | \partial_k | u_{\pm}^R(k) \rangle}{\langle u_{\pm}^L(k) | u_{\pm}^R(k) \rangle}, \quad (11)$$

$u_{\pm}^L(k)$ and $u_{\pm}^R(k)$ being the left and right Bloch state eigenvectors corresponding to E_{\pm} . That is, $\gamma_{\text{sum}} = \pi$ when the two bands form a single closed loop, and $\gamma_{\text{sum}} = 0$ otherwise i.e.

$$\gamma_{\text{sum}} = \pi (C_L \bmod 2) \quad (12)$$

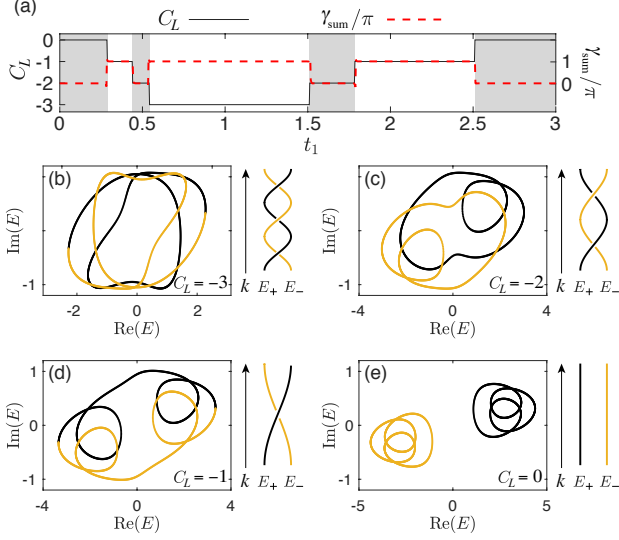


FIG. 2. (a) The linking number C_L as a function of t_1 for the Hamiltonian (13). (b-e) Complex spectra (with yellow and black indicating the two bands) and sketches of the braiding structures of the system with $t_1 = 1, 1.7, 2$, and 3 . Other parameters are $t_2 = 0.5$, $t' = 1$, $g_x = g_z = 0.3$, $g_y = 1$.

To give a concrete example, we consider an extended version of the Su-Schrieffer-Heeger (SSH) model⁴⁸,

$$h(k) = (t_1 + t_2 \cos k + t' \cos 3k + i g_x) \sigma_x + (t_2 \sin k + t' \sin 3k + i g_y) \sigma_y + i g_z \sigma_z, \quad (13)$$

with t' giving rise to a linking number of up to ± 3 . We numerically calculate the Berry phase γ_{sum} [red dashed line in Fig. 2(a)], and compare it with the linking number (Chern number) C_L [black line Fig. 2(a)]. We can see that $\gamma_{\text{sum}} = \pi$ (0) when C_L takes odd (even) values, i.e. the real winding path encloses the SR an odd (even) number of times. The corresponding complex spectra of these case with different linking numbers are shown in Fig. 2(b-e). When $C_L = -2$ for instance, the two bands braid around each other twice and remain disjoint, hence corresponding to $\gamma_{\text{sum}} = 0$ like the unlinked case with $C_L = 0$. As compared to C_L which reflects the *topology* of the associated 2D Hamiltonian, the Berry phase γ_{sum} reflects the *geometric* aspects of the eigenvectors, and can be extracted from an adiabatic dynamical process as discussed in Appendix A.

III. TOPOLOGICAL CLASSIFICATION FROM THE SR PERSPECTIVE

Having discussed how linkages with the SR correspond to nontrivial braidings of the eigenenergies, we shall now show how the SR also provides geometrical interpretations of the *eigenstate* topology. Specifically, the SR pic-

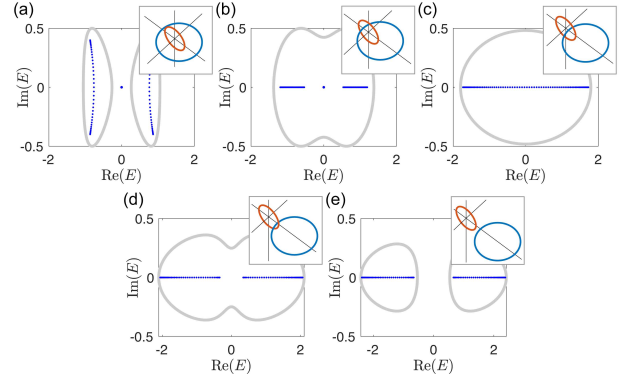


FIG. 3. Spectrum of Hamiltonian (14). Gray and dark blue colors indicate the PBC and OBC spectra respectively. The parameters are $g_y = 0.5$, $t_2 = \sqrt{32}$, with (a) $t_1 = 0.3$; (b) $t_1 = 0.6$; (c) $t_1 = 1$; (d) $t_1 = 1.3$; and (e) $t_1 = 1.6$. The insets show the geometric features, with red and blue loops indicating the SR and the $\mathbf{d}(k)$ -loop.

ture allows us to visualize how different symmetries lead to different topological classifications in non-Hermitian systems.

While Hermitian systems can be classified by the time-reversal, particle-hole, and chiral symmetries (TRS, PHS, CS), each of them possesses a conjugated variant in the non-Hermitian case, leading to a richer classification¹⁶. As the time-reversal symmetry cannot protect 1D topological properties by itself even in Hermitian systems^{29,30}, we shall consider only the other two symmetries and their variants given by (based on the notation of Ref. 16):

$$\begin{aligned} \text{CS} : \Gamma^{-1} H^\dagger(k) \Gamma &= -H(k); \\ \text{SLS} : \mathcal{S}^{-1} H(k) \mathcal{S} &= -H(k), \\ \text{PHS}^\dagger : \mathcal{T}_-^{-1} H^*(k) \mathcal{T}_- &= -H(-k); \\ \text{PHS} : \mathcal{C}_-^{-1} H^T(k) \mathcal{C}_- &= -H(-k); \end{aligned}$$

where Γ , \mathcal{S} , \mathcal{T}_- , and \mathcal{C}_- represent some unitary operators, whose actual forms depend on the basis and the explicit physical systems under consideration. The abbreviation SLS refers to “sublattice symmetry”, which coincides with CS in the presence of Hermiticity. In Table I, we summarize some general results. The CS and SLS symmetries guarantee that the $\mathbf{d}(k)$ -loop lies in a 2D plane, thereby leading to Z -type topological classifications corresponding respectively to the number of times the $\mathbf{d}(k)$ -loop encloses the SR, or the two intersecting points of the SR and the 2D plane. On the other hand, the PHS[†] and PHS symmetries only require a self-symmetric $\mathbf{d}(k)$ -loop. In these cases, the systems possess Z_2 topologies related only to the high-symmetric points for PHS[†] systems, or to the singularity points of $\mathbf{d}(k)$ -loop and the SR-plane for PHS systems. Each of these symmetries are analyzed in detail in the following subsections.

In matching the topological boundary states with bulk topological properties of non-Hermitian systems,

Symmetry	NHSE	Topological quantity	Geometric features
CS	No	Z	
SLS	Yes	Z	
PHS [†]	Yes	Z_2	
PHS	No	Z_2	

TABLE I. Summary of the results of systems with different symmetries. In the figures, red and blue loop indicate possible distinct configurations of the SR and the $\mathbf{d}(k)$ -loop respectively. Red, blue and yellow dots indicate the crucial points related to the topological characterizations, as explained in details in Sections III A to III D.

one caveat is that non-reciprocity may pump all bulk eigenstates towards the boundaries, leading to non-Bloch eigenstates known as skin states. This effect, dubbed as the “non-Hermitian skin effect” (NHSE), leads to totally different OBC and PBC eigenspectra, not just for the boundary eigenstates but for all eigenstates^{5,9–11,18}. As such, the band touchings and topological transitions of the OBC spectrum are not expected to coincide with the PBC band touching points, i.e. jumps in the linkage between the SR and the $\mathbf{d}(k)$ -loop. Nevertheless, the OBC spectrum must lie in the interior of the PBC loop in the presence of the NHSE.⁵. Therefore, the band touching of the OBC spectrum (and hence a topological transition) can occur only when the two PBC bands form a single closed loop, or when they touch, i.e. when the SR and the $\mathbf{d}(k)$ -loop are linked to each other⁴⁹. We illustrate this

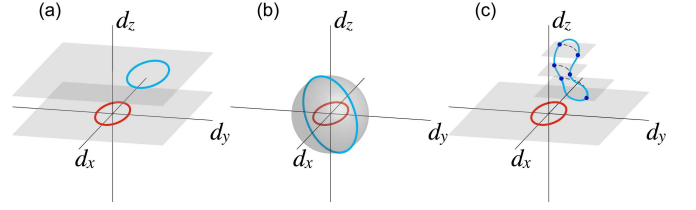


FIG. 4. The three scenarios where the NHSE is absent. (a) $\mathbf{d}(k)$ -loop (blue) lies in a plane parallel to the SR (red); (b) $\mathbf{d}(k)$ -loop lies on a sphere center at the origin; (c) each pair of k , e.g. the pairs of blue points, satisfies conditions Eqs. (15) and (16). Scenarios (a) and (b) are special cases of (c).

constraint on topological phase transition in Fig. 3, which features the generalized non-Hermitian SSH model^{5,9}

$$h(k) = (t_1 + t_2 \cos k)\sigma_x + (t_2 \sin k + ig_y)\sigma_y. \quad (14)$$

The OBC skin bands (dark blue) are contained within the PBC loops (gray), and are able to touch and annihilate the topological zero mode at the origin only at nonzero vorticity Fig. 3(b,c,d), where the SR and the $\mathbf{d}(k)$ -loop are linked to each other in shown in the insets. Indeed, this topological phase transition occurs at Fig. 3(c), when $t_1^2 = g_y^2 + t_2^2$.

To geometrically study the topological characteristics of a system, then, it will be crucial to first understand how to detect the NHSE geometrically. A Hamiltonian h without NHSE is reciprocal (satisfies $h(k) = h^T(-k)$) and have identical PBC and OBC arc-like spectra (except for edge states). Therefore its eigenenergies must move along an arc-like spectrum back and forth when k varies from zero to 2π ⁵, leading to at least two-fold degeneracy of a single band, i.e. for any k_1 , there exists $k_2 \neq k_1$, such that $E_{\pm}(k_1) = E_{\pm}(k_2)$. This condition suggests that both

$$(i) \quad \sum_{n=x,y,z} d_n(k_1)g_n = \sum_{n=x,y,z} d_n(k_2)g_n, \quad (15)$$

i.e. the line connecting the two points $\mathbf{d}(k_1)$ and $\mathbf{d}(k_2)$ is parallel to the SR (in the plane of $\sum_{n=x,y,z} g_n d_n = 0$), and

$$(ii) \quad \sum_{n=x,y,z} d_n^2(k_1) = \sum_{n=x,y,z} d_n^2(k_2), \quad (16)$$

i.e. the two points have the same modular length. Therefore, a system exhibits no NHSE only when the $\mathbf{d}(k)$ -loop stays in a plane parallel to the SR [Fig. 4(a)], or on a sphere whose centering at the origin [Fig. 4(b)] or, in a more complicated general scenario, each pair of k points separately satisfies the above conditions [Fig. 4(c)]. An additional useful fact is that Hamiltonians without NHSE cannot exhibit a linkage between $\mathbf{d}(k)$ and the SR, because having the linkage will imply the existence of non-degenerate spectral loops (see Fig. 1).

As detailed below, one can thus show that of the four symmetries considered, the SLS and PHS[†] cases suffer

from the NHSE. Their geometric SR pictures can be constructed after switching to a non-Bloch basis via analytically continuing $k \rightarrow k + i\kappa$, such that the bulk-boundary correspondence is restored^{5,8,9}.

A. Chiral symmetry (CS)

For a two-component Hamiltonian $H(k) = (\mathbf{d} + i\mathbf{g}) \cdot \boldsymbol{\sigma}$, the vectors \mathbf{d} and \mathbf{g} are orthogonal to each other in the presence of CS, i.e. $\Gamma^{-1}H^\dagger(k)\Gamma = -H(k)$, as a complex term $(d_n + ig_n)\sigma_n$ cannot be mapped to its complex conjugation $(d_n - ig_n)\sigma_n$ with a unitary operator Γ . As a consequence, the $\mathbf{d}(k)$ -loop and the SR (with its normal vector given by \mathbf{g}) lie in the same plane. The system is thus free from the NHSE, and shall exhibit the conventional BBC. As an example, we consider a “C-symmetric SSH model” described by

$$\begin{aligned}\mathbf{d} &= (t_1 + t_2 \cos k, t_2 \sin k, 0) \\ \mathbf{g} &= (0, 0, g_z),\end{aligned}\quad (17)$$

with CS operator given by $\Gamma = \sigma_z$. In this model, the $\mathbf{d}(k)$ -loop and the SR are both in the d_x - d_y plane, and they can fall into four topologically different configurations, as shown in Fig. 5 with their typical spectra. Figs. 5(a) and (b) illustrate topologically trivial and nontrivial scenarios respectively, and are analogous to Hermitian SSH cases since the SR can be continuously shrunk towards the origin without touching the $\mathbf{d}(k)$ -loop. The topologically nontrivial case of (b) has a pair of edge states with opposite imaginary eigenenergies. In Fig. 5(c), the $\mathbf{d}(k)$ -loop is enclosed by the SR, corresponding to a purely imaginary spectrum. Due to their geometrically distinct SR configurations, these three gapped phases cannot in general be directly transformed into each other, unless they go through a gapless phase like in Fig. 5(d). In this phase, the system has pairs of EPs protected by CS, which can only be gapped out when they merge into each other and annihilate.

Since the BBC is preserved, we can calculate the Berry phase γ_\pm as defined in Eq. (11) for a single band to distinguish the above configurations. Although their sum γ_{sum} is trivial since both the SR and the $\mathbf{d}(k)$ loop are confined to the same plane, individually they can still distinguish between the various possible phases. With some straightforward calculations, the Berry phase can be expressed as

$$\gamma_\pm = -\text{Im} \oint_0^{2\pi} dk \left[-i \frac{1 \pm \cos \varphi}{2} \frac{\partial \theta}{\partial k} \right], \quad (18)$$

with $\cos \varphi = ig_z/E_+$, $\cos \theta = d_x/\sqrt{d_x^2 + d_y^2}$ and $E_+ = \sqrt{d_x^2 + d_y^2 - g_z^2}$. In the case with a real E_+ , the Berry phase is solely given by the winding of the \mathbf{d} vector in the d_x - d_y plane, and unaffected by the non-Hermitian term g_z . However, in the case with an imaginary E_+ , since now $\cos \varphi$ takes a real value, g_z acts like a real mass term and

contributes a k -dependent coefficient to the derivation of θ , leading to a non-quantized Berry phase. Consistently, for each case of Fig. 5, we find that γ_\pm takes zero in (a), π in (b), a non-quantized value in (c), and is ill-defined in (d) as the two bands become gapless. A phase diagram depicting the Berry phase γ_+ is shown in Fig. 6. For the insulating phases with a real spectrum, the Berry phase can be expressed as $\gamma_\pm = \pi\nu_{\text{CS}}$, with

$$\nu_{\text{CS}} = \frac{1}{2\pi} \oint_0^{2\pi} dk \frac{\partial \theta}{\partial k} \quad (19)$$

the winding number corresponding to how many times that the $\mathbf{d}(k)$ -loops encloses SR, leading to a Z -type topological classification of systems with the same symmetry.

B. Sublattice symmetry (SLS)

The SLS is characterized by $\mathcal{S}^{-1}H(k)\mathcal{S} = -H(k)$, it involves no complex conjugation, hence if a term of $d_n\sigma_n$ can be mapped to $-d_n\sigma_n$ with a unitary operator \mathcal{S} , so can $ig_n\sigma_n$. This ensures that the vectors \mathbf{d} and \mathbf{g} lie in the same plane for each k . Therefore the SR is always perpendicular to the plane containing the $\mathbf{d}(k)$ -loop, and intersect the plane at two “singularity points”.

Due to symmetry protection, a winding number can be defined for each of these two singularity points, namely as how many times the $\mathbf{d}(k)$ -loop winds around it⁷. The difference between these two winding numbers give the vorticity and indicates the linking number of the $\mathbf{d}(k)$ -loop and the SR. On the other hand, the sum of them is closely related to the number of edge states of a semi-infinite system⁷. However, SLS does not eliminate the NHSE, suggesting that the winding numbers and the edge states under OBCs may not always match each other. In particular, the NHSE is unavoidable in the case with a nonzero linking number, as the complex spectrum must form some loops enclosing the origin on the complex plane.

To give a concrete example, we consider a “SL-symmetric non-Hermitian SSH model” described by

$$\begin{aligned}\mathbf{d} &= (t_1 + t_2 \cos k, t_2 \sin k, 0) \\ \mathbf{g} &= (g_x, g_y, 0),\end{aligned}\quad (20)$$

which satisfies SLS with $\mathcal{S} = \sigma_z$. In this model, g_y corresponds to a non-Hermitian non-reciprocal hopping term, which induces the NHSE^{4,5,9}. To uncover the geometric origin of the topological edge states in this model, we need to consider the non-Bloch Hamiltonian $\bar{H}(k) = H(k + i\kappa)$, which recovers the OBC skin spectrum and is free of the NHSE^{5,9}. With some further analysis in Appendix B1, we obtain that the spectrum forms a doubly degenerate arc when

$$e^{4\kappa} = \frac{t_1^2 + g_y^2 + 2t_1g_y + g_x^2}{t_1^2 + g_y^2 - 2t_1g_y + g_x^2}, \quad (21)$$

which determines κ of the SL-symmetric SSH model.

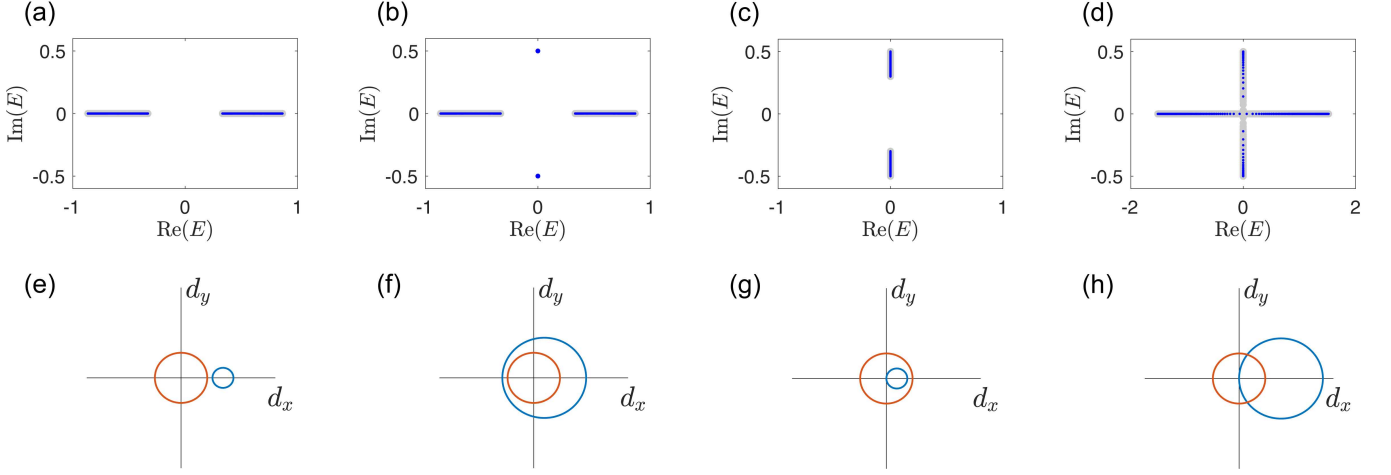


FIG. 5. Spectra and SR configurations of the C-symmetric SSH model. In each panel from (a) to (d), gray and dark blue colors indicate the PBC and OBC spectra respectively. (e)-(h) The geometric features corresponding to the spectra in (a)-(d) respectively, the red loops are the SRs, and the light blue loops are the $\mathbf{d}(k)$ -loops. The parameters are $g_z = 0.5$, with (a) $t_1 = 0.8, t_2 = 0.2$; (b) $t_1 = 0.2, t_2 = 0.8$; (c) $t_1 = t_2 = 0.2$; and (d) $t_1 = t_2 = 0.8$, corresponding to topologically trivial, nontrivial, non-quantized and gapless cases. In (b), the number of topological modes correspond to the Z winding number of the $\mathbf{d}(k)$ -loops around the SR loop.

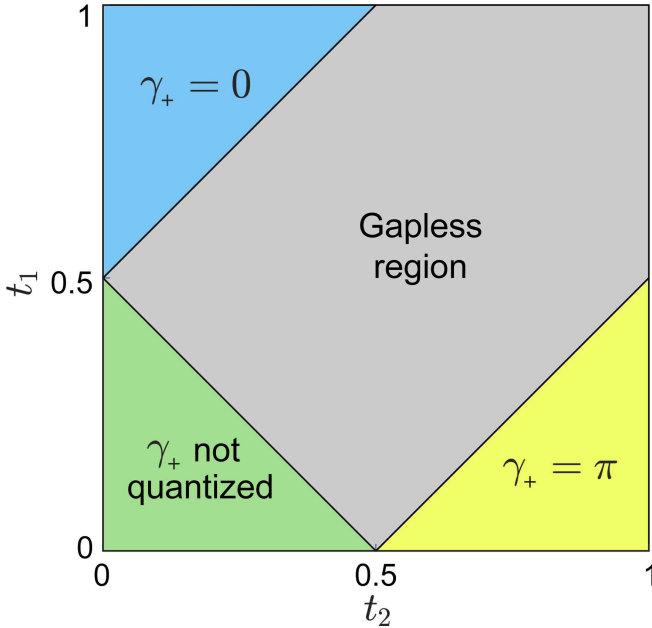


FIG. 6. Phase diagram of the single-band Berry phase [Eq. (18)] of the C-symmetric SSH model with $g_z = 0.5$.

In Fig. 7, we illustrate the PBC and OBC spectra for the original $H(k)$, and the geometric features of its corresponding $\bar{H}(k)$. Note that the PBC and OBC spectra of $\bar{H}(k)$ coincide with the OBC spectrum of $H(k)$, with the exception of the topological modes. This system has two topologically distinct phases, with the $\bar{\mathbf{d}}$ -loop enclosing either both or none of the two singularity points, as shown in Fig. 7(a) and (c) respectively. A phase transition between the two phases can be determined by re-

quiring $\bar{E}_{\pm} = 0$, which yields

$$\cos(k - \alpha) = -f_0 \sqrt{f_1^2 + f_2^2} = -2t_1 g_x \sqrt{f_3^2 + f_4^2}. \quad (22)$$

At this transition point, the $\mathbf{d}(k)$ -loop shall touch the SR at two points, as in Fig. 7(e).

Note that since the non-Hermitian term $\bar{\mathbf{g}}$ in $\bar{H}(k)$ depends on k , the $\bar{\mathbf{d}}$ -loop and the SR have to be obtained with the normalization procedure introduced in Section II B. As such, in Fig. 7(d-f), the $\bar{\mathbf{d}}$ -loop and the SR do not have to satisfy the conditions of Eqs. (15) and (16), even though the NHSE has been removed by the complex deformation $k \rightarrow k + i\kappa$. This is because the normalization distorts the geometry while still keeping the topological information.

For a more general model with SLS, the $\bar{\mathbf{d}}(k)$ -loop can wind around the two singularity points multiple times, giving rise to a Z -type topological classification of the system. It is worth mentioning that while the $\mathbf{d}(k)$ -loop of the original Hamiltonian $H(k)$ can link with the SR and enclose the two singularity points a different number of times, the $\bar{\mathbf{d}}$ -loop cannot as the effective Hamiltonian $\bar{H}(k)$ does not possess NHSE, and cannot have nontrivial vorticity.

C. Conjugated particle-hole symmetry (PHS †)

Having discussed the two non-Hermitian extensions of Hermitian Z -type topology protected by chiral symmetry, we next turn to the Z_2 topology protected by PHS and its non-Hermitian variant PHS † , both of which have received less attention in the study of non-Hermiticity. In Hermitian system, PHS ensures that the pseudospin

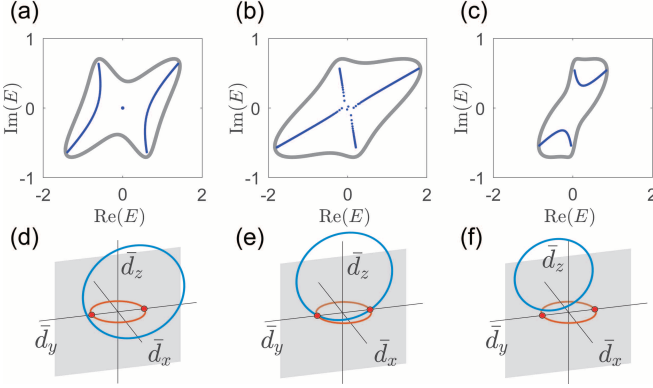


FIG. 7. Spectrum and SR winding pictures of the SL-symmetric SSH model, with (a-c) respectively corresponding to topologically trivial, gapless and nontrivial. In each panel, gray and dark blue curves indicate the PBC and OBC spectra respectively. (d-f) the geometric features corresponding to (a-c), the red loops are the SR, and in light blue are the $\bar{\mathbf{d}}(k)$ -loops which are confined to the gray planes. The red dots are the singularity points in those planes. Parameter used are $g_x = g_y = 0.5$ and $t_2 = 1$, with (a) $t_1 = 0.5$; (b) $t_1 = 0.9$; (c) $t_1 = 1.2$, which correspond to topological, gapless and trivial phases respectively.

vector always winds a solid angle of either 0 or 2π , corresponding to a Berry phase of 0 or π ³⁴. Here, we first consider the variant PHS[†] described by $\mathcal{T}_-^{-1}H^*(k)\mathcal{T}_- = -H(-k)$, which also restricts the behavior of the $\mathbf{d}(k)$ -loop. For illustration, we consider an example given by a “PH[†]-symmetric” non-Hermitian SSH model”

$$\begin{aligned} \mathbf{d} &= (t_1 + t_2 \cos k, t_2 \sin k, 0) \\ \mathbf{g} &= (0, g_y, g_z), \end{aligned} \quad (23)$$

with the CS and the SLS previously discussed broken by g_y and g_z respectively. Nevertheless, because the Hermitian part $\mathbf{d} \cdot \boldsymbol{\sigma}$ belongs to the Hermitian BDI symmetry class and already satisfies a PHS, we shall name the resultant symmetry of this non-Hermitian model as PHS[†], with $\mathcal{T}_- = \sigma_z$. While this model has already been investigated in detail in Ref. 14, we shall unveil how it can be further characterized geometrically with the SR.

Due to the non-reciprocal coupling from g_y , Eq. 23 also possesses NHSE. Hence we consider the non-Bloch Hamiltonian with $k \rightarrow k + i\kappa$, described by

$$\bar{H}(k) = (\bar{\mathbf{d}} + i\bar{\mathbf{g}}) \cdot \boldsymbol{\sigma}, \quad (24)$$

which gives a doubly degenerate spectrum when

$$e^{4\kappa} = \frac{t_1^2 + g_y^2 + 2t_1g_y}{t_1^2 + g_y^2 - 2t_1g_y}, \quad (25)$$

with detailed derivation given in Appendix B 2. Furthermore, the explicit form of the non-Bloch Hamiltonian in Appendix B 2 indicates that the $\bar{\mathbf{d}}$ -loop has a two-fold rotation symmetry regarding \bar{d}_x -axis, and both it and the SR must cross the \bar{d}_x -axis at the two high-symmetric

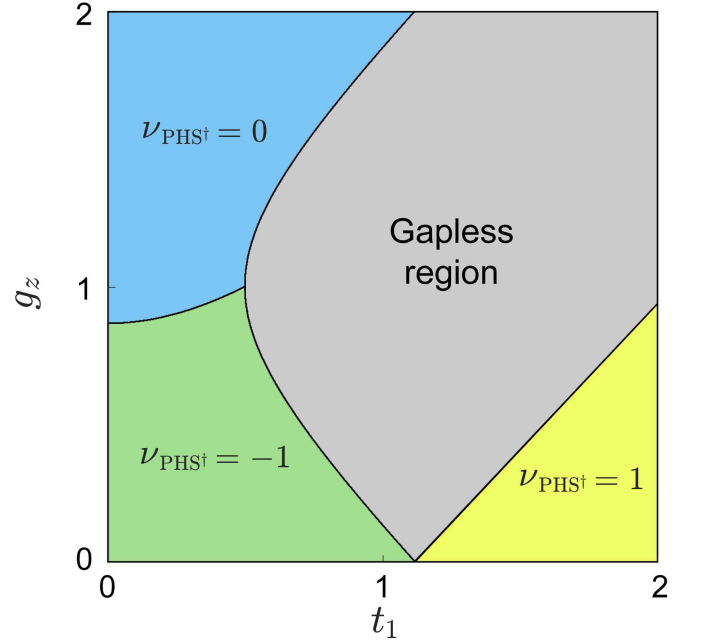


FIG. 8. Phase diagram of ν_{PHS^\dagger} [Eq.26] for the PH[†]-symmetric SSH model with fixed $\gamma_y = 0.5$ and $t_2 = 1$.

points of $k_0 = 0$ or π . Also, the $\bar{\mathbf{d}}$ -loop cannot link to the SR since $\bar{H}(k)$ does not have NHSE. Due to these results, there are only three different gapped phases that cannot transform into each other without closing the band gap: at both the two high-symmetric points, the non-vanishing terms satisfy

- i) $|\bar{d}_x(k_0)| > r_{\bar{\mathbf{g}}}(k_0)$ and $\bar{d}_x(0)\bar{d}_x(\pi) > 0$;
- ii) $|\bar{d}_x(k_0)| < r_{\bar{\mathbf{g}}}(k_0)$; and
- iii) $|\bar{d}_x(k_0)| > r_{\bar{\mathbf{g}}}(k_0)$ and $\bar{d}_x(0)\bar{d}_x(\pi) < 0$,

with $r_{\bar{\mathbf{g}}}(k) = \sqrt{\bar{g}_y^2(k) + \bar{g}_z^2(k)}$ the radius of the normalized SR. These three cases can be distinguished by a topological invariant defined as

$$\nu_{\text{PHS}^\dagger} = \text{Sign}\{\text{Re}[\bar{S}_x(0)][\text{Re}[\bar{S}_x(\pi)]]\} \quad (26)$$

which takes 1, 0, and -1 respectively, with $\bar{S}_x(k) = \bar{d}_x(k)/\bar{E}_+(k)$, $\bar{E}_+(k)$ a non-Bloch eigen-energy which is imaginary in case (ii), and real in cases (i) and (iii). This number ν_{PHS^\dagger} provides a Z_2 classification of the two topological insulating phases. In Fig. 8 we illustrate the phase diagram of this model, which also contains a gapless region where all the eigenenergies are either purely imaginary or real. In such cases, we find that the two high-symmetric points have imaginary and real eigenenergies respectively.

In Fig. 9, we illustrate the spectra and the geometrical properties of this model. As now $\bar{\mathbf{g}}$ has a dependence of k , we need to consider the normalization of SR in Sec. IIB, which also rotates the high-symmetric points from \bar{d}_x -axis to \bar{d}_y -axis. In Fig. 9(b) with $\nu_{\text{PHS}^\dagger} = -1$, there is a pair of edge states protected by an imaginary line-gap. These edge states may not disappear when the two

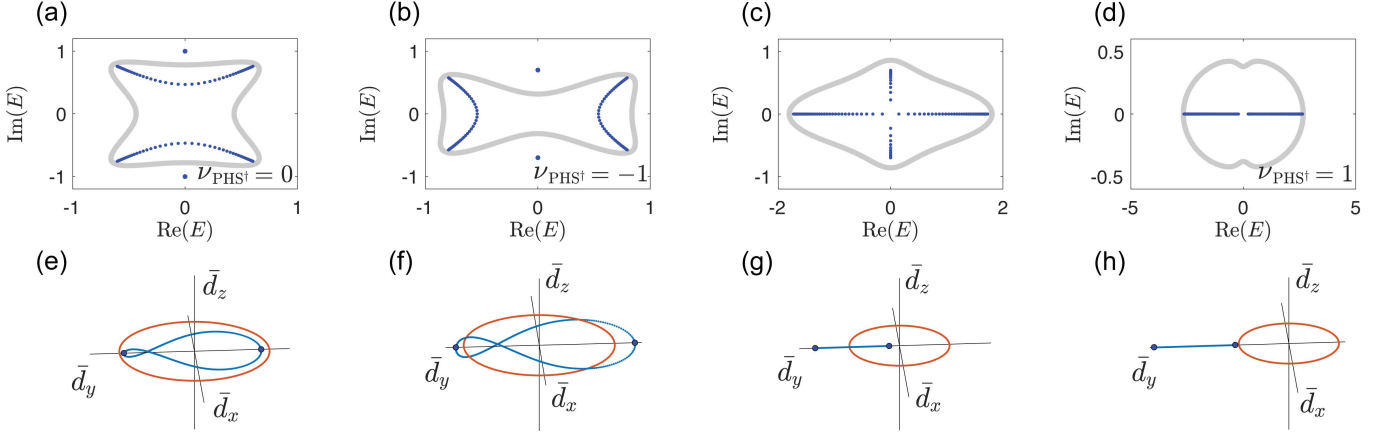


FIG. 9. Spectrum and SR winding behavior of the PH^\dagger -symmetric SSH model. In (a-d), gray and dark blue curve indicate the PBC and OBC spectra respectively, with the PBC spectra bearing no direct influence on the presence and position of topological modes. In (e-h), the red loops are the SR, and in light blue ones are the $\bar{\mathbf{d}}$ -loops, corresponding to (a-d) respectively. The blue dots indicate the high-symmetric points, which fall onto the \bar{d}_y -axis after normalizing the SR. (e) $\nu_{\text{PHS}^\dagger} = 0$ when the two high-symmetric points are inside the SR. (f,h) When the two high-symmetric points are outside the SR, ν_{PHS^\dagger} takes -1 or 1 , depending on whether the two points are separated by the SR along \bar{d}_y -axis or not. The parameters are $g_y = 0.5$ and $t_2 = 1$, with (a) $t_1 = 0.2$, $g_z = 1$; (b) $t_1 = 0.2$, $g_z = 0.7$; (c) $t_1 = 1$, $g_z = 0.7$; and (d) $t_1 = 1.8$, $t_2 = 0.7$.

bands touch and become gapped by a real line-gap [with $\nu_{\text{PHS}^\dagger} = 0$ as in Fig. 9(a)], but it is no longer protected by the gap. In all the four cases, the PBC spectra assume qualitatively similar closed loops, but their OBC spectra are topologically distinct, and can be well characterized by the invariant ν_{PHS^\dagger} .

Finally, it is also observed that the spectra in Fig. 9(c,d) fall only onto the real and imaginary axis, as the normalized $\bar{\mathbf{d}}$ -loop becomes a line on the \bar{d}_x axis in the vector space. To understand this, we note that the non-Bloch Hamiltonian in Appendix B 2 satisfies $\bar{\mathbf{d}}(\mathbf{k}) \cdot \bar{\mathbf{g}}(\mathbf{k}) = 0$ for any \mathbf{k} when $t_1 > g_y > -t_1$ (or when $t_1 < g_y < -t_1$), hence it recovers an effective CS and its spectrum behaves similarly to the C-symmetric SSH model discussed in Section III A.

D. Particle-hole symmetry (PHS)

PHS is described by $\mathcal{C}_-^{-1} H^T(\mathbf{k}) \mathcal{C}_- = -H(-\mathbf{k})$. With some straightforward analysis, we can see that it is impossible to preserve the PHS while breaking both the CS and SLS with non-Hermitian terms of (g_x, g_y, g_z) in the SSH model. In the non-Hermitian setting, PHS enforces

$$\begin{aligned} d_x(k) + ig_x(k) &= -d_x(-k) - ig_x(-k), \\ d_y(k) + ig_y(k) &= -d_y(-k) - ig_y(-k), \\ d_z(k) + ig_z(k) &= d_z(-k) + ig_z(-k), \end{aligned} \quad (27)$$

which yields $E_\pm(k) = E_\pm(-k)$, ensuring that the system is always free from NHSE. Without loss of generality, we consider k -independent non-Hermitian terms as before, which yields $g_x = g_y = 0$ as required by PHS. Therefore, for an illustrative model, we consider a non-Hermitian

extension of the Kitaev model^{34,50} given by

$$\begin{aligned} d_x &= \Delta_2 \sin \phi \sin 2k, \\ d_y &= \Delta_1 \sin k + \Delta_2 \cos \phi \sin 2k, \\ d_z &= -t_1 \cos k - t_2 \cos 2k + \mu, \\ \mathbf{g} &= (0, 0, g_z), \end{aligned} \quad (28)$$

with the PHS operator given by $\mathcal{C}_- = \sigma_x$. The absence of chiral symmetry is ensured by the next-nearest-neighbor couplings t_2 and Δ_2 with a non-zero phase ϕ , leaving the zero edge states solely protected by PHS³⁴. Restricted by PHS, the $\mathbf{d}(\mathbf{k})$ -loop must be two-fold rotationally symmetric about the d_z -axis, and the SR must lie on the d_x - d_y plane. Thus the system only has two topologically different phases, depending on whether the $\mathbf{d}(\mathbf{k})$ -loop “encloses” the SR or not, as shown in Fig. 10(a) and (c). More specifically, the system has a pair of zero edge modes when the $\mathbf{d}(\mathbf{k})$ -loop intersects the d_x - d_y plane outside the SR, and has no edge modes otherwise (intersects inside the SR, or does not touch the plane). These two cases can be regarded as deformations of the two topologically distinct phases of the Hermitian extended Kitaev model, whose topology can be characterized by a \mathbb{Z}_2 quantity defined by the two high-symmetry points $k = 0$ and π as

$$\nu_{\text{H-PHS}} = \text{Sign}[d_z(0)d_z(\pi)]. \quad (29)$$

However, in a non-Hermitian system, the $\mathbf{d}(\mathbf{k})$ -loop may touch the SR at any pair of $\pm k$, which induces a topological phase transition [Fig. 10(b)]. Hence, in contrast to Hermitian systems with PHS, the two topologically different phases here cannot be distinguished solely by looking at the two high-symmetry points.

To characterize the topological properties of the system, we note that in Hermitian system, the quantity

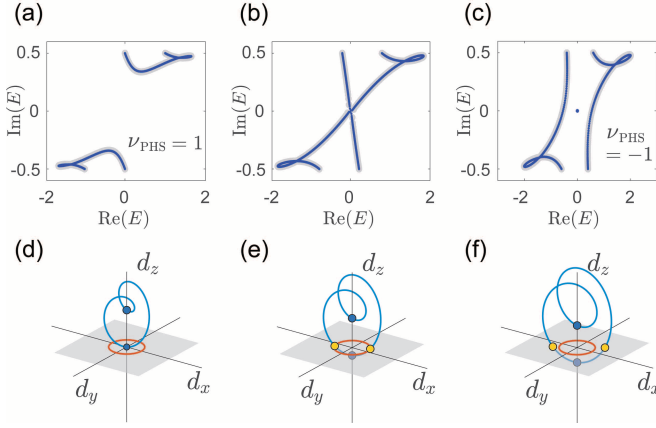


FIG. 10. Spectrum and SR winding visualizations of the PH-symmetric non-Hermitian extended Kitaev model, with cases (a-c) being topologically trivial, gapless and nontrivial respectively. In (a-c), gray and dark blue curves indicate the PBC and OBC spectra respectively. In (d-f), the red loops are the SR, and in light blue are the $\mathbf{d}(k)$ -loops, corresponding to (a-c) respectively. The gray areas in (d-f) are the planes containing the SR. The blue dots correspond to the high-symmetric points, and the yellow ones indicate where the $\mathbf{d}(k)$ -loops penetrate the SR-plane. The parameters are $\gamma_z = 0.5$, $\phi = \pi/2$, $\mu = 1$, $t_1 = \Delta_1 = 0.5$, with (a) $t_2 = \Delta_2 = 0.5$; (b) $t_2 = \Delta_2 = 0.711$; (c) $t_2 = \Delta_2 = 0.9$.

$\nu_{\text{H-PHS}}$ can also be expressed as $(-1)^N$, with N the number of times that the vector $\mathbf{h}(k)$ penetrates the $h_x - h_y$ plane when k varies from 0 to π . In our system, a nonzero g_z induce the SR, but does not change the topological property until the SR touches the \mathbf{d} -loop. Therefore the topological invariant related to PHS can be simply defined as

$$\nu_{\text{PHS}} = (-1)^{N_+}, \quad (30)$$

with N_+ the number of times that the vector $\mathbf{h}(k)$ penetrates the $d_x - d_y$ plane *outside the SR* when k varies from 0 to π .

IV. 2D EXTENSION

A. Geometric features and PBC spectrum

To further illustrate the usefulness of our SR geometric picture, we extend our analysis of 1D systems to 2D cases, where geometric visualization provides greater insights. In 2D two-component systems, the trajectory of $\mathbf{d}(k)$ -vector throughout the Brillouin zone forms a 2D torus in a 3D vector space. Other than having robust band touchings with the SR, this 2D torus can also be in topologically distinct geometric configurations with the SR, resulting in qualitatively different band structure.

To give an example, we consider a 2D system described

by

$$H_{2D}(k_x, k_y) = \sum_{n=x,y,z} (d_n(k_x, k_y) + ig_n)\sigma_n, \quad (31)$$

with

$$\begin{aligned} d_x(k_x, k_y) &= (t_1 + t_2 \cos k_x) \cos k_y \\ d_y(k_x, k_y) &= t_2 \sin k_x \\ d_z(k_x, k_y) &= (t_1 + t_2 \cos k_x) \sin k_y + \mu. \end{aligned} \quad (32)$$

The winding of $\mathbf{d}(k_x, k_y)$ vector forms a perfect torus, with the major and minor radii given by t_1 and t_2 respectively, and the center of the torus given by μ . Other than touching each other, there are four distinct geometric possibilities between the \mathbf{d} -torus and the SR under different parameters, as shown in Fig. 11. In Fig. 11(a), the SR runs through the tube of the \mathbf{d} -torus. Here the $\mathbf{d}(k_x, k_y)$ vector winds around the SR when k_x varies through a period with fixed k_y , but not when k_y is instead varied with fixed k_x . Hence its corresponding spectrum versus k_y forms a cylinder-like manifold as shown in Fig. 11(e), indicating nontrivial linkage (half-integer vorticity) along k_x but not k_y . In Fig. 11(b), the \mathbf{d} -torus is completely separated from the SR, while in Fig. 11(c), it completely encloses the SR such that the latter can be shrunk into a point. In both cases (b,c), any 1D closed path on the torus cannot link with the SR, resulting in two PBC bands that are fully separated from each others (zero vorticity), as illustrated in Fig. 11(f,g). On the other hand, the SR can also enclose the \mathbf{d} -torus [11(d)], which gives the case of 11(a) but with the roles of k_x and k_y exchanged: the $\mathbf{d}(k_x, k_y)$ vector instead winds around the SR when k_y varies through a period with fixed k_x , but not when k_x varies with k_y being fixed. Consequently, the spectrum versus k_y gives two separate bands for each fixed k_x , but which evolve into each other when k_y varies over a period of 2π [11(h)].

In the above, we have seen that the two bands can evolve into each other either along the k_x or k_y direction (half integer vorticity), or not evolve at all (integer vorticity). Naturally, one may ask whether the two bands can evolve into each other along both k_x and k_y directions simultaneously. Such a scenario is possible with a shift of the quasi-momentum, i.e. $k_x \rightarrow k_x + k_y$, of the Hamiltonian of Eqs. 32. In Fig. 12, we illustrate

$$H'_{2D}(k_x, k_y) = H_{2D}(k_x + k_y, k_y) \quad (33)$$

for the case where the SR threads within the circumference of the $\mathbf{d}'(k_x, k_y)$ torus. Since $\mathbf{d}'(k_x, k_y)$ now winds around the SR along both the k_x and k_y directions, the spectrum forms a cylinder-like manifold versus each quasi-momentum [Fig. 12(b,c)]. In general, arbitrarily large vorticities can be obtained in either direction via a combination of generalized Dehn twists $k'_x = ak_x + bk_y$, $k'_y = ck_x + dk_y$ and intrinsic windings present in the mapping $\mathbf{d}(k'_x, k'_y)$, where a, b, c, d are integers.

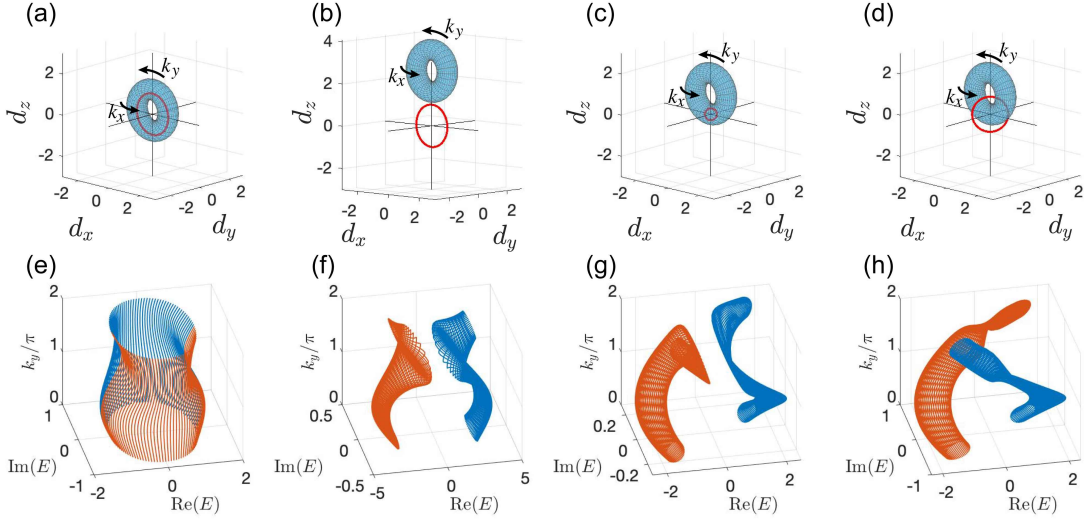


FIG. 11. Various distinct geometric configurations (a-d) and corresponding PBC spectra versus k_y (e-h) of the 2D model given by Eqs. (31,32). The blue tori and the red loops in (a)-(d) represent the \mathbf{d} -torus and SR respectively. Cases (a,d) exhibit vorticities in the k_x and k_y directions respectively, but not cases (b,c) which are however topologically distinct. Parameters used are (a) $\mu = 0.2$, $g_y = 1$, $g_x = g_z = 0$; (b) $\mu = 2.6$, $g_y = 1$, $g_x = g_z = 0$; (c) $\mu = 1$, $g_x = -g_y = 0.2$, $g_z = 0$; and (d) $\mu = 1$, $g_x = -g_y = 0.6$, $g_z = 0$. Other parameters are $t_1 = 1$ and $t_2 = 0.5$.

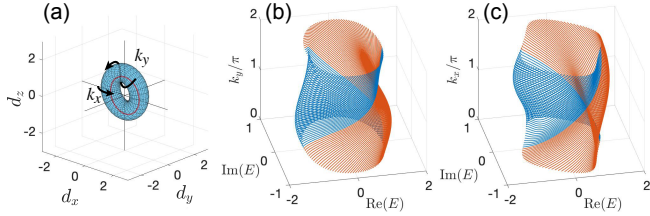


FIG. 12. Geometric configuration and spectra versus k_y or k_x of the 2D model given by Eq. (33), where a Dehn twist around the torus gives rise to nontrivial vorticity in both directions. The parameters are $t_1 = 1$, $t_2 = 0.5$, $\mu = 0.2$, $g_{x,z} = 0$, $g_y = 1$.

B. Topological boundary states under OBCs

The two cases shown in Fig. 11(b,c), while sharing similar PBC spectrum, are topologically distinct in their SR geometric visualizations. This distinction translates to topologically different OBC bands as well. By continuously tuning the non-Hermitian terms to zero, the SR in these cases can shrink into a point at the origin without touching the \mathbf{d} -torus, where usual Bloch sphere homotopy arguments gives a Chern number of 0 and ± 1 (or -1) respectively. A nonzero Chern number indicates chiral boundary states under OBCs, which are also inherited by the non-Hermitian system. Similar to 1D systems, a topological phase transition marking the emergence or disappearance of chiral-like boundary states can occur only when the \mathbf{d} -torus and the SR are linked [Fig. 11(a,d)], or when they intersect. In Fig. 13 we

demonstrate a transition between cases with and without chiral-like boundary states with OBCs along y direction, with the non-Hermitian terms set to

$$g_x = g_0 \cos(\pi/6), \quad g_y = g_0 \sin(\pi/6), \quad g_z = 0 \quad (34)$$

for a clearer illustration. The SR is enclosed by the \mathbf{d} -torus such that it is homotopic to a point in Fig. 13(a1), where the y -OBC spectrum in Fig. 13(a3) has a pair of 1D boundary states connecting the two separated bands. When g_0 increases, the SR will be enlarged and touch the \mathbf{d} -torus, and eventually link with it, as shown in Fig. 13(b1) and (c1). However, the y -OBC spectrum remains topologically unchanged as the two bands do not touch each other in this parameter region. Next, we increase the value of μ for a better illustration of the transition of y -OBC boundary states. Doing so shifts the \mathbf{d} -torus along d_z , such that it intersects with the SR in a certain parameter region [Fig. 13(d1,e1)]. Touching of the two bands and hence a topological phase transition emerges when the SR intersects the \mathbf{d} -torus [Fig. 13(d3)]. Further increasing μ results in a separated y -OBC bands without boundary states [Fig. 13(e3)], while the geometric features remain the same in Fig. 13(d1) and (e1).

To relate the SR winding pictures to the OBC spectra, the NHSE must be taken into account by performing the analytic continuation $k_j \rightarrow k + i\kappa_j$, with j being either x or y , and κ_j determined like in the 1D cases. We shall deal with k_x and k_y separately. We start from the PBC spectrum, and first consider the spectral flow of κ_y , with κ_x set to zero. For the non-Bloch Hamiltonian

$$\bar{H}_{2D}^y(\mathbf{k}) = H_{2D}(\mathbf{k} + i\kappa_y), \quad (35)$$

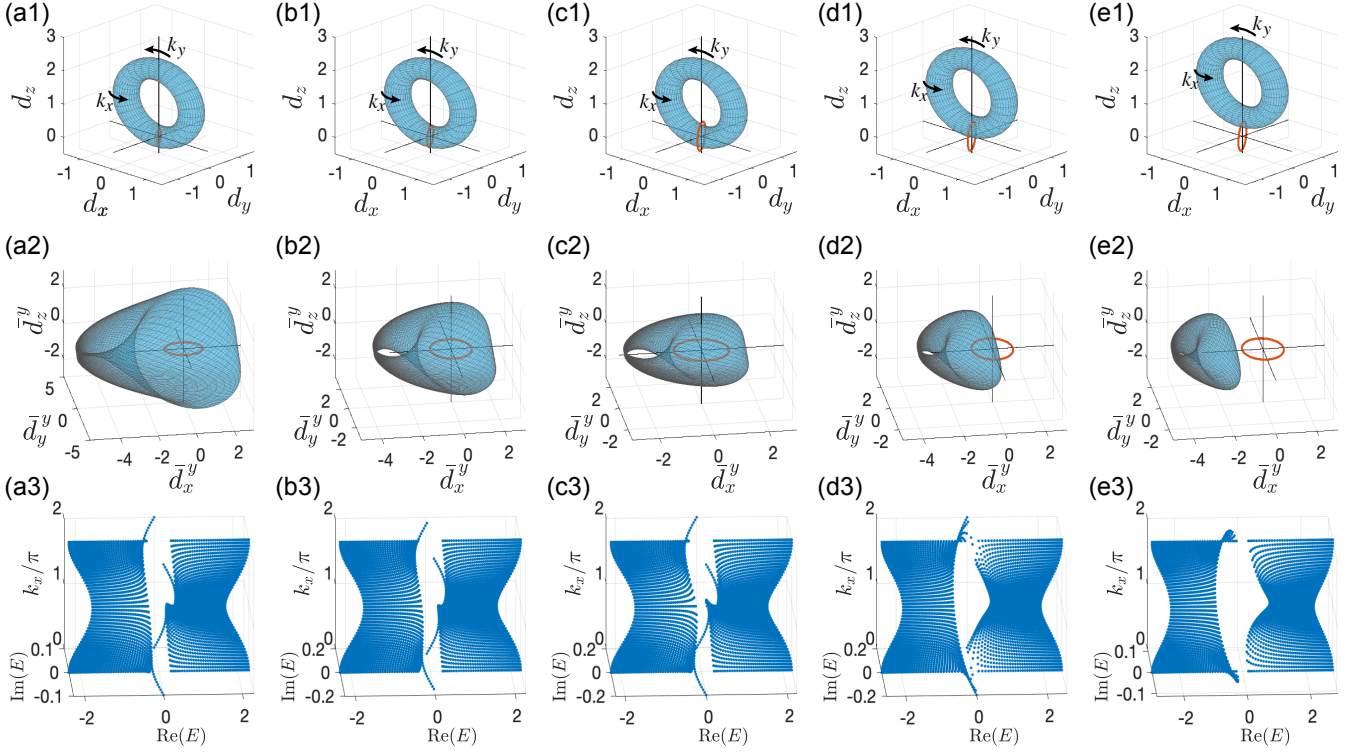


FIG. 13. Geometric visualization of the 2D effective model of $\bar{H}_{2D}^y(k_x, k_y)$, with distortion of the torus resulting from $k_y \rightarrow k_y + i\kappa_y$ and the consequently requisite normalization of the SR. The parameters are (a) $g_0 = 0.2$, $\mu = 1$, (b) $g_0 = 0.3$, $\mu = 1$, (c) $g_0 = 0.4$, $\mu = 1$, (d) $g_0 = 0.4$, $\mu = 1.3$, (e) $g_0 = 0.4$, $\mu = 1.6$, with $g_x = g_0 \cos \frac{\pi}{6}$ and $g_y = g_0 \sin \frac{\pi}{6}$. The other parameters are $t_1 = 1$, $t_2 = 0.3$, $g_z = 0$.

we obtain [see Appendix B 3]

$$e^{4\kappa_y} = \frac{\mu^2 + \gamma_x^2 + \gamma_z^2 - 2\mu\gamma_x}{\mu^2 + \gamma_x^2 + \gamma_z^2 + 2\mu\gamma_x}, \quad (36)$$

which does not depend on k_x . In Fig. 13(a2-e2), we visualize geometric features of $\bar{H}_{2D}^y(k_x, k_y)$ throughout transition from Fig. 13(a3) to (e3). The $\bar{d}^y(\mathbf{k})$ torus looks distorted due to the combination of the $k_y \rightarrow k_y + i\kappa_y$ substitution and the necessary SR normalization that transfers the momentum dependence of the non-Hermitian terms to the Hermitian terms. From Fig. 13(c2) to (e2), the SR moves from the interior of the \bar{d}^y -torus of $\bar{H}_{2D}^y(k_x, k_y)$ to its exterior, corresponding to the disappearance of the boundary states connecting the two bands from Fig. 13(c3) to (e3).

Next, we turn to the complex deformation of $k_x \rightarrow k_x + i\kappa_x$, which is associated with x -OBC spectrum. The non-Bloch Hamiltonian

$$\bar{H}_{2D}^y(\mathbf{k}) = H_{2D}(\mathbf{k} + i\kappa_y) \quad (37)$$

yields [see Appendix B 4]

$$e^{4\kappa_x} = \frac{(t_1 + \mu \sin k_y + g_y)^2 + (g_x \cos k_y + g_z \sin k_y)^2}{(t_1 + \mu \sin k_y - g_y)^2 + (g_x \cos k_y + g_z \sin k_y)^2}, \quad (38)$$

which now also depends on k_y , which has been taken as a constant parameter. In Fig. 14 we illustrate the geometric features of both $H_{2D}(k_x, k_y)$ and $\bar{H}_{2D}^x(k_x, k_y)$, together with the corresponding x -OBC spectrum. The parameters are chosen as the same as those in Fig. 13. In Fig. 14, the \bar{d}^x -torus of the effective $\bar{H}_{2D}^x(k_x, k_y)$ encloses the SR as a point in panel (a2), links to the SR in panel (c2), and intersect with the SR in panels (b2,d2,e2). Correspondingly, the spectrum shows three types of band structures, which are (i) the two bands are separated but connected by boundary states [Fig. 14(a3)], (ii) the two bands are joint into one through k_y 14(c3)], and (iii) the two bands touch each other at certain k_y 14(b3,d3,e3)]. While the $\bar{d}^x(\mathbf{k})$ tori are also distorted by $k_x \rightarrow k_x + i\kappa_x$ substitution and the SR normalization, the resulting \bar{d}^x -torus are seen to have the same topological relation to the SR as the one of the \mathbf{d} -torus of the original Hamiltonian. It is also seen that the x -OBC and y -OBC spectra show distinguished behaviors with the same parameters, owing to the different NHSEs along x and y directions.

As the BBC is now restored for the j -OBC boundary states and the effective Hamiltonian $\bar{H}_{2D}^j(k_x, k_y)$ with $j = x, y$, we can characterize the topological boundary states under j -OBC with a Chern number C_j for

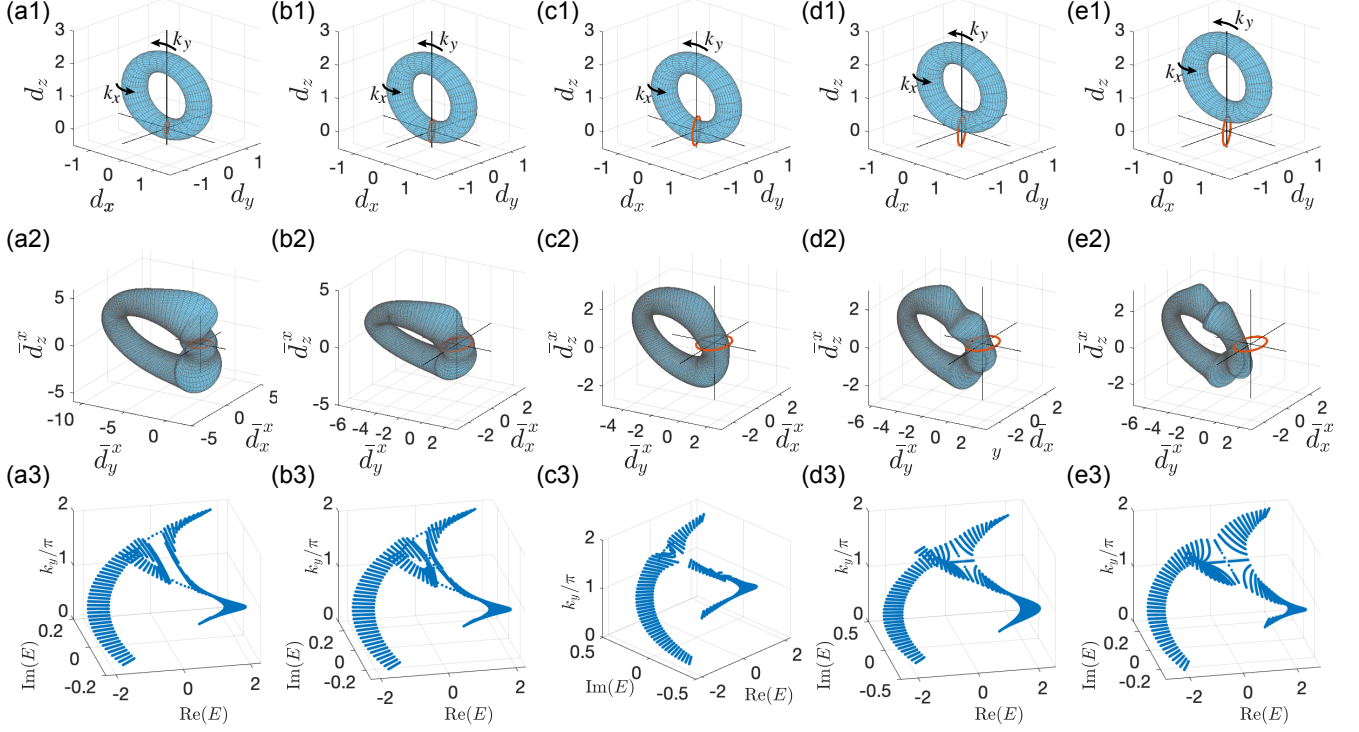


FIG. 14. Geometric visualization of the 2D effective model of $\bar{H}_{2D}^x(k_x, k_y)$ after normalizing the SR, displaying distinct scenarios of SR (a) within, (b,d,e) intersecting, and (c) linking the distorted torus. The parameters are (a) $g_0 = 0.2$, $\mu = 1$, (b) $g_0 = 0.3$, $\mu = 1$, (c) $g_0 = 0.4$, $\mu = 1$, (d) $g_0 = 0.4$, $\mu = 1.3$, (e) $g_0 = 0.4$, $\mu = 1.6$, with $g_x = g_0 \cos \frac{\pi}{6}$ and $g_y = g_0 \sin \frac{\pi}{6}$. The other parameters are $t_1 = 1$, $t_2 = 0.3$, $g_z = 0$.

$\bar{H}_{2D}^j(k_x, k_y)$ defined as

$$C_j = \frac{1}{2\pi} \int \int dk_x dk_y (\partial_{k_x} A_{j,k_y} - \partial_{k_y} A_{j,k_x}), \quad (39)$$

with $A_{j,\alpha} = -\text{Im} \langle \psi_j^L | \partial_\alpha | \psi_j^R \rangle$ the non-Hermitian Berry connection, and $\psi_j^{L,R}$ the left/right eigenvector of $\bar{H}_{2D}^j(k_x, k_y)$ for $E_j = -\sqrt{E_j^2}$. Numerically, we find that $C_y = 1$ when there is a pair of boundary modes connecting the two bands [Fig. 13(a3-c3)], corresponding to the case where the SR is enclosed by the \bar{d}^y -torus [Fig. 13(a2-c2)]; and $C_y = 0$ when no boundary mode connects the two bands [Fig. 13(e3)], corresponding to the case where the SR is outside the \bar{d}^y -torus [Fig. 13(e2)]. Similar to the Chern number defined for Hermitian systems, C_y is also ill-defined when the SR and the \bar{d}^y -torus intersect [Fig. 13(d2)], where the two bands touch each other [Fig. 13(d3)]. Similarly, the other Chern number $C_x = 1$ in the case of Fig. 14(a2,a3), $C_x = 0$ in the case of Fig. 14(c2,c3) (even when the SR and the \bar{d}^x -torus are linked), and is ill-defined for the rest cases we have discussed.

V. SUMMARY

We have introduced the Singularity Ring formalism for visualizing the geometric and topological properties of general two-component non-Hermitian systems. By explicitly expressing band touching singularities as a ring instead of a point in a 3D vector space, it illuminates the physical implications of the reduced codimension of generic singularities due to non-Hermiticity.

The most immediate observation is that the band vorticity can be interpreted as the linking number between the SR and a $\mathbf{d}(k)$ -loop defining the Hermitian part of the Hamiltonian, which can hence be measured through the Berry phase. In 2D, the $\mathbf{d}(k)$ -loop is promoted to a \mathbf{d} -torus which can intersect, link or enclose the SR in various interesting manners. Besides the winding structure of corresponding PBC bands, their geometric configuration can also reveal the Chern number signifying the number of protected chiral edge modes.

The SR formalism proves even more useful when classifying symmetry-protected systems, where symmetry constraints translate to easily visualized restrictions on the possible configurations of the $\mathbf{d}(k)$ -loop and the SR, as summarized in Table I. For CS classes, the Z topological number is just the winding number of the $\mathbf{d}(k)$ -loop

about the SR in its plane, while for SLS, PHS and PHS[†] classes, the Z and Z_2 number can be counted from how the $\mathbf{d}(k)$ intersects particular planes.

Beyond the 1D and 2D representative variants of the SSH model for the four symmetries considered, our SR approach is amenable to the most general non-Hermitian two-component models. Models expressed in different bases, or those with generic non-Hermitian terms, can all be put on equal footing via the normalization procedure described in Sect. II B, where the non-Hermitian singularity is always represented as a unit ring. Importantly, this flexibility accommodates the use of a non-Bloch basis for studying systems afflicted by the non-Hermitian skin effect.

Indeed, our work generalizes the Bloch sphere interpretation for Hermitian topological systems by establishing connections between the topological and the geometric properties of two-component non-Hermitian Hamiltonians. The geometric SR picture characterizes not just the vorticity of the PBC bands, but also full topological information like the Berry phase and Chern number. For multi-band systems whose Hamiltonians contain only anticommuting terms satisfying a Clifford algebra, an analogous SR picture holds, although the vector space is no longer limited to 3D. The singularity manifold will have a dimension of $D - 2$, with D the dimension of the vector space. Such higher-dimensional objects shall lead to more complicated but fascinating geometric and topological features. In more general cases, however, where the Hamiltonian cannot be mapped onto a vector space with an orthogonal basis, the relation between geometric features and topological properties have yet to be explored.

ACKNOWLEDGMENTS

J.G. acknowledges fund support by the Singapore NRF grant No. NRF-NRFI2017- 04 (WBS No. R-144-000-378-281).

Appendix A: Detecting the linking number through a dynamical process

In this appendix, we discuss a dynamical process to extract the Berry phase γ_{sum} for the model

$$h(k) = (t_1 + t_2 \cos k + t' \cos 3k + ig_x)\sigma_x + (t_2 \sin k + t' \sin 3k + ig_y)\sigma_y + ig_z\sigma_z \quad (\text{A1})$$

discussed in Section IID. When the system has an odd linking number and the two bands joint into one loop (half-integer vorticity), the two eigenmodes will interchange after k varies a period of 2π , and a given state returns to itself only after two periods. In this process the state evolves through both bands, and shall acquire the Berry phase $\gamma_{\text{sum}} = \pi$. On the contrary, in the cases with an even linking number (integer vorticity), a given

eigenmode shall only go through the same band twice after k varies from 0 to 2π , and thus cannot capture γ_{sum} .

To see this, we can consider an adiabatic dynamical process of a two-level single-particle system, and take $k = \omega t$ to simulate a 1D model. However, an adiabatic evolution is impossible here as the joining of two bands requires complex eigen-energies, which shall induce gain and loss and lead to attenuation or instabilities along the evolution. To avoid this, we consider an alternative Hamiltonian

$$h'(\omega t) = e^{-i\phi(\omega t)}h(\omega t), \quad (\text{A2})$$

with $\phi(\omega t)$ the phase angle of the eigen-energies at ωt . This $h'(\omega t)$ has the same eigenmodes as the original Hamiltonian, thus γ_{sum} shall be the same. On the other hand, it only has real eigen-energies, hence the PT symmetry is restored effectively, and an adiabatic process becomes possible⁵¹. Preparing an initial state $\psi(0)$ as one of the eigenmode of $h'(0)$, say $\psi(0) = u_+^R(0)$, the final state at $t = T$ is given by

$$\psi(\omega T) = e^{-i \int_0^T h'(\omega t) dt} u_+^R(0). \quad (\text{A3})$$

If the two bands are connected, $\psi(\omega T = 4\pi)$ shall agree with $u(0)$ up to only a phase difference. As the two bands are associated with $E_+(k) = E_-(k)$, we can also expect the dynamical phase cancel out itself when the system varies two periods, leaving only the Berry phase $\gamma_{\text{sum}} = \pi$. On the other hand, if the two bands are separated, such a process only goes through the same band twice, obtaining a Berry phase of $2\gamma_+$. However, now the dynamical phase cannot cancel out itself, and shall overwhelm the Berry phase obtained from the evolution.

Numerically, the time evolution of Eq. (A3) can be simulated by

$$\psi(\omega T) = \prod_{m=1}^M e^{-ih'(\omega m \Delta t)} u_+^R(0) \quad (\text{A4})$$

with $\Delta t = T/M$. In our simulation, we find that the final state $\psi(\omega T)$ at $\omega T = 4\pi$ always recovers the initial one with a complex coefficient, indicating an adiabatic following of the system. Therefore, defining

$$Ae^{i\beta} = \langle \psi(0) | \psi(\omega T = 4\pi) \rangle, \quad (\text{A5})$$

we shall obtain $\beta = \gamma_{\text{sum}} = \pi$ when the two bands are joint, and a random β otherwise, due to the contribution of a dynamical phase. On the other hand, the quantity A is generally not one, as an unitary evolution is not guaranteed in non-Hermitian system, even in an adiabatic process. In Fig. 15(b) we illustrate the value of β , which is consistent with our analysis, and the results of the Berry phase γ_{sum} (red dashed line) and the linking number [Fig. 15(a)].

In this dynamical process, the adiabatic following is made possible by the real spectrum of Hamiltonian (A2),

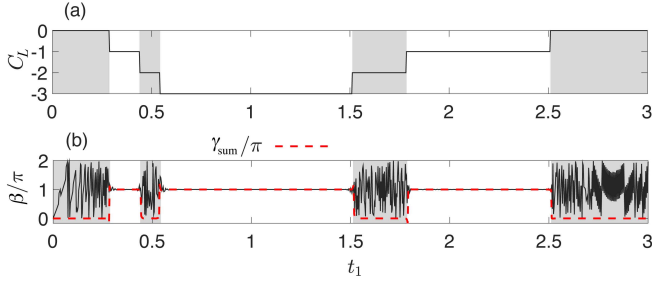


FIG. 15. (a) The linking number C_L as a function of t_1 for the Hamiltonian (A1). In panels (b), black line shows the phase angle β defined in Eq. (A5), and red dash line show the summed Berry phase γ_{sum} . Both agree at odd C_L i.e. nontrivial vorticity, as explained in the main text. Other parameters are $t_2 = 0.5$, $t' = 1$, $g_x = g_z = 0.3$, $g_y = 1$.

which is difficult to be realized in a lattice system. Nevertheless, we can map the momentum space of a lattice system to a controllable parameter space of a two-level single-particle system, e.g. a superconducting transmon qubit⁵². Thus Hamiltonian (A2) can be realized by tuning the parameters correspondingly, and the Berry phase can be detected through the Ramsey fringe interference technique^{52–54}. The non-Hermiticity of $h(\omega t)$ corresponds to tunable gain and loss on the two levels of the qubit, which can be induced by coupling the qubit to a controllable environment.

Appendix B: Derivation of κ for different systems

1. Sublattice symmetry (SLS)

The SL-symmetric SSH model is described by

$$H(k) = (\mathbf{d} + i\mathbf{g}) \cdot \boldsymbol{\sigma} \quad (\text{B1})$$

with

$$\begin{aligned} \mathbf{d} &= (t_1 + t_2 \cos k, t_2 \sin k, 0), \\ \mathbf{g} &= (g_x, g_y, 0). \end{aligned} \quad (\text{B2})$$

By direct substitution of $k \rightarrow k + i\kappa$, the non-Bloch Hamiltonian is given by

$$\bar{H}(k) = (\bar{\mathbf{d}} + i\bar{\mathbf{g}}) \cdot \boldsymbol{\sigma}, \quad (\text{B3})$$

with

$$\begin{aligned} \bar{d}_x(k) &= t_1 + t_2 \frac{e^{-\kappa} + e^{\kappa}}{2} \cos k, \\ \bar{d}_y(k) &= t_2 \frac{e^{-\kappa} + e^{\kappa}}{2} \sin k, \\ \bar{g}_x(k) &= g_x + t_2 \frac{e^{-\kappa} - e^{\kappa}}{2} \sin k, \\ \bar{g}_y(k) &= g_y - t_2 \frac{e^{-\kappa} - e^{\kappa}}{2} \cos k, \\ \bar{d}_z(k) &= \bar{g}_z(k) = 0. \end{aligned} \quad (\text{B4})$$

and eigen-energies given by

$$\begin{aligned} \bar{E}_{\pm}^2 &= f_0 + f_1 \cos k + f_2 \sin k \\ &\quad + i(f_3 \cos k + f_4 \sin k), \end{aligned} \quad (\text{B5})$$

where

$$\begin{aligned} f_0 &= t_1^2 + t_2^2 - g_x^2 - g_y^2, \\ &\quad + 2it_1g_x \\ f_1 &= t_1t_2(e^{-\kappa} + e^{\kappa}) + g_yt_2(e^{-\kappa} - e^{\kappa}), \\ f_2 &= -g_xt_2(e^{-\kappa} - e^{\kappa}), \quad f_3 = g_xt_2(e^{-\kappa} + e^{\kappa}), \\ f_4 &= t_1t_2(e^{-\kappa} - e^{\kappa}) + g_yt_2(e^{-\kappa} + e^{\kappa}), \end{aligned}$$

all dependent on κ . By requiring that the spectrum forms a doubly degenerate arc i.e. $\bar{E}_{\pm}(\alpha + k) = \bar{E}_{\pm}(\alpha - k)$ for some offset α and k . A special κ solution for removing NHSE is found from $\tan \alpha = f_2/f_1$ when $f_1f_4 = f_2f_3$ is satisfied. Simplifying, we obtain

$$e^{4\kappa} = \frac{t_1^2 + g_y^2 + 2t_1g_y + g_x^2}{t_1^2 + g_y^2 - 2t_1g_y + g_x^2}. \quad (\text{B6})$$

2. Conjugated particle-hole symmetry (PHS[†])

The PHS[†]-symmetric SSH model is described by

$$H(k) = (\mathbf{d} + i\mathbf{g}) \cdot \boldsymbol{\sigma} \quad (\text{B7})$$

with

$$\begin{aligned} \mathbf{d} &= (t_1 + t_2 \cos k, t_2 \sin k, 0), \\ \mathbf{g} &= (0, g_y, g_z). \end{aligned} \quad (\text{B8})$$

The non-Bloch Hamiltonian $\bar{H}(k) = H(k \rightarrow k + i\kappa)$ takes the form

$$\begin{aligned} \bar{d}_x(k) &= t_1 + t_2 \frac{e^{-\kappa} + e^{\kappa}}{2} \cos k, \\ \bar{d}_y(k) &= t_2 \frac{e^{-\kappa} + e^{\kappa}}{2} \sin k, \\ \bar{g}_x(k) &= t_2 \frac{e^{-\kappa} - e^{\kappa}}{2} \sin k, \\ \bar{g}_y(k) &= g_y - t_2 \frac{e^{-\kappa} - e^{\kappa}}{2} \cos k, \\ \bar{g}_z(k) &= g_z, \quad \bar{d}_z(k) = 0. \end{aligned} \quad (\text{B9})$$

Its eigen-energies are given by

$$\bar{E}_{\pm}^2 = f_0 + f_1 \cos k + i(f_4 \sin k), \quad (\text{B10})$$

with

$$\begin{aligned} f_0 &= t_1^2 + t_2^2 - g_y^2 - g_z^2, \\ f_1 &= t_1t_2(e^{-\kappa} + e^{\kappa}) + g_yt_2(e^{-\kappa} - e^{\kappa}), \\ f_4 &= t_1t_2(e^{-\kappa} - e^{\kappa}) + g_yt_2(e^{-\kappa} + e^{\kappa}). \end{aligned}$$

Similar to the PHS[†]-symmetric SSH model, the NHSE is removed when $f_1f_4 = 0$ where $\bar{E}_{\pm}(k) = \bar{E}_{\pm}(-k)$, with κ given by

$$e^{4\kappa} = \frac{t_1^2 + g_y^2 + 2t_1g_y}{t_1^2 + g_y^2 - 2t_1g_y}. \quad (\text{B11})$$

3. 2D system with y -OBC

For the 2D system with

$$\begin{aligned} d_x(k_x, k_y) &= (t_1 + t_2 \cos k_x) \cos k_y \\ d_y(k_x, k_y) &= t_2 \sin k_x \\ d_z(k_x, k_y) &= (t_1 + t_2 \cos k_x) \sin k_y + \mu, \end{aligned} \quad (\text{B12})$$

the eigen-energies of the effective Hamiltonian $\bar{H}_{2D}^y(\mathbf{k}) = H_{2D}(\mathbf{k} + i\kappa_y)$ are given by

$$\begin{aligned} E_y^2(\mathbf{k} + i\kappa_y) &= f_0^y + f_1^y \cos k_y + f_2^y \sin k_y \\ &\quad + i(f_3^y \cos k_y + f_4^y \sin k_y), \end{aligned} \quad (\text{B13})$$

with

$$\begin{aligned} f_0^y &= t_1^2 + 2t_1 t_2 \cos k_x + t_2^2 + \mu^2 - g_x^2 - g_y^2 - g_z^2 \\ &\quad + 2i(g_y t_2 \sin k_x + g_z \mu) \\ f_1^y &= g_z(t_1 + t_2 \cos k_x)(e^{-\kappa_y} - e^{\kappa_y}), \\ f_2^y &= \mu(t_1 + t_2 \cos k_x)(e^{-\kappa_y} + e^{\kappa_y}) \\ &\quad - g_x(t_1 + t_2 \cos k_x)(e^{-\kappa_y} - e^{\kappa_y}), \\ f_3^y &= -\mu(t_1 + t_2 \cos k_x)(e^{-\kappa_y} - e^{\kappa_y}) \\ &\quad + g_x(t_1 + t_2 \cos k_x)(e^{-\kappa_y} + e^{\kappa_y}), \\ f_4^y &= g_z(t_1 + t_2 \cos k_x)(e^{-\kappa_y} + e^{\kappa_y}). \end{aligned}$$

Requiring $f_1^y f_4^y = f_2^y f_3^y$ as in the 1D SLS case leads to

$$e^{4\kappa_y} = \frac{\mu^2 + \gamma_x^2 + \gamma_z^2 - 2\mu\gamma_x}{\mu^2 + \gamma_x^2 + \gamma_z^2 + 2\mu\gamma_x}, \quad (\text{B14})$$

which does not depend on k_x .

4. 2D system with x -OBC

For the complex deformation of $k_x \rightarrow k_x + i\kappa_x$ associated with topological boundary states with x -OBCs, the eigen-energies of the non-Bloch Hamiltonian

$$\bar{H}_{2D}^x(\mathbf{k}) = H_{2D}(\mathbf{k} + i\kappa_x), \quad (\text{B15})$$

are given by

$$\begin{aligned} E_x^2(\mathbf{k} + i\kappa_x) &= f_0^x + f_1^x \cos k_x + f_2^x \sin k_x \\ &\quad + i(f_3^x \cos k_x + f_4^x \sin k_x), \end{aligned} \quad (\text{B16})$$

with

$$\begin{aligned} f_0^x &= t_1^2 + t_2^2 + \mu^2 + 2\mu t_1 \sin k_y - g_x^2 - g_y^2 - g_z^2 \\ &\quad + 2i[t_1(g_x \cos k_y + g_z \sin k_y) + g_z \mu] \\ f_1^x &= t_2(t_1 + \mu \sin k_y)(e^{-\kappa_x} + e^{\kappa_x}) \\ &\quad + g_y t_2(e^{-\kappa_x} - e^{\kappa_x}), \\ f_2^x &= -t_2(g_x \cos k_y + g_z \sin k_y)(e^{-\kappa_x} - e^{\kappa_x}), \\ f_3^x &= t_2(g_x \cos k_y + g_z \sin k_y)(e^{-\kappa_x} + e^{\kappa_x}), \\ f_4^x &= t_2(t_1 + \mu \sin k_y)(e^{-\kappa_x} - e^{\kappa_x}) \\ &\quad + g_y t_2(e^{-\kappa_x} + e^{\kappa_x}). \end{aligned}$$

Similar to the y -OBC case above and the 1D model with SLS, the NHSE is eliminated when $f_1^x f_4^x = f_2^x f_3^x$, which leads to

$$e^{4\kappa_x} = \frac{(t_1 + \mu \sin k_y + g_y)^2 + (g_x \cos k_y + g_z \sin k_y)^2}{(t_1 + \mu \sin k_y - g_y)^2 + (g_x \cos k_y + g_z \sin k_y)^2}, \quad (\text{B17})$$

which now also depends on k_y , which has been taken as a constant parameter.

* phygj@nus.edu.sg

¹ Tony E. Lee, “Anomalous edge state in a non-hermitian lattice,” *Phys. Rev. Lett.* **116**, 133903 (2016).

² Absar U. Hassan, Bo Zhen, Marin Soljačić, Mercedes Khajavikhan, and Demetrios N. Christodoulides, “Dynamically encircling exceptional points: Exact evolution and polarization state conversion,” *Phys. Rev. Lett.* **118**, 093002 (2017).

³ Wenchao Hu, Hailong Wang, Perry Ping Shum, and Y. D. Chong, “Exceptional points in a non-hermitian topological pump,” *Phys. Rev. B* **95**, 184306 (2017).

⁴ V. M. Martinez Alvarez, J. E. Barrios Vargas, and L. E. F. Foa Torres, “Non-hermitian robust edge states in one dimension: Anomalous localization and eigenspace condensation at exceptional points,” *Phys. Rev. B* **97**, 121401 (2018).

⁵ Ching Hua Lee and Ronny Thomale, “Anatomy of skin modes and topology in non-hermitian systems,” *Phys. Rev. B* **99**, 201103 (2019).

⁶ Huitao Shen, Bo Zhen, and Liang Fu, “Topological band theory for non-hermitian hamiltonians,” *Phys. Rev. Lett.* **120**, 146402 (2018).

⁷ Chuanhao Yin, Hui Jiang, Linhu Li, Rong Lü, and Shu Chen, “Geometrical meaning of winding number and its characterization of topological phases in one-dimensional chiral non-hermitian systems,” *Phys. Rev. A* **97**, 052115 (2018).

⁸ Shunyu Yao, Fei Song, and Zhong Wang, “Non-hermitian chern bands,” *Phys. Rev. Lett.* **121**, 136802 (2018).

⁹ Shunyu Yao and Zhong Wang, “Edge states and topological invariants of non-hermitian systems,” *Phys. Rev. Lett.* **121**, 086803 (2018).

¹⁰ Flore K. Kunst, Elisabet Edvardsson, Jan Carl Budich, and Emil J. Bergholtz, “Biorthogonal bulk-boundary correspondence in non-hermitian systems,” *Phys. Rev. Lett.* **121**, 026808 (2018).

¹¹ Ye Xiong, “Why does bulk boundary correspondence fail in some non-hermitian topological models,” *Journal of Physics Communications* **2**, 035043 (2018).

¹² Longwen Zhou, Qing-hai Wang, Hailong Wang, and Jiangbin Gong, “Dynamical quantum phase transitions in non-hermitian lattices,” *Phys. Rev. A* **98**, 022129 (2018).

¹³ Longwen Zhou and Jiangbin Gong, “Non-hermitian floquet topological phases with arbitrarily many real-quasienergy

- edge states,” *Phys. Rev. B* **98**, 205417 (2018).
- ¹⁴ Hui Jiang, Chao Yang, and Shu Chen, “Topological invariants and phase diagrams for one-dimensional two-band non-hermitian systems without chiral symmetry,” *Phys. Rev. A* **98**, 052116 (2018).
 - ¹⁵ Zongping Gong, Yuto Ashida, Kohei Kawabata, Kazuaki Takasan, Sho Higashikawa, and Masahito Ueda, “Topological phases of non-hermitian systems,” *Phys. Rev. X* **8**, 031079 (2018).
 - ¹⁶ Kohei Kawabata, Ken Shiozaki, Masahito Ueda, and Masatoshi Sato, “Symmetry and topology in non-hermitian physics,” 1812.09133v2.
 - ¹⁷ Chun-Hui Liu, Hui Jiang, and Shu Chen, “Topological classification of non-hermitian systems with reflection symmetry,” *Phys. Rev. B* **99**, 125103 (2019).
 - ¹⁸ L. Jin and Z. Song, “Bulk-boundary correspondence in a non-hermitian system in one dimension with chiral inversion symmetry,” *Phys. Rev. B* **99**, 081103 (2019).
 - ¹⁹ Tao Liu, Yu-Ran Zhang, Qing Ai, Zongping Gong, Kohei Kawabata, Masahito Ueda, and Franco Nori, “Second-order topological phases in non-hermitian systems,” *Phys. Rev. Lett.* **122**, 076801 (2019).
 - ²⁰ Elisabet Edvardsson, Flore K. Kunst, and Emil J. Bergholtz, “Non-hermitian extensions of higher-order topological phases and their biorthogonal bulk-boundary correspondence,” *Phys. Rev. B* **99**, 081302 (2019).
 - ²¹ Ching Hua Lee, Linhu Li, and Jiangbin Gong, “Hybrid higher-order skin-topological modes in non-reciprocal systems,” 1810.11824v1.
 - ²² Motohiko Ezawa, “Electric-circuit realization of non-hermitian higher-order topological systems,” 1810.04527v1.
 - ²³ Xi-Wang Luo and Chuanwei Zhang, “Higher-order topological corner states induced by gain and loss,” 1903.02448v1.
 - ²⁴ Michael V Berry, “Physics of nonhermitian degeneracies,” *Czechoslovak journal of physics* **54**, 1039–1047 (2004).
 - ²⁵ Ingrid Rotter, “A non-hermitian hamilton operator and the physics of open quantum systems,” *Journal of Physics A: Mathematical and Theoretical* **42**, 153001 (2009).
 - ²⁶ WD Heiss, “The physics of exceptional points,” *Journal of Physics A: Mathematical and Theoretical* **45**, 444016 (2012).
 - ²⁷ Wladimir A Benalcazar, B Andrei Bernevig, and Taylor L Hughes, “Quantized electric multipole insulators,” *Science* **357**, 61–66 (2017).
 - ²⁸ Wladimir A. Benalcazar, B. Andrei Bernevig, and Taylor L. Hughes, “Electric multipole moments, topological multipole moment pumping, and chiral hinge states in crystalline insulators,” *Phys. Rev. B* **96**, 245115 (2017).
 - ²⁹ Andreas P. Schnyder, Shinsei Ryu, Akira Furusaki, and Andreas W. W. Ludwig, “Classification of topological insulators and superconductors in three spatial dimensions,” *Phys. Rev. B* **78**, 195125 (2008).
 - ³⁰ Shinsei Ryu, Andreas P Schnyder, Akira Furusaki, and Andreas WW Ludwig, “Topological insulators and superconductors: tenfold way and dimensional hierarchy,” *New Journal of Physics* **12**, 065010 (2010).
 - ³¹ Yuezhen Niu, Suk Bum Chung, Chen-Hsuan Hsu, Ipsita Mandal, S. Raghu, and Sudip Chakravarty, “Majorana zero modes in a quantum ising chain with longer-ranged interactions,” *Phys. Rev. B* **85**, 035110 (2012).
 - ³² G. Zhang and Z. Song, “Topological characterization of extended quantum ising models,” *Phys. Rev. Lett.* **115**, 177204 (2015).
 - ³³ Linhu Li, Chao Yang, and Shu Chen, “Winding numbers of phase transition points for one-dimensional topological systems,” *EPL (Europhysics Letters)* **112**, 10004 (2015).
 - ³⁴ Linhu Li, Chao Yang, and Shu Chen, “Topological invariants for phase transition points of one-dimensional z2 topological systems,” *The European Physical Journal B* **89**, 195 (2016).
 - ³⁵ János K Asbóth, László Oroszlány, and András Pályi, *A short course on topological insulators*, Vol. 919 (Springer, 2016).
 - ³⁶ Ching Hua Lee, Martin Claassen, and Ronny Thomale, “Band structure engineering of ideal fractional chern insulators,” *Physical Review B* **96**, 165150 (2017).
 - ³⁷ Benjamin Bode and Mark R Dennis, “Constructing a polynomial whose nodal set is any prescribed knot or link,” arXiv preprint arXiv:1612.06328 (2016).
 - ³⁸ Ren Bi, Zhongbo Yan, Ling Lu, and Zhong Wang, “Nodal-knot semimetals,” *Physical Review B* **96**, 201305 (2017).
 - ³⁹ Po-Yao Chang and Chuck-Hou Yee, “Weyl-link semimetals,” *Physical Review B* **96**, 081114 (2017).
 - ⁴⁰ Motohiko Ezawa, “Topological semimetals carrying arbitrary hopf numbers: Fermi surface topologies of a hopf link, solomon’s knot, trefoil knot, and other linked nodal varieties,” *Physical Review B* **96**, 041202 (2017).
 - ⁴¹ Linhu Li, Ching Hua Lee, and Jiangbin Gong, “Realistic floquet semimetal with exotic topological linkages between arbitrarily many nodal loops,” *Physical review letters* **121**, 036401 (2018).
 - ⁴² Qinghui Yan, Rongjuan Liu, Zhongbo Yan, Boyuan Liu, Hongsheng Chen, Zhong Wang, and Ling Lu, “Experimental discovery of nodal chains,” *Nature Physics* **14**, 461 (2018).
 - ⁴³ Wenlong Gao, Biao Yang, Ben Tremain, Hongchao Liu, Qinghua Guo, Lingbo Xia, Alastair P Hibbins, and Shuang Zhang, “Experimental observation of photonic nodal line degeneracies in metacrystals,” *Nature communications* **9**, 950 (2018).
 - ⁴⁴ Kaifu Luo, Rui Yu, Hongming Weng, *et al.*, “Topological nodal states in circuit lattice,” *Research* **2018**, 6793752 (2018).
 - ⁴⁵ Ching Hua Lee, Tobias Hofmann, Tobias Helbig, Yuhan Liu, Xiao Zhang, Martin Greiter, and Ronny Thomale, “Imaging nodal knots in momentum space through topoelectrical circuits,” arXiv preprint arXiv:1904.10183 (2019).
 - ⁴⁶ Alexei A. Mailybaev, Oleg N. Kirillov, and Alexander P. Seyranian, “Geometric phase around exceptional points,” *Phys. Rev. A* **72**, 014104 (2005).
 - ⁴⁷ Da-Jian Zhang, Qing-hai Wang, and Jiangbin Gong, “Quantum geometric tensor in \mathcal{PT} -symmetric quantum mechanics,” *Phys. Rev. A* **99**, 042104 (2019).
 - ⁴⁸ W. P. Su, J. R. Schrieffer, and A. J. Heeger, “Solitons in polyacetylene,” *Phys. Rev. Lett.* **42**, 1698–1701 (1979).
 - ⁴⁹ Ching Hua Lee, Guangjie Li, Yuhan Liu, Tommy Tai, Ronny Thomale, and Xiao Zhang, “Tidal surface states as fingerprints of non-hermitian nodal knot metals,” arXiv preprint arXiv:1812.02011 (2018).
 - ⁵⁰ Alexei Y. Kitaev, “Unpaired majorana fermions in quantum wires,” *Physics-Uspekhi* **44**, 131 (2001).
 - ⁵¹ Jiangbin Gong and Qing-hai Wang, “Geometric phase in \mathcal{PT} -symmetric quantum mechanics,” *Phys. Rev. A* **82**, 012103 (2010).

- ⁵² Xinsheng Tan, Mengmeng Li, Danyu Li, Kunzhe Dai, Haifeng Yu, and Yang Yu, “Demonstration of hopf-link semimetal bands with superconducting circuits,” *Applied Physics Letters* **112**, 172601 (2018).
- ⁵³ PJ Leek, JM Fink, A Blais, R Bianchetti, M Göppl, JM Gambetta, DI Schuster, L Frunzio, RJ Schoelkopf, and A Wallraff, “Observation of berry’s phase in a solid-state qubit,” *science* **318**, 1889–1892 (2007).
- ⁵⁴ Xinsheng Tan, Dan-Wei Zhang, Zhentao Zhang, Yang Yu, Siyuan Han, and Shi-Liang Zhu, “Demonstration of geometric landau-zener interferometry in a superconducting qubit,” *Phys. Rev. Lett.* **112**, 027001 (2014).