

Experimental test of error-disturbance uncertainty relation with continuous variables

Yang Liu¹, Haijun Kang¹, Dongmei Han¹, Xiaolong Su^{1,2,*} and Kunchi Peng^{1,2}

¹State Key Laboratory of Quantum Optics and Quantum Optics Devices,
Institute of Opto-Electronics, Shanxi University,
Taiyuan, 030006, People's Republic of China

²Collaborative Innovation Center of Extreme Optics, Shanxi University,
Taiyuan, Shanxi 030006, People's Republic of China

Uncertainty relation is one of the fundamental principle in quantum mechanics and plays an important role in quantum information science. We experimentally test the error-disturbance uncertainty relation (EDR) with continuous variables for Gaussian states. Two conjugate continuous-variable observables, amplitude and phase quadratures of an optical mode, are measured simultaneously by using a heterodyne measurement system. The EDR with continuous variables for a coherent state, a squeezed state and a thermal state are verified experimentally. Our experimental results demonstrate that Heisenberg's EDR with continuous variables is violated, yet Ozawa's and Branciard's EDR with continuous variables are validated.

I. INTRODUCTION

As one of the cornerstones of quantum mechanics, uncertainty relation describes the measurement limitation on two incompatible observables. Uncertainty relation has a huge impact on quantum information technology, such as entanglement verification [1], quantum key distribution [2], quantum dense coding [3] and security of quantum cryptography [4]. Heisenberg's original uncertainty relation is related to measurement effect, which states that we cannot acquire perfect knowledge of a state without disturbing it [5].

There are two kinds of uncertainty relations, which are the preparation uncertainty relation and the measurement uncertainty relation, depending on whether you are talking about average measurement or one-shot measurement in the understanding of Heisenberg's spirit. The preparation uncertainty which studied the minimal dispersion of two quantum observables before measurement [6–8]. The Robertson uncertainty relation [8], reads as $\sigma(x)\sigma(p) \geq \hbar/2$, is a typical example in this sense, where $\sigma(x)$ and $\sigma(p)$ are the standard deviations of position and momentum. For such uncertainty relation, the measurements of x and p are performed on an ensemble of identically prepared quantum systems. The measurement uncertainty relation thinks the Heisenberg's uncertainty principle should be based on the observer's effect, which means that measurements of certain system cannot be made without affecting the system. This kind of uncertainty relation which studies to what extent the accuracy of a position measurement is related to the disturbance of the particle's momentum, so is also called the error-disturbance relation (EDR) [9, 10].

The Heisenberg's EDR is generally expressed as

$$\varepsilon(A)\eta(B) \geq C_{AB}, \quad (1)$$

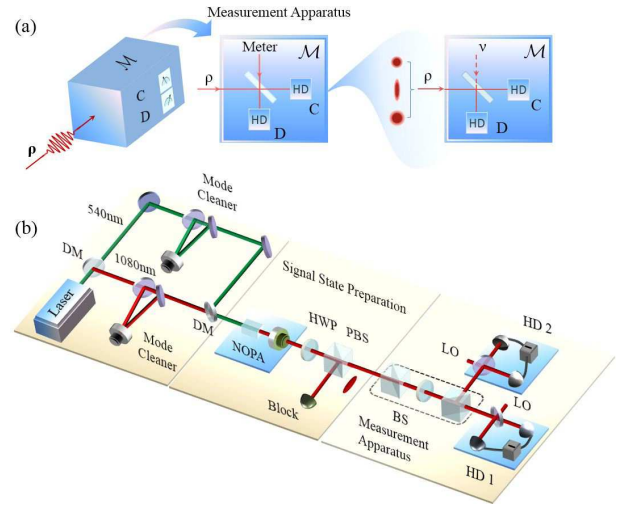


FIG. 1: (a) The principle of the test of EDR with continuous variables. A joint measurement apparatus implements the approximation of incompatible observables A and B with the compatible observables C and D by coupling the signal mode and meter mode via a beam-splitter. Coherent state, squeezed state and thermal state serve as signal modes, respectively, and a vacuum state serves as meter mode. (b) Schematic of the experimental setup. Signal state is prepared by a NOPA. The measurement apparatus is composed by a BS, which is a combination of PBS-HWP-PBS, and two HDs. Two output modes of the BS are detected by HD1 and HD2, respectively. NOPA: nondegenerate optical parametric amplifier, BS: beam-splitter, HWP: half-waveplate, PBS: polarization beam-splitter, HD: homodyne detector, LO: local oscillator.

where $C_{AB} = |\langle[A, B]\rangle|/2$, $[A, B] = AB - BA$, $\varepsilon(A) = \langle(C - A)^2\rangle^{1/2}$ and $\eta(B) = \langle(D - B)^2\rangle^{1/2}$ represent the root-mean-squared (RMS) difference between the initial value of A and B and the outcome value of a measurement of C and D , respectively. However, it has been shown that Heisenberg's EDR may be violated in some

*Electronic address: suxl@sxu.edu.cn

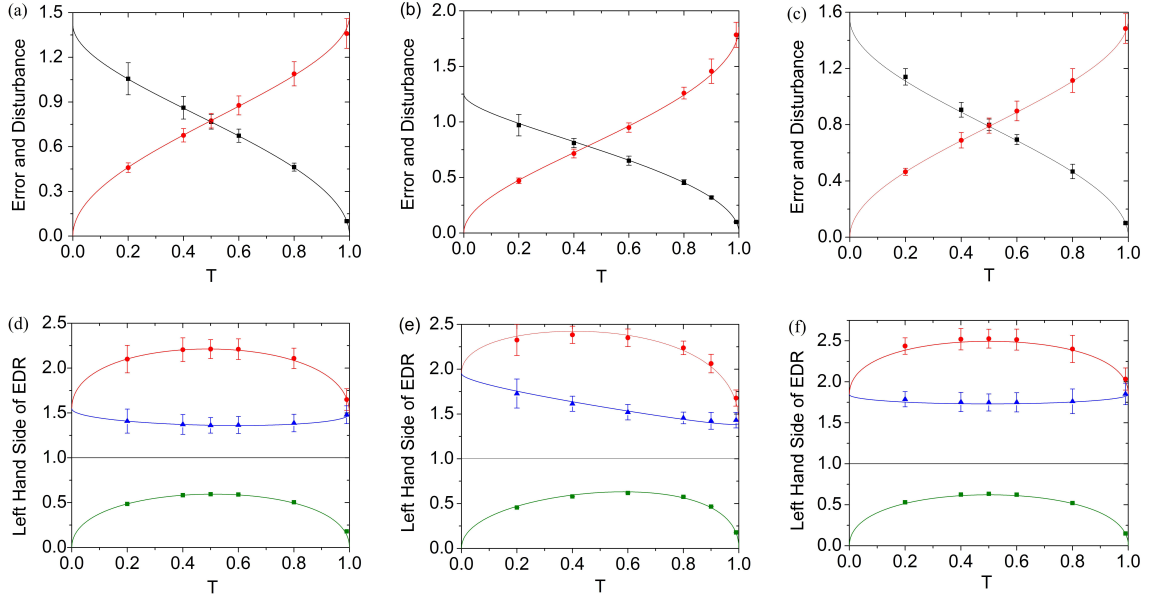


FIG. 2: Experimental results. (a), (b) and (c): The dependence of error (black curve) and disturbance (red curve) on the transmission efficiency of BS (T) for a coherent state, a squeezed state and a thermal state, respectively. (d), (e) and (f): The left hand sides of the EDRs with continuous variables for a coherent state, a squeezed state and a thermal state, respectively. Green curve: the Heisenberg's EDR. Red curve: the Ozawa's EDR. Blue curve: the Branciard's EDR. Black line: the right hand side of the EDRs. All experimental data agree well with the theoretical predictions. The error bars are obtained by RMS of repeated measurement for ten times.

cases [11]. After that heated debates on EDR have taken place and new formulated of EDRs have been put forward [9, 10, 12–21]. Ozawa proposed the EDR as

$$\varepsilon(A)\eta(B) + \varepsilon(A)\sigma(B) + \sigma(A)\eta(B) \geq C_{AB}. \quad (2)$$

After that Branciard improved the Ozawa's EDR as [13]

$$\begin{aligned} & [\varepsilon^2(A)\sigma^2(B) + \sigma^2(A)\eta^2(B) \\ & + 2\varepsilon(A)\eta(B)\sqrt{\sigma^2(A)\sigma^2(B) - C_{AB}^2}]^{1/2} \geq C_{AB}, \end{aligned} \quad (3)$$

which is tighter than Ozawa's EDR. The experimental tests of the uncertainty relations have been demonstrated in photonic [22–27], spin- $1/2$ [28–31], nuclear spin [32], and ion trap [33, 34] systems. All of these experiments are in discrete-variable systems. Until recently, the test of the error-tradeoff uncertainty relation with continuous variables is experimentally demonstrated by using an Einstein-Podolsky-Rosen (EPR) entangled state [35].

In this paper, we report the experimental test of EDR with continuous variables by using a heterodyne measurement system. In our experiment, we test the EDR for three different Gaussian states, which are coherent state, squeezed state and thermal state, respectively. A vacuum mode is used as meter mode in the measurement system. Our experimental results demonstrate that Heisenberg's EDR with continuous variables is violated, yet Ozawa's and Branciard's EDR with continuous variables are validated.

II. THE PRINCIPLE AND EXPERIMENTAL SETUP

The amplitude and phase quadratures of an optical mode are incompatible continuous-variable observables and cannot be measured simultaneously. A heterodyne measurement system, which is a joint measurement apparatus, can be used to measure the approximation of A and B with the compatible observables C and D as shown in Fig. 1(a). The signal mode ρ with incompatible observables $A = \hat{x}_\rho$ and $B = \hat{p}_\rho$ is coupled with a meter mode via a beam-splitter (BS), where $\hat{x} = \hat{a} + \hat{a}^\dagger$ and $\hat{p} = (\hat{a} - \hat{a}^\dagger)/i$ denote the amplitude and phase quadrature of an optical mode, respectively. The signal mode are prepared as coherent state, squeezed state and thermal state, respectively, and a vacuum state ν is used as the meter mode in our experiment. The amplitude quadrature $C = \hat{x}_c = \sqrt{T}\hat{x}_\rho - \sqrt{R}\hat{x}_\nu$ and phase quadrature $D = \hat{p}_d = \sqrt{R}\hat{p}_\rho + \sqrt{T}\hat{p}_\nu$ of two output modes c and d of BS are measured by two homodyne detectors simultaneously, which are used to approximate A and B , respectively, where T is the transmission efficiency of the BS, and $R = 1 - T$. The root-mean-square error and disturbance are expressed as

$$\begin{aligned} \varepsilon^2(A) &= \langle (C - A)^2 \rangle \\ &= (\sqrt{T} - 1)^2 \sigma^2(\hat{x}_\rho) + R \sigma^2(\hat{x}_\nu) \\ &= \langle [(1 - \sqrt{T})\hat{x}_c - \sqrt{R}\hat{x}_d]^2 \rangle, \end{aligned} \quad (4)$$

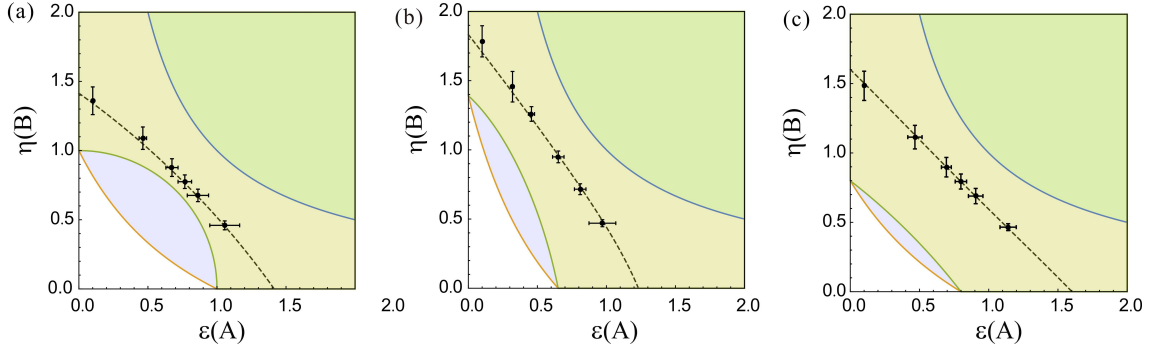


FIG. 3: Comparison of the lower bounds of EDRs for three Gaussian states. (a), Coherent state as signal mode. (b), Squeezed state as signal mode. (c), Thermal state as signal mode. Blue curve: the Heisenberg bound. Orange curve: the Ozawa bound. Green curve: the Branciard bound. Black circles: experimental data. Black dotted curve: the theoretical prediction for experimental parameters.

$$\begin{aligned}
 \eta^2(B) &= \langle (D - B)^2 \rangle \\
 &= (\sqrt{R} - 1)^2 \sigma^2(\hat{p}_\rho) + T \sigma^2(\hat{p}_\nu) \\
 &= \langle [(1 - \sqrt{R})\hat{p}_c - \sqrt{T}\hat{p}_d]^2 \rangle.
 \end{aligned} \tag{5}$$

The experimental setup for test of EDR is illustrated in Fig. 1(b). A laser generates both 1080 nm and 540 nm optical fields simultaneously. The 1080 nm optical field is used as the injected signal of a nondegenerate optical parametric amplifier (NOPA) and the local oscillator fields of homodyne detectors. The 540 nm optical field serves as the pump field of the NOPA. A half-waveplate (HWP) and a polarization beam-splitter (PBS), which are placed after the NOPA, are used to obtain different signal modes. The measurement apparatus is composed by a BS and two homodyne detectors. The AC output signals from HD1 and HD2 are mixed with a local reference signal of 3 MHz, and then filtered by low-pass filter with a bandwidth of 30 kHz and amplified 1000 times (Low noise preamplifier, SRS, SR560), respectively. And then the two signals from the outputs of the preamplifiers are recorded by a digital storage oscilloscope simultaneously. A sample size of 5×10^5 data points is used for all quadrature measurements. The interference efficiency between signal and local oscillator fields is 99% and the quantum efficiency of photodiodes are 99.6%.

III. RESULTS

A coherent state is prepared when the pump field of NOPA is blocked and only the injected field passes through the NOPA. The variances of amplitude and phase quadratures of the coherent state and the vacuum state (meter mode) are $\sigma^2(\hat{x}_\rho) = \sigma^2(\hat{p}_\rho) = 1$, and $\sigma^2(\hat{x}_\nu) = \sigma^2(\hat{p}_\nu) = 1$, respectively. When the NOPA is operated at the parametric deamplification situation and the half-waveplate after the NOPA is set to 22.5° , an x-squeezed and a p-squeezed states are prepared. The x-squeezed state is used as the signal mode in the test

of EDR for squeezed state. The variances of the amplitude and phase quadratures of the x-squeezed state are $\sigma^2(\hat{x}_\rho) = e^{-2r}$, $\sigma^2(\hat{p}_\rho) = e^{2r}$, respectively, where r is the squeezing parameter [36]. In the experiment, the squeezed state with -2.9 dB squeezing and 3.9 dB antisqueezing is generated by NOPA. When the half-waveplate after the NOPA is set to 0° , the Einstein-Podolsky-Rosen entangled state is generated. Each mode of the entangled state is a thermal state, and one of them is used for the test of EDR for thermal state. The variances of the amplitude and phase quadratures of the thermal state are $\sigma^2(\hat{x}_\rho) = \sigma^2(\hat{p}_\rho) = (e^{-2r} + e^{2r})/2$.

The dependence of error of the amplitude quadrature $\varepsilon(A)$ and disturbance of the phase quadrature $\eta(B)$ on the transmission efficiency of BS for three different Gaussian signal modes are shown in Fig. 2(a), 2(b) and 2(c), respectively. The error $\varepsilon(A)$ decreases with the increasing of the transmission efficiency of the BS, while the disturbance $\eta(B)$ increases with the increasing of the transmission efficiency for all of the three Gaussian states. When the error reaches minimum value, the maximum disturbance is caused. The reduction of the disturbance can be realized by introducing error on the other observable. When a x-squeezed state serves as signal mode, the maximum error is less than the case that coherent state serves as signal field with the cost of the greater maximum disturbance for the anti-squeezing of the phase quadrature [Fig. 2 (b)]. When the signal mode is a thermal state, both the error and disturbance of the state are larger than that of coherent state at the same transmission efficiency of BS, as shown in Fig. 2(a) and 2(c).

The dependence of the left hand side of Ozawa's (red curve), Branciard's (blue curve) and Heisenberg's (green curve) EDRs with continuous variables on the transmission efficiency of BS for three Gaussian states are shown in Fig. 2(d), 2(e) and 2(f), respectively. It is clear that the Ozawa's and Branciard's EDR with continuous variables are valid while the Heisenberg's EDR with continuous variable is violated. Comparing the blue curve and

red curve, we can see that the Branciard's EDR is tighter than Ozawa's EDR with continuous variables. When the transmission efficiency is 50%, the left hand side of Branciard's EDR with continuous variables reaches its minimum value in case of coherent state and thermal state. In the case of x-squeezed state serves as signal mode, the Branciard's inequality is minimized when the transmission efficiency is about 95% for the unsymmetrical of the variances of amplitude and phase quadratures of the squeezed state.

The comparison of the lower bounds of EDRs for three Gaussian states in the error-disturbance plot are shown in Fig. 3. The results for coherent state, squeezed state and thermal state are shown in Fig. 3(a), 3(b), and 3(c), respectively. All the experimental results demonstrate that Heisenberg's EDR is violated, yet Ozawa's and Branciard's EDR with continuous variables are valid.

IV. CONCLUSION

We experimentally test the Heisenberg's, Ozawa's and Branciard's EDRs with continuous variables by using a

heterodyne measurement system. Three different Gaussian states, i.e., coherent state, squeezed state and thermal state are used as signal mode to test the EDRs. All the experimental results demonstrate that Heisenberg's EDR is violated, yet Ozawa's and Branciard's EDR are validated. Our work represents an important advance in understanding fundamentals of physical measurement and sheds light on the developing of quantum information technology.

ACKNOWLEDGMENTS

This research was supported by the NSFC (Grant No. 11834010), the program of Youth Sanjin Scholar, the National Key R&D Program of China (Grant No. 2016YFA0301402), and the Fund for Shanxi "1331 Project" Key Subjects Construction.

-
- [1] F. Buscemi, All Entangled Quantum States Are Nonlocal, *Phys. Rev. Lett.* **108**, 200401 (2012).
 - [2] F. Furrer, T. Franz, M. Berta, A. Leverrier, V. B. Scholz, M. Tomamichel, and R. F. Werner, Continuous Variable Quantum Key Distribution: Finite-Key Analysis of Composable Security against Coherent Attacks, *Phys. Rev. Lett.* **109**, 100502 (2012).
 - [3] C. H. Bennett and S. J. Wiesner, Communication via one- and two-particle operators on Einstein-Podolsky-Rosen states, *Phys. Rev. Lett.* **69**, 2881 (1992).
 - [4] N. Gisin, G. Ribordy, W. Tittel, and H. Zbinden, Quantum cryptography, *Rev. Mod. Phys.* **74**, 145 (2002).
 - [5] W. Heisenberg, Über den anschaulichen Inhalt der quantentheoretischen Kinematik und Mechanik, *Z. Phys.* **43**, 172 (1927).
 - [6] E. H. Kennard, Zur Quantenmechanik einfacher Bewegungstypen, *Z. Phys.* **44**, 326–352 (1927).
 - [7] H. Weyl, *Gruppentheorie und Quantenmechanik* (The University of California, 1928).
 - [8] H. P. Robertson, The uncertainty principle, *Phys. Rev.* **34**, 163 (1929).
 - [9] M. Ozawa, Universally valid reformulation of the Heisenberg uncertainty principle on noise and disturbance in measurements, *Phys. Rev. A* **67**, 042105 (2003).
 - [10] M. J. W. Hall, Prior information: How to circumvent the standard joint-measurement uncertainty relation, *Phys. Rev. A* **69**, 052113 (2004).
 - [11] L. E. Ballentine, The statistical interpretation of quantum mechanics, *Rev. Mod. Phys.* **42**, 358–381 (1970).
 - [12] M. Ozawa, Uncertainty relations for joint measurements of noncommuting observables, *Phys. Lett. A* **320**, 367 (2004).
 - [13] C. Branciard, Error-tradeoff and error-disturbance relations for incompatible quantum measurements, *Proc. Natl. Acad. Sci.* **110**, 6742 (2013).
 - [14] P. Busch, P. Lahti, and R. F. Werner, Heisenberg uncertainty for qubit measurements, *Phys. Rev. A* **89**, 012129 (2014).
 - [15] P. Busch, P. Lahti, and R. F. Werner, Colloquium: Quantum root-mean-square error and measurement uncertainty relations, *Rev. Mod. Phys.* **86**, 1261–1281 (2014).
 - [16] J. Dressel and F. Nori, Certainty in Heisenberg's uncertainty principle: Revisiting definitions for estimation errors and disturbance, *Phys. Rev. A* **89**, 022106 (2014).
 - [17] K. Baek, T. Farrow, and W. Son, Optimized entropic uncertainty relation for successive measurement, *Phys. Rev. A* **89**, 032108 (2014).
 - [18] F. Buscemi, M. J. W. Hall, M. Ozawa, and M. M. Wilde, Noise and disturbance in quantum measurements: An information-theoretic approach, *Phys. Rev. Lett.* **112**, 050401 (2014).
 - [19] X. M. Lu, S. Yu, K. Fujikawa, and C. H. Oh, Improved error-tradeoff and error-disturbance relations in terms of measurement error components, *Phys. Rev. A* **90**, 042113 (2014).
 - [20] A. Barchielli, M. Gregoratti, and A. Toigo, Measurement uncertainty relations for position and momentum: Relative entropy formulation, *Entropy* **19**, 301 (2017).
 - [21] A. Barchielli, M. Gregoratti, and A. Toigo, Measurement Uncertainty Relations for Discrete Observables: Relative Entropy Formulation, *Communications in Mathematical Physics*, **357**, 1253–1304 (2018).
 - [22] M. Ringbauer, D. N. Biggerstaff, M. A. Broome, A. Fedrizzi, C. Branciard, and A. G. White, Experimental joint quantum measurements with minimum uncertainty, *Phys. Rev. Lett.* **112**, 020401 (2014).
 - [23] F. Kaneda, S.Y. Baek, M. Ozawa, and K. Edamatsu, Experimental test of error-disturbance uncertainty relations

- by weak measurement, *Phys. Rev. Lett.* **112**, 020402 (2014).
- [24] L. A. Rozema, A. Darabi, D. H. Mahler, A. Hayat, Y. Soudagar, and A. M. Steinberg, Violation of Heisenberg’s measurement-disturbance relationship by weak measurements, *Phys. Rev. Lett.* **109**, 100404 (2012).
 - [25] A. P. Lund and H. M. Wiseman, Measuring measurement-disturbance relationships with weak values, *New J. Phys.* **12**, 093011 (2010).
 - [26] S. Y. Baek, F. Kaneda, M. Ozawa, and K. Edamatsu, Experimental violation and reformulation of the Heisenberg’s error-disturbance uncertainty relation, *Sci. Rep.* **3**, 2221 (2013).
 - [27] M. M. Weston, M. J. W. Hall, M. S. Palsson, H. M. Wiseman, and G. J. Pryde, Experimental test of universal complementarity relations, *Phys. Rev. Lett.* **110**, 220402 (2013).
 - [28] J. Erhart, S. Sponar, G. Sulyok, G. Badurek, M. Ozawa, and Y. Hasegawa, Experimental demonstration of a universally valid error-disturbance uncertainty relation in spin measurements, *Nat. Phys.* **8**, 185–189 (2012).
 - [29] G. Sulyok, S. Sponar, J. Erhart, G. Badurek, M. Ozawa, and Y. Hasegawa, Violation of Heisenberg’s error-disturbance uncertainty relation in neutron-spin measurements, *Phys. Rev. A* **88**, 022110 (2013).
 - [30] G. Sulyok, S. Sponar, B. Demirel, F. Buscemi, M. J. W. Hall, M. Ozawa, and Y. Hasegawa, Experimental Test of Entropic Noise-Disturbance Uncertainty Relations for Spin-1/2 Measurements, *Phys. Rev. Lett.* **115**, 030401 (2015)
 - [31] B. Demirel, S. Sponar, G. Sulyok, M. Ozawa, and Y. Hasegawa, Experimental Test of Residual Error-Disturbance Uncertainty Relations for Mixed Spin-1/2 States, *Phys. Rev. Lett.* **117**, 140402 (2016)
 - [32] W. Ma, Z. Ma, H. Wang, Z. Chen, Y. Liu, F. Kong, Z. Li, X. Peng, M. Shi, F. Shi, S. Fei, and J. Du, Experimental test of Heisenberg’s measurement uncertainty relation based on statistical distances, *Phys. Rev. Lett.* **116**, 160405 (2016).
 - [33] F. Zhou, L. Yan, S. Gong, Z. Ma, J. He, T. Xiong, L. Chen, W. Yang, M. Feng, and V. Vedral, Verifying Heisenberg’s error-disturbance relation using a single trapped ion, *Sci. Adv.* **2**, e1600578 (2016).
 - [34] T. Xiong, L. Yan, Z. Ma, F. Zhou, L. Chen, W. Yang, M. Feng, and P. Busch, Optimal joint measurements of complementary observables by a single trapped ion, *New J. Phys.* **19** 063032 (2017).
 - [35] Y. Liu, Z. Ma, H. Kang, D. Han, M. W, Z. Qin, X. Su, and K. Peng, “Experimental test of error-tradeoff uncertainty relation using a continuous-variable entangled state,” arXiv: 1905.05632v1.
 - [36] X. Su, S. Hao, X. Deng, L. Ma, M. Wang, X. Jia, C. Xie, and K. Peng, “Gate sequence for continuous variable one-way quantum computation,” *Nat. Commun.* **4**, 2828 (2013).