

Efficient posterior sampling for high-dimensional imbalanced logistic regression

Deborshee Sen^{*1}, Matthias Sachs^{*2}, Jianfeng Lu² and David Dunson¹

¹Department of Statistical Science, Duke University

²Department of Mathematics, Duke University

Abstract

High-dimensional data are routinely collected in many areas. We are particularly interested in Bayesian classification models in which one or more variables are imbalanced. Current Markov chain Monte Carlo algorithms for posterior computation are inefficient as n and/or p increase due to worsening time per step and mixing rates. One strategy is to use a gradient-based sampler to improve mixing while using data sub-samples to reduce per-step computational complexity. However, usual sub-sampling breaks down when applied to imbalanced data. Instead, we generalize piece-wise deterministic Markov chain Monte Carlo algorithms to include importance-weighted and mini-batch sub-sampling. These approaches maintain the correct stationary distribution with arbitrarily small sub-samples, and substantially outperform current competitors. We provide theoretical support and illustrate gains in simulated and real data applications.

Keywords: Imbalanced data; Logistic regression; Piece-wise deterministic Markov processes; Scalable inference; Sub-sampling.

1 Introduction

In developing algorithms for large datasets, much of the focus has been on optimization algorithms that produce a point estimate with no characterization of uncertainty. This motivates scalable Bayesian algorithms. As variational methods and related analytic approximations lack theoretical support and can be inaccurate, this article focuses on posterior sampling algorithms.

One such class of methods is divide-and-conquer Markov chain Monte Carlo, which divide data into chunks, run Markov chain Monte Carlo independently for each chunk, and then combine samples [23, 26]. However, combining samples inevitably leads to some bias, and accuracy theorems require sample sizes to increase within each subset.

An alternative strategy uses sub-samples to approximate transition probabilities and reduce bottlenecks in calculating likelihoods and gradients [29]. Such approaches typically rely on uniform random sub-samples, which can be highly inefficient, as noted in an increasing frequentist literature on biased sub-sampling [14, 27]. The Bayesian literature has largely overlooked the use of biased sub-sampling in efficient algorithm design, though recent coreset approaches address a

^{*}The two authors contributed equally to this paper.

related problem [17]. A problem with sub-sampling Markov chain Monte Carlo is that it is almost impossible to preserve the correct invariant distribution. While there has been work on quantifying the error [19, 1], it is usually difficult to do so in practice. The pseudo-marginal approach of [3] offers a potential solution, but it is generally impossible to obtain the required unbiased estimators of likelihoods using sub-samples [18].

A promising recent direction has been using non-reversible samplers with sub-sampling within the framework of piece-wise deterministic Markov processes [10, 12, 8]. These approaches use the gradient of the log-likelihood, which can be replaced by a sub-sample-based unbiased estimator, so that the exactly correct invariant distribution is maintained. This article focuses on improving the efficiency of such approaches by using non-uniform sub-sampling motivated concretely by logistic regression.

2 Logistic regression with sparse imbalanced data

2.1 Model

We focus on the logistic regression model

$$P(y = 1 \mid x, \xi) = \frac{1}{1 + \exp(-x^T \xi)}, \quad (1)$$

where $y \in \{0, 1\}$ is the response, $x = (x_1, \dots, x_p) \in \mathbb{R}^p$ are predictors, and $\xi = (\xi_1, \dots, \xi_p) \in \mathbb{R}^p$ are coefficients for the predictors. Consider data $(y^1, x^1), \dots, (y^n, x^n)$ from model (1), where $x^j = (x_1^j, \dots, x_p^j) \in \mathbb{R}^p$. For a prior distribution $p_0(\xi)$ on ξ , the posterior distribution is $\pi(\xi) = p_0(\xi) \prod_{j=1}^n [\exp\{y^j (x^j)^T \xi\} / (1 + \exp\{(x^j)^T \xi\})] = \exp\{-U(\xi)\}$, where $(x^j)^T \xi = \sum_{i=1}^p x_i^j \xi_i \in \mathbb{R}$ and $U(\xi)$ denotes the potential function. A popular algorithm for sampling from $\pi(\xi)$ is Pólya-Gamma data augmentation [25]. However, this performs poorly if there is large imbalance in class labels y [20]. Similar issues arise when the x_i^j s are imbalanced. Logistic regression is routinely used in broad fields and such imbalance issues are extremely common, leading to a clear need for more efficient algorithms. While standard Metropolis-Hastings algorithms not relying on data augmentation can perform well despite imbalanced data in settings where both n and p are small [20], issues arise in scaling to large datasets due to increasing computational time per step and slow mixing.

2.2 The zig-zag process

The zig-zag process [8] is a type of piece-wise deterministic Markov process which is particularly useful for logistic regression. The zig-zag process is a continuous-time stochastic process $\{\xi(t), \theta(t)\}_{t \geq 0}$ on the augmented space $\mathbb{R}^p \times \{-1, 1\}^p$, where $\xi(t)$ may be understood as the position and $\theta(t)$ the velocity of the process at time t . Under fairly mild conditions, the zig-zag process is ergodic with respect to the product measure $\tilde{\pi}(d\xi, d\theta) = \pi(d\xi) \otimes v(d\theta)$, where $v(d\theta)$ is the uniform measure on $\{-1, 1\}^p$. In other words, $E_{(\eta, \beta) \sim \tilde{\pi}}\{\varphi(\eta, \beta)\} = \lim_{T \rightarrow \infty} T^{-1} \int_0^T \varphi\{\xi(t), \theta(t)\} dt$ holds almost surely for any $\tilde{\pi}$ -integrable function φ .

For a starting point ξ and velocity θ , the zig-zag process evolves deterministically as

$$\xi(t) = \xi + \theta t, \quad \theta(t) = \theta. \quad (2)$$

At a random time τ , a bouncing event flips the sign of one component of the velocity θ . The process then evolves as equation (2) with the new velocity until the next change in velocity. The time τ is

the first arrival time of p independent Poisson processes with intensity functions $m_1(t), \dots, m_p(t)$, that is, $\tau = \tau_{i_0}$ with $i_0 = \operatorname{argmin}_{i \in \{1, \dots, p\}} \{\tau_i\}$. The sign flip applies $F_{i_0} : \{-1, 1\}^p \rightarrow \{-1, 1\}^p$ to $\theta(t)$, with $\{F_i(\theta)\}_k = \theta_k$ if $k \neq i$ and $-\theta_k$ if $k = i$. The intensity functions are of the form $m_i(t) = \lambda_i\{\xi(t), \theta(t)\}$, where λ_i is a rate function. A sufficient condition for the zig-zag process to preserve $\tilde{\pi}$ as its invariant distribution is the existence of non-negative functions $\gamma_1, \dots, \gamma_p$, such that $\lambda_i(\xi, \theta) = \gamma_i(\xi) + \{\theta_i \partial_i U(\xi)\}^+$ ($i = 1, \dots, p$); here $(x)^+ = \max\{0, x\}$ denotes the positive part of $x \in \mathbb{R}$. The γ_i s are known as refreshment rates.

If $\Lambda_i(t) = \int_0^t m_i(s) ds$ has a simple closed form, the arrival times τ_i can be sampled as $\tau_i = -\log \Lambda_i^{-1}(u)$ for $u \sim \text{Uniform}\{(0, 1)\}$. Otherwise, τ_i are obtained via Poisson thinning [22]. Assume that we have continuous functions $M_i(t) : \mathbb{R}_+ \rightarrow \mathbb{R}_+$ such that $m_i(t) = \lambda_i(\xi + t\theta, \theta) \leq M_i(t)$ ($i = 1, \dots, p$; $t \geq 0$); here $M_i(t)$ are upper computational bounds. Let $\tilde{\tau}_1, \dots, \tilde{\tau}_p$ denote the first arrival times of non-homogeneous Poisson processes with rates $M_1(t), \dots, M_p(t)$, respectively, and let $i_0 = \operatorname{argmin}_{i \in \{1, \dots, p\}} \{\tilde{\tau}_i\}$. A zig-zag process with intensity $m_i(t) = \lambda_i\{\xi(t), \theta(t)\}$ is still obtained if $\xi(t)$ is evolved according to equation (2) for time $\tilde{\tau}_{i_0}$ instead of τ_{i_0} and the sign of θ_{i_0} is flipped at time $\tilde{\tau}_{i_0}$ with probability $m_{i_0}(\tilde{\tau}_{i_0})/M_{i_0}(\tilde{\tau}_{i_0})$.

The sub-sampling approach of [8] uses uniform sub-sampling of a single data point to obtain an unbiased estimate of the i -th partial derivative of the potential function $U(\xi) = U^0(\xi) + U^\bullet(\xi)$, where $U^0(\xi) = -\log p_0(\xi)$ is from the prior and $U^\bullet(\xi) = \sum_{j=1}^n U^j(\xi)$ with $U^j(\xi) = -\log p(y^j | x^j, \xi)$ ($j = 1, \dots, n$) is from the likelihood. Their sub-sampling algorithm preserves the correct stationary distribution. The authors consider estimates $\hat{\partial}_i U(\xi, J)$ such that $E_{J \sim \text{Uniform}\{\{1, \dots, n\}\}} \{\hat{\partial}_i U(\xi, J)\} = \partial_i U(\xi)$, where J indexes the sampled data point. This is used to construct a stochastic rate function as $\hat{m}_i^J(t) = \{\theta_i \hat{\partial}_i U(\xi + t\theta, J)\}^+$. By using upper bounds satisfying $\max_{j \in \{1, \dots, n\}} \hat{m}_i^j(t) \leq M_i(t)$ for all $t \geq 0$, the rate functions $m_i(t)$ can be replaced by stochastic versions $\hat{m}_i^J(t)$, with J being resampled at every iteration.

In addition, control variates can be used to reduce the variance of the estimate $\hat{\partial}_i U(\xi, J)$. This can lead to dramatic increases in sampling efficiency when the posterior is concentrated around a reference point [8]. In this article, we use isotropic Gaussian priors and focus on situations where either p is large relative to n , or the covariates and/or responses are imbalanced. In such situations, the posterior is not sufficiently concentrated around a reference point, and control variates fail to perform efficiently. We demonstrate this numerically in Section 4.2 for imbalanced responses, and the Supplementary Material contains similar experiments for sparse covariates. For this reason and due to space constraints, we focus our discussion on sub-sampling techniques not relying on control variates; the techniques developed can be combined with the use of control variates as detailed in the Supplementary Material.

3 Improved sub-sampling

3.1 General framework

We introduce a generalized version of the zig-zag sampler. Our motivation is to (a) increase the sampling efficiency, and (b) simplify the construction of upper bounds. We achieve (b) by letting the Poisson process which determines bouncing times in component $i \in \{1, \dots, p\}$ to be a superpositioning (that is, the sum) of two independent Poisson processes with state dependent bouncing rates $\lambda_i^0(\xi, \theta) = \{\theta_i \partial_i U^0(\xi)\}^+$ and $\lambda_i^\bullet(\xi, \theta) = \{\theta_i \partial_i U^\bullet(\xi)\}^+ + \gamma_i(\xi)$, respectively. Such a construction allows Poisson thinning of each process separately, which decouples the problem of constructing

suitable upper bounds for the prior and the likelihood, respectively. We achieve (a) through general forms of the estimator $\widehat{\partial}_i U$ in the Poisson thinning step obtained through non-uniform sub-sampling.

The resulting algorithm is presented as Algorithm 1, where $m_i^0(t) = \{\theta_i \partial_i U^0(\xi + t\theta)\}^+$ and $m_i^\bullet(t, a) = \{\theta_i \widehat{\partial}_i U^\bullet(\xi + t\theta, a)\}^+$, assuming that $\widehat{\partial}_i U^\bullet(\xi, a)$, $a \sim \mu_i$, is an unbiased estimator of $\partial_i U$, and $M_i^\bullet(t)$ is such that for all a and $t \geq 0$, $m_i^\bullet(t, a) \leq M_i^\bullet(t)$. To keep the presentation simple, we do not explicitly include the Poisson thinning step for the prior in the algorithm. The state dependent bouncing rate of the resulting zig-zag process is $\lambda_i(\xi, \theta) = \lambda_i^0(\xi, \theta) + \lambda_i^\bullet(\xi, \theta)$, with $\lambda_i^\bullet(\xi, \theta)$ having the explicit form $\lambda_i^\bullet(\xi, \theta) = E_{a \sim \mu_i}[\{\theta_i \widehat{\partial}_i U^\bullet(\xi, a)\}^+]$. General results on piece-wise deterministic Markov processes imply that such a zig-zag process preserves the target measure $\widetilde{\pi}$ [12]; we nonetheless provide a proof in the Supplementary Material for the sake of a self-contained presentation.

Input: Starting point $\xi^{(0)} \in \mathbb{R}^p$, initial velocity $\theta^{(0)} \in \{-1, 1\}^p$, maximum number of bouncing attempts N_{attempts} .

1: Set $t^{(0)} = 0$.

2: **for** $k = 1, \dots, N_{\text{attempts}}$ **do**

3: Draw $\widetilde{\tau}_i, \widehat{\tau}_i$ ($i = 1, \dots, p$) such that $\mathbb{P}(\widetilde{\tau}_i \geq t) = \exp\{-\int_0^t M_i^\bullet(s) ds\}$ and $\mathbb{P}(\widehat{\tau}_i \geq t) = \exp\{-\int_0^t m_i^0(s) ds\}$.

4: Set $\tau = \min\{\widetilde{\tau}_{i_0}, \widehat{\tau}_{j_0}\}$ where $i_0 = \operatorname{argmin}_i\{\widetilde{\tau}_i\}$, $j_0 = \operatorname{argmin}_i\{\widehat{\tau}_i\}$.

5: Evolve position: $\{t^{(k+1)}, \xi^{(k+1)}\} = \{t^{(k)} + \tau, \xi^{(k)} + \theta^{(k)}\tau\}$.

6: Draw $B \sim \mu_{i_0}, u \sim \text{Uniform}\{(0, 1)\}$.

if $u < m_{i_0}^\bullet(\tau, B)/M_{i_0}^\bullet(\tau)$ **or** $\widehat{\tau}_{j_0} < \widetilde{\tau}_{i_0}$ **then** $\theta^{(k+1)} = F_{i_0}\{\theta^{(k)}\}$ **else** $\theta^{(k+1)} = \theta^{(k)}$.

7: **end for**

Output: The path of a zig-zag process specified by skeleton points $\{(\xi^{(k)}, \theta^{(k)})\}_{k=0}^{N_{\text{attempts}}}$ and bouncing times $\{t^{(k)}\}_{k=0}^{N_{\text{attempts}}}$.

Algorithm 1: Zig-zag algorithm with generalized sub-sampling

Although the focus of this article is on sampling from the Bayesian logistic regression problem presented in Section 2.1, the approach can be readily applied to situations where the following assumption on the terms U^j in the log-likelihood applies.

Assumption. *The partial derivatives of U^j are bounded, that is, there exist constants $c_i^j > 0$ ($i = 1, \dots, p; j = 1, \dots, n$), such that for all $\xi \in \mathbb{R}^p$, $|\partial_i U^j(\xi)| \leq c_i^j$.*

For the logistic regression problem considered, it is shown in [8] that Section 3.1 is satisfied with

$$c_i^j = |x_i^j| \quad (j = 1, \dots, n; i = 1, \dots, p).$$

To keep things simple, we consider the prior to be $\text{Normal}_p(\mathbf{0}, \sigma^2 I_p)$; we discuss other choices of priors in the Supplementary Material. Then we have that $\{\theta_i \partial_i U^0(\xi + \theta t)\}^+ \leq (|\xi_i| + t)/\sigma^2$.

In the sequel, we introduce alternative sub-sampling schemes and associated estimators and bounds as variants of the zig-zag sampler. These are designed to improve sampling efficiency by either (a) improving the mixing of the zig-zag process, or (b) reducing the computational cost per simulated unit time interval. More specifically, we replace uniform sub-sampling with importance sub-sampling (Section 3.2) to address (b), and allow general mini-batches instead of sub-samples of size one (Section 3.3) to address (a); the Supplementary Material contains a further extension to stratified sub-sampling which allows for further improvements of mixing.

3.2 Improving bounds via importance sampling

A generalization of the estimator obtained using uniform sub-sampling $\widehat{\partial}_i U^\bullet(\xi, J) = n \partial_i U^J(\xi)$, $J \sim \text{Uniform}[\{1, \dots, n\}]$, is to consider the index J to be sampled from a non-uniform probability distribution ν_i , defined by $\nu_i[\{j\}] = \omega_i^j$ ($j = 1, \dots, n$), where $\omega_i^1, \dots, \omega_i^n > 0$ are weights satisfying $\sum_{j=1}^n \omega_i^j = 1$ ($i = 1, \dots, p$). It follows that $\widehat{\partial}_i U^\bullet(\xi, J) = (\omega_i^J)^{-1} \partial_i U^J(\xi)$, $J \sim \nu_i$, defines an unbiased estimator of $\partial_i U^\bullet$. Moreover, $M_i^\bullet(t) = \tilde{c}_i(\omega)$ with $\tilde{c}_i(\omega) = \max_{j \in \{1, \dots, n\}} c_i^j / \omega_i^j$ defines an upper bound for rate function $m_i^\bullet(t, J)$ under Section 3.1. The contribution λ_i^\bullet to the effective bouncing rate is $\lambda_i^\bullet(\xi, \theta) = E_{J \sim \nu_i}[\{\theta_i \widehat{\partial}_i U^\bullet(\xi, J)\}^+] = n^{-1} \sum_{j=1}^n \{n \theta_i \partial_i U^j(\xi)\}^+$, which is the same as that for uniform sub-sampling (which corresponds to $\omega_i^j = n^{-1}$ ($i = 1, \dots, p$; $j = 1, \dots, n$)).

The magnitudes of upper bounds $M_i^\bullet(t)$ can be minimized by choosing the weight vector $\omega_i = (\omega_i^1, \dots, \omega_i^n)$ such that the constants \tilde{c}_i are minimized. This can be verified to be the case when $\omega_i^j = c_i^j / \bar{c}_i$, ($j = 1, \dots, n$) with $\bar{c}_i = \sum_{j=1}^n c_i^j$ so that $\tilde{c}_i(\omega) = \bar{c}_i$. This approach can be trivially generalized to allow for importance weights $\omega_i^j = 0$ in cases where the respective partial derivative vanishes, that is, $\partial_i U^j(\xi) \equiv 0 \Rightarrow c_i^j = 0$, which is, for example, the case when the respective covariate x_i^j in the considered logistic regression example is zero. For logistic regression, using optimal importance sub-sampling thus reduces the bounds from $n \max_{j \in \{1, \dots, n\}} |x_i^j|$ to $\sum_{j=1}^n |x_i^j|$ for the i -th dimension. This reduction is particularly significant when the x_i^j s are sparse and/or have outliers (see Section 4.1).

3.3 Improving mixing via mini-batches

In the context of piece-wise deterministic Markov processes, the motivation for using mini-batches of size larger than one is to reduce the effective refreshment rate, which can be expected to improve the mixing of the process if the refreshment rate is high [2]. We consider a mini-batch $B = (J_1, \dots, J_m) \sim \mu_i$ of random indices $J_k \in \{1, \dots, n\}$ ($k = 1, \dots, m$), so that $\widehat{\partial}_i U^\bullet(\xi, B)$ is an unbiased estimator of $\partial_i U^\bullet(\xi)$. Entries of the mini-batch are typically sampled uniformly and independently from the data-set. This yields unbiased estimators of the form $\widehat{\partial}_i U^\bullet(\xi, B) = m^{-1} \sum_{k=1}^m n \partial_i U^{J_k}(\xi)$, $J_1, \dots, J_m \sim \text{Uniform}[\{1, \dots, n\}]$.

Since for any function $g : \{1, \dots, n\} \rightarrow \mathbb{R}$, $\max_{b \in \{1, \dots, n\}^m} m^{-1} \sum_{k=1}^m g(b_k) = \max_{b \in \{1, \dots, n\}} g(b)$, it follows that upper bounds for mini-batch size $m = 1$ are also upper bounds for mini-batch sizes $m > 1$. We can also let $\widehat{\partial}_i U^\bullet(\xi, B) = m^{-1} \sum_{k=1}^m \{(\omega_i^{J_k})^{-1} \partial_i U^{J_k}(\xi)\}$, $J_1, \dots, J_m \sim \nu_i$, where $B = (J_1, \dots, J_m)$ and ν_i and ω_i are as defined in Section 3.2; by the same arguments, we conclude that the value of $\max_{B \in \{1, \dots, n\}^m} \widehat{\partial}_i U^\bullet(\xi, B)$ does not depend on the size of the mini-batch B .

If we consider mini-batches of size $m > 1$, the effective bouncing rate of the zig-zag process when used with the estimators described above can be computed as $\lambda_i^{\bullet, (m)}(\xi, \theta) = n^{-m} \sum_{(j_1, \dots, j_m) \in \{1, \dots, n\}^m} \{m^{-1} \sum_{k=1}^m n \theta_i \partial_i U^{j_k}(\xi)\}^+$. The effective refreshment rate $\gamma_i^{\bullet, (m)}(\xi) = \lambda_i^{\bullet, (m)}(\xi, \theta) - \{\theta_i \partial_i U^\bullet(\xi)\}^+$ is reduced with increased mini-batch size, as stated in the following lemma.

Lemma. For all $\xi \in \mathbb{R}^p$, $\theta \in \{-1, 1\}^p$, $m \geq 1$, we have $\gamma_i^{\bullet, (m+1)}(\xi) \leq \gamma_i^{\bullet, (m)}(\xi)$.

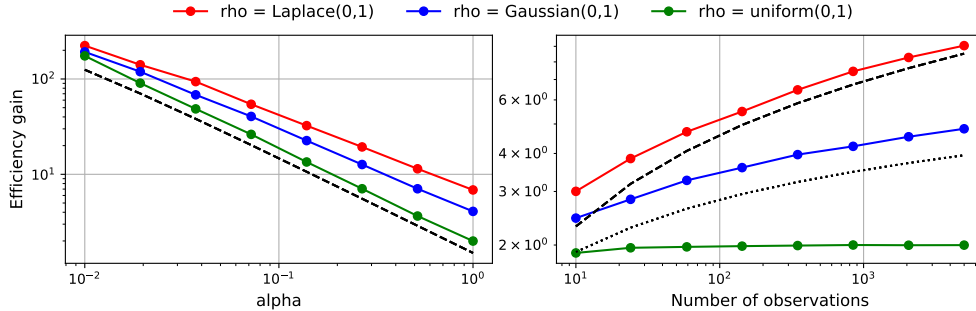


Figure 1: Scaling of total time of process when control variates are not used. Left panel: dashed black line is proportional to α^{-1} . Right panel: dashed black line is proportional to $\log n$ and dotted black line is proportional to $\log(n/\log n)(1 + 1/\log n)$.

4 Synthetic data examples

4.1 Scaling of computational efficiency

We evaluate sampling efficiency using synthetic data generated by sampling the covariates x_i^j from mixture distributions of the form $\nu_\alpha(dx) = (1 - \alpha)\delta_0(dx) + \alpha\rho(x)dx$, where $\delta_0(dx)$ is a point mass at zero, ρ is a smooth density, and $\alpha \in (0, 1]$ determines the degree of sparsity. The responses y_i are sampled from equation (1) with true $\xi = \xi_{\text{true}} \in \mathbb{R}^p$; we choose $p = 5$ in this section. We further choose a non-informative prior by setting the prior variance to be $\sigma^2 = 10^{10}$. We repeat the data generation and sampling 50 times. The expected gain in efficiency using importance sub-sampling instead of uniform sub-sampling is estimated as $50^{-1} \sum_{k=1}^{50} (T_{\text{unif}}^k / T_{\text{imp}}^k)$, where T_{unif}^k and T_{imp}^k denote the total simulation time after 10^5 attempted bounces of the zig-zag process in the k -th run using uniform and importance sub-sampling, respectively. The Supplementary Material contains further experiments for control variates.

For sampling without control variates, we can expect the expected relative gain in efficiency to behave as

$$\mathcal{E}(\nu_\alpha) := \min_{i \in \{1, \dots, p\}} E \left(\frac{n \max_{j \in \{1, \dots, n\}} |x_i^j|}{\sum_{j=1}^n |x_i^j|} \right) \approx \frac{E(\max_{j \in \{1, \dots, n\}} |x_i^j|)}{E(n^{-1} \sum_{j=1}^n |x_i^j|)}.$$

We first plot the gain in efficiency for sparse covariates for $n = 500$ and decreasing α in the left panel of Figure 1. Indeed, the behavior of the estimated relative gain in efficiency as approximately α^{-1} is as suggested by the first order Taylor expansion of $\mathcal{E}(\nu_\alpha)$ if n is large. Similarly, the form of $\mathcal{E}(\nu_\alpha)$ suggests that the expected relative gain in efficiency is unbounded as the number of observations n increases if ρ has unbounded support. To this end, we choose dense covariates for increasing n . As the right panel of Figure 1 shows, the relative gain in efficiency increases for $\rho = \text{Laplace}(0, 1)$ and $\text{Normal}(0, 1)$ are of order $\log n$ and $\log(n/\log n)(1 + 1/\log n)$ as $n \rightarrow \infty$, respectively, which is what the first order Taylor approximation of $\mathcal{E}(\nu_\alpha)$ suggests.

4.2 Control variates for sparse data

As mentioned in Section 2.2, importance sub-sampling can be combined with the use of control variates. However, this fails to be efficient when the data are imbalanced and/or sparse. To demon-

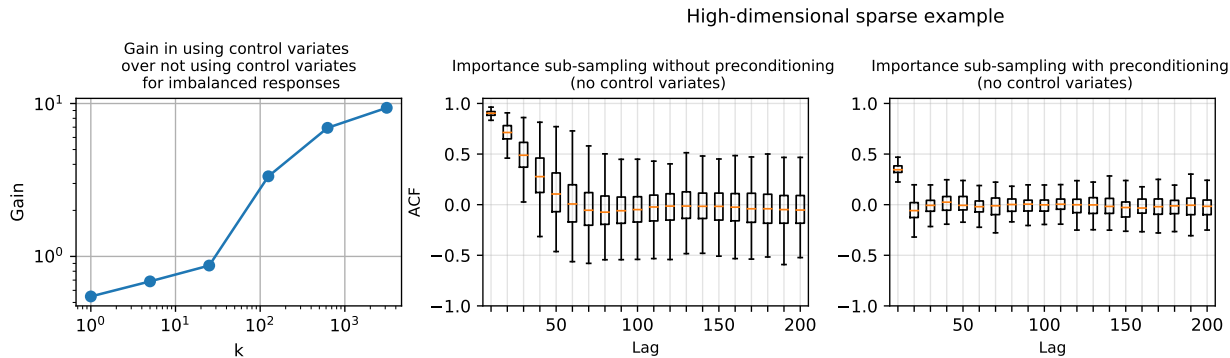


Figure 2: Efficiency of using control variates (left panel), and high-dimensional sparse example (center and right panels).

strate this, we generate covariates as described in Section 4.1 for $\alpha = 10^{-1}$ and $\rho = \text{Laplace}(0, 1)$, and generate responses independently of the covariates such that exactly k of them are ones. We choose $p = 10$ and $n = 5 \times 10^3$, and choose the prior variance to be one. We plot the ratio of the mixing time of the slowest mixing component for importance sub-sampling with control variates divided by the same for importance sub-sampling without control variates as a function of k . As the responses become more imbalanced (k decreases), the efficiency of using control variates decreases relative to not using them, as seen in the left panel of Figure 2.

4.3 High-dimensional sparse example

We consider a challenging setting with number of dimensions $p = 10^4$ and number of observations $n = 10^6$. The data are generated as in Section 4.1 with $\rho = \text{Normal}(0, 1)$ and $\alpha = 10^{-2}$. Traditional data augmentation and/or sub-sampling algorithms are either computationally very expensive or mix slowly in such a scenario. We choose the prior variance to be one. Uniform sub-sampling proves to be infeasible in such a scenario, and we omit showing results for it. In addition, using control variates does not perform well in such a scenario. We instead consider an adaptive preconditioning version of the zig-zag process – described in the Supplementary Material – and show auto-correlation function (ACF) plots for importance sub-sampling without control variates without and with preconditioning, respectively. The results are in the center and right panel of Figure 2, and show the necessity of using importance sub-sampling for the zig-zag sampler to be a feasible sampling method, and also show that preconditioning improves performance as expected.

5 Real data example

We consider an imbalanced dataset on cervical cancer [13], obtained from the machine learning repository [11]. This has 858 observations with 34 predictors. The responses are whether an individual has cancer or not, with only 18 out of 858 individuals having cancer. The predictors include the number of sexual partners, hormonal contraceptives, et cetera, and more than half the predictors have approximately 80% zeros. Control variates are inefficient in this case. Fixing the number of bouncing attempts, the mixing times of the slowest mixing component for uniform sub-sampling without control variates and importance sub-sampling without control variates are

975.5 and 193.2, respectively, In addition, a stratification scheme further brings this down to 83.3. This is described in the Supplementary Material.

6 Conclusion

Sub-sampling data is increasingly important in a variety of scenarios, particularly for big and high-dimensional data. Sub-sampling for traditional Markov chain Monte Carlo schemes can be tricky as the resulting chains induce an error in the invariant distribution that can be difficult to quantify. We have considered a promising recent class of algorithms known as piece-wise deterministic Markov processes, which allow sub-sampling without modifying the invariant measure. We have introduced improved sub-sampling schemes for this class of algorithms as compared to uniform sub-sampling. We have especially focused on logistic regression with sparse covariate data; our proposed schemes can perform significantly better than traditional sub-sampling schemes for such problems. After completion of this work, we became aware of a 2016 Oxford master’s thesis by Nicholas Galbraith, where a method called informed sub-sampling is introduced which is similar to the importance sub-sampling strategy presented here. While aspects of sparsity in the covariate data are not addressed there, the author makes similar observations regarding the usefulness of the approach in the setup of covariate data with outliers and/or distributed according to some heavy-tailed distribution.

Acknowledgment

This research was partially supported by grants from the United States National Science Foundation and National Institutes of Health.

Supplementary Material

Supplementary Material includes more details on the zig-zag sampler and its use as a Monte Carlo method, more details on the zig-zag process with generalized sub-sampling, details on importance sub-sampling using control variates and associated numerical experiments, stratified sub-sampling, a proof of Section 3.3, details on adaptive pre-conditioning, and extension to other priors.

References

- [1] Pierre Alquier, Nial Friel, Richard Everitt, and Aidan Boland. Noisy Monte Carlo: convergence of Markov chains with approximate transition kernels. *Statistics and Computing*, 26(1-2):29–47, 2016.
- [2] Christophe Andrieu, Alain Durmus, Nikolas Nüsken, and Julien Roussel. Hypercoercivity of piecewise deterministic Markov process-Monte Carlo. *arXiv:1808.08592*, 2018.
- [3] Christophe Andrieu and Gareth O Roberts. The pseudo-marginal approach for efficient Monte Carlo computations. *The Annals of Statistics*, 37(2):697–725, 2009.
- [4] Artin Armagan, David B Dunson, and Jaeyong Lee. Generalized double Pareto shrinkage. *Statistica Sinica*, 23(1):119, 2013.

- [5] Jeff Bezanson, Alan Edelman, Stefan Karpinski, and Viral B Shah. Julia: A fresh approach to numerical computing. *SIAM Review*, 59(1):65–98, 2017.
- [6] Rabi N Bhattacharya. On the functional central limit theorem and the law of the iterated logarithm for Markov processes. *Zeitschrift für Wahrscheinlichkeitstheorie und verwandte Gebiete*, 60(2):185–201, 1982.
- [7] Joris Bierkens and Andrew Duncan. Limit theorems for the zig-zag process. *Advances in Applied Probability*, 49(3):791–825, 2017.
- [8] Joris Bierkens, Paul Fearnhead, and Gareth Roberts. The zig-zag process and super-efficient sampling for Bayesian analysis of big data. *The Annals of Statistics*, 47(3):1288–1320, 2019.
- [9] Joris Bierkens, Gareth Roberts, and Pierre-André Zitt. Ergodicity of the zigzag process. *arXiv:1712.09875*, 2017.
- [10] Alexandre Bouchard-Côté, Sebastian J Vollmer, and Arnaud Doucet. The bouncy particle sampler: A nonreversible rejection-free Markov chain Monte Carlo method. *Journal of the American Statistical Association*, pages 1–13, 2018.
- [11] Dheeru Dua and Casey Graff. UCI Machine Learning Repository, 2017.
- [12] Paul Fearnhead, Joris Bierkens, Murray Pollock, and Gareth O Roberts. Piecewise deterministic Markov processes for continuous-time Monte Carlo. *Statistical Science*, 33(3):386–412, 2018.
- [13] Kelwin Fernandes, Jaime S Cardoso, and Jessica Fernandes. Transfer learning with partial observability applied to cervical cancer screening. In *Iberian Conference on Pattern Recognition and Image Analysis*, pages 243–250. Springer, 2017.
- [14] William Fithian and Trevor Hastie. Local case-control sampling: Efficient subsampling in imbalanced data sets. *The Annals of Statistics*, 42(5):1693, 2014.
- [15] Tianfan Fu and Zhihua Zhang. CPSG-MCMC: Clustering-Based Preprocessing method for Stochastic Gradient MCMC. In *Proceedings of the 20th International Conference on Artificial Intelligence and Statistics*, volume 54, pages 841–850. PMLR, 20–22 Apr 2017.
- [16] Andrew Gelman, Aleks Jakulin, Maria Grazia Pittau, and Yu-Sung Su. A weakly informative default prior distribution for logistic and other regression models. *The Annals of Applied Statistics*, 2(4):1360–1383, 2008.
- [17] Jonathan Huggins, Trevor Campbell, and Tamara Broderick. Coresets for scalable Bayesian logistic regression. In *Advances in Neural Information Processing Systems*, pages 4080–4088, 2016.
- [18] Pierre E Jacob and Alexandre H Thiery. On nonnegative unbiased estimators. *The Annals of Statistics*, 43(2):769–784, 2015.
- [19] James E Johndrow, Jonathan C Mattingly, Sayan Mukherjee, and David Dunson. Approximations of Markov chains and high-dimensional Bayesian inference. *arXiv:1508.03387*, 2015.

- [20] James E Johndrow, Aaron Smith, Natesh Pillai, and David B Dunson. MCMC for imbalanced categorical data. *Journal of the American Statistical Association*, 114(527):1394–1403, 2019.
- [21] Tony Lelièvre and Gabriel Stoltz. Partial differential equations and stochastic methods in molecular dynamics. *Acta Numerica*, 25:681–880, 2016.
- [22] PA W Lewis and Gerald S Shedler. Simulation of nonhomogeneous Poisson processes by thinning. *Naval Research Logistics Quarterly*, 26(3):403–413, 1979.
- [23] Cheng Li, Sanvesh Srivastava, and David B Dunson. Simple, scalable and accurate posterior interval estimation. *Biometrika*, 104(3):665–680, 2017.
- [24] Trevor Park and George Casella. The Bayesian lasso. *Journal of the American Statistical Association*, 103(482):681–686, 2008.
- [25] Nicholas G Polson, James G Scott, and Jesse Windle. Bayesian inference for logistic models using Pólya–Gamma latent variables. *Journal of the American Statistical Association*, 108(504):1339–1349, 2013.
- [26] Sanvesh Srivastava, Cheng Li, and David B Dunson. Scalable Bayes via barycenter in Wasserstein space. *The Journal of Machine Learning Research*, 19(1):312–346, 2018.
- [27] Daniel Ting and Eric Brochu. Optimal subsampling with influence functions. In *Advances in Neural Information Processing Systems*, pages 3650–3659, 2018.
- [28] Paul Vanetti, Alexandre Bouchard-Côté, George Deligiannidis, and Arnaud Doucet. Piecewise deterministic Markov chain Monte Carlo. *arXiv:1707.05296*, 2017.
- [29] Max Welling and Yee W Teh. Bayesian learning via stochastic gradient Langevin dynamics. In *Proceedings of the 28th International Conference on Machine Learning (ICML-11)*, pages 681–688, 2011.
- [30] Peter M Williams. Bayesian regularization and pruning using a Laplace prior. *Neural Computation*, 7(1):117–143, 1995.
- [31] Chak-Kuen Wong and Malcolm C. Easton. An efficient method for weighted sampling without replacement. *SIAM Journal on Computing*, 9(1):111–113, 1980.
- [32] Peilin Zhao and Tong Zhang. Accelerating minibatch stochastic gradient descent using stratified sampling. *arXiv:1405.3080*, 2014.

Supplementary material

S1 More details on the zig-zag process

S1.1 The zig-zag algorithm

Input: Starting point $\xi^{(0)} \in \mathbb{R}^p$, initial velocity $\theta^{(0)} \in \{-1, 1\}^p$, maximum number of bouncing attempts N_{attempts} .

- 1: Set $t^{(0)} = 0$.
- 2: **for** $k = 1, \dots, N_{\text{attempts}}$ **do**
- 3: Determine $\{M_i(t)\}_{i=1}^p$ such that $m_i(t) \leq M_i(t)$ ($i = 1, \dots, p$).
- 4: Draw $\tilde{\tau}_1, \dots, \tilde{\tau}_d$ such that $\mathbb{P}(\tilde{\tau}_i \geq t) = \exp\{-\int_0^t M_i(s) ds\}$.
- 5: Let $i_0 = \operatorname{argmin}_{i \in \{1, \dots, p\}} \{\tilde{\tau}_i\}$, and set $\tau = \tilde{\tau}_{i_0}$.
- 6: Evolve position: $\{t^{(k+1)}, \xi^{(k+1)}\} = \{t^{(k)} + \tau, \xi^{(k)} + \theta^{(k)}\tau\}$.
- 7: Draw $u \sim \text{Uniform}\{(0, 1)\}$.
- 8: **if** $u < m_{i_0}(\tau)/M_{i_0}(\tau)$ **then** $\theta^{(k+1)} = F_{i_0}\{\theta^{(k)}\}$ **else** $\theta^{(k+1)} = \theta^{(k)}$.
- 9: **end for**

Output: A path of a zig-zag process specified by skeleton points $\{(\xi^{(k)}, \theta^{(k)})\}_{k=0}^{N_{\text{attempts}}}$ and bouncing times $\{t^{(k)}\}_{k=0}^{N_{\text{attempts}}}$.

Algorithm 1: Zig-zag algorithm with Poisson thinning [8]

S1.2 Use as a Monte Carlo method

Ergodicity of the zig-zag process in the sense of $E_{\eta \sim \pi} \{\varphi(\eta)\} = \lim_{T \rightarrow \infty} T^{-1} \int_0^T \varphi\{\xi(t)\} dt$ holding almost surely for any π -integrable function φ does not by itself guarantee reliable sampling due to a missing characterization of the statistical properties of the residual Monte Carlo error. The study of ergodic properties of piece-wise deterministic Markov processes has been a very active field of research in recent years. In particular, under certain technical conditions on the potential function U , exponential convergence in the law of the zig-zag process has been shown [7, 9, 2]. By [6], this implies a central limit theorem for the zig-zag process for a wide range of observables $\varphi : \mathbb{R}^p \rightarrow \mathbb{R}$, which justifies using it for sampling purposes: there is a constant $\sigma_\varphi^2 > 0$ such that $T^{1/2} [\bar{\varphi}_T - E_{\eta \sim \pi} \{\varphi(\eta)\}]$ converges in distribution to $\text{Normal}(0, \sigma_\varphi^2)$ as $T \rightarrow \infty$. The constant $\sigma_\varphi^2 > 0$ is known as the asymptotic variance of the observable φ under the process. In practice, the Monte Carlo estimate $\bar{\varphi}_T$ may either be computed by numerically integrating the observable φ along the piece-wise linear trajectory of the zig-zag process, or by discretizing the trajectory, for example, by using a fixed step-size $\Delta t = T/N > 0$ for some positive integer N , which results in a Monte Carlo estimate of the form $\hat{\varphi}_N = (N + 1)^{-1} \sum_{k=0}^N \varphi\{\xi(k \Delta t)\}$.

S2 Zig-zag sampler with generalized sub-sampling

We provide a complete algorithm for the zig-zag sampler with generalized sub-sampling as detailed in the main text and show that the target measure is an invariant measure of this process.

Proposition. Let μ_i , $i \in \{1, \dots, p\}$, be a probability measure such that $\widehat{\partial}_i U^\bullet(\xi, a)$, $a \sim \mu_i$, is an unbiased estimator of the i -th partial derivative of negative log-likelihood function $\partial_i U^\bullet(\xi)$. Let $m_i^\bullet(t, a) = \{\theta_i \widehat{\partial}_i U^\bullet(\xi + t\theta, a)\}^+$ and $M_i^\bullet(t)$ be such that for all a and $t \geq 0$, $m_i^\bullet(t, a) \leq M_i^\bullet(t)$. Similarly, let $m_i^0(t) = \{\theta_i \partial_i U^0(\xi + t\theta)\}^+$ and $M_i^0(t)$ be such that for all $t \geq 0$, $m_i^0(t) \leq M_i^0(t)$. Then the zig-zag process generated by Algorithm 2 preserves the target measure $\tilde{\pi}$, and the effective bouncing rate of the generated zig-zag process is of the form $\lambda_i(\xi, \theta) = \lambda_i^0(\xi, \theta) + \lambda_i^\bullet(\xi, \theta)$, with

$$\lambda_i^0(\xi, \theta) = \{\theta_i \partial_i U^0(\xi)\}^+ \quad \text{and} \quad \lambda_i^\bullet(\xi, \theta) = E_{a \sim \mu_i} \left[\left\{ \theta_i \widehat{\partial}_i U^\bullet(\xi, a) \right\}^+ \right]. \quad (\text{S1})$$

Input: Starting point $\xi^{(0)} \in \mathbb{R}^p$, initial velocity $\theta^{(0)} \in \{-1, 1\}^p$, maximum number of bouncing attempts N_{attempts} .

- 1: Set $t^{(0)} = 0$.
- 2: **for** $k = 1, \dots, N_{\text{attempts}}$ **do**
- 3: Draw $\tilde{\tau}_i, \widehat{\tau}_i$ ($i = 1, \dots, p$) such that $\mathbb{P}(\tilde{\tau}_i \geq t) = \exp\{-\int_0^t M_i^\bullet(s) ds\}$ and $\mathbb{P}(\widehat{\tau}_i \geq t) = \exp\{-\int_0^t M_i^0(s) ds\}$.
- 4: Let $i_0 = \operatorname{argmin}_i \{\tilde{\tau}_i\}$, $j_0 = \operatorname{argmin}_i \{\widehat{\tau}_i\}$, and set $\tau = \min\{\tilde{\tau}_{i_0}, \widehat{\tau}_{j_0}\}$.
- 5: Evolve position: set $\{t^{(k+1)}, \xi^{(k+1)}\} = \{t^{(k)} + \tau, \xi^{(k)} + \theta^{(k)} \tau\}$.
- 6: **if** $\widehat{\tau}_{j_0} < \tilde{\tau}_{i_0}$ **then**
- 7: Bounce: $\theta^{(k+1)} = F_{j_0}\{\theta^{(k)}\}$.
- 8: **else**
- 9: Draw $B \sim \mu_{i_0}$ and $u \sim \text{Uniform}\{(0, 1)\}$.
- 10: **if** $u < m_{i_0}^\bullet(\tau, B)/M_{i_0}^\bullet(\tau)$ **then** $\theta^{(k+1)} = F_{i_0}\{\theta^{(k)}\}$ **else** $\theta^{(k+1)} = \theta^{(k)}$.
- 11: **end if**
- 12: **end for**

Output: The path of a zig-zag process specified by skeleton points $\{(\xi^{(k)}, \theta^{(k)})\}_{k=0}^{N_{\text{attempts}}}$ and bouncing times $\{t^{(k)}\}_{k=0}^{N_{\text{attempts}}}$.

Algorithm 2: Zig-zag algorithm with generalized sub-sampling

It follows straightforwardly from Algorithm 2 that the refreshment rate $\gamma_i(\xi)$ induced by sub-sampling is

$$\gamma_i(\xi) = \frac{E_{a \sim \mu_i} |\widehat{\partial}_i U^\bullet(\xi, a)| - |\partial_i U^\bullet(\xi)|}{2}. \quad (\text{S2})$$

We have decomposed the stochastic rate function as the sum of a deterministic part $m_i^0(t)$ for the prior and a stochastic part $m_i^\bullet(t, a)$ for the data, where the stochasticity is with respect to sub-sampling. This construction is related to ideas in [10]. The proof of Section S2 generalizes that of Theorem 4.1 in [8], and results similar to Section S2 can also be found in [28].

Proof of Section S2. The conditional probability of a bounce at time $t + \tau$ in the i_0 -th coordinate given that $\tilde{\tau}_{i_0} < \widehat{\tau}_{j_0}$ is

$$E_{a \sim \mu_{i_0}} \left\{ \frac{m_{i_0}^\bullet(\tau, a)}{M_{i_0}^\bullet(\tau)} \right\} = \frac{E_{a \sim \mu_{i_0}} \{\theta_{i_0} \widehat{\partial}_{i_0} U^\bullet(\xi + t\theta, a)\}^+}{M_{i_0}^\bullet(\tau)} = M_{i_0}^\bullet(\tau)^{-1} \lambda_{i_0}^\bullet(\xi + t\theta, \theta),$$

with $\lambda_{i_0}^\bullet$ as defined in equation (S1). Thus, since for all $t \geq 0$, $\lambda_i^\bullet(\xi + t, \theta) \leq M_i^\bullet(t)$, it follows that the resulting process is indeed a thinned Poisson process with rate function $t \mapsto \lambda_i^\bullet(\xi + t\theta, \theta)$. This rate function λ_i^\bullet satisfies

$$\begin{aligned} \lambda_i^\bullet(\xi, \theta) - \lambda_i^\bullet\{\xi, F_i(\theta)\} &= E_{a \sim \mu_i} \left\{ \theta_i \widehat{\partial}_i U^\bullet(\xi, a) \right\}^+ - E_{a \sim \mu_i} \left\{ -\theta_i \widehat{\partial}_i U^\bullet(\xi, a) \right\}^+ \\ &= E_{a \sim \mu_i} \left\{ \theta_i \widehat{\partial}_i U^\bullet(\xi, a) \right\}^+ - E_{a \sim \mu_i} \left\{ \theta_i \widehat{\partial}_i U^\bullet(\xi, a) \right\}^- \\ &= E_{a \sim \mu_i} \left\{ \widehat{\partial}_i U^\bullet(\xi, a) \right\} = \partial_i U^\bullet(\xi). \end{aligned}$$

Since also $\lambda_i^0(\xi, \theta) - \lambda_i^0\{\xi, F_i(\theta)\} = \{\theta_i \partial_i U^0(\xi)\}^+ - \{-\theta_i \partial_i U^0(\xi)\}^+ = \partial_i U^0(\xi)$, it follows that the total rate $\lambda_i(\xi, \theta) = \lambda_i^0(\xi, \theta) + \lambda_i^\bullet(\xi, \theta)$ satisfies $\lambda_i(\xi, \theta) - \lambda_i\{\xi, F_i(\theta)\} = \theta_i \partial_i U(\xi)$, ($i = 1, \dots, p$). This is a sufficient condition for the zig-zag process to preserve $\tilde{\pi}$ as its invariant measure [8, Theorem 2.2]. □

S3 Importance sub-sampling using control variates

As mentioned in the main text, control variates can be used to reduce the variance of the estimates of partial derivatives in the stochastic rate functions. When data points are sub-sampled uniformly, this is achieved as follows. Let ξ^\star denote a reference point, usually chosen as a mode of the posterior distribution. Unbiased estimates of the partial derivatives of $\partial_i U^\bullet(\xi)$ can be obtained as

$$\widehat{\partial}_i U^\bullet(\xi, J) = n \partial_i U^J(\xi) - \{n \partial_i U^J(\xi^\star) - \partial_i U^\bullet(\xi^\star)\},$$

where $J \sim \text{Uniform}[\{1, \dots, n\}]$ indexes the sampled data point and the second term on the right hand side is a control variate. If the partial derivatives $\partial_i U^j$ ($j = 1, \dots, n$; $i = 1, \dots, p$), are globally Lipschitz as specified in the following Section S3, the corresponding stochastic rate functions $\widehat{m}_i^j(t) = \{\theta_i \widehat{\partial}_i U(\xi + t\theta, J)\}^+$ can be bounded by linear function of t .

Assumption. *The partial derivatives $\partial_i U^j$ are globally Lipschitz, that is, for suitable $r \geq 1$, there exist constants $C_i^j > 0$ ($i = 1, \dots, p$; $j = 1, \dots, n$), such that for all $\xi_1, \xi_2 \in \mathbb{R}^p$, $|\partial_i U^j(\xi_1) - \partial_i U^j(\xi_2)| \leq C_i^j \|\xi_1 - \xi_2\|_r$.*

More precisely, if Section S3 holds, realizations of $m_i^\bullet(t, J)$ can be bounded by $M_i^\bullet(t) = \{\theta_i \partial_i U^\bullet(\xi^\star)\}^+ + n C_i (\|\xi - \xi^\star\|_r + t p^{1/r})$ for $C_i = n \max_{j \in \{1, \dots, n\}} C_i^j$. In the case of the logistic regression problem, it is shown in [8] that Section S3 holds for $r = 2$ with

$$C_i^j = \frac{1}{4} |x_i^j| \|x^j\|_2, \quad (j = 1, \dots, n; i = 1, \dots, d).$$

Analogously to how we generalized uniform sub-sampling to importance sub-sampling when uniform bounds are used (Section 3.2 of the main text), the control variate approach can be generalized to incorporate importance sub-sampling as follows. Consider the index J to be sampled from a non-uniform probability distribution ν_i , defined by $\nu_i[\{j\}] = \omega_i^j$ ($j = 1, \dots, n$), where $\omega_i^1, \dots, \omega_i^n > 0$ are weights satisfying $\sum_{j=1}^n \omega_i^j = 1$. It follows that $\widehat{\partial}_i U^\bullet(\xi, J) = \partial_i U^\bullet(\xi^\star) +$

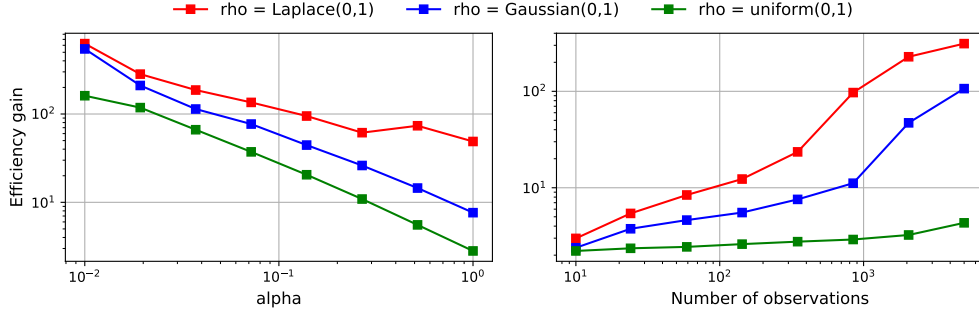


Figure S1: Scaling of computational upper bounds when control variates are used.

$(\omega_i^J)^{-1}\{\partial_i U^J(\xi) - \partial_i U^J(\xi^*)\}$, $J \sim \nu_i$ defines an unbiased estimator of $\partial_i U^\bullet$, in which case the corresponding upper bounds are

$$M_i^\bullet(t) = \{\theta_i \partial_i U^\bullet(\xi^*)\}^+ + n\tilde{C}_i(\omega) \left(\|\xi - \xi^*\|_r + tp^{1/r} \right) \quad \text{with} \quad \tilde{C}_i(\omega) = \max_{j \in \{1, \dots, n\}} \frac{C_i^j}{\omega_i^j}.$$

These upper bounds can be minimized by choosing ω_i that minimizes \tilde{C}_i , and this can be verified to be the case when $\omega_i^j = C_i^j / \bar{C}_i$ ($j = 1, \dots, n$) with $\bar{C}_i = \sum_{j=1}^n C_i^j$. Thus, optimal importance sub-sampling reduces the upper bounds from $(n/4) \max_{j \in \{1, \dots, n\}} |x_i^j| \|x^j\|_2$ to $(1/4) \sum_{j=1}^n |x_i^j| \|x^j\|_2$. Similar to the case when control variates are not used, if the covariates x^j s are sparse or possess outliers, this can result in large computational gains.

We point out that for efficient implementation of importance sub-sampling in combination with control variates, the decomposition of the bouncing rate into a likelihood rate and prior rate as in Algorithm 1 of the main text is critical, since in the presence of a prior, an estimate of the form

$$\widehat{\partial}_i U(\xi, J) = \{n\partial_i U^J(\xi) + \partial_i U^0(\xi)\} - \{n\partial_i U^J(\xi^*) + \partial_i U^0(\xi^*) - \partial_i U(\xi^*)\},$$

with $J \sim \text{Uniform}[\{1, \dots, n\}]$, as for example used in [8], results in ξ -dependent optimal importance weights.

S4 Numerical examples for control variates

S4.1 Scaling of computational efficiency

We provide complementary results for Section 4.1 of the main text in the case when control variates are used. The relative gain in efficiencies is plotted in Figure S1. Comparing with Figure 1 of the main text, we see that the gains are higher in the case when control variates are used than when they are not used.

S4.2 Dense data

We consider an example where the covariates are dense. We choose $n = 500$ and simulate the data as in Section 4.1 of the main text with $\alpha = 0$. The prior is chosen as $\text{Normal}_p(\mathbf{0}, I_p)$. We choose $p \in \{10, 50\}$ and compare importance sub-sampling with control variates and importance

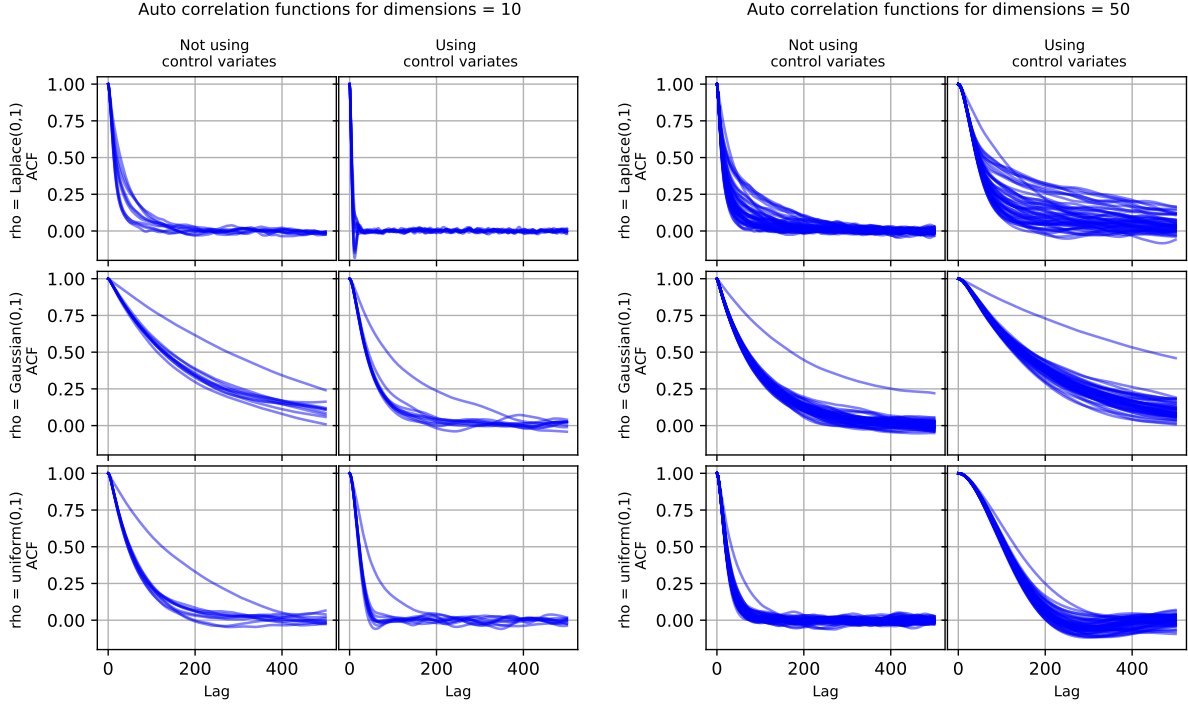


Figure S2: Comparison of importance sub-sampling with and without control variates for dense covariates.

sub-sampling without control variates. Using control variates results in improved mixing of the zig-zag sampler for uniform sub-sampling when $p \ll n$, and the same is observed for importance sub-sampling in the left panel of Figure S2. This is as expected since importance sub-sampling only reduces the upper computational bounds (and thus the total simulated time of the process), and not the diffusive properties of the resulting process. When p is large relative to n , the posterior is not concentrated around a reference point, and this causes using control variates to be inefficient as compared to not using control variates, as seen in the right panel of Figure S2.

S4.3 Sparse data

In Section 4.2 of the main text, we observed that control variates fail to perform efficiently as the responses become increasingly imbalanced. We plot the posterior variances of the parameters in the left panel of Figure S3 and observe that the posterior variances become increasingly large as the responses become increasingly imbalanced (k decreases). This explains why control variates fail to perform efficiently in such a scenario.

We conduct a similar experiment for sparse covariates. We use synthetic data and generate covariates as described in Section 4.1 of the main text for $\rho = \text{Laplace}(0, 1)$ and increasing level of sparsity among the covariates (that is, decreasing α). We choose $p = 5$ and $n = 10^4$, and generate the responses such that half of them are ones (that is, the responses are perfectly balanced). The prior is chosen to be $\text{Normal}_p(\mathbf{0}, I_p)$. We plot the ratio of the mixing time of the slowest mixing component for importance sub-sampling with control variates divided by the same for importance sub-sampling without control variates as a function of α . As the covariates become sparser (α

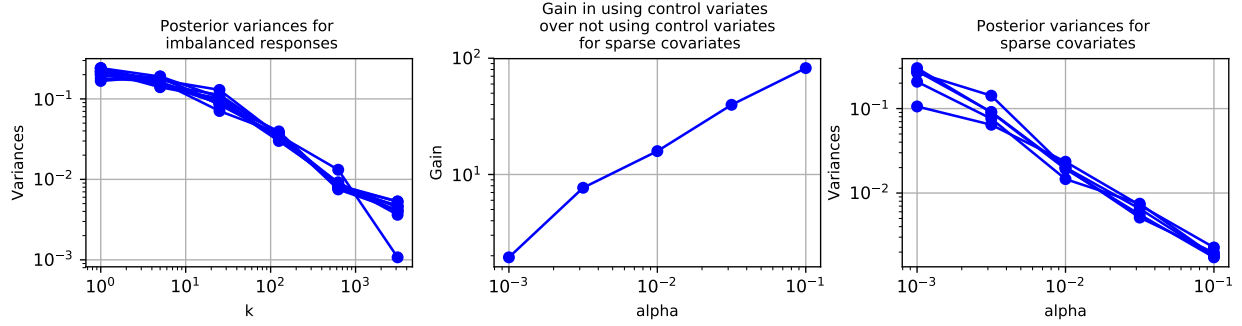


Figure S3: Posterior variances for imbalanced responses (left panel), results for sparse covariates (center and right panels).

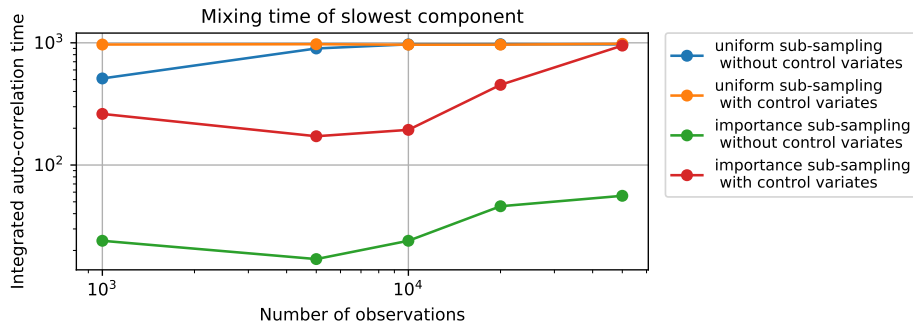


Figure S4: Mixing of zig-zag sampler with different sub-sampling schemes.

decreases), the performance of using control variates decreases relative to not using control variates, as seen in the middle panel of Figure S3. We also plot the posterior variances in the right panel of Figure S3, and observe that the posterior variances become increasingly large as the covariates become increasingly sparse.

Finally, we consider scaling of the sub-sampling schemes with the number of observations n when both responses are increasingly imbalanced and covariates are increasingly sparse. The covariates are again generated as described in Section 4.1 of the main text. We fix the dimension $p = 200$ and choose the number of observations $n = 10^3, 5 \times 10^3, 10^4, 2 \times 10^4, 5 \times 10^4$, respectively. The corresponding data sets are simulated such that $\alpha = 10^{-1}, 2 \times 10^{-2}, 10^{-2}, 5 \times 10^{-3}$ and 2×10^{-3} , respectively, and $\rho = \text{Normal}(0, 1)$. The responses are simulated such that the proportion of ones are $10^{-2}, 2 \times 10^{-3}, 10^{-3}, 5 \times 10^{-4}$ and 2×10^{-4} respectively. In this case, both the covariates become increasingly sparse and the responses become increasingly imbalanced as n increases. We consider mixing time of the slowest mixing component and plot this in Figure S4, and observe that while importance sub-sampling with control variates improves on uniform sub-sampling with control variates, control variates are not efficient as expected. This further supports the results seen in Section 4.2 of the main text. Importance sub-sampling without control variates is the most efficient sub-sampling strategy in this situation.

S5 Stratified sub-sampling

S5.1 General strategy

As an alternative to control variate techniques, stratified sub-sampling can be used to reduce the variance of estimates of partial derivatives $\widehat{\partial}_i U$. Such approaches have been explored in the optimization literature [32] and in the context of approximate Markov chain Monte Carlo [15]. The stratification used in these references use strata constructed to minimize upper bounds for the variances of the noise in the estimates of the gradient, and are as such heuristically motivated and lack theoretical guarantees. In what follows, we describe a stratification scheme which is tailored to the particular setup of the zig-zag process and is guaranteed to reduce refreshment rates in the vicinity of a reference point ξ^* .

Suppose we divide the data index set $\{1, \dots, n\}$ into m strata $\{\mathcal{S}_i^k\}_{k=1}^m$, which are such that for every component index $i \in \{1, \dots, p\}$, the sets $\{\mathcal{S}_i^k\}_{k=1}^m$ form a partition of $\{1, \dots, n\}$; that is, $\bigcup_{k=1}^m \mathcal{S}_i^k = \{1, \dots, n\}$, and $\mathcal{S}_i^k \cap \mathcal{S}_i^l = \emptyset$ for $k \neq l$. If we consider a mini-batch B to be sampled such that the k -th entry of B is sampled independently and uniformly from the strata \mathcal{S}_i^k , that is, $B = (J_1, \dots, J_m)$, $J_k \sim \text{Uniform}(\mathcal{S}_i^k)$ ($k = 1, \dots, m$), then it is easy to verify that

$$\widehat{\partial}_i U^\bullet(\xi, a) = \sum_{k=1}^m |\mathcal{S}_i^k| \partial_i U^{J_k}(\xi), \quad J_k \sim \text{Uniform}(\mathcal{S}_i^k) \quad (k = 1, \dots, m), \quad (\text{S3})$$

is an unbiased estimator for $\partial_i U^\bullet(\xi)$. When constructing upper bounds for the corresponding stochastic rate function, stratified sub-sampling can only improve upon the upper bounds used in uniform sub-sampling, since

$$\begin{aligned} m_i^\bullet(t, B) &= \left\{ \theta_i \sum_{k=1}^m |\mathcal{S}_i^k| \partial_i U^{J_k}(\xi + t\theta) \right\}^+ \leq \sum_{k=1}^m |\mathcal{S}_i^k| \{\theta_i \partial_i U^{J_k}(\xi + t\theta)\}^+ \\ &\leq \sum_{k=1}^m |\mathcal{S}_i^k| \frac{M_i^\bullet(t)}{n} = M_i^\bullet(t), \end{aligned}$$

where $\{M_i^\bullet(t)\}_{i=1}^p$ are the upper bounds given in Section 3.1 of the main text. This thus leads to a zig-zag process with effective bouncing rates $\lambda_i^\bullet(\xi, \theta) = |\widetilde{\mathcal{S}}|^{-1} \sum_{(j_1, \dots, j_m) \in \widetilde{\mathcal{S}}} \{\theta_i \sum_{k=1}^m |\mathcal{S}_i^k| \partial_i U^{j_k}(\xi)\}^+$, where $\widetilde{\mathcal{S}} = \mathcal{S}_i^1 \times \dots \times \mathcal{S}_i^m$.

This stratification scheme differs from other related approaches in that we consider separate stratification in each dimension, which allows for a more effective variance reduction as strata on the index set can be tailored to the particular covariance structure of the partial derivatives in each dimension. For iterative methods requiring a synchronous computation of partial derivatives in all dimensions, such a stratification may result in additional computation overhead, whereas in the case of the zig-zag sampler, partial derivatives are computed asynchronously anyway, so we can incorporate such a stratification with no additional computational overhead.

S5.2 Construction of strata

In what follows, we describe how gradient information at a reference point $\xi^* \in \mathbb{R}^p$ can be used to construct strata for the estimator described above so that under the regularity conditions of Section S3, the refreshment rate of the associated zig-zag process is provably reduced within some

vicinity of ξ^* in comparison to the refreshment rate induced by uniform sub-sampling using the same mini-batch size.

By equation (S2) it follows that for given strata \mathcal{S}_i^k ($k = 1, \dots, m$), the effective refreshment rate $\gamma_i[\xi, \{\mathcal{S}_i^k\}_{k=1}^m]$ which is induced by stratified sub-sampling is of the form

$$\gamma_i[\xi, \{\mathcal{S}_i^k\}_{k=1}^m] = \frac{1}{2} \left\{ E_{B \sim \mu_i} \left| \sum_{k=1}^m |\mathcal{S}_i^k| \partial_i U^{J_k}(\xi) \right| - |\partial_i U^\bullet(\xi)| \right\}.$$

If Section S3 is satisfied, it can be easily derived that

$$\gamma_i[\xi, \{\mathcal{S}_i^k\}_{k=1}^m] \leq \gamma_i[\xi^*, \{\mathcal{S}_i^k\}_{k=1}^m] + nC_i \|\xi - \xi^*\|_r, \quad (\text{S4})$$

for all $\xi \in \mathbb{R}^p$, since

$$\begin{aligned} & \max_{(j_1, \dots, j_m) \in \tilde{\mathcal{S}}} \left| \sum_{k=1}^m |\mathcal{S}_i^k| \partial_i U^{j_k}(\xi) - \sum_{k=1}^m |\mathcal{S}_i^k| \partial_i U^{j_k}(\xi^*) \right| \\ & \leq n \max_{j \in \{1, \dots, n\}} |\partial_i U^j(\xi) - \partial_i U^j(\xi^*)| \leq nC_i \|\xi - \xi^*\|_r \end{aligned}$$

for all $\xi \in \mathbb{R}^p$, and similarly

$$\gamma_i[\xi, \{\mathcal{S}_i^k\}_{k=1}^m] \geq \gamma_i[\xi^*, \{\mathcal{S}_i^k\}_{k=1}^m] - nC_i \times \|\xi - \xi^*\|_r \quad (\text{S5})$$

for all $\xi \in \mathbb{R}^p$. The inequality (S4) suggests that in order to minimize the refreshment rate γ_i in the vicinity of the reference point ξ^* , the strata should be constructed in each dimension $i = 1, \dots, p$, such that $\gamma_i(\xi^*)$ is minimized, that is, we construct the strata as the solution of the minimization problem

$$\{\mathcal{S}_i^k\}_{k=1}^m = \operatorname{argmin}_{\{\tilde{\mathcal{S}}_i^k\}_{k=1}^m} E_{B \sim \mu_i} \left| \sum_{k=1}^m |\tilde{\mathcal{S}}_i^k| \partial_i U^{j_k}(\xi^*) \right|. \quad (\text{S6})$$

Since solving equation (S6) may be hard if the number of strata m is large, we consider strata constructed as the solution of the minimization problem

$$\{\mathcal{S}_i^k\}_{k=1}^m = \operatorname{argmin}_{\{\tilde{\mathcal{S}}_i^k\}_{k=1}^m} \sum_{k=1}^m |\tilde{\mathcal{S}}_i^k| \operatorname{diam} \left[\left\{ \partial_i U^j(\xi^*) : j \in \tilde{\mathcal{S}}_i^k \right\} \right], \quad (\text{S7})$$

where ξ^* denotes the reference point and $\operatorname{diam}(A) = \max(A) - \min(A)$ denotes the diameter of a finite set $A \subset \mathbb{R}$. This approximation is justified by Section S6.2, since the objective function in (S7) is an upper bound of the objective function in (S6) up to a constant.

Let $\gamma_i^{\bullet, (m)}(\xi)$ be the refreshment rate induced by uniform sub-sampling using a mini-batch of size m . By applying the inequalities (S4) and (S5) to $\gamma_i[\xi, \{\mathcal{S}_i^k\}]$ and $\gamma_i^{\bullet, (m)}(\xi)$, respectively, it follows that the refreshment rate is indeed reduced for all points within the sphere centered at ξ^* and radius $(2nC_i)^{-1}[\gamma_i(\xi^*) - \gamma_i[\xi^*, \{\mathcal{S}_i^k\}_{k=1}^m]]$, that is, $\gamma_i[\xi, \{\mathcal{S}_i^k\}] \leq \gamma_i^{\bullet, (m)}(\xi)$ for all $\xi \in \mathbb{R}^p$ satisfying

$$\|\xi - \xi^*\|_r \leq \frac{1}{2nC_i} \left[\gamma_i(\xi^*) - \gamma_i[\xi^*, \{\mathcal{S}_i^k\}_{k=1}^m] \right].$$

Remark. *The stratification scheme described relies on the same regularity assumptions in terms of U_i^j ($j = 1, \dots, n$; $i = 1, \dots, p$) as the control variate approaches in order to ensure theoretical guarantees. Moreover, similarly as in the discussed control variate approaches, the method relies on the posterior distribution to be concentrated around a single mode in order for the stratification to be effective. However, unlike the described control variate approaches, stratified sub-sampling is used in combination with uniform bounds, which allows for efficient application of the approach when only overly conservative estimates of Lipschitz constants are available.*

S5.3 Stratification algorithm

Algorithm 3 provides an implementation of the clustering algorithm used to obtain strata in the case that gradient information at a reference point ξ^* is available. The algorithm computes for input $x_j = \partial_i U^j(\xi^*)$ ($j = 1, \dots, n$), a partition of the set $\{x_1, \dots, x_n\}$. The corresponding partition of the index set $\{1, \dots, n\}$ is an approximate solution of the minimization problem of equation (17) in the main text. Define functions f_{score} and $f_{split-score}$ as follows for ($r = 1, \dots, n$; $k = 1, \dots, r$):

$$f_{score}\{x_1, \dots, x_r\} = r \left(\max_{k \in \{1, \dots, r\}} x_k - \min_{k \in \{1, \dots, r\}} x_k \right),$$

$$f_{split-score}\{x_1, \dots, x_r, k\} = k f_{score}\{x_1, \dots, x_k\} + (r - k) f_{score}\{x_{k+1}, \dots, x_r\}.$$

The algorithm is as follows.

Input: Sorted data points $x_1 \leq \dots \leq x_n$, number of clusters m .

- 1: Set $G^0 = \{(x_j)_{j=1}^n\}$
- 2: **for** $l = 1, \dots, m$ **do**
- 3: Set $(\tilde{x}_1, \dots, \tilde{x}_s) = \operatorname{argmin}_{\mathbf{x} \in G^{l-1}} \min_k \{f_{split-score}(\mathbf{x}, k) - f_{score}(\mathbf{x})\}$.
- 4: Set $k_0 = \operatorname{argmin}_k f_{split-score}\{(\tilde{x}_1, \dots, \tilde{x}_s), k\}$.
- 5: Set $G^l = G^{l-1} \setminus \{(\tilde{x}_1, \dots, \tilde{x}_s)\} \cup \{(\tilde{x}_1, \dots, \tilde{x}_{k_0}), (\tilde{x}_{k_0+1}, \dots, \tilde{x}_s)\}$.
- 6: **end for**

Output: A set of vectors $\{\mathbf{x}^k\}_{k=1}^m = G^m$ defining a partition of the set $\{x_1, \dots, x_n\}$.

Algorithm 3: Greedy clustering

The computational cost of the proposed stratification algorithm is $\mathcal{O}(n \log n)$ in each dimension, and this can be trivially parallelized in the number of dimensions p .

Remark (A note on computational aspects). *Computing the strata is a one-off operation that costs $\mathcal{O}(n \log n)$ in each dimension. The cost for uniform sub-sampling of a single data point is $\mathcal{O}(1)$. For importance sub-sampling, the cost is $\mathcal{O}(n)$ for a naive implementation, which reduces down to $\mathcal{O}(m)$ when the covariates are sparse, where m denotes the number of non-zero weights. These can be brought down to $\mathcal{O}(\log n)$ and $\mathcal{O}(\log m)$ for dense and sparse covariates, respectively, for example, using the techniques of [31]. The pre-constant for the order is small compared to the cost of all other operations. We wrote code in Julia [5] and used the `wsample` function for weighted sub-sampling, which is slower than uniform sub-sampling. Using the `wsample` function leads to the sub-sampling for stratified sub-sampling with importance weights being slightly slower than uniform sub-sampling as well.*

S6 Proofs

S6.1 From main text

Proof of Lemma 1 of main text. Let $B = (j_1, \dots, j_m)$ for $B \in \{1, \dots, n\}^m$. The result follows as

$$\begin{aligned}
\lambda_i^{\bullet, (m)}(\theta, \xi) &= \frac{1}{n^m} \frac{1}{m} \sum_{B \in \{1, \dots, n\}^m} \left\{ \sum_{k=1}^m \theta_i \partial_i U^{j_k}(\xi) \right\}^+ = \frac{1}{n^{m+1}} \sum_{B \in \{1, \dots, n\}^{m+1}} \frac{1}{m} \left\{ \sum_{k=1}^m \theta_i \partial_i U^{j_k}(\xi) \right\}^+ \\
&= \frac{1}{n^{m+1}} \frac{1}{m+1} \sum_{B \in \{1, \dots, n\}^{m+1}} \sum_{s=1}^{m+1} \frac{1}{m} \left\{ \sum_{k \in \{1, \dots, m+1\} \setminus \{s\}} \theta_i \partial_i U^{j_k}(\xi) \right\}^+ \\
&\geq \frac{1}{n^{m+1}} \frac{1}{m+1} \sum_{B \in \{1, \dots, n\}^{m+1}} \left\{ \sum_{s=1}^{m+1} \frac{1}{m} \sum_{k \in \{1, \dots, m+1\} \setminus \{s\}} \theta_i \partial_i U^{j_k}(\xi) \right\}^+ \\
&= \frac{1}{n^{m+1}} \frac{1}{m+1} \sum_{B \in \{1, \dots, n\}^{m+1}} \left\{ \sum_{k \in \{1, \dots, m+1\}} \theta_i \partial_i U^{j_k}(\xi) \right\}^+ = \lambda_i^{\bullet, (m+1)}(\theta, \xi)
\end{aligned}$$

□

S6.2 Additional Lemmata

Lemma. *The following inequality holds for any component index $i \in \{1, \dots, p\}$ and any partition $\{\mathcal{S}_i^k\}_{k=1}^m$ of the index set $\{1, \dots, n\}$.*

$$\left| \sum_{k=1}^m |\mathcal{S}_i^k| \partial_i U^{j_k}(\xi) \right| - |\partial_i U^\bullet(\xi)| \leq \sum_{k=1}^n |\mathcal{S}_i^k| \text{diam} \left[\{\partial_i U^j(\xi) : j \in \mathcal{S}_i^k\} \right],$$

Proof. Let $\bar{E}_i^k(\xi) = |\mathcal{S}_i^k|^{-1} \sum_{j \in \mathcal{S}_i^k} \partial_i U^j(\xi)$. Then,

$$\begin{aligned}
\left| \sum_{k=1}^m |\mathcal{S}_i^k| \partial_i U^{j_k}(\xi) \right| - |\partial_i U^\bullet(\xi)| &\leq \left| \sum_{k=1}^m |\mathcal{S}_i^k| \left\{ \partial_i U^{j_k}(\xi) - \bar{E}_i^k(\xi) \right\} \right| + \left| \sum_{k=1}^m |\mathcal{S}_i^k| \bar{E}_i^k(\xi) \right| - |\partial_i U^\bullet(\xi)| \\
&\leq \sum_{k=1}^m |\mathcal{S}_i^k| \text{diam} \left[\{\partial_i U^j(\xi) : j \in \mathcal{S}_i^k\} \right],
\end{aligned}$$

where the first and second inequality follow as applications of the triangular inequality, and the fact that $\sum_{k=1}^m |\mathcal{S}_i^k| \bar{E}_i^k(\xi) = \partial_i U^\bullet(\xi)$. □

S7 Pre-conditioning

S7.1 General recipe for pre-conditioning

We propose an adaptive pre-conditioning variant of the zig-zag process which can rapidly learn how to pre-condition using initial samples. To achieve this, we modify the velocity by giving it a

speed in addition to a direction. The standard zig-zag process has unit speed in all dimensions; indeed, $\theta \in \{-1, 1\}^p$. We still use θ to denote the direction of the velocity, and in addition, we introduce $\alpha \in \mathbb{R}_+^p$ to denote the speed. Thus the overall velocity of the zig-zag process is now $\theta\alpha = (\theta_1\alpha_1, \dots, \theta_p\alpha_p)$. As mentioned in [8], such an extension of the zig-zag process indeed preserves the target measure π . The zig-zag process with adaptive pre-conditioning is constructed so that the velocity vector only changes at bouncing events. At each bouncing event, two things happen. First, the direction of the velocity is modified by flipping the sign of one component of θ as described in Section 2.2 of the main text. Second, the speed of the process is also modified as described below. The deterministic motion (equation (2) of the main text) is modified to $\xi(t) = \xi + \theta\alpha t$.

To construct computational bounds for this modified zig-zag process, observe that the rates from Section S2 are generalized as $m_i^\bullet(t, \alpha, a) = \{\theta_i\alpha_i\widehat{\partial}_i U^\bullet(\xi + t\theta\alpha, a)\}^+$ and $m_i^0(t, \alpha) = \{\theta_i\alpha_i\partial_i U^0(\xi + t\theta\alpha)\}^+$. Under Assumption 1 of the main text (not using control variates), realizations of the stochastic rate function $m_i^\bullet(t, \alpha, a)$ can be bounded by $\alpha_i \max_{j \in \{1, \dots, n\}} c_i^j$; we thus have a dynamically evolving bound. Similarly under Section S3 (using control variates), realizations of the stochastic rate function $m_i^\bullet(t, \alpha, a)$ can be bounded by $\{\theta_i\alpha_i\partial_i U^\bullet(\xi^*)\}^+ + n\alpha_i C_i (\|\xi - \xi^*\|_r + t\|\alpha\|_r)$ for $C_i = n \max_{j \in \{1, \dots, n\}} C_i^j$.

S7.2 Pre-conditioning scheme

We consider an adaptive pre-conditioning scheme using covariance information of the trajectory history. An intuitive reasoning behind this is as follows. Consider a zig-zag process on $d = 2$ dimensions. Suppose the standard deviation in dimension one is twice that in dimension two. Intuitively, the process should move twice as fast in the first dimension as in the second dimension for it to mix well. Since the standard deviations across dimensions are unknown, we estimate them on the run by storing the first moment and second moment of the process, $\widehat{\mu}^{[1]}(t) = t^{-1} \int_0^t \xi(s) ds$ and $\widehat{\mu}^{[2]}(t) = t^{-1} \int_0^t \xi(s)^2 ds$, and estimating the standard deviation at time t as $\widehat{\text{sd}}(t) = \{\widehat{\mu}^{[2]}(t) - \widehat{\mu}^{[1]}(t)^2\}^{1/2}$. We update the moments $\widehat{\mu}^{[1]}(t)$ and $\widehat{\mu}^{[2]}(t)$ at every bouncing event and choose the speed α as $\alpha_i = d \times \widehat{\text{sd}}(t)_i / \{\sum_{i=1}^p \widehat{\text{sd}}(t)_i\}$ ($i = 1, \dots, p$), where $\widehat{\text{sd}}(t) = (\widehat{\text{sd}}(t)_1, \dots, \widehat{\text{sd}}(t)_p)$. We have normalized the speed vector to make it sum to p to remain consistent with the usual zig-zag process.

S7.3 Optimal precondition matrix for Gaussian target with independent components

Consider a Gaussian target with independent components specified by the potential function $U(\xi) = \xi^T \Omega \xi / 2$, where $\Omega = \text{diag}(\omega_1, \dots, \omega_p)$ is a diagonal matrix. As shown in [8], the generator \mathcal{L} of the zig-zag process with speed $\alpha_i > 0$ in the component $i = 1, \dots, p$ is of the form

$$\mathcal{L}\varphi(\xi, \theta) = \sum_{i=1}^p [\alpha_i \theta_i \partial_i \varphi(\xi, \theta) + \lambda_i(\xi, \theta) \varphi\{\xi, F_i[\theta]\}] - \varphi(\xi, \theta), \quad (\text{S8})$$

where φ is a suitable observable defined on the domain of the generator \mathcal{L} . In what follows, we show that the asymptotic variance of the moments of the target is minimized if the speed coefficients are chosen as $\alpha_i = \omega_i^{-1/2}$. More precisely, let $\varphi_{i,k}(\xi) = \xi_i^k$ be the k -th power of ξ_i and let $\sigma_{\varphi_{i,k}}^2$ be the asymptotic variance of this observable for the zig-zag process. Under the constraint that the speed of all components sum up to p , that is, $(\alpha_1, \dots, \alpha_p) \in p \Delta^{p-1}$, where Δ^{p-1} denotes the

standard simplex in \mathbb{R}^p , we show that for any moment index k , the speed vector which minimizes $\max_{i \in \{1, \dots, p\}} \sigma_{\varphi_{i,k}}^2$ is $\alpha_i = p \omega_i^{1/2} / (\sum_{i=1}^p \omega_i^{1/2})$ ($i = 1, \dots, p$), that is,

$$\left(\frac{p \omega_i^{1/2}}{\sum_{i=1}^p \omega_i^{1/2}} \right)_{1 \leq i \leq p} = \underset{(\alpha_1, \dots, \alpha_p) \in \Delta^{p-1}}{\operatorname{argmin}} \max_{i \in \{1, \dots, p\}} \sigma_{\varphi_{i,k}}^2 \quad (\text{S9})$$

To show this, we first note that in the case of a Gaussian target, the rate function $\lambda_i(\xi, \theta)$ in equation (S8) has the explicit form $\lambda_i(\xi, \theta) = (\alpha_i \theta_i \omega_i \xi_i)^+$, and thus $\mathcal{L} = \sum_{i=1}^p \alpha_i \mathcal{L}_i$ with $\mathcal{L}_i \varphi(\xi, \theta) = \theta_i \partial_i \varphi(\xi, \theta) + (\theta_i \omega_i \xi_i)^+ [\varphi\{\xi, F_i(\theta)\} - \varphi(\xi, \theta)]$. From [7, Example 3.3], it follows that the integrated auto-correlation time for each moment $\xi_i^k, k \in \mathbb{N}$, is proportional to $\omega_i^{1/2}$. Moreover, since in the considered setup the zig-zag process converges exponentially fast in law, we can write the asymptotic variance of $\varphi_{i,k}$ as $\sigma_{\varphi_{i,k}}^2 = -2 \int \{(\alpha_i \mathcal{L}_i)^{-1} \varphi_{i,k}(\xi)\} \varphi_{i,k}(\xi) \pi(d\xi)$ [21, Proposition 9]. Thus, it follows that $\sigma_{\varphi_{i,k}}^2$ is linear in α_i^{-1} . Therefore, $\sigma_{\varphi_{i,k}}^2 = c_k \alpha_i^{-1} \omega_i$ with $c_k = -2 \int \{\mathcal{L}_i^{-1} \varphi_{i,k}(\xi)\} \varphi_{i,k}(\xi) \pi(d\xi)$, which implies equation (S9).

S8 Other priors

S8.1 A weakly informative prior

[16] propose using independent Cauchy distributions with mean zero and scale 2.5 as the prior for the ξ_i 's in logistic regression. Then

$$\begin{aligned} p_0(\xi) &= \prod_{i=1}^p \frac{1}{2.5 \{1 + (\xi_i/2.5)^2\}} \\ \Rightarrow U^0(\xi) &= -\log p_0(\xi) = p \log 2.5 + \sum_{i=1}^p \log \left\{ 1 + \left(\frac{\xi_i}{2.5} \right)^2 \right\} \\ \Rightarrow \partial_i U^0(\xi) &= \frac{2 \xi_i / 2.5}{1 + (\xi_i / 2.5)^2} \Rightarrow |\partial_i U^0(\xi)| \leq \frac{2}{2.5} |\xi_i|, \end{aligned}$$

and therefore this is a linear bound as in the Gaussian prior case.

S8.2 Generalized double Pareto prior

A generalized double Pareto prior for Bayesian shrinkage estimation and inferences was proposed by [4]. The generalized double Pareto density is given by

$$p(\xi_i | \theta, \alpha) = \frac{1}{2\theta} \left(1 + \frac{|\xi_i|}{\alpha \theta} \right)^{-(1+\alpha)},$$

where $\theta > 0$ is a scale parameter and $\alpha > 0$ is a shape parameter. Thus we have

$$\begin{aligned} \partial_i U^0(\xi) &= (1 + \alpha) \partial_i \log \left(1 + \frac{|\xi_i|}{\alpha \theta} \right) = \operatorname{sign}(\xi_i) \frac{1 + \alpha}{\alpha \theta + |\xi_i|}, \quad \xi_i \neq 0 \\ \Rightarrow |\partial_i U^0(\xi)| &\leq \frac{1 + \alpha}{\alpha \theta}, \end{aligned}$$

which is a constant bound.

S8.3 Laplace prior

Another common prior is the double exponential prior, also known as the Laplace prior [30, 24]. The prior is

$$p(\xi) = \prod_{i=1}^p \frac{1}{2b} \exp\left(-\frac{|\xi_i|}{b}\right)$$

for some $b \geq 0$. For this prior, $\partial_i U^0(\xi) = \partial_i |\xi_i|/b \Rightarrow |\partial_i U^0(\xi)| \leq 1/b$, and this is also a constant bound.