

Post-merger chirps from binary black holes as probes of the final black-hole horizon

Juan Calderon Bustillo^{†,1,2,3,4}, Christopher Evans^{‡,4}, James A. Clark⁴, Grace Kim^{4,5}, Pablo Laguna^{4,6} and Deirdre Shoemaker^{4,6}

¹Department of Physics, The Chinese University of Hong Kong, Shatin, N.T., Hong Kong ²Monash Centre for Astrophysics, School of Physics and Astronomy, Monash University, VIC 3800, Australia ³OzGrav: The ARC Centre of Excellence for Gravitational-Wave Discovery, Clayton, VIC 3800, Australia ⁴Center for Relativistic Astrophysics and School of Physics, Georgia Institute of Technology, Atlanta, GA 30332 ⁵Department of Physics and Astronomy, Stony Brook University, Stony Brook NY 11794, USA ⁶Center for Gravitational Physics, Department of Physics, University of Texas at Austin, Austin, TX 78712, USA

1 Abstract

The merger of a binary black hole gives birth to a highly distorted final black hole. The gravitational radiation emitted as this black hole relaxes presents us with the unique opportunity to probe extreme gravity and its connection with the dynamics of the black hole horizon. Using numerical relativity simulations, we demonstrate a connection between a concrete observable feature in the gravitational waves and geometrical features on the dynamical apparent horizon of the final black hole. Specifically, we show how the line-of-sight passage of a “cusp”-like defect on the horizon of the final black hole correlates with “chirp”-like frequency peaks in the post-merger gravitational-waves. These post-merger chirps should be observed and analyzed as the sensitivity of LIGO and Virgo increases and as future generation detectors, such as LISA and the Einstein Telescope, become operational.

2 Introduction

A new field of astronomy has arisen with the detection of gravitational waves (GWs). To date, the Laser Interferometer Gravitational-wave Observatory (LIGO) ¹ and Virgo ² have observed twelve merging binary black holes (BBHs) ^{3–8}, two binary neutron star mergers ^{9,10} and a putative neutron star-black hole merger ¹¹. These detections are allowing us to understand the nature of compact objects, their populations ¹² and their formation channels ^{13,14}. These observations have also put to test General Relativity (GR) ^{15–17} in the strong field regime for the first time, so far confirming its predictions ^{18,19}. Despite this groundbreaking achievement, LIGO and Virgo have not yet reached the sensitivity to observe in exquisite detail the merger and the relaxation of the highly distorted black holes (BHs) left behind by BBHs, when dynamical gravity reaches its ultimate expression. As the sensitivity of LIGO and Virgo increases and future generation detectors, such as the Laser Interferometer Space Antenna (LISA) and the Einstein Telescope (ET), become operational, GWs will provide us with an unprecedented view of highly distorted BH horizons, allowing us to test in further detail fundamental aspects of GR like the “no-hair” theorem ^{16,20} and explore the quantum properties of BHs ²¹.

Such studies will rely on a deep understanding of how GW signals encode the dynamical properties of the source. In anticipation of future large signal-to-noise ratio detections, it is important to investigate how GWs reflect not only the “common” properties of BBHs (e.g., BH masses and spins, orbital eccentricity and orientation) but also other fundamental aspects that can be inferred from the morphology of

the signal. For instance, all current observations show a rather simple “chirp” morphology ⁴, consisting of a monotonic increase of both frequency and amplitude. Initially, both quantities increase slowly, reflecting the low frequency and tightening of the orbit as the two BHs approach each other ²². Just before merger, the two BHs reach speeds comparable to that of light, leading to a rapid rise of both frequency and amplitude ^{22,23}. Once the BHs merge, a highly distorted BH settles into a Kerr BH radiating exponentially decaying ringdown emission ^{3,20,24,25}. However, this simple morphology describes the GW signal only when the binary has comparable masses or it is viewed face-on, so that the emission is vastly dominated by the so-called quadrupole mode.

In contrast, asymmetric BBHs also show strong GW emission in sub-dominant higher order modes during the merger and ringdown stages ²⁶, allowing for GWs with non-trivial morphology complexity ^{27–29} that may unveil new features of the post-merger dynamics. The connection between the horizon dynamics and the GW emission has been widely studied in two main ways. The first consists of finding correlations between far-field signals and fields near the horizon, revealing close connections between the horizon geometry, the GW flux, and strong-field phenomena such as the anti-kick ^{30–33}. The second approach has focused on the systematic development of analytical tools that can probe and explain the geometrodynamics of spacetime causing such correlations and relate it with the generation of GWs ^{34–38}. None of these studies discuss a direct link to the GW strain observable by detectors. In this work, we follow the approach of ^{30–33} to correlate a concrete observable feature of the GW strain to a geometrical property of the final BH horizon.

Here we present an explicit example of a complex post-merger signal and how it correlates with the dynamics of the evolving final black-hole horizon. Using numerical relativity simulations, we show that multiple post-merger frequency peaks (or chirps) can be measured near the orbital plane of unequal-mass binaries. We show that these correlate to the line-of-sight passage of strongly emitting regions of large mean curvature gradient and locally extremal Gaussian curvature, present on the dynamical apparent horizon of the final black hole (BH), which cluster around a “cusp”-like defect on it. Conversely, frequency minima correlate to the passage of the “smoother” opposite region of the horizon, where curvature gradients are smaller.

3 Results and Discussion

Post-merger chirps Figure 1.a depicts the different stages of a BBH. Fig. 1.b shows the GW strain time-series and time-frequency maps recorded by observers in different locations around a numerically simulated BBH with a mass ratio $q = m_1/m_2 = 3$. We perform

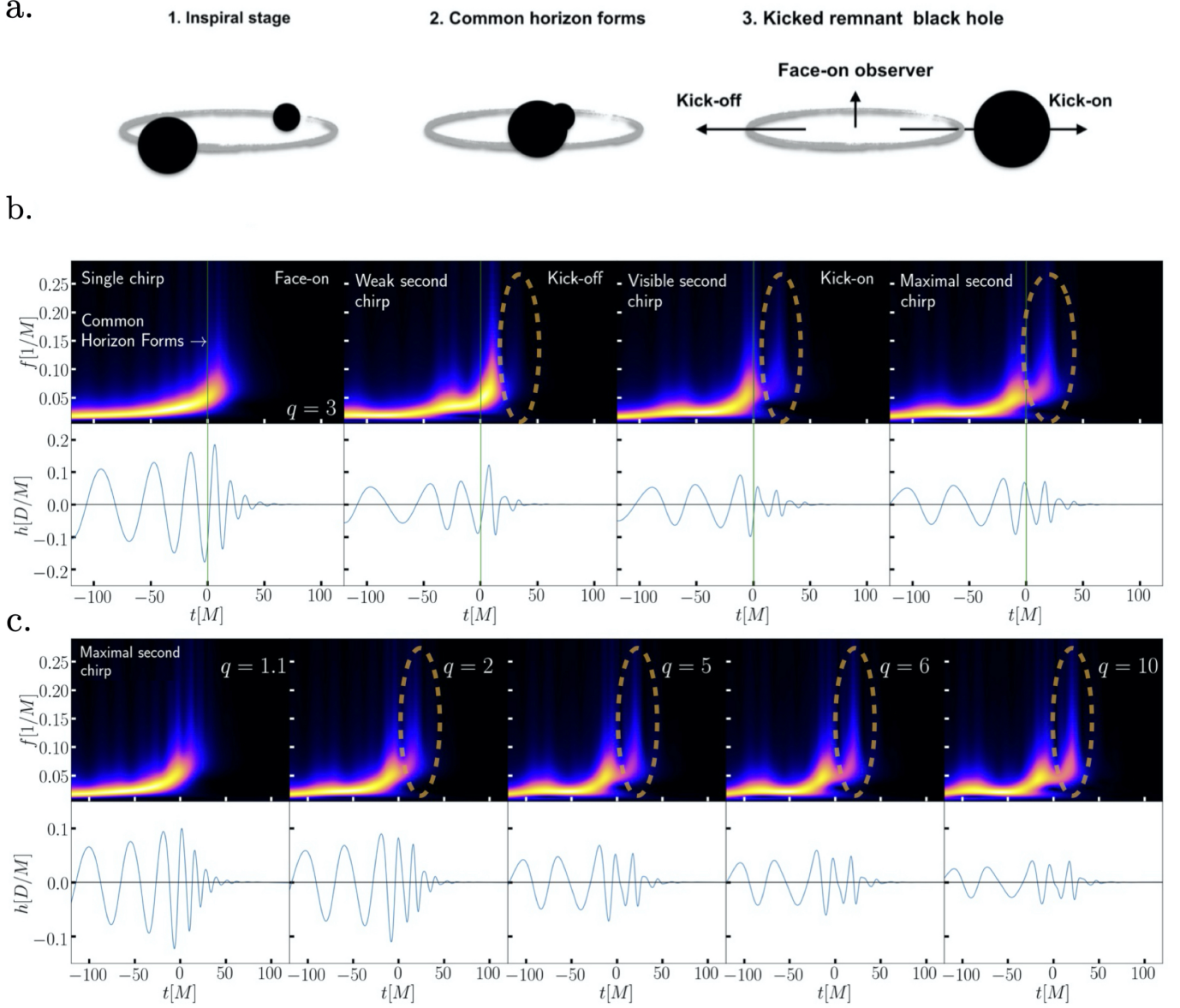


Figure 1 | Post-merger chirps. Panel a depicts the different stages of a binary black hole coalescence. The panels b and c show the strain time-series $h(t)$ of extracted from binary black hole simulations (white background) and the corresponding time-frequency maps (black background). The green vertical line denotes the instant at which the final common horizon is first found in our simulations. All waveforms include the most dominant modes $(\ell, m) = \{(2, \pm 1), (2, \pm 2), (3, \pm 2), (3, \pm 3), (4, \pm 3), (4, \pm 4)\}$. The b panels show the case of mass ratio $q = 3$ for different viewing angles (from left to right): face-on, kick-off, kick-on and 55° away from the kick direction measured in the direction of the orbit, for which the double-chirp feature is most prominent. The c panels show the signals emitted by binaries with a corresponding mass-ratio $q = 1.1$ to $q = 10$ in this last direction. The double-chirp feature becomes more pronounced as the mass ratio q increases.

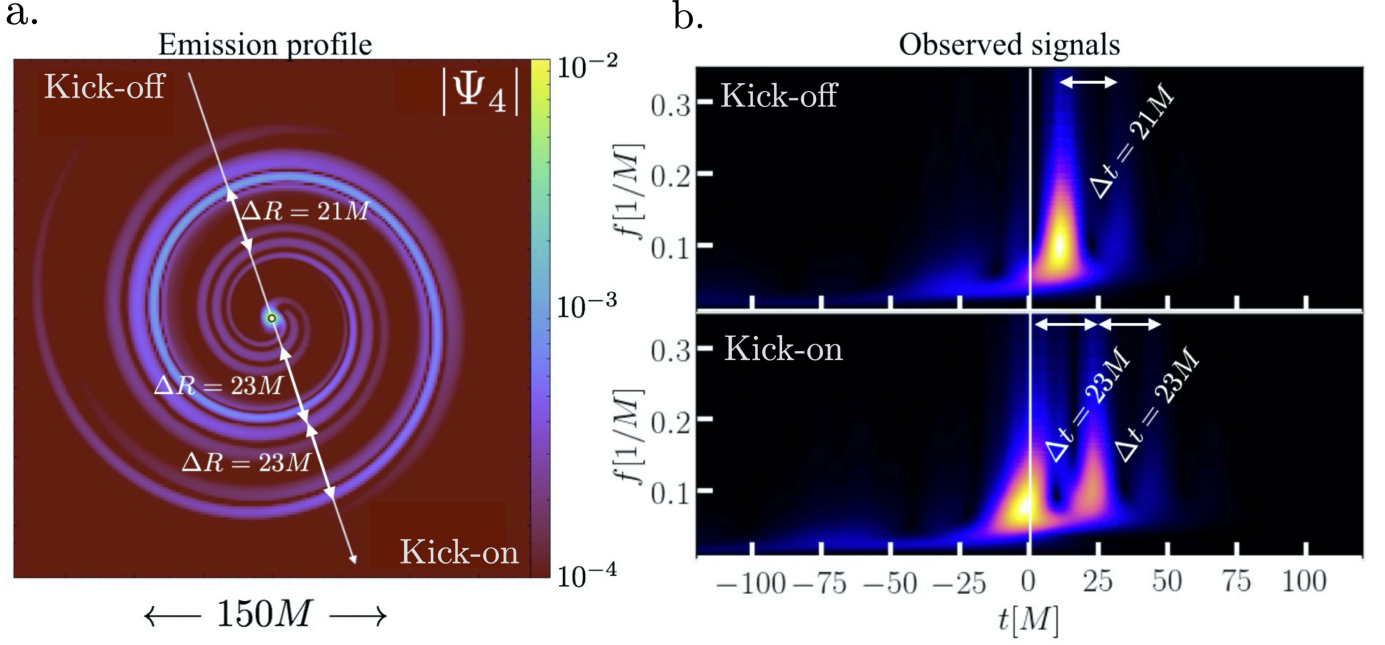


Figure 2 | Relation between post-merger chirps and arriving gravitational-wave trains. Panel a shows a snapshot of the gravitational waves in the orbital plane at a time of $52.3M$ after the merger, for the case of a $q = 3$ binary. This is expressed in terms of the absolute value of the Newman-Penrose scalar Ψ_4 . We highlight the kick-on and kick-off directions and the separation $\Delta t \sim \mathcal{O}(20M)$ of the wave-trains traveling towards each observer. Panel b shows the corresponding Ψ_4 time-frequency maps recorded by the kick-on and kick-off observers. The time elapsed $\Delta t \sim \mathcal{O}(20M)$ between frequency peaks (or chirps) is consistent with the separation of the arriving wave-trains. Two strong wave-trains reach the kick-on observer, which translates into a prominent double-chirp. In contrast, the second front traveling towards the kick-off observer is much weaker, translating into a weak second chirp.

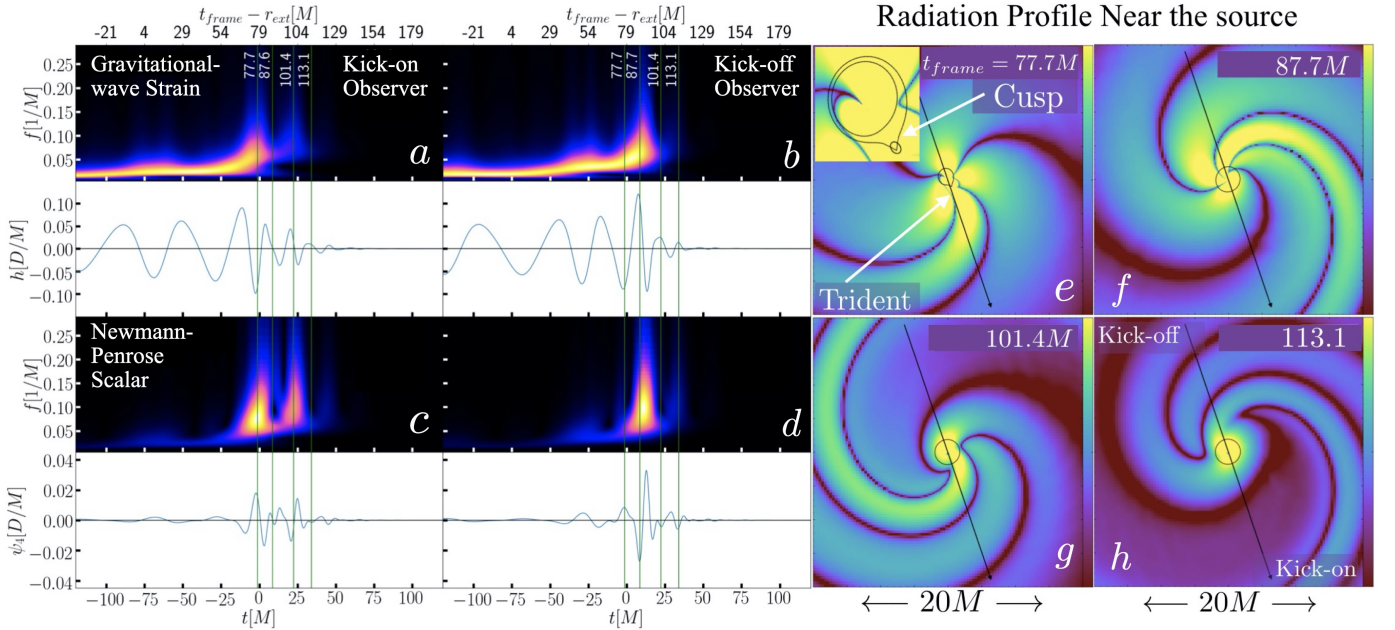


Figure 3 | Relation between post-merger chirps and the black hole cusp passage through the line-of-sight. Panels a and b show the time-frequency maps and time series of the gravitational-wave strain h , respectively observed in the kick-on and kick-off directions, extracted at a distance $r_{\text{ext}} = 75M$ from the source. Panels c and d show the same for the Newman-Penrose scalar Ψ_4 . The top time axis shows the retarded time $t_{\text{frame}} - r_{\text{ext}}$. The four vertical lines denote retarded times $t_{\text{frame}} - r_{\text{ext}} = t_{\text{frame},i}$, with the times $t_{\text{frame},i}$ corresponding to the four simulation snapshots shown in panels e–h. The bottom time axis has been shifted so that $t = 0$ denotes the time at which the $(2, 2)$ emission mode has its amplitude peak, as it is common in GW data analysis. Panels e–h show the corresponding four frames of the absolute value of Ψ_4 in the orbital plane of a $q = 3$ binary, at the times $t_{\text{frame},i}$ highlighted in panels a–d. Bright yellow regions denote large values of $|\Psi_4|$ while dark purple regions denote zeros. The black arrow points in the kick-on direction. The inset highlights the initially asymmetric shape of the final black hole. The three-arm (or “trident”) structure of Ψ_4 present on the bottom side of the horizon has its most prominent arm aligned with a “cusp” defect on it.

our numerical simulations using the MAYA code, based on the EINSTEINTOOLKIT³⁹ (for details, please see the Methods section). We use geometrical units in terms of the total mass of the binary $M = m_1 + m_2$ with the speed of light set to unity. The green vertical line denotes the formation of the common apparent horizon. The “face-on” panel shows the signal observed face-on, showing the “vanilla” chirp structure consistent with current observations^{4–6}. The different panels in Fig. 1.b show the signals recorded at different positions on the orbital plane.

After the common horizon forms, the signal shows a clear drop in the frequency, followed by a secondary peak, or post-merger chirp. Depending on the location of the observer, the chirps occur at different times and involve different peak frequencies and intensities. It is illustrative to compare the signals observed in the direction of the recoil of the final BH^{27,29}, (kick-on) to those observed in the opposite direction (kick-off). While the kick-on observer records a secondary chirp with larger amplitude and peak frequency than the first, the converse is measured by the kick-off observer. We find that the secondary chirp is more intense compared to the first one in a direction $\simeq 55^\circ$ away from the final recoil (or kick) direction, measured in the direction of the original orbit. This signal is shown in the rightmost panel, showing a clear “double-chirp”. Notably, we find that this is also true for varying mass ratios. The corresponding signals are shown in Fig. 1.c for binaries with mass ratios $q = 1.1$ to $q = 10$. These also make evident that the double-chirp signature becomes more pronounced as the binary becomes more asymmetric. We acknowledge that a similar non-trivial post-merger emission, visible in the time-domain, was shown by González et al.,²⁷ in terms of the Newman-Penrose scalar Ψ_4 . However, its frequency content, which is the departing point of our study and the reason behind the double-chirp name, was not shown.

Analytically, these complex and observer-dependent post-merger waveform morphologies can be explained by the asymmetric interaction of the different quasi-normal emission modes beyond the quadrupole one in different directions around the binary. These modes are triggered during the merger and ringdown of asymmetric binaries and have a larger impact for highly inclined binaries^{26,29,40}. However, the clarity of the double-chirp signature suggests a connection to some underlying post-merger feature, similar to how the increase of the frequency during the inspiral is connected to the increasing frequency of the binary. In the following, we argue that this feature is the existence of regions of locally extremal curvature that are distributed non-uniformly on the dynamical apparent horizon of the final BH. While three of these regions cluster around a global curvature maximum that we denote as the “cusp” forming a “trident”, a fourth one sits on the opposite or “back” side of the horizon. These coincide with regions of maximal GW emission. As the final BH relaxes, this structure rotates pointing to all observers on the orbital plane while fading away. We show that, after the cusp (back) of the horizon crosses the line-of-sight, frequency peaks (minima) are recorded at a time consistent with the GW travel time determined by the distance to the observer.

Emission profile far from the source To make a first connection between the time-frequency morphology of the signal and the structure of the GW emission, the left panel of Fig. 2.a shows a snapshot of the GW emission in the orbital plane of our $q = 3$ binary at a time of $52.3M$ after the merger, after the waves have traveled far from the source. We represent the GW emission by the absolute value of the Newman-Penrose scalar Ψ_4 ⁴¹, related to the GW strain h by $\Psi_4(t) = \frac{d^2 h^*(t)}{dt^2}$. As one goes around the final BH, it is clear that the recorded signal will depend on the viewing angle. This can be, in fact, observed in Fig. 2.b, which showcases the time-frequency maps recorded by the kick-on and kick-off observers highlighted in the left panel. The radial separation

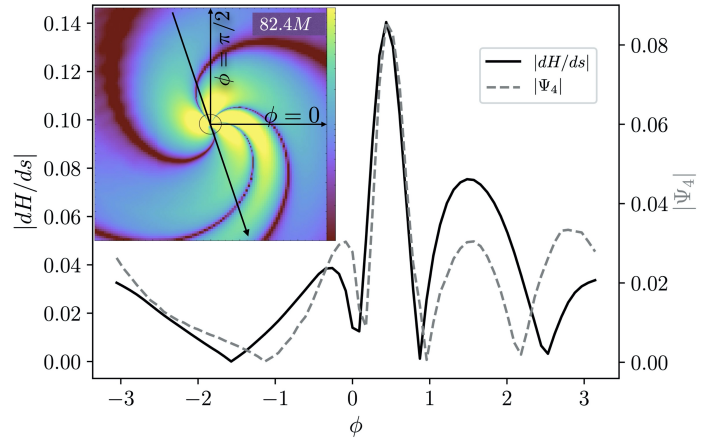


Figure 4 | Relation between the gravitational-wave emission and mean curvature of the apparent horizon. The main panel shows the absolute values of the gradient of the mean curvature $|dH/ds|$ and the Newman-Penrose scalar $|\Psi_4|$ measured on the intersection of the orbital plane and the final common apparent horizon of a $q = 3$ binary as a function of the azimuthal angle ϕ , measured $5M$ after the formation of the common apparent horizon (corresponding to $t_{\text{frame}} = 82.4$ in panels e–h of Fig. 3). The parameter s denotes the arc-length along the equator. The inset shows the corresponding simulation snapshot for $|\Psi_4|$ measured on the orbital plane.

of $\Delta R \sim \mathcal{O}(20M)$ between the wave-trains reaching each observer in the left panel is consistent with the time delay $\Delta t \sim \mathcal{O}(20M)$ between frequency peaks shown in the right one. Following the kick-on and kick-off directions, it is also evident that the intensity of the GW fronts is different in each direction. While two wave-trains of similar intensity reach the kick-on observer, the second train reaching the kick-off observer has a much lower intensity. Consistently, the kick-on observer records two chirps of similar intensity plus a weak third one, while the second chirp is barely visible for the kick-off observer.

The near horizon region After making a first connection between the post-merger chirps and the emission profile far from the source, we now zoom in near the source to investigate the connection to the post-merger dynamics. The panels e–h in Fig.3 show the structure of Ψ_4 near the horizon at four selected times t_{frame} throughout its evolution. In the first frame, soon after the horizon forms, Ψ_4 shows a clearly asymmetric pattern. Three arms (a central one, most prominent, and two surrounding weaker ones) cluster on one side of the horizon forming a “trident” while another arm is present on the opposite side (or “back”). We note that this structure does not form abruptly at merger but arises smoothly from the pattern it had when the BHs were approaching each other. The inset shows that the central arm sits on a “cusp” defect present on the horizon. The other three frames show how this structure rotates and fades away as the final BH evolves. As this happens, the three arms (in particular the central one) and the back of the BH cross the line of sight of every observer multiple times.

We now draw our attention to the observed signals. The panels a–d in Fig. 3 show the time-frequency maps and time-series for the GW strain h (panels a and b) and Ψ_4 (panels c and d) measured in the kick-on and kick-off directions at retarded times $t_{\text{frame}} - r_{\text{ext}}$, with r_{ext} denoting the distance to the source, also known as the GW extraction radius. The vertical lines denote the retarded times that correspond to the four frames on Fig. 3.b. As the three Ψ_4 arms, and in particular the central, most prominent one, cross the line-of-sight, a frequency peak is measured at a time r_{ext} later. This is also noticeable in the time-domain plots in terms of a short instantaneous signal

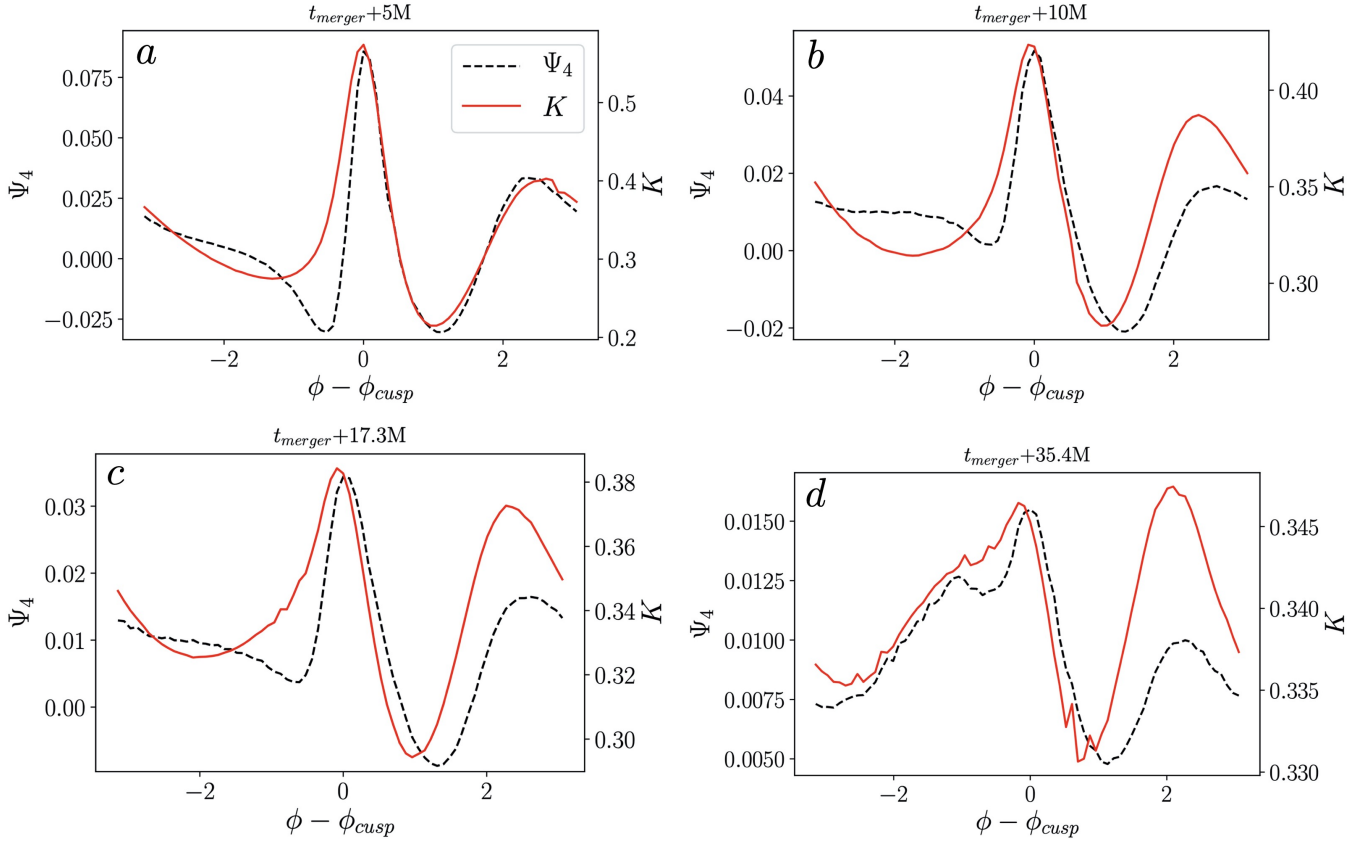


Figure 5 | Relation between the gravitational-wave emission and Gaussian curvature of the apparent horizon. Values of the Newman-Penrose scalar Ψ_4 and the Gaussian curvature K on the intersection of the orbital plane and the final common apparent horizon of a $q = 3$ binary as a function of the azimuthal angle ϕ at times $5M$, $10M$, $17.3M$ and $35.4M$ after the formation of the common apparent horizon. The x -axis has been shifted by a value ϕ_{cusp} so that the maximum of Ψ_4 (i.e., its central arm) is at $\phi - \phi_{\text{cusp}} = 0$.

wavelength, consistent with the short separation of the arriving wave-fronts shown in Fig.2.a Similarly, a frequency minimum is observed r_{ext} after the back of the horizon crosses the line of sight. This is reflected in the time-domain signals by a larger instantaneous wavelength, consistent with the large separation of $\mathcal{O}(20M)$ of the arriving wave-trains shown in Fig.2.a This way, we establish a time-connection between the line-of-sight passage of the three Ψ_4 arms (in particular the most prominent one) and the back arm, and the respective observation of post-merger frequency peaks and minima.

Connecting the horizon geometry with post-merger chirps Next, we connect the arm structure of Ψ_4 present on the dynamical apparent horizon with its curvature. To this, we measure Ψ_4 on the intersection of the horizon with the orbital plane, together with the mean curvature H and the Gaussian curvature K . Fig. 4 shows the absolute values of the gradient of the mean curvature dH/ds and Ψ_4 as a function of the azimuthal angle φ at a time $5M$ after the common horizon has formed. The parameter s denotes the arc-length along the horizon’s equator (for a detailed description of the arc-length parameter and curvature quantities, please see Methods) and the inset panel shows the corresponding simulation frame. A tight correlation is obvious. In particular, all four $|\Psi_4|$ maxima, i.e., the arms highlighted in the inset, clearly correspond to local maxima of $|dH/ds|$. The three “tight” Ψ_4 arms correspond to three nearby regions of large $|dH/ds|$ spanning barely ~ 2 radians, with the maximum of $|dH/ds|$ (the cusp) matching the maximum of $|\Psi_4|$, i.e., the “central” arm.

Fig.5.a shows that the Ψ_4 arms also match regions of locally ex-

tremal Gaussian curvature K which, unlike H , is intrinsic to the apparent horizon and coordinate independent. In Supplementary Fig. 1 and Supplementary Notes I, we show that the same relations hold for all the mass-ratios shown in Fig.1. Moreover, while the location of the apparent horizon itself depends on the gauge choice, we show that these relations also hold in an alternative gauge. Panels b–d of Fig. 5 and those in Supplementary Fig. 2 (and Supplementary Notes II), show that this relation is well preserved throughout the evolution of the final black hole, as the central arm points to the different observers in the orbital plane and the Ψ_4 structure fades away. We observe that a slight degradation of this correlation occurs at very late times of $\simeq 30M$ after the common horizon has formed, when the emission is very weak and more prone to be affected by numerical artefacts. Despite this, the three maxima and minima of Ψ_4 sitting around the central arm are well co-located with those of K . Also, while here we have used $|dH/ds|$ to facilitate a visual comparison with the simulation frames, we show that Ψ_4 actually follows $-dH/ds$.

Finally, even if not clearly visible Fig. 3 e–h, Fig. 5 makes also evident that the highly asymmetric structure of the horizon, understood as the “clustering” of three Ψ_4 arms and the corresponding extremal curvature regions, is maintained during BH evolution, as these always span an angle that barely exceeds ~ 2.5 radians. This way, the passage of these Ψ_4 arms by the line-of-sight corresponds to the passage of three regions of extremal mean curvature gradient and extremal Gaussian curvature on the horizon, with the central arm corresponding to the cusp.

Discussion The observation of the merger and ringdown stages of BH mergers grants access to the strongest regime of gravity, in which space-time shows its ultimate phenomenology through the dynamical evolution of highly distorted BH horizons. Connections between these dynamics and the observed GWs have been proposed and widely investigated^{30–38}. However, no explicit examples of concrete observable features in the GWs have been described to date. In this work, we propose the first such connection. We have shown that non-trivial features consisting on multiple frequency peaks in the post-merger GW emission of edge-on, asymmetric BH mergers, are linked to the presence of large curvature regions in the dynamical apparent horizon of the final BH that are asymmetrically distributed.

First, we have shown that an asymmetric emission pattern forms around the final common horizon, with three arms clustering one side and one on the other. Second, we have shown that frequency peaks, that we refer to as post-merger chirps, are observed in the post-merger signal as the three arms cross the line of sight, after a time consistent with the GW travel time. Last, we show that these arms coincide with locally extremal values of the Gaussian curvature and the mean curvature gradient of the dynamical apparent horizon, with the strongest arm sitting on its largest curvature region, which we call cusp. While post-merger chirps may resemble the signature of BH echoes²¹, these are not, as we are considering standard BHs. For all the mass-ratios we have considered, we find this feature is more prominent on the orbital plane of the binary, $\simeq 55^\circ$ from the final kick direction measured in the direction of the original orbit (or that of the final spin). Nevertheless, we assume that this will be subject to change if spinning BHs were considered^{42,43}.

Finally, in the Supplementary Fig. 3 and Supplementary Notes III, we show that Advanced LIGO detectors working at their design sensitivity may observe the post-merger chirp signature for the case of a correctly oriented copy of the BBH GW170729^{4,44}, suggesting that such observation may be feasible before the arrival of the next generation of GW detectors.

METHODS

Time-frequency Maps: The continuous wavelet transform of a function $g(t)$ is,

$$W(a, b) = \frac{1}{\sqrt{a}} \int_{-\infty}^{\infty} g(t) \psi\left(\frac{t-b}{a}\right) dt, \quad (1)$$

where ψ , the ‘mother wavelet’, is a continuous function in time and frequency, evaluated at scales $a > 0$ and translations b . The scale parameter dilates the mother wavelet ψ , providing a range of time-frequency resolutions, while the translations provide time localization of the signal power, $|g^2(t)|$. By selecting for ψ a function which is compact in the time- and frequency-domains, together with a judicious choice of scales appropriate for the problem at hand, one can use the continuous wavelet transform to resolve substructure in the signal $g(t)$ of particular physical interest. A complete description of wavelet analysis may be found in⁴⁵.

The mother wavelet used in our decomposition is the Morlet wavelet, a Gaussian-modulated sinusoid with minimal compactness in the time- and frequency-domains: $\psi(x) = \frac{1}{\pi^4} \exp(2\pi i f_0 x) - \exp(-2\pi^2 f_0^2) \exp(x^2/2)$, where $x = \frac{t-b}{a}$ and f_0 is the frequency of the sinusoid, the center frequency of the wavelet.

As described, the continuous wavelet transform is expressed in terms of mother wavelet dilation scales a . Our interest lies in the frequency content of the signal, however. It may be shown, by considering the response to a sinusoid of frequency f , that the maximum of the mother wavelet $W(a, b)$ lies at $a = f_0/f$, so that the focii of the time-frequency response of the signal to the wavelet transform are centered at frequencies $f = f_0/a$. For discretized time series data, $f = F_s f_c/a$, where F_s is the sample frequency of the data. We determine empirically, via visual inspection, that a mother wavelet center frequency $f_0 = 0.4$, and scales $a \in [1..128]$ yield a time-frequency resolution which allows us to resolve the pertinent substructure of the chirping features reported in this work. We have used the `pyCWT`

software library available at⁴⁶ to perform these decompositions numerically.

Higher modes of the gravitational-wave emission: The complex GW strain emitted in a direction (ι, ϕ) on the sky of a BBH can be written as a superposition of different GW modes $h_{\ell, m}(\iota, \phi; t)$ as⁴⁷

$$h(t) = h_+(t) - ih_\times(t) = \sum_{\ell \geq 2} \sum_{m=-\ell}^{m=\ell} Y_{\ell, m}^{-2}(\iota, \phi) h_{\ell, m}(t). \quad (2)$$

Here, h_+ and h_\times denote the two GW polarizations, the $Y_{\ell, m}$ ’s are spin-2 weighted spherical harmonics and (ι, ϕ) are the polar and azimuthal angles of a spherical coordinate system centered on the binary. This is chosen so that, $\iota = 0$ (face-on) denotes the direction of the orbital angular momentum, while the orbital plane of the binary is located at $\iota = \pi/2$ (edge-on). For face-on binaries, the quadrupolar $(\ell, m) = (2, \pm 2)$ modes vastly dominates during all the stages of the binary⁴⁷. As consequence, the frequency of the resulting GW is, to a good approximation, twice the orbital one and the observed signal shows a canonical *single chirp* morphology. Secondary GW modes are triggered during the merger and ringdown stages and are more visible near the orbital plane of the binary^{24,28,29}.

Computational methodology: We performed the simulations for this study using our `MAYA` code^{48–51}, a branch of the `EINSTEINTOOLKIT`³⁹. This code was also used produce the Georgia Tech catalog of gravitational waveforms⁵². We evolve the BSSN formulation of the Einstein equations⁵³ using the moving puncture gauge condition^{54,55} for binary BH systems. The `MAYA` code is built upon the `CACTUS`⁵⁶ code, using `KRANC`⁵⁷ for code generation and `CARPET`⁵⁸ for mesh refinement. We extract gravitational waveforms from the simulation data using the Newman-Penrose scalar Ψ_4 ⁵⁹, which we calculate using the `WEYLSCAL4` thorn of the `EINSTEINTOOLKIT`. We use the `AHFINDERDIRECT`⁶⁰ thorn with minor modifications (see below) to locate and analyze apparent horizons.

Calculating curvatures on the apparent horizon: Consider an apparent horizon surface S (with 2-metric γ_{ab}) in a spacelike hypersurface Σ_t (with 3-metric g_{ij} and associated covariant derivative operator ∇_i). The surface S can be defined by the outward-pointing unit normal to the surface n^i , whose divergence is equal to the mean curvature of the surface $H = \nabla_i n^i$. H is calculated at run time by the `AHFINDERDIRECT` thorn because it is an extrinsic quantity and therefore more difficult to calculate in post-processing, as it depends on the metric and its derivatives in the neighborhood of horizon. On the other hand, the Gaussian curvature K of S is intrinsic to the surface and can therefore be calculated using only the metric induced on the horizon $\gamma_{ij} = g_{ij} - n_i n_j$ and its derivatives. We have modified the `AHFINDERDIRECT` thorn to output γ_{ij} on S for this purpose.

On a two-dimensional surface the Riemann tensor has only one independent component and is therefore completely determined by the Ricci scalar. The Gaussian curvature of S is half of the Ricci scalar and is related to components of the Riemann tensor by $R_{abcd} = K(\gamma_{ac}\gamma_{db} - \gamma_{ad}\gamma_{cb})$, where the indices a, b, c , and d denote the polar (θ) and azimuthal (ϕ) angles on the horizon surface. Specifically, we use the $R_{\theta\phi\theta\phi}$ component of the Riemann tensor in our calculations. Furthermore, by calculating K in the orbital plane of the binary we significantly reduce the complexity of this expression by taking advantage of the symmetry properties of γ_{ab} .

We compute derivatives with respect to the arc-length parameter s on the intersection of the orbital plane and the apparent horizon. This is related to the azimuthal angle ϕ by

$$\frac{ds}{d\phi} = \sqrt{\gamma_{ij} \frac{dx^i}{d\phi} \frac{dx^j}{d\phi}} = \sqrt{\gamma_{rr} (\partial_\phi R)^2 + \gamma_{\phi\phi} + 2\gamma_{r\phi} (\partial_\phi R)}. \quad (3)$$

Here, R denotes the coordinate radius of the horizon. The spherical components of γ_{ij} are related to the cartesian components output by the `AHFINDERDIRECT` thorn by:

$$\begin{aligned}
\gamma_{rr} &= \cos^2(\phi)\gamma_{xx} + \sin^2(\phi)\gamma_{yy} + \sin(2\phi)\gamma_{xy} \\
\gamma_{\phi\phi} &= r^2 [\sin^2(\phi)\gamma_{xx} + \cos^2(\phi)\gamma_{yy} - \sin(2\phi)\gamma_{xy}] \\
\gamma_{r\phi} &= \left[\frac{1}{2} \sin(2\phi)(\gamma_{xx} - \gamma_{yy}) + \cos(2\phi)\gamma_{xy} \right]
\end{aligned} \tag{4}$$

4 Supplementary Notes

Supplementary Note I. Mean curvature and Newman-Penrose scalar as a function of time: Similar to Fig. 5 in the main text, we show in Supplementary Fig. 6 the values of the Newman-Penrose scalar Ψ_4 and the gradient of the mean curvature measured dH/ds measured on the equator of the final apparent horizon of our $q = 3$ binary, for different stages in its evolution. A similar correlation to that observed in Fig. 5 can be noted between Ψ_4 and $-dH/ds$. While we show here this correlation, in the main text we chose to show that between the absolute values of these quantities to facilitate a visual comparison to the corresponding simulation snapshots.

Supplementary Note II. Varying mass ratio and gauge: Supplementary Figure 7 demonstrates that the correlation presented in Figs. 4 and 5 in the main text for $q = 3$ also hold for cases with different mass ratios. In particular we show cases with $q = 2, 5, 6$ and 10. As we acknowledge in the main text, the location of the apparent horizon itself depends of the choice of gauge. For this reason, we show results for the $q = 2$ case obtained using two different coordinate gauge conditions: the standard moving puncture gauge condition^{54,55} and a gauge with a dynamical shift condition⁶⁴ that is more suitable for larger mass ratios. The moving puncture gauge uses a Gamma-driving shift condition with a damping parameter η that has units of inverse mass. The range of appropriate values for η depends on the mass of the BHs, and thus for large mass ratios there is no one value that would lead to stability near both BHs. In this case we use position-dependent value of η to define a dynamical shift condition that is stable for larger mass ratios.

Supplementary Note III. Observability of secondary chirps: Supplementary Figure 8 shows the distance at which the second chirp alone would produce a signal-to-noise ratio (SNR) $\rho = 5$. We assume that this secondary chirp is part of a longer confirmed observation with larger SNR, so that the noise may be assumed to be Gaussian^{65,66}, making secondary chirp a 5σ deviation from the noise^{67,68}. We consider four families of BBHs with varying mass ratio and total mass with the observer sitting on its orbital plane, 55° away from the final kick direction. We assume two Advanced LIGO detectors working at both its current (solid) and design sensitivities (dashed)⁶⁹. At design sensitivity, we find that a correctly oriented copy of GW170729, consistent with a mass ratio $q = 2$ ^{4,44}, would show an observable second chirp. We have checked that heavier asymmetric sources with $M = 300M_\odot$ would show visible secondary chirps up to distances of $\sim 6Gpc$.

Calculation of sensitive distances: The optimal signal-to-noise ratio of a given signal $h(t)$ is defined as $\rho_{\text{opt}} = \sqrt{(h(t)|h(t))}$, where $(a|b)$ denotes the inner product defined as⁷⁰

$$(a|b) = 4\Re \int_{f_{\min}}^{f_{\text{cut}}} \frac{\tilde{a}(f)\tilde{b}^*(f)}{S_n(f)} df. \tag{5}$$

Here, $\tilde{a}(f)$ denotes the Fourier transform of $a(t)$, the asterisk denotes complex conjugation, \Re denotes the real part and $S_n(f)$ represents the one-sided power spectral density of the detector noise. To compute

the ρ_{opt} of the second chirp alone, we cut our waveforms in the time domain, at the point where the time-frequency maps show the post-merger frequency minimum. To avoid Gibbs phenomena arising in the Fourier transforms of abruptly starting signals, we apply an aggressive window at the start of the already cut signal of width $\sim 10M$, so that our estimates of ρ_{opt} are fairly conservative. We use a total mass-dependent lower frequency cutoff of $M \times f_0 = 0.015$, well below the lowest frequency for which the second chirp has support (see Fig.1 in the main text). The sensitive distance is then computed as the distance D at which $h(t, D)$ produces $\rho_{\text{opt}} = 5$. We note that although this criterion guarantees that the observed signal would be a 5σ outlier from Gaussian noise, real LIGO noise is not Gaussian and an SNR of at least ~ 10 for the full signal is usually needed to claim a gravitational-wave detection⁴. We assume that the secondary chirp is part of a longer signal that has been previously detected, so that noise may be safely assumed to be Gaussian^{65,66}.

5 Supplementary Figures

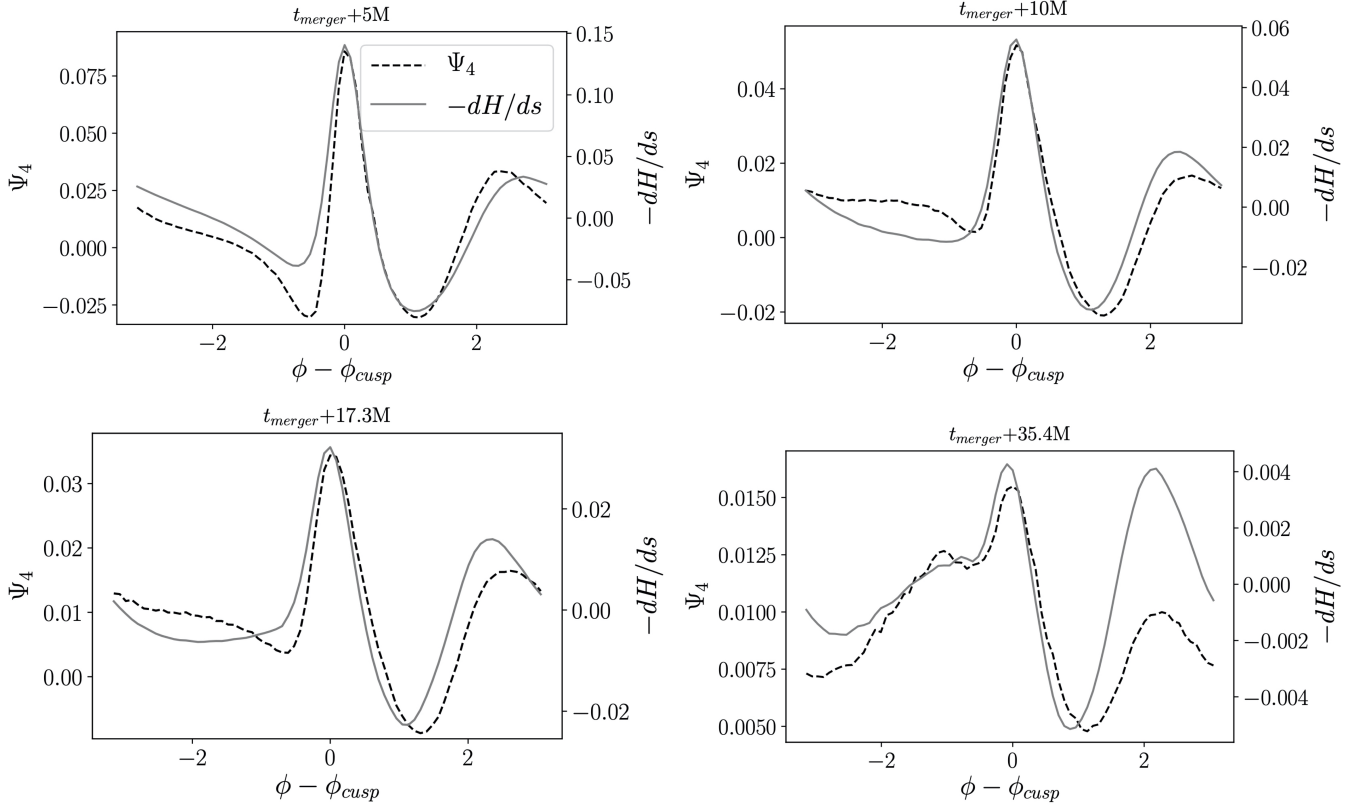


Figure 6 | Relation between gravitational-wave emission and mean curvature on the apparent horizon. Absolute values of the Newman-Penrose scalar Ψ_4 and the gradient of the mean curvature dH/ds as a function of $\phi - \phi_{cusp}$ at times $5M$, $10M$, $17.3M$ and $35.4M$ after the formation of the common apparent horizon.

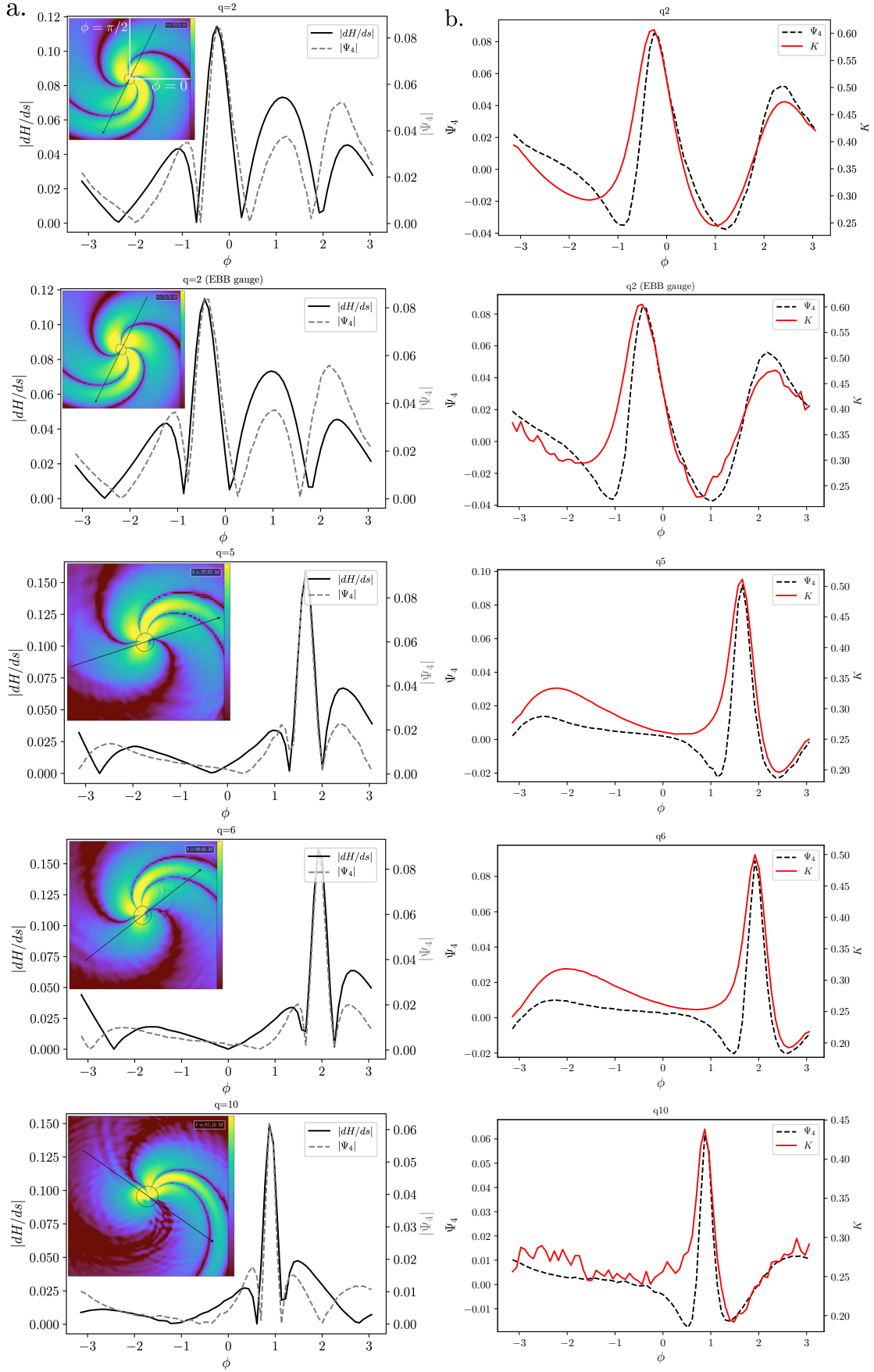


Figure 7 | Relation between gravitational-wave emission and curvature for different mass ratio cases and different gauges. Panels a show the value of the Newmann-Penrose scalar Ψ_4 and the gradient of the mean curvature dH/ds along the intersection of the final apparent horizon and the original orbital plane of the binary for mass ratios $q = 2, 5, 6$ and 10 . The two first panels show results for the $q = 2$ case for two different coordinate gauge conditions. The inset shows $|\Psi_4|$ near the horizon. Panels b show the corresponding value of the Newman-Penrose scalar Ψ_4 and the Gaussian curvature K for the same cases as panels a.

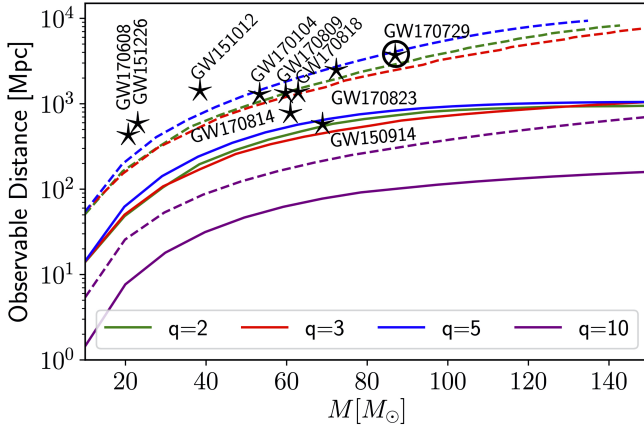


Figure 8 | Observability of post-merger chirps. Distance at which the secondary chirp from the remnant of several non-spinning binaries can produce a signal-to-noise ratio $\rho = 5$, as a function of the total mass of the binary measured in the detector frame. We consider two LIGO detectors working at its early sensitivity (solid) and design sensitivity (dashed). We consider only the case in which the secondary chirp is most intense, namely $(\iota, \phi) = (\pi/2, 11\pi/36)$ and choose optimal sky-location.

Data Availability

The Numerical Relativity waveforms in this work are part of the Georgia Tech catalogue ⁶¹ and are publicly available at <http://www.einstein.gatech.edu/table>. The waveforms used are, ordered by mass-ratio, are GT0717, GT0446, GT0453, GT0577, GT0604 and GT0568. The curvature and Ψ_4 data for the figures in this work are publicly available at <https://github.com/cevans216/post-merger-chirp-data>.

Code Availability

The numerical evolution code MAYA is available upon request. The PyCBC and pyCWT codes are publicly available.

Acknowledgements

We thank Paul D. Lasky and Valentin Christiaens for comments on the manuscript. Work supported by NSF grants 1505824, 1505524, 1550461, XSEDE TG-PHY120016. JCB also acknowledges support from Australian Research Council Discovery Project DP180103155 and the Direct Grant from the CUHK Research Committee with Project ID: 4053406. GK acknowledges support from the President's Undergraduate Research Salary Award of the Georgia Institute of Technology. Computational support through PACE at the Georgia Institute of Technology ⁶². The results of Fig. 3 in our Supplementary material made use of the Python Numerical Relativity Injection infrastructure described in ⁶³. This manuscript has LIGO DCC number P1900139.

Author contributions

J.C.B. lead the project, noticed the multiple post-merger frequency peaks and its connection to the horizon curvature. C.E. performed the numerical simulations and developed the methods to compute quantities on the apparent horizon. J.C. provided the code to obtain time-frequency maps. G.K. developed the code used to compute sensitive distances. P.L. and D.S. provided key theoretical insights and supervised the work. All authors contributed to the writing and review of the manuscript.

Competing interests

The Authors declare no Competing Financial or Non-Financial Interests

6 Correspondence

[†] juan.calderon.bustillo@gmail.com, [‡] cevans216@gatech.edu

References

1. Aasi, J. *et al.* Advanced LIGO. *Class. Quant. Grav.* **32**, 074001 (2015). 1411.4547.
2. Acernese, F. *et al.* Advanced Virgo: a second-generation interferometric gravitational wave detector. *Class. Quant. Grav.* **32**, 024001 (2015). 1408.3978.
3. Abbott, B. P. *et al.* Observation of Gravitational Waves from a Binary Black Hole Merger. *Phys. Rev. Lett.* **116**, 061102 (2016). 1602.03837.
4. Abbott, B. *et al.* GWTC-1: A gravitational-wave transient catalog of compact binary mergers observed by LIGO and virgo during the first and second observing runs. *Physical Review X* **9** (2019). URL <https://doi.org/10.1103/physrevx.9.031040>.
5. GW190412: Observation of a Binary-Black-Hole Coalescence with Asymmetric Masses (2020). 2004.08342.
6. Collaboration, T. L. S. & the Virgo Collaboration. Gw190412: Observation of a binary-black-hole coalescence with asymmetric masses (2020). arXiv:2004.08342.
7. Abbott, B. *et al.* GW190425: Observation of a Compact Binary Coalescence with Total Mass $\sim 3.4M_{\odot}$. *Astrophys. J. Lett.* **892**, L3 (2020). 2001.01761.
8. Abbott *et al.* *Physical Review Letters* **125** (2020). URL <https://doi.org/10.1103/PhysRevLett.125.101102>.
9. Abbott, B. P. *et al.* GW170817: Observation of Gravitational Waves from a Binary Neutron Star Inspiral. *Phys. Rev. Lett.* **119**, 161101 (2017). 1710.05832.
10. Abbott, B. P. *et al.* Gw190425: Observation of a compact binary coalescence with total mass $\sim 3.4m_{\odot}$. *The Astrophysical Journal* **892**, L3 (2020). URL <http://dx.doi.org/10.3847/2041-8213/ab75f5>.
11. Collaboration, T. L. S. & the Virgo Collaboration. Gw190814: Gravitational waves from the coalescence of a 23 m_{\odot} black hole with a 2.6 m_{\odot} compact object (2020). arXiv:2006.12611.
12. Abbott, B. P. *et al.* Binary Black Hole Population Properties Inferred from the First and Second Observing Runs of Advanced LIGO and Advanced Virgo (2018). 1811.12940.
13. Abbott, B. P. *et al.* Astrophysical Implications of the Binary Black-Hole Merger GW150914. *Astrophys. J.* **818**, L22 (2016). 1602.03846.
14. Stevenson, S. *et al.* Formation of the first three gravitational-wave observations through isolated binary evolution (2017). [Nature Commun.8,14906(2017)], 1704.01352.
15. Einstein, A. The Foundation of the General Theory of Relativity. *Annalen Phys.* **49**, 769–822 (1916). [Annalen Phys.14,517(2005)].
16. Misner, C. W., Thorne, K. & Wheeler, J. *Gravitation* (1974).
17. Abbott, B. P. *et al.* Tests of General Relativity with the Binary Black Hole Signals from the LIGO-Virgo Catalog GWTC-1 (2019). 1903.04467.
18. Abbott, B. P. *et al.* Tests of general relativity with GW150914. *Phys. Rev. Lett.* **116**, 221101 (2016). 1602.03841.
19. Abbott, B. P. *et al.* Binary black hole mergers in the first advanced ligo observing run. *Phys. Rev. X* **6**, 041015 (2016). URL <https://link.aps.org/doi/10.1103/PhysRevX.6.041015>.
20. Isi, M., Giesler, M., Farr, W. M., Scheel, M. A. & Teukolsky, S. A. Testing the no-hair theorem with GW150914 (2019). 1905.00869.
21. Cardoso, V., Hopper, S., Macedo, C. F. B., Palenzuela, C. & Pani, P. Gravitational-wave signatures of exotic compact objects and of quantum corrections at the horizon scale. *Phys. Rev. D* **94**, 084031 (2016). 1608.08637.
22. Maggiore, M. *Gravitational Waves. Vol. 1: Theory and experiments* (Oxford University Press, 2007).
23. Pretorius, F. Evolution of binary black hole spacetimes. *Phys. Rev. Lett.* **95**, 121101 (2005). gr-qc/0507014.
24. Berti, E., Cardoso, V. & Starinets, A. O. Quasinormal modes of black holes and black branes. *Class. Quant. Grav.* **26**, 163001 (2009). 0905.2975.
25. Owen, R. The Final Remnant of Binary Black Hole Mergers: Multipolar Analysis. *Phys. Rev. D* **80**, 084012 (2009). 0907.0280.
26. Berti, E. *et al.* Inspiral, merger and ringdown of unequal mass black hole binaries: A Multipolar analysis. *Phys. Rev. D* **76**, 064034 (2007). gr-qc/0703053.

27. Gonzalez, J. A., Sperhake, U. & Bruegmann, B. Black-hole binary simulations: The Mass ratio 10:1. *Phys. Rev. D* **79**, 124006 (2009). 0811.3952.
28. Graff, P. B., Buonanno, A. & Sathyaprakash, B. Missing Link: Bayesian detection and measurement of intermediate-mass black-hole binaries. *Phys. Rev. D* **92**, 022002 (2015). 1504.04766.
29. Calderón Bustillo, J., Clark, J. A., Laguna, P. & Shoemaker, D. Tracking black hole kicks from gravitational wave observations. *Phys. Rev. Lett.* **121**, 191102 (2018). 1806.11160.
30. Rezzolla, L., Macedo, R. P. & Jaramillo, J. L. Understanding the 'anti-kick' in the merger of binary black holes. *Phys. Rev. Lett.* **104**, 221101 (2010). 1003.0873.
31. Jaramillo, J. L., Panosso Macedo, R., Moesta, P. & Rezzolla, L. Black-hole horizons as probes of black-hole dynamics I: post-merger recoil in head-on collisions. *Phys. Rev. D* **85**, 084030 (2012). 1108.0060.
32. Jaramillo, J. L., Macedo, R. P., Moesta, P. & Rezzolla, L. Black-hole horizons as probes of black-hole dynamics II: geometrical insights. *Phys. Rev. D* **85**, 084031 (2012). 1108.0061.
33. Jaramillo, J. L., Macedo, R. P., Moesta, P. & Rezzolla, L. Towards a cross-correlation approach to strong-field dynamics in Black Hole spacetimes. *AIP Conf. Proc.* **1458**, 158–173 (2012). 1205.3902.
34. Owen, R. *et al.* Frame-dragging vortexes and tidal tendexes attached to colliding black holes: Visualizing the curvature of spacetime. *Physical Review Letters* **106** (2011). URL <https://doi.org/10.1103/physrevlett.106.151101>.
35. Nichols, D. A. *et al.* Visualizing spacetime curvature via frame-drag vortexes and tidal tendexes: General theory and weak-gravity applications. *Physical Review D* **84** (2011). URL <https://doi.org/10.1103/physrevd.84.124014>.
36. Zhang, F. *et al.* Visualizing spacetime curvature via frame-drag vortexes and tidal tendexes. II. stationary black holes. *Physical Review D* **86** (2012). URL <https://doi.org/10.1103/physrevd.86.084049>.
37. Nichols, D. A. *et al.* Visualizing spacetime curvature via frame-drag vortexes and tidal tendexes. III. quasinormal pulsations of schwarzschild and kerr black holes. *Physical Review D* **86** (2012). URL <https://doi.org/10.1103/physrevd.86.104028>.
38. Prasad, V., Gupta, A., Bose, S., Krishnan, B. & Schnetter, E. News from horizons in binary black hole mergers (2020). [arXiv:2003.06215](https://arxiv.org/abs/2003.06215).
39. Löffler, F. *et al.* The Einstein Toolkit: A community computational infrastructure for relativistic astrophysics. *Classical and Quantum Gravity* **29**, 115001 (2012).
40. Giesler, M., Isi, M., Scheel, M. A. & Teukolsky, S. A. Black hole ringdown: The importance of overtones. *Physical Review X* **9** (2019). URL <https://doi.org/10.1103/physrevx.9.041060>.
41. Newman, E. & Penrose, R. An Approach to gravitational radiation by a method of spin coefficients. *J. Math. Phys.* **3**, 566–578 (1962).
42. Apostolatos, T. A., Cutler, C., Sussman, G. J. & Thorne, K. S. Spin-induced orbital precession and its modulation of the gravitational waveforms from merging binaries. *prd* **49**, 6274–6297 (1994). URL <https://link.aps.org/doi/10.1103/PhysRevD.49.6274>.
43. Kidder, L. E. Coalescing binary systems of compact objects to (post)5/2-newtonian order. v. spin effects. *Physical Review D* **52**, 821–847 (1995). URL <https://doi.org/10.1103/physrevd.52.821>.
44. Chatziioannou, K. *et al.* On the properties of the massive binary black hole merger GW170729. *Physical Review D* **100** (2019). URL <https://doi.org/10.1103/physrevd.100.104015>.
45. Walnut, D. F. *An Introduction to Wavelet Analysis* (Birkhäuser Boston, 2004). URL <https://doi.org/10.1007/978-1-4612-0001-7>.
46. <https://pycwt.readthedocs.io/en/latest/>.
47. Blanchet, L. Gravitational Radiation from Post-Newtonian Sources and Inspiral Compact Binaries. *Living Rev. Rel.* **17**, 2 (2014). 1310.1528.
48. Herrmann, F., Hinder, I., Shoemaker, D. & Laguna, P. Unequal mass binary black hole plunges and gravitational recoil. *Classical and Quantum Gravity* **24**, S33–S42 (2007).
49. Vaishnav, B., Hinder, I., Herrmann, F. & Shoemaker, D. Matched filtering of numerical relativity templates of spinning binary black holes. *Physical Review D* **76**, 084020 (2007).
50. Healy, J., Levin, J. & Shoemaker, D. Zoom-Whirl Orbits in Black Hole Binaries. *Physical Review Letters* **103**, 131101 (2009).
51. Pekowsky, L., O'Shaughnessy, R., Healy, J. & Shoemaker, D. Comparing gravitational waves from nonprecessing and precessing black hole binaries in the corotating frame. *Physical Review D* **88**, 024040 (2013).
52. Jani, K. *et al.* Georgia tech catalog of gravitational waveforms. *Classical and Quantum Gravity* **33**, 204001 (2016).
53. Baumgarte, T. W. & Shapiro, S. L. Numerical integration of Einstein's field equations. *Physical Review D* **59**, 024007 (1998).
54. Campanelli, M., Lousto, C. O., Marronetti, P. & Zlochower, Y. Accurate Evolutions of Orbiting Black-Hole Binaries without Excision. *Physical Review Letters* **96**, 111101 (2006).
55. Baker, J. G., Centrella, J., Choi, D.-I., Koppitz, M. & van Meter, J. Gravitational-Wave Extraction from an Inspiring Configuration of Merging Black Holes. *Physical Review Letters* **96**, 111102 (2006).
56. Goodale, T. *et al.* The Cactus Framework and Toolkit: Design and Applications. In *VECPA Vector and Parallel Processing R'2002, 5th International Conference* (Springer, Berlin, 2003).
57. Husa, S., Hinder, I. & Lechner, C. Kranc: A Mathematica package to generate numerical codes for tensorial evolution equations. *Computer Physics Communications* **174**, 983–1004 (2006).
58. Schnetter, E., Hawley, S. H. & Hawke, I. Evolutions in 3D numerical relativity using fixed mesh refinement. *Classical and Quantum Gravity* **21**, 1465 (2004).
59. Reisswig, C., Bishop, N. T., Pollney, D. & Szilágyi, B. Characteristic extraction in numerical relativity: Binary black hole merger waveforms at null infinity. *Classical and Quantum Gravity* **27**, 075014 (2010).
60. Thornburg, J. A fast apparent horizon finder for three-dimensional Cartesian grids in numerical relativity. *Classical and Quantum Gravity* **21**, 743 (2004).
61. Jani, K. *et al.* Georgia tech catalog of gravitational waveforms. *Classical and Quantum Gravity* **33**, 204001 (2016). 1605.03204.
62. PACE. "Partnership for an Advanced Computing Environment (PACE)". <http://www.pace.gatech.edu> (2017).
63. Schmidt, P., Harry, I. W. & Pfeiffer, H. P. Numerical Relativity Injection Infrastructure (2017). 1703.01076.
64. Müller, D., Grigsby, J. & Brüggmann, B. Dynamical shift condition for unequal mass black hole binaries. *Physical Review D* **82**, 064004 (2010).
65. Berry, C. P. L. *et al.* PARAMETER ESTIMATION FOR BINARY NEUTRON-STAR COALESCENCES WITH REALISTIC NOISE DURING THE ADVANCED LIGO ERA. *The Astrophysical Journal* **804**, 114 (2015). URL <https://doi.org/10.1088/0004-637x/804/2/114>.
66. Abbott, B. P. *et al.* A guide to LIGO–virgo detector noise and extraction of transient gravitational-wave signals. *Classical and Quantum Gravity* **37**, 055002 (2020). URL <https://doi.org/10.1088/1361-6382/ab685e>.
67. Wainstein, L. & Zubakov, V. Extraction of signals from noise. *Prentice-Hall, Englewood Cliffs* (1962).
68. Abbott, B. P. *et al.* A guide to LIGO–virgo detector noise and extraction of transient gravitational-wave signals. *Classical and Quantum Gravity* **37**, 055002 (2020). URL <https://doi.org/10.1088/1361-6382/ab685e>.
69. Shoemaker, D. *et al.* Advanced ligo anticipated sensitivity curves. *LIGO-T0900288*, <https://dcc.ligo.org/cgi-bin/DocDB/ShowDocument?docid=2974> (2010).
70. Cutler, C. & Flanagan, É. E. Gravitational waves from merging compact binaries: How accurately can one extract the binary's parameters from the inspiral waveform? *Physical Review D* **49**, 2658–2697 (1994). URL <https://doi.org/10.1103/physrevd.49.2658>.