

Paraxial Skyrmionic Beams

Sijia Gao,^{*} Fiona C. Speirits, Francesco Castellucci, Sonja Franke-Arnold, and Stephen M. Barnett[†]
School of Physics and Astronomy, University of Glasgow, Glasgow G12 8QQ, UK

Jörg B. Götze
*School of Physics and Astronomy, University of Glasgow, Glasgow G12 8QQ, UK and
 College of Engineering and Applied Sciences, Nanjing University, Nanjing 210093, China*
 (Dated: January 3, 2022)

Vector vortex beams possess a topological property that derives both from the spatially varying amplitude of the field and also from its varying polarization. This property arises as a consequence of the inherent Skyrmionic nature of such beams and is quantified by the associated Skyrmion number, which embodies a topological property of the beam. We illustrate this idea for some of the simplest vector beams and discuss the physical significance of the Skyrmion number in this context.

PACS numbers:

I. INTRODUCTION

Recent developments have highlighted the growing utility of structured light, that is optical fields in which the spatial variation of the field amplitude and/or the polarization are specifically designed for a given task [1–5]. Important examples include the formation of optical beams carrying orbital angular momentum [6–10], polarization or helicity patterns [11–16] and the vector vortex beams and their relatives [17–25]. We show that there is a Skyrmion field associated specifically with vector vortex beams and that the associated Skyrmion number is readily identified with a simple property of the beam. As such the Skyrmion number provides a natural way to present the variety of possible vector beams. It is noteworthy that this property is explicitly a feature of vector beam: a Skyrmion field exists only if both the polarization and the field amplitude are spatially varying.

Skyrmions were first proposed for the study of mesons [26, 27], but the idea has since found wide application in many areas of physics including quantum liquids [28–30], magnetic materials [31–33], 2D photonic materials [34] and in the study of fractional statistics [35]. Recently they have been observed in optics by the controlled interference of plasmon polaritons [36, 37]. We show here that a wide range of freely propagating optical beams also possess a non-trivial Skyrmion field and with it a Skyrmion number, the value of which is simply related to a topological property of the beam.

II. CONSTRUCTING SKYRMIONIC BEAMS

We consider a paraxial beam of either light [38, 39] or electrons [40–42] and express the local polarization or

spin direction, respectively, in the form

$$|\Psi(\mathbf{r})\rangle = u_0(\mathbf{r})|0\rangle + e^{i\theta_0}u_1(\mathbf{r})|1\rangle. \quad (1)$$

Here $|0\rangle$ and $|1\rangle$ represent any two orthogonal polarization (or electron spin) states, while $u_0(\mathbf{r})$ and $u_1(\mathbf{r})$ are two orthogonal spatial modes [53] and the global phase difference between the two modes is denoted by θ_0 . That this decomposition is always possible follows from the Schmidt decomposition [43]. The Skyrmion field and number depend only on the spatial variation of the polarization or spin direction and for this reason it is convenient to work with a locally-normalized state in the form

$$|\psi(\mathbf{r})\rangle = \frac{|0\rangle + e^{i\theta_0}v(\mathbf{r})|1\rangle}{\sqrt{1 + |v(\mathbf{r})|^2}}, \quad (2)$$

where $v(\mathbf{r}) = u_1(\mathbf{r})/u_0(\mathbf{r})$.

The Skyrmion field is most readily defined in terms of an effective magnetization \mathbf{M} , which is the local direction of the Poincaré vector for light in Fig. 1 or the Bloch vector for an electron beam. In terms of our locally normalized state it is

$$\mathbf{M} = \langle\psi(\mathbf{r})|\boldsymbol{\sigma}|\psi(\mathbf{r})\rangle, \quad (3)$$

where $\boldsymbol{\sigma}$ is a vector operator with the Pauli matrices as Cartesian components. For a light beam, the Cartesian components of \mathbf{M} correspond to the normalized local Stokes parameters S_1, S_2 and S_3 [44], and for the electrons to the local directions of the electron spin. The i th component of the associated Skyrmion field is

$$\Sigma_i = \frac{1}{2}\epsilon_{ijk}\epsilon_{pqr}M_p\frac{\partial M_q}{\partial x_j}\frac{\partial M_r}{\partial x_k}, \quad (4)$$

where ϵ_{ijk} is the alternating or Levi-Civita symbol and we employ the summation convention. The form of the Skyrmion field ensures that it is transverse ($\nabla \cdot \Sigma = 0$). This means that there are no sources or sinks for the Skyrmion field and the associated field lines can only form loops or extend to infinity [54]. It follows that the

^{*}Electronic address: s.gao.2@research.glasgow.ac.uk

[†]Electronic address: Stephen.Barnett@glasgow.ac.uk

flux of the Skyrmion field through any closed surface is zero, $\oint \mathbf{\Sigma} \cdot d\mathbf{S} = 0$.

We consider a beam propagating in the z -direction. In each transverse plane of the beam the polarization or spin pattern can form a Skyrmion reminiscent of those familiar from the study of magnetic Skyrmions. To facilitate this comparison, and also to characterize the variety of Skyrmions, we employ the Skyrmion number

$$n = \frac{1}{4\pi} \int \Sigma_z \, dxdy, \quad (5)$$

where the integral runs over the whole of the plane perpendicular to the propagation direction of the beam.

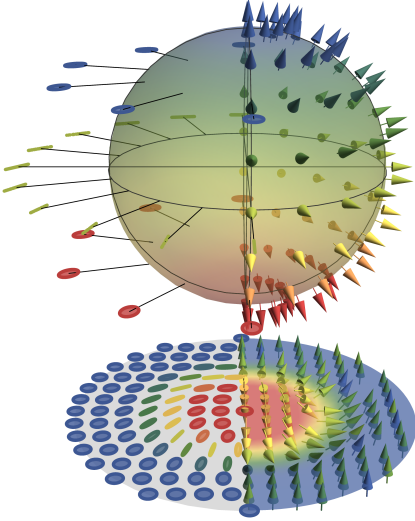


FIG. 1: Stereographic projection of the spatially varying polarization or effective magnetization \mathbf{M} onto the Poincaré or Bloch sphere. We encode the degree of circular polarization S_3 and the z component M_z on the same color scheme. For definiteness we choose in our examples the polarization states $|0\rangle$ and $|1\rangle$ to correspond to left and right handed circular polarization respectively or, for electrons, the eigenstates of the z component of the spin.

Optical vector vortex beams typically have a spatially varying polarization pattern that originates from the differential orbital angular momentum of the contributing modes [4, 18] and exhibit intriguing topological [45–48] and focussing properties [49, 50]. We consider the simplest case of such beams in which the two orthogonal modes, with amplitudes $u_0(\mathbf{r})$ and $u_1(\mathbf{r})$, are Laguerre-

Gaussian (LG) modes

$$\begin{aligned} u_p^\ell(\rho, \phi, z) = & \sqrt{\frac{2p!}{\pi(p+|\ell|)!}} \frac{1}{w(z)} \left(\frac{\rho\sqrt{2}}{w(z)} \right)^{|\ell|} \exp\left(\frac{-\rho^2}{w^2(z)}\right) \\ & \times L_p^{|\ell|} \left(\frac{2\rho^2}{w^2(z)} \right) e^{i\ell\phi} \exp\left(-i\frac{\rho^2}{w^2(z)} \frac{z-z_0}{z_R}\right) \\ & \times \exp\left[-i(2p+|\ell|+1) \tan^{-1}\left(\frac{z-z_0}{z_R}\right)\right], \end{aligned} \quad (6)$$

familiar from the study of orbital angular momentum [6–10]. Here, we have employed cylindrical polar coordinates (ρ, ϕ, z) , $z_R = \pi w_0^2/\lambda$ is the Rayleigh range and $w(z) = w_0 \sqrt{1 + (z-z_0)^2/z_R^2}$ is the beam width on propagation. We assume that the modes have the same wavelength λ , but they may differ in the beam parameters ℓ, p, w_0 and the focal position z_0 . These modes have a vortex of strength ℓ on the z -axis, which is associated with a z -component of the orbital angular momentum of $\ell\hbar$ per photon (or electron) [6–10]. Modes with different angular momentum numbers ℓ are orthogonal and if we choose two such modes for our two complex amplitudes u_0 and u_1 in (1) then the function $v(\mathbf{r})$ in (2) for the locally normalized state $|\psi(\mathbf{r})\rangle$ has the general form

$$v(\mathbf{r}) = f(\rho, z) e^{i\theta(\rho, z)} e^{i\Delta\ell\phi}, \quad (7)$$

where $\Delta\ell = \ell_1 - \ell_0$, f and θ are real functions of the coordinates ρ and z , and θ incorporates all phase terms including θ_0 , the phase difference between the modes. It is then straightforward to calculate the Skyrmion field and from this the Skyrmion number for our vector vortex beam. We find the simple result that for such beams the Skyrmion number is

$$n = \Delta\ell \left(\frac{1}{1 + f^2(0, z)} - \frac{1}{1 + f^2(\infty, z)} \right). \quad (8)$$

The value of n is determined solely by which of the two modes $u_0(\mathbf{r})$ and $u_1(\mathbf{r})$ dominates on the z -axis, the location of the vortex, and which dominates as ρ tends to infinity.

The Skyrmionic beams that are simplest to construct comprise a superposition of orthogonal polarization (or spin) states multiplied by u_ℓ^0 LG modes with no radial nodes, the same beam width, a common focal point and with orbital angular momentum differing by one. In this case (7) simplifies to $v(\mathbf{r}) = A(z)\rho e^{i\phi}$ (where A is generally complex and includes the overall phase difference θ_0) and one polarization dominates at the position of the vortex, with the orthogonal polarization appearing as $\rho \rightarrow \infty$. We provide two examples of such polarization patterns in Figs. 2b & 2d together with the corresponding effective magnetization in Figs. 2c & 2e. The local Bloch vector, representing the local spin direction, is clearly reminiscent of the spiral and hedgehog Skyrmions, familiar from the study of magnetic Skyrmions [32]; the

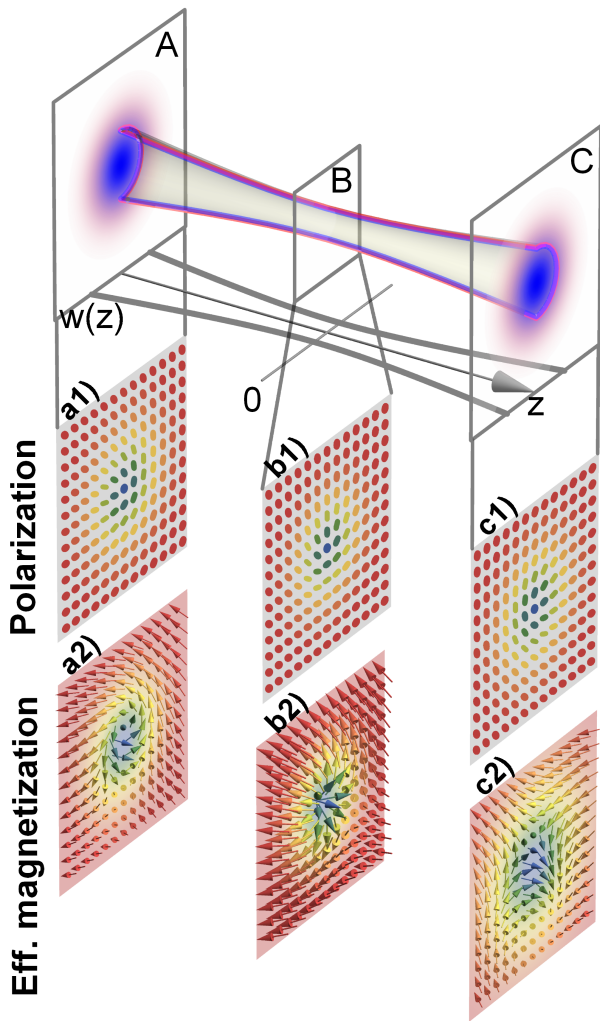


FIG. 2: Polarization structure for a superposition of LG modes with $\ell_1 = 1$ and $\ell_0 = 0$ focussed at $z = 0$. The beam surface separating the regions in which the modes have the larger amplitude, u_0 (blue) and u_1 (red). A, B, and C are three cross sections of interest, at $z = -10, 0$ and 10 respectively. a1), b1) and c1) are spatially varying polarization patterns corresponding to each plane while a2), b2) and c2) are the corresponding effective magnetizations, with the classic chiral and hedgehog forms respectively.

former arises when A is imaginary and the latter when the amplitude A is real.

We note that the natural propagation of the beam will cause the magnetization or polarization pattern to evolve continuously from one of these forms into the other by virtue of the relative Gouy phase [39], which changes as the beam propagates. The Skyrmion number is unchanged, however, taking the value $+1$ at every transverse plane.

There is however a subtle difference in the geometric interpretation between the Poincaré and Bloch sphere. On both spheres, orthogonal states are diametrically op-

posite. However, for the Poincaré sphere this corresponds to a right angle in the major axes of the polarization, whereas the Bloch vectors of orthogonal states are antiparallel.

We can illustrate the effect of the discrepancy between rotation on the Poincaré sphere and rotation of the polarization ellipse on the geometry of the Skyrmion pattern in a comparison between spiral Skyrmions from superposing LG beams with orbital angular momentum numbers differing by one and two. In Fig. 3 we compare the local polarization ellipse and Bloch vector for a pair of modes with $\Delta\ell = 1$ (as in Fig. 2) with a pair of modes for which $\Delta\ell = 2$. We see that the polarization ellipses and the Bloch vectors rotate as one traverses a path around the vortex. Moreover, along such a path, the polarization ellipse completes half a rotation when $\Delta\ell = 1$, whereas the Bloch vector rotates fully. For $\Delta\ell = 2$ the polarization ellipse completes one full rotation and the Bloch vector winds twice for one complete circle around the vortex.

These are examples of a more general result that for a superposition of modes with a difference in orbital angular momentum number of $\Delta\ell$, the Bloch or Poincaré vector rotates $\Delta\ell$ times on a path enclosing the vortex. The corresponding polarization ellipse rotates by only half the amount. This behavior persists when we consider modes with radial indices different from zero, although the polarization structure becomes more intricate because of the additional nodal lines. The resulting Skyrmion number is nevertheless governed by the difference in dominating behavior described in (8).

The corresponding Skyrmion number is $\Delta\ell$ if the spin or polarization states at the vortex position and at infinity are orthogonal but will be zero if they are the same. This dependence of the Skyrmion number on both $\Delta\ell$ and on the position dependence of the polarization clearly demonstrates that the Skyrmion field and number are topological properties of both the spin and orbital angular momenta.

III. CONSERVATION OF THE SKYRMION FIELD

The fact that the Skyrmion field, Σ , is divergenceless does not mean that the Skyrmion number, defined as the z -component of the flux in (5) is necessarily conserved on propagation. Consider a circular-cylindrical surface of radius R centered on the position of the vortex extending from $-z_0$ to z_0 . For the Skyrmion field to be divergenceless the flux through all surfaces of this cylinder has to vanish. The radial flux through the mantle of the cylinder

$$\int_0^{2\pi} d\phi \int_{-z_0}^{z_0} dz \Sigma_\rho = -\Delta\ell \left(\frac{1}{1 + f^2(R, -z_0)} - \frac{1}{1 + f^2(R, z_0)} \right) \quad (9)$$

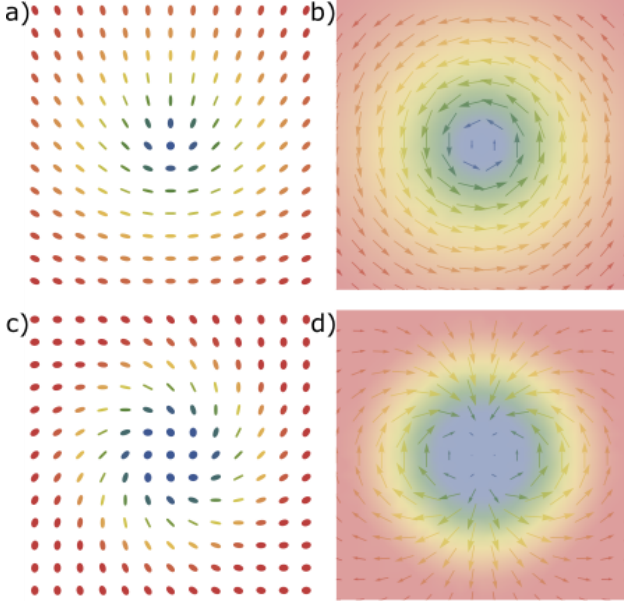


FIG. 3: Comparison of manifestations of spiral Skyrmions for polarization and effective magnetization for two different Skyrmion numbers $n = 1$ and $n = 2$. a) A spiralling polarization Skyrmion with $n = 1$. The full rotation on the Poincaré sphere results in half a rotation for the major axis of the polarization ellipse. b) The same configuration for the effective magnetization \mathbf{M} , where the vector describes a full rotation on the Bloch sphere and in the configuration space. c) As in a) for $n = 2$ showing now a full rotation of the polarization. d) As in b) for $n = 2$ showing two full rotations of the effective magnetization

is compensated by the flux through the cylinder ends in the z -direction at $z = -z_0$ and $z = z_0$. The expression for these is essentially given by (8), evaluated at $z = -z_0$ and $z = z_0$ and $\rho = R$ instead of infinity. The two terms evaluated $\rho = 0$ for $z = -z_0$ and $z = z_0$ cancel and the total flux through both ends of the cylinder is given by

$$\Delta\ell \left(\frac{1}{1 + f^2(R, -z_0)} - \frac{1}{1 + f^2(R, z_0)} \right), \quad (10)$$

which is the negative of (9), proving that there is no total flux through the cylinder.

If we now construct a superposition of LG beams such that the radial flux is non-vanishing, the flux along the z direction also needs to be different from zero which indicates a change in the Skyrmion number. The simplest way to demonstrate this is to consider a superposition of LG beams that are focussed at different positions along the z -axis. The effect of this is that the polarization behavior at large values of ρ changes as the beam propagates and the Skyrmion number changes from $\Delta\ell$ to 0 (or from 0 to $\Delta\ell$). This behavior is depicted in Fig. 4, where we see that the polarization at large distances from the central vortex changes abruptly at one transverse plane and with it the Skyrmion number. At plane A and B the Skyrmion number is +1 and at plane D and E it is

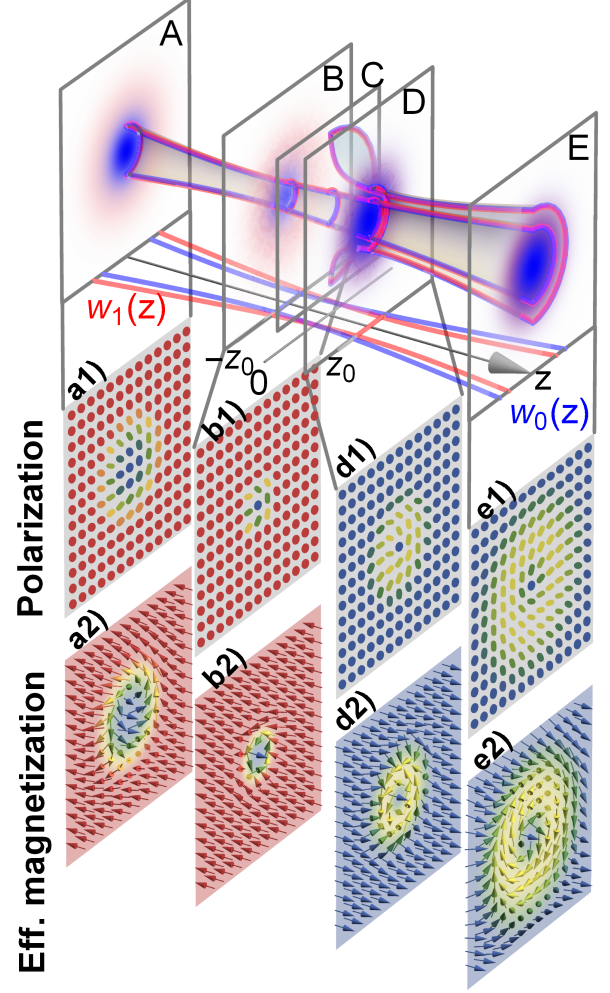


FIG. 4: Polarization structure for the same superposition of modes as in Fig. 2 but focussed at different points $-z_0 = -2$ and $z_0 = 2$. For $z > 0$ the mode u_0 (blue) has the larger amplitude both in the central region of the beam and the periphery as indicated by two surfaces of equal amplitude. A, B, D and E are four cross sections of interest, at $z = -10, -2, 2$ and 10 respectively. a1), b1) and d1), e1) are spatially varying polarization structure showing the qualitative difference for $z \leq 0$ at those four planes respectively. a2), b2) and d2), e2) are the corresponding effective magnetization with Skyrmion number 1 ($z < 0$) and 0 ($z > 0$).

equal to zero. The boundary between these two regimes is at plane C, where the Skyrmion field lines escape to $\rho \rightarrow \infty$. Clearly, this will give a non-zero value for the radial flux because $f^2(R, -z_0) \neq f^2(R, z_0)$ and hence a change in the Skyrmion number if we allow R to tend to infinity.

IV. CONCLUSIONS

We have shown that paraxial vector vortex beams, either of light or electrons, possess a topological property that can be identified with a Skyrmion number. The associated Skyrmion field is transverse (or divergenceless) and this means that there are no sinks or sources of this field. The Skyrmion number for a beam can change on free space propagation, however, if Skyrmion field lines escape radially out of the beam towards regions of negligible intensity. Demonstrating these properties requires the preparation of vector vortex beams and measurement of the polarization or spin in planes perpendicular to the beam axis [51]. We shall report on such experiments elsewhere.

We close by emphasising that the Skyrmonic property of vector beams is distinct from the familiar spin and orbital angular momentum of optical beams [6–10, 52]. It is true that the beams we consider here combine optical vortices and polarization, commonly associated with orbital and spin angular momentum respectively, but the Skyrmion number is a topological rather than a mechan-

ical property of the beam. To see this we note that the Skyrmion number is unchanged if we apply a global transformation of the polarization, for example via reflection at a surface or a phase retardation of the constituent beams. On the other hand we have seen that it is possible for the Skyrmion number to change if the two superimposed modes are focussed at different propagation distances. The total spin and angular momentum passing through each transverse plane, however, remains unchanged.

Acknowledgments

This work was supported by the Royal Society (RP150122 and RPEA180010), and by the UK Engineering and Physical Sciences Research Council (EP/R008264/1) and by the European Training Network ColOpt, funded by the European Union (EU) Horizon 2020 program under the Marie Skłodowska-Curie Action, Grant Agreement No. 721465.

-
- [1] J. Nye, *Natural Focusing and Fine Structure of Light: Caustics and Wave Dislocations* (Taylor & Francis, 1999), ISBN 9780750306102.
 - [2] J. F. Nye and M. V. Berry, *Proceedings of the Royal Society A: Mathematical, Physical and Engineering Sciences* **336**, 165 (1974).
 - [3] R. Zambrini and S. M. Barnett, *Optics Express* **15**, 15214 (2007).
 - [4] M. R. Dennis, K. O'Holleran, and M. J. Padgett, in *Progress in Optics*, edited by E. Wolf (Elsevier, 2009), pp. 293–363, ISBN 9780444533609.
 - [5] H. Rubinsztein-Dunlop et al., *Journal of Optics* **19**, 013001 (2016).
 - [6] L. Allen, M. W. Beijersbergen, R. Spreeuw, and J. P. Woerdman, *Phys. Rev. A* **45**, 8185 (1992).
 - [7] L. Allen, S. M. Barnett, and M. J. Padgett, *Optical Angular Momentum* (IOP Publishing, 2003), ISBN 9781482269017.
 - [8] A. Bekshaev, M. Soskin, and M. Vasnetsov, *Paraxial beams with angular momentum* (Nova Science Publishers, New York, 2008).
 - [9] S. Franke-Arnold, L. Allen, and M. J. Padgett, *Laser & Photonics Reviews* **2**, 299 (2008).
 - [10] A. M. Yao and M. J. Padgett, *Advances in Optics and Photonics* **3**, 161 (2011).
 - [11] C. N. Cohen-Tannoudji and W. D. Phillips, *Physics Today* **43**, 33 (1990).
 - [12] J. Dalibard and C. Cohen-Tannoudji, *J. Opt. Soc. Am. B* **6**, 2023 (1989).
 - [13] R. P. Cameron, S. M. Barnett, and A. M. Yao, *New Journal of Physics* **14**, 053050 (2012).
 - [14] R. P. Cameron, S. M. Barnett, and A. M. Yao, *Journal of Modern Optics* **61**, 25 (2014).
 - [15] K. C. van Kruining, R. P. Cameron, and J. B. Götte, *Optica* **5**, 1091 (2018).
 - [16] N. Kravets, A. Aleksanyan, and E. Brasselet, *Phys. Rev. Lett.* **122**, 024301 (2019).
 - [17] Q. Zhan, *Advances in Optics and Photonics* **1**, 1 (2009).
 - [18] B. Piccirillo, V. D'Ambrosio, S. Slussarenko, L. Marrucci, and E. Santamato, *Applied Physics Letters* **97**, 241104 (2010).
 - [19] G. Milione, H. I. Sztul, D. A. Nolan, and R. R. Alfano, *Physical Review Letters* **107**, 053601 (2011).
 - [20] G. Milione, S. Evans, D. A. Nolan, and R. R. Alfano, *Phys. Rev. Lett.* **108**, 190401 (2012).
 - [21] V. D'Ambrosio, E. Nagali, S. P. Walborn, L. Aolita, S. Slussarenko, L. Marrucci, and F. Sciarrino, *Nature Communications* **3**, 961 (2012).
 - [22] B. Ndagano, H. Sroor, M. McLaren, C. Rosales-Guzmán, and A. Forbes, *Opt. Lett.* **41**, 3407 (2016).
 - [23] C. Alpmann, C. Schlickriede, E. Otte, and C. Denz, *Scientific Reports* **7**, 8076 (2017).
 - [24] N. Radwell, R. D. Hawley, J. B. Götte, and S. Franke-Arnold, *Nature Communications* **7**, 10564 (2016).
 - [25] C. Rosales-Guzmán, N. Bhebhe, and A. Forbes, *Opt. Express* **25**, 25697 (2017).
 - [26] T. H. R. Skyrme, *Proceedings of the Royal Society A: Mathematical, Physical and Engineering Sciences* **260**, 127 (1961).
 - [27] T. H. R. Skyrme, *Nucl. Phys.* **31**, 556 (1962).
 - [28] D. Vollhardt and P. Wolfe, *The Superfluid Phases of Helium 3* (Dover Publications, 2013), ISBN 9780486315881.
 - [29] G. Volovik and O. U. Press, *The Universe in a Helium Droplet* (Clarendon Press, 2003), ISBN 9780198507826.
 - [30] A. Leggett, *Quantum Liquids: Bose condensation and Cooper pairing in condensed-matter systems* (OUP Oxford, 2006), ISBN 9780191037214.
 - [31] S. Sachdev, *Quantum Phase Transitions* (Cambridge University Press, 2011), ISBN 9781139500210.
 - [32] S. Seki and M. Mochizuki, *Skyrmions in Magnetic Ma-*

- terials (Springer International Publishing, 2015), ISBN 9783319246512.
- [33] M. R. Dennis, Optics Letters **36**, 3765 (2011).
 - [34] T. V. Mechelen and Z. Jacob, Opt. Mater. Express **9**, 95 (2019).
 - [35] F. Wilczek, *Fractional Statistics and Anyon Superconductivity* (World Scientific, 1990), ISBN 9789810200497.
 - [36] S. Tsesses, E. Ostrovsky, K. Cohen, B. Gjonaj, N. H. Lindner, and G. Bartal, Science **361**, 993 (2018).
 - [37] L. Du, A. Yang, A. V. Zayats, and X. Yuan, Nat. Phys. **442**, 797 (2019).
 - [38] D. Marcuse, *Light Transmission Optics* (Van Nostrand Reinhold, New York, 1989), ISBN 9780894643057.
 - [39] A. Siegman, *Lasers* (University Science Books, 1986), ISBN 9780935702118.
 - [40] A. El-Kareh and J. El-Kareh, *Electron Beams, Lenses, and Optics*, v. 2 (Elsevier Science, 2016), ISBN 9781483271781.
 - [41] O. Klemperer and M. Barnett, *Electron Optics* (Cambridge University Press, 1971), ISBN 9780521079280.
 - [42] P. Hawkes, *Electron Optics and Electron Microscopy* (Taylor & Francis, 1972), ISBN 9780850660562.
 - [43] S. M. Barnett, *Quantum Information* (OUP Oxford, 2009), ISBN 9780198527626.
 - [44] M. Born and E. Wolf, *Principles of Optics: Electromagnetic Theory of Propagation, Interference and Diffraction of Light* (Cambridge University Press, 2000), 7th ed., ISBN 9780521784498.
 - [45] I. Freund, Optics Communications **283**, 1 (2010).
 - [46] D. Foster, C. Kind, P. J. Ackermann, J.-S. B. Tai, M. R. Dennis, and I. I. Smalyukh, Nature Physics **15**, 655 (2019).
 - [47] I. Freund, Optics Letters **36**, 4506 (2011).
 - [48] T. Bauer, P. Banzer, E. Karimi, S. Orlov, A. Rubano, L. Marrucci, E. Santamato, R. Boyd, and G. Leuchs, Science **347**, 964 (2015).
 - [49] Q. Zhan and J. Leger, Optics Express **10**, 324 (2002).
 - [50] R. Dorn, S. Quabis, and G. Leuchs, Physical Review Letters **91**, 358 (2003).
 - [51] A. Selyem, C. Rosales-Guzmán, S. Croke, A. Forbes, and S. Franke-Arnold, arXiv e-prints arXiv:1902.07988 (2019), 1902.07988.
 - [52] S. M. Barnett, L. Allen, R. P. Cameron, C. R. Gilson, M. J. Padgett, F. C. Speirits, and A. M. Yao, Journal of Optics **18**, 064004 (2016).
 - [53] We have used a quantum mechanical notation as this aids the analysis to come, but our results apply both to classical and quantum states of light and also to electron beams.
 - [54] This property is familiar from the study of electric and magnetic fields \mathbf{E} and \mathbf{B} in free space. We note, however, that $\mathbf{\Sigma}$ for light is a nonlinear function of \mathbf{E} and \mathbf{B} and so its transverse nature is not simply a consequence of $\nabla \cdot \mathbf{E} = 0 = \nabla \cdot \mathbf{B}$.