

# Constraints on gamma-ray and neutrino emission from NGC 1068 with the MAGIC telescopes

MAGIC COLLABORATION

V. A. ACCIARI,<sup>1</sup> S. ANSOLDI,<sup>2,3</sup> L. A. ANTONELLI,<sup>4</sup> A. ARBET ENGELS,<sup>5</sup> D. BAACK,<sup>6</sup> A. BABIĆ,<sup>7</sup> B. BANERJEE,<sup>8</sup>  
U. BARRES DE ALMEIDA,<sup>9,10</sup> J. A. BARRIO,<sup>11</sup> J. BECERRA GONZÁLEZ,<sup>1</sup> W. BEDNAREK,<sup>12</sup> L. BELLIZZI,<sup>13</sup>  
E. BERNARDINI,<sup>14,15,16</sup> A. BERTI,<sup>2,17</sup> J. BESENRIEDER,<sup>9</sup> W. BHATTACHARYYA,<sup>15</sup> C. BIGONGIARI,<sup>4</sup> A. BILAND,<sup>5</sup>  
O. BLANCH,<sup>18</sup> G. BONNOLI,<sup>13</sup> Ž. BOŠNJAK,<sup>19</sup> G. BUSETTO,<sup>14</sup> R. CAROSI,<sup>20</sup> G. CERIBELLA,<sup>9</sup> Y. CHAI,<sup>9</sup> A. CHILINGARYAN,<sup>21</sup>  
S. CIKOTA,<sup>19</sup> S. M. COLAK,<sup>18</sup> U. COLIN,<sup>9</sup> E. COLOMBO,<sup>1</sup> J. L. CONTRERAS,<sup>11</sup> J. CORTINA,<sup>18</sup> S. COVINO,<sup>4</sup> V. D'ELIA,<sup>4</sup>  
P. DA VELA,<sup>13</sup> F. DAZZI,<sup>4</sup> A. DE ANGELIS,<sup>14</sup> B. DE LOTTO,<sup>2</sup> M. DELFINO,<sup>18,22</sup> J. DELGADO,<sup>18</sup> D. DEPAOLI,<sup>23</sup>  
F. DI PIERRO,<sup>14</sup> L. DI VENERE,<sup>23</sup> E. DO SOUTO ESPÍNEIRA,<sup>18</sup> D. DOMINIS PRESTER,<sup>7</sup> A. DONINI,<sup>2</sup> D. DORNER,<sup>24</sup>  
M. DORO,<sup>14</sup> D. ELSAESSER,<sup>6</sup> V. FALLAH RAMAZANI,<sup>25</sup> A. FATTORINI,<sup>6</sup> G. FERRARA,<sup>4</sup> D. FIDALGO,<sup>11</sup> L. FOFFANO,<sup>14</sup>  
M. V. FONSECA,<sup>11</sup> L. FONT,<sup>26</sup> C. FRUCK,<sup>9</sup> S. FUKAMI,<sup>3</sup> R. J. GARCÍA LÓPEZ,<sup>1</sup> M. GARCZARCZYK,<sup>15</sup> S. GASPARYAN,<sup>21</sup>  
M. GAUG,<sup>26</sup> N. GIGLIETTO,<sup>23</sup> F. GIORDANO,<sup>23</sup> N. GODINOVIĆ,<sup>7</sup> D. GREEN,<sup>9</sup> D. GUBERMAN,<sup>18</sup> D. HADASCH,<sup>3</sup> A. HAHN,<sup>9</sup>  
J. HERRERA,<sup>1</sup> J. HOANG,<sup>11</sup> D. HRUPEC,<sup>7</sup> M. HÜTTEN,<sup>9</sup> T. INADA,<sup>3</sup> S. INOUE,<sup>3</sup> K. ISHIO,<sup>9</sup> Y. IWAMURA,<sup>3</sup> L. JOUVIN,<sup>18</sup>  
D. KERSZBERG,<sup>18</sup> H. KUBO,<sup>3</sup> J. KUSHIDA,<sup>3</sup> A. LAMASTRA,<sup>4</sup> D. LELAS,<sup>7</sup> F. LEONE,<sup>4</sup> E. LINDFORS,<sup>25</sup> S. LOMBARDI,<sup>4</sup>  
F. LONGO,<sup>2,17</sup> M. LÓPEZ,<sup>11</sup> R. LÓPEZ-COTO,<sup>27</sup> A. LÓPEZ-ORAMAS,<sup>1</sup> S. LOPORCHIO,<sup>23</sup> B. MACHADO DE OLIVEIRA FRAGA,<sup>28</sup>  
C. MAGGIO,<sup>26</sup> P. MAJUMDAR,<sup>8</sup> M. MAKARIEV,<sup>29</sup> M. MALLAMACI,<sup>14</sup> G. MANEVA,<sup>29</sup> M. MANGANARO,<sup>1</sup> K. MANNHEIM,<sup>24</sup>  
L. MARASCHI,<sup>4</sup> M. MARIOTTI,<sup>14</sup> M. MARTÍNEZ,<sup>18</sup> D. MAZIN,<sup>9,3</sup> S. MIĆANOVIĆ,<sup>19</sup> D. MICELI,<sup>2</sup> M. MINEV,<sup>29</sup>  
J. M. MIRANDA,<sup>13</sup> R. MIRZOYAN,<sup>9</sup> E. MOLINA,<sup>30</sup> A. MORALEJO,<sup>18</sup> D. MORCUENDE,<sup>27</sup> V. MORENO,<sup>26</sup> E. MORETTI,<sup>18</sup>  
P. MUNAR-ADROVER,<sup>31</sup> V. NEUSTROEV,<sup>25</sup> C. NIGRO,<sup>15</sup> K. NILSSON,<sup>25</sup> D. NINCI,<sup>18</sup> K. NISHIJIMA,<sup>3</sup> K. NODA,<sup>3</sup> L. NOGUÉS,<sup>18</sup>  
S. NOZAKI,<sup>3</sup> S. PAIANO,<sup>14</sup> J. PALACIO,<sup>18</sup> M. PALATIello,<sup>2</sup> D. PANEQUE,<sup>9</sup> R. PAOLETTI,<sup>13</sup> J. M. PAREDES,<sup>32</sup> P. PEÑIL,<sup>11</sup>  
M. PERESANO,<sup>2</sup> M. PERSIC,<sup>2,33</sup> P. G. PRADA MORONI,<sup>20</sup> E. PRANDINI,<sup>14</sup> I. PULJAK,<sup>7</sup> W. RHODE,<sup>6</sup> M. RIBÓ,<sup>32</sup> J. RICO,<sup>18</sup>  
C. RIGHI,<sup>4</sup> A. RUGLIANCICH,<sup>13</sup> L. SAHA,<sup>11</sup> N. SAHAKYAN,<sup>21</sup> T. SAITO,<sup>3</sup> S. SAKURAI,<sup>3</sup> K. SATALECKA,<sup>15</sup> K. SCHMIDT,<sup>6</sup>  
T. SCHWEIZER,<sup>9</sup> J. SITAREK,<sup>12</sup> I. ŠNIDARIĆ,<sup>7</sup> D. SOBCZYNSKA,<sup>12</sup> A. SOMERO,<sup>1</sup> A. STAMERRA,<sup>4</sup> D. STROM,<sup>9</sup> M. STRZYS,<sup>9</sup>  
Y. SUDA,<sup>9</sup> T. SURIC,<sup>7</sup> M. TAKAHASHI,<sup>3</sup> F. TAVECCHIO,<sup>4</sup> P. TEMNIKOV,<sup>29</sup> T. TERZIĆ,<sup>7</sup> M. TESHIMA,<sup>9,3</sup> N. TORRES-ALBÀ,<sup>32</sup>  
L. TOSTI,<sup>23</sup> V. VAGELLI,<sup>23</sup> J. VAN SCHERPENBERG,<sup>9</sup> G. VANZO,<sup>1</sup> M. VAZQUEZ ACOSTA,<sup>1</sup> C. F. VIGORITO,<sup>23</sup> V. VITALE,<sup>23</sup>  
I. VOVK,<sup>9</sup> M. WILL,<sup>9</sup> AND D. ZARIĆ<sup>7</sup>

F. FIORE,<sup>34</sup> C. FERUGLIO,<sup>34</sup> AND Y. REPHAELI<sup>35,36</sup>

<sup>1</sup>*Inst. de Astrofísica de Canarias, E-38200 La Laguna, and Universidad de La Laguna, Dpto. Astrofísica, E-38206 La Laguna, Tenerife, Spain*

<sup>2</sup>*Università di Udine, and INFN Trieste, I-33100 Udine, Italy*

<sup>3</sup>*Japanese MAGIC Consortium: ICRR, The University of Tokyo, 277-8582 Chiba, Japan; Department of Physics, Kyoto University, 606-8502 Kyoto, Japan; Tokai University, 259-1292 Kanagawa, Japan; RIKEN, 351-0198 Saitama, Japan*

<sup>4</sup>*National Institute for Astrophysics (INAF), I-00136 Rome, Italy*

<sup>5</sup>*ETH Zurich, CH-8093 Zurich, Switzerland*

<sup>6</sup>*Technische Universität Dortmund, D-44221 Dortmund, Germany*

<sup>7</sup>*Croatian MAGIC Consortium: University of Rijeka, 51000 Rijeka, University of Split - FESB, 21000 Split, University of Zagreb - FER, 10000 Zagreb, University of Osijek, 31000 Osijek and Rudjer Boskovic Institute, 10000 Zagreb, Croatia*

<sup>8</sup>*Saha Institute of Nuclear Physics, HBNI, 1/AF Bidhannagar, Salt Lake, Sector-1, Kolkata 700064, India*

<sup>9</sup>*Max-Planck-Institut für Physik, D-80805 München, Germany*

<sup>10</sup>*now at Centro Brasileiro de Pesquisas Físicas (CBPF), 22290-180 URCA, Rio de Janeiro (RJ), Brasil*

<sup>11</sup>*Unidad de Partículas y Cosmología (UPARCOS), Universidad Complutense, E-28040 Madrid, Spain*

<sup>12</sup>*University of Łódź, Department of Astrophysics, PL-90236 Łódź, Poland*

<sup>13</sup>*Università di Siena and INFN Pisa, I-53100 Siena, Italy*

<sup>14</sup>*Università di Padova and INFN, I-35131 Padova, Italy*

<sup>15</sup>*Deutsches Elektronen-Synchrotron (DESY), D-15738 Zeuthen, Germany*

<sup>16</sup>*Humboldt University of Berlin, Institut für Physik D-12489 Berlin Germany*

<sup>17</sup>*also at Dipartimento di Fisica, Università di Trieste, I-34127 Trieste, Italy*

<sup>18</sup>*Institut de Física d'Altes Energies (IFAE), The Barcelona Institute of Science and Technology (BIST), E-08193 Bellaterra (Barcelona), Spain*

Corresponding author: Alessandra Lamastra, Saverio Lombardi, Antonio Stamerra  
alessandra.lamastra@inaf.it, saverio.lombardi@inaf.it, antonio.stamerra@inaf.it

- <sup>19</sup> *Croatian Consortium: University of Rijeka, Department of Physics, 51000 Rijeka; University of Split - FESB, 21000 Split; University of Zagreb - FER, 10000 Zagreb; University of Osijek, 31000 Osijek; Rudjer Boskovic Institute, 10000 Zagreb, Croatia*
- <sup>20</sup> *Università di Pisa, and INFN Pisa, I-56126 Pisa, Italy*
- <sup>21</sup> *ICRANet-Armenia at NAS RA, 0019 Yerevan, Armenia*
- <sup>22</sup> *also at Port d'Informació Científica (PIC) E-08193 Bellaterra (Barcelona) Spain*
- <sup>23</sup> *Istituto Nazionale Fisica Nucleare (INFN), 00044 Frascati (Roma) Italy*
- <sup>24</sup> *Universität Würzburg, D-97074 Würzburg, Germany*
- <sup>25</sup> *Finnish MAGIC Consortium: Tuorla Observatory and Finnish Centre of Astronomy with ESO (FINCA), University of Turku, Vaisalanatie 20, FI-21500 Piikkiö, Astronomy Division, University of Oulu, FIN-90014 University of Oulu, Finland*
- <sup>26</sup> *Departament de Física, and CERES-IEEC, Universitat Autònoma de Barcelona, E-08193 Bellaterra, Spain*
- <sup>27</sup> *IPARCOS Institute and EMFTEL Department, Universidad Complutense de Madrid, E-28040 Madrid, Spain*
- <sup>28</sup> *Centro Brasileiro de Pesquisas Físicas (CBPF), 22290-180 URCA, Rio de Janeiro (RJ), Brasil*
- <sup>29</sup> *Inst. for Nucl. Research and Nucl. Energy, Bulgarian Academy of Sciences, BG-1784 Sofia, Bulgaria*
- <sup>30</sup> *Universitat de Barcelona, ICCUB, IEEC-UB, E-08028 Barcelona, Spain*
- <sup>31</sup> *Departament de Física, and CERES-IEEC, Universitat Autònoma de Barcelona, E-08193 Bellaterra, Spain*
- <sup>32</sup> *Universitat de Barcelona, ICC, IEEC-UB, E-08028 Barcelona, Spain*
- <sup>33</sup> *also at INAF-Trieste and Dept. of Physics & Astronomy, University of Bologna*
- <sup>34</sup> *INAF Osservatorio Astronomico di Trieste, via Tiepolo 11, I-34143 Trieste, Italy.*
- <sup>35</sup> *School of Physics and Astronomy, Tel Aviv University, Tel Aviv, Israel*
- <sup>36</sup> *CASS, University of California, San Diego, La Jolla, CA*

(Received; Revised; Accepted)

Submitted to ApJ

## ABSTRACT

Starburst galaxies and star-forming active galactic nuclei (AGN) are among the candidate sources thought to contribute appreciably to the extragalactic gamma-ray and neutrino backgrounds. NGC 1068 is the brightest of the star-forming galaxies found to emit gamma rays from 0.1 to 50 GeV. Precise measurements of the high-energy spectrum are crucial to study the particle accelerators and probe the dominant emission mechanisms. We have carried out 125 hours of observations of NGC 1068 with the MAGIC telescopes in order to search for gamma-ray emission in the very high energy band. We did not detect significant gamma-ray emission, and set upper limits at 95% confidence level to the gamma-ray flux above 200 GeV  $f < 5.1 \times 10^{-13} \text{ cm}^{-2} \text{ s}^{-1}$ . This limit improves previous constraints by about an order of magnitude and allows us to put tight constraints on the theoretical models for the gamma-ray emission. By combining the MAGIC observations with the *Fermi*-LAT spectrum we limit the parameter space (spectral slope, maximum energy) of the cosmic ray protons predicted by hadronuclear models for the gamma-ray emission, while we find that a model postulating leptonic emission from a semi-relativistic jet is fully consistent with the limits. We provide predictions for IceCube detection of the neutrino signal foreseen in the hadronic scenario. We predict a maximal IceCube neutrino event rate of  $0.07 \text{ yr}^{-1}$ .

**Keywords:** Active galaxies (17), Starburst galaxies (1570), Gamma-ray sources (633)

## 1. INTRODUCTION

The cumulative gamma-ray and neutrino emission from star-forming galaxies, including starbursts and star-forming active galactic nuclei (AGN), have been proposed to contribute to the extragalactic gamma-ray and neutrino backgrounds (e.g. Tamborra et al. 2014; Wang & Loeb 2016; Lamastra et al. 2017; Liu et al. 2018). However, their exact contributions to the diffuse fluxes measured by the Large Area Telescope (LAT) on board the *Fermi* Gamma-ray Space Telescope (*Fermi*) (Ackermann et al. 2015) and IceCube (Aartsen et al. 2015) still have to be established. Due to observational uncertainties in the measured spectra, the exact emission mechanisms and their parameters remain unknown.

The gamma-ray emission in star-forming galaxies is expected to be predominantly produced from Cosmic Ray (CR) interactions with gas. In these astrophysical environments CRs accelerated by supernova (SN) remnants interact with

the interstellar medium (ISM) and produce neutral and charged pions which in turn decay into high energy gamma rays and neutrinos (e.g. Persic et al. 2008; Rephaeli et al. 2010; Yoast-Hull et al. 2014; Eichmann & Becker Tjus 2016). Starburst galaxies exhibit higher star formation rate ( $\text{SFR} \simeq 10\text{--}100 \text{ M}_{\odot} \text{ yr}^{-1}$ ) compared to quiescently star-forming galaxies such as our Galaxy ( $\text{SFR} \simeq 1\text{--}5 \text{ M}_{\odot} \text{ yr}^{-1}$ , Smith et al. 1978; Murray & Rahman 2010). Given the expected CR energy input from SN explosions and the dense gas present in starburst nuclei, starburst galaxies are expected to be more powerful gamma-ray emitters than normal star-forming galaxies. The starburst mode of star formation is likely triggered by galaxy interactions (major and minor mergers), as suggested by observational evidence and theoretical arguments (e.g. Sanders & Mirabel 1996; Hernquist 1989; Somerville et al. 2001; Lamastra et al. 2013a). Consequently, galaxy interactions also enhance the accretion of gas into the central supermassive black hole and the ensuing AGN activity. The latter is also associated with galaxies undergoing secular evolution. Studies on the star-forming properties of AGN host galaxies indicate that the level of star formation in AGN hosts can be either elevated, as in starbursts, or normal, as in quiescently star-forming galaxies, or suppressed, as in passive spheroids (see Lamastra et al. 2013b; Gatti et al. 2015; Rodighiero et al. 2015 and references therein). In active galaxies, non-thermal radiation in the gamma-ray band may also be produced by the interaction of particles (protons and electrons) accelerated in AGN-driven outflows (wind and jet) with the ISM and interstellar radiation fields (e.g. Lenain et al. 2010; Tamborra et al. 2014; Lamastra et al. 2016, 2019). Indeed, weak misaligned radio jet, and wide-angle AGN-driven outflows have been observed in star-forming AGN detected in the GeV band by *Fermi*-LAT (Gallimore et al. 1996; García-Burillo et al. 2014; Zschaechner et al. 2016; Elmouttie et al. 1998). The AGN contribution to gamma-ray emission is supported by the comparison between the galaxy non-thermal luminosity and the CR luminosity provided by star formation. In starburst galaxies a fraction equal to  $\sim 0.3\text{--}0.6$  of CR energy input is estimated to be converted into radiation in the gamma-ray band, while calorimetric fractions close to one, and even larger, have been observed in star-forming AGN (Ackermann et al. 2012; Wang & Fields 2016).

The gamma-ray spectra of nearby starbursts and AGN have been measured in the high energy (HE, 0.1-100 GeV) band by *Fermi*-LAT (Ackermann et al. 2012; Acero et al. 2015; Ajello et al. 2017; Lamastra et al. 2016; Wojaczyński & Niedźwiecki 2017; Hayashida et al. 2013; Tang et al. 2014; Peng et al. 2016). The starburst galaxies NGC 253 and M 82 have also been detected in the very high energy (VHE, 0.1-100 TeV) band with Imaging Atmospheric Cherenkov Telescopes (IACTs) (Acciari et al. 2009; Acero et al. 2009). These two measurements are compatible and indicate that the gamma-ray spectra can be described by a single power-law with spectral index  $p \sim 2.2$  up to TeV energies.

In this paper we present observations in the VHE band of the Seyfert galaxy NGC 1068 with the Major Atmospheric Gamma-ray Imaging Cherenkov (MAGIC) telescopes. NGC 1068, located at a distance of  $D=14.4$  Mpc, was detected in the gamma-ray band by *Fermi*-LAT (Ackermann et al. 2012; Ajello et al. 2017). The latest spectral analysis based on 8 years of survey data in the 50 MeV - 1 TeV range yields a power-law index of  $\sim 2.4$  and flux integrated between 1 GeV and 100 GeV of  $5.8 \times 10^{-13} \text{ cm}^{-2} \text{ s}^{-1}$  (The *Fermi*-LAT Collaboration 2019). Observations at lower frequencies, have revealed the presence of both starburst and AGN activities. Interferometric observations in the millimetre band have identified a  $\sim 2$  kpc starburst ring that surrounds a central molecular disk of  $350 \text{ pc} \times 200 \text{ pc}$  size in which a sizeable fraction of the gas content is involved in a massive AGN-driven wind (García-Burillo et al. 2014; Krips et al. 2011). AGN-driven jets on scales from hundreds pc to kpc have been observed in the radio band (Gallimore et al. 1996).

Given the very different particle acceleration sites in an active galaxy, the exact origin of the measured high-energy gamma-ray emission in NGC 1068 is still undetermined.

The gamma-ray spectra predicted by the starburst, AGN jet, and AGN wind models that have been proposed in literature differ significantly in the VHE band where IACTs are more sensitive than *Fermi*-LAT. The leptonic AGN jet model is characterized by a sharp cut-off at energies  $\sim 100$  GeV, while the hadronic starburst and AGN wind models extend to the VHE band, but with different spectral slopes.

In order to constrain the competing models, we conducted deep observations (125 hours) of NGC 1068 with the MAGIC telescopes. A detection or an upper limit on the VHE cut-off of the gamma-ray spectrum may provide valuable informations on the physical properties of the CR accelerator(s), and on the emission mechanism(s). In particular, understanding the leptonic or hadronic nature of the gamma-ray emission, and the estimate of the maximum energy of accelerated particles have important implications for the neutrino signal expected from this source.

The paper is organized as follow. In Section 2 we present the MAGIC observations and data analysis. In Section 3 we show the gamma-ray spectrum of NGC 1068 obtained by combining *Fermi*-LAT and MAGIC observations, and

we derive constraints on the theoretical models for the gamma-ray emission. In Section 4 we discuss the implications of the results, including that related to the neutrino signal. Conclusions follow in Section 5.

## 2. MAGIC OBSERVATIONS AND ANALYSIS

MAGIC is a stereoscopic system of two 17-m diameter IACTs situated at the Roque de los Muchachos, on the Canary island of La Palma (28.75°N, 17.86°W) at a height of 2200 m above sea level. NGC 1068 observations were carried out from January 2016 to January 2019 at zenith angles between 28° and 50°, in wobble mode (Fomin et al. 1994), with a standard wobble offset of 0.4°.

Observations were taken under different night sky background (NSB) conditions. Under dark night conditions, and for zenith angles <30°, MAGIC reaches a trigger energy threshold of  $\sim 50$  GeV, and a sensitivity above 220 GeV of  $0.67 \pm 0.04\%$  of the Crab nebula flux in 50 hours of observations (Aleksić et al. 2016). The main effect of moonlight is an increase in the analysis energy threshold<sup>1</sup> and in the systematic uncertainties on the flux normalization. In order to limit the degradation of the energy threshold and of the sensitivity below 10% we selected data samples that were recorded with nominal setting and with  $\text{NSB} < 8 \times \text{NSB}_{\text{dark}}$  ( $\sim 90\%$  of the whole data sample). After selecting the data with an aerosol transmission measured to be above 85% that of a clear night, the final sample consists to a total of  $\sim 125$  hours of effective observation time of good data.

The data have been analysed using the standard MAGIC Analysis and Reconstruction Software (MARS), according to the prescriptions given in Ahnen et al. (2017). The recorded shower images were calibrated, cleaned and parametrized according to Hillas (1985) for each telescope individually. The analysis was performed using appropriate Monte Carlo-simulated gamma-ray and background data to reproduce the observational conditions in each NSB data sample. The data reduction (stereo reconstruction, gamma/hadron separation, and estimation of energy and arrival direction of the primary particle) was performed for each sample separately. The energy threshold, which is obtained by taking into account the actual zenith angle distribution of the selected data, ranges from a minimum of about 140 GeV for the lowest NSB data sample to a maximum of about 300 GeV for the highest NSB data sample. Flux upper limits are calculated following Rolke et al. (2005), with a confidence level of 95%, and considering a systematic error on flux estimation of 30% (Aleksić et al. 2016).

## 3. RESULTS

Figure 1 shows the distribution of the square of the difference between the nominal position of the source and the reconstructed direction in camera coordinates for both the gamma-like events and background events. For the total dataset ( $\sim 125$  hours), we find an excess of 243 gamma-like events over  $24320 \pm 156$  background events which yields a significance of  $1.1 \sigma$  (Li & Ma 1983).

By excluding dataset with energy threshold larger than 200 GeV ( $\sim 23$  hours), we derive an integral flux upper limit at 95% confidence level above 200 GeV of  $f < 5.1 \times 10^{-13} \text{ cm}^{-2} \text{ s}^{-1}$ . This limit is lower by about an order of magnitude than the previous estimate by Aharonian et al. (2005). The latter is obtained from 4.3 hours of observations with the High Energy Stereoscopic System (H.E.S.S.) and with a slightly larger energy threshold of 210 GeV.

The differential flux upper limits in the VHE band obtained from the full data sample, as well as the energy spectrum measured with *Fermi*-LAT at lower energies (Acero et al. 2015; Lamastra et al. 2016; Ajello et al. 2017), are shown in Figure 2 (see also Table 1). The gamma-ray emission was detected up to  $\sim 30$  GeV by *Fermi*-LAT, while at higher energies only upper limits on the energy flux are determined. At energies  $\sim 10$  GeV an indication of a bump can be seen in the *Fermi*-LAT spectrum. This apparent spectral feature could be ascribed to the energy binning. As discussed in Lamastra et al. (2016), assuming a single bin in the (10-100) GeV energy range a constant spectrum, such as the one reported in the 3FGL *Fermi* catalogue (Acero et al. 2015), is obtained above 1 GeV.

In Figure 2, we also show the spectra predicted by the starburst, AGN jet, and AGN wind models which have been proposed to explain the gamma-ray emission (Eichmann & Becker Tjus 2016; Lenain et al. 2010; Lamastra et al. 2016).

The comparison between the predicted and observed gamma-ray spectra indicates that the AGN jet models is in agreement with the observed gamma-ray flux and upper limits. In this model a maximum Lorentz factor of jet leptons of  $\gamma_{\text{max}} = 10^6$  is assumed in order to produce the sharp cut-off at  $\sim 100$  GeV. On contrast, the AGN wind model predicts a hard spectrum extending to the VHE band that is strongly constrained by the MAGIC observations presented in this

<sup>1</sup> The analysis energy threshold is obtained by fitting the true energy distribution, which is obtained by re-weighting the events with a power-law spectrum of index  $p = -2$ , with a Gaussian function around its energy peak. We adopt  $p = -2$  in the spectral analysis of the VHE data because we expect a component of the gamma-ray emission harder than that measured in the HE band with *Fermi*-LAT.



paper. Finally, the starburst model by [Eichmann & Becker Tjus \(2016\)](#), where the gamma-ray emission is produced within the inner  $\sim 180$  pc of the galaxy, is compatible with the VHE limits but cannot describe the *Fermi*-LAT spectrum; the gamma-ray flux at 1 GeV is higher than the model by about a factor of two.

The constrained part of the spectrum predicted by the AGN wind model is the hadronic component that originates from the decay of neutral pions produced in inelastic collisions between protons accelerated by the AGN-driven outflow observed in the molecular disk on  $\sim 100$  pc scale and ambient protons. The leptonic gamma-ray emission predicted by the AGN wind model, as well as that predicted by the AGN jet model, do not extend at TeV energies owing to the effect of transition of IC cooling from the Thomson regime to the Klein-Nishina regime. Thus, the limits on the VHE emission can be used to effectively constrain only the hadronic gamma-ray emission of the AGN wind and starburst models.

To derive constraints on the CR proton population of star formation and of AGN wind origin, we compare the gamma-ray spectra predicted by the starburst and AGN wind models with the spectrum measured in the HE band and with the upper limits derived in the VHE band. In both the starburst and AGN wind models protons are assumed to be accelerated by diffusive shocks with an energy distribution  $N(E) = AE^{-p} \exp(-E/E_{\text{cut}})$ , where the normalisation constant  $A$  is determined by the total energy supplied to relativistic protons at the shock,  $p \simeq 2$  is the spectral index, and  $E_{\text{cut}}$  is the maximum energy of accelerated protons. The latter has a physical maximum limit determined by the Hillas criterion:  $E_{\text{max}} = 10^{18} Z(R/\text{kpc})(B/\mu\text{G})\text{eV}$ , where  $Z$  is the atomic charge number,  $R$  is the physical extent of the acceleration region, and  $B$  is the magnetic field ([Hillas 1985](#)), while the minimum energy of accelerated protons is the proton rest mass.

With regard to the energy input from star formation, since *Fermi*-LAT does not spatially resolve the gamma-ray emitting region, we consider the total star formation of the galaxy. The kinetic input from star formation is calculated as  $L_{\text{kin}}^{\text{SF}} = \nu_{\text{SN}} E_{\text{SN}}$ , where  $\nu_{\text{SN}}$  is the supernovae rate, and  $E_{\text{SN}} \simeq 10^{51}$  erg is the typical kinetic energy from a supernova explosion. We estimated  $\nu_{\text{SN}} = 0.43 \text{ yr}^{-1}$  from the total infrared luminosity of the galaxy  $L_{\text{IR}} \simeq 10^{45} \text{ erg s}^{-1}$  (between 8 and 1000  $\mu\text{m}$ , [Ackermann et al. 2012](#)), and assuming a Kroupa initial mass function ([Kroupa 2001](#); [Kennicutt & Evans 2012](#)), yielding  $L_{\text{kin}}^{\text{SF}} = 1.4 \times 10^{43} \text{ erg s}^{-1}$ . We find that the kinetic luminosity provided by the star formation throughout the galaxy can produce the gamma-ray emission measured in the *Fermi*-LAT band.

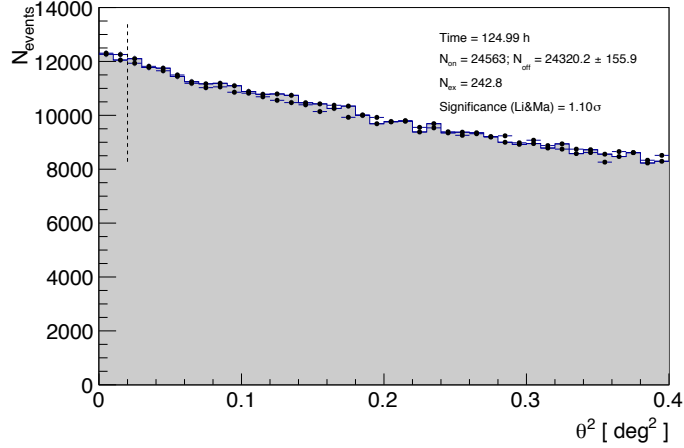
As regard the AGN wind model, we derived the kinetic luminosity provided by the AGN from the kinetic luminosity of the molecular outflow which is observed by millimetre interferometers on  $\sim 100$  pc scale, yielding  $L_{\text{kin}}^{\text{AGN}} = (0.5 - 1.5) \times 10^{42} \text{ erg s}^{-1}$  ([Krips et al. 2011](#); [García-Burillo et al. 2014](#); [Lamastra et al. 2016](#)). This molecular outflow is likely produced by the interaction of the molecular gas with either the AGN jet, and/or the energy released during accretion of matter onto the supermassive black hole, rather than star formation<sup>2</sup>.

The fraction of the CR energy input provided by star formation and AGN activity that is emitted in gamma rays depends on the proton acceleration efficiency,  $\eta$ , and on the efficiency of converting proton kinetic energy into gamma rays,  $F_{\text{cal}}$ . The comparison between the gamma-ray emission in star-forming galaxies and the kinetic energy supplied by SN explosions leads to  $\eta \simeq (0.1-0.3)$  and  $F_{\text{cal}} \simeq 0.3-0.6$  ([Keshet et al. 2003](#); [Tatischeff 2008](#); [Lacki et al. 2010](#); [Ackermann et al. 2012](#); [Wang & Fields 2016](#)).

We compute the gamma-ray spectrum produced by neutral pion decays following proton-proton interactions as in [Lamastra et al. \(2016\)](#) (see also [Kelner et al. 2006](#)), and varying the CR proton parameters:  $p$ ,  $E_{\text{cut}}$ , and  $\xi = \eta \times F_{\text{cal}}$ . The comparison between the predicted spectra and the upper limits in the VHE band allowed us to derive reliable constraints on these parameters. The results are shown in Figure 3 where for each value of  $\xi$ , the allowed value of  $E_{\text{cut}}$  is plotted as a function of  $p$  in the starburst and AGN models, separately. In each model we find that, for a given value of  $\xi$ , the cut-off energy increases with the spectral index up to a value at which  $E_{\text{cut}}$  becomes independent on the value of  $p$ . This is determined by the gradually lower effect of the high-energy cut-off on the shape and normalization of the gamma-ray spectrum, depending on the fraction  $\xi$  and slope  $p$ .

The constraints obtained for the CR proton parameters are mainly determined by the MAGIC upper limits in the 0.3-1 TeV and 1-3 TeV energy bins. Gamma rays with energy above the threshold for electron-positron pair production may be absorbed due to interactions with the extragalactic background light (EBL, e.g. [Domínguez et al. 2011](#); [Franceschini & Rodighiero 2017](#); [Acciari et al. 2019](#)), and radiation fields within the galaxy. Both processes contribute in turn to the uncertainty in the computation of  $p$  and  $E_{\text{cut}}$ . As discussed in [Lamastra et al. \(2019\)](#),

<sup>2</sup> The star formation rate  $\text{SFR} \simeq 1 \text{ M}_{\odot}/\text{yr}$  for the circumnuclear region up to a radius  $R \simeq 140$  pc ([Esquej et al. 2014](#)) is unable to power the molecular outflow.



**Figure 1.** Distribution of the square of the difference between the nominal position of the source and the reconstructed direction in camera coordinates for both the gamma-like events (blue crosses) and background events (grey histogram). The vertical dashed line marks the limit of the signal region.

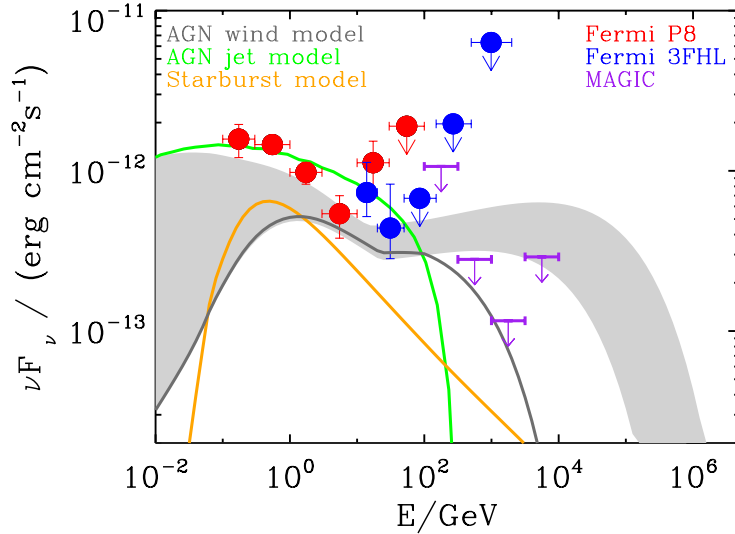
absorption due to the EBL and to the infrared emission from the starburst ring surrounding the acceleration regions affects the gamma-ray spectrum only above  $E \gtrsim 10$  TeV, thus the constraints shown in Figure 3 can be considered robust.

#### 4. DISCUSSION

The derived properties of the gamma-ray spectrum of NGC 1068 are now compared with the gamma-ray properties of the two starburst galaxies detected in the VHE band. NGC 253 and M 82 were detected by H.E.S.S. and VERITAS in  $\simeq 180$  hours and  $\simeq 140$  hours of observations, respectively. After the detection at TeV energies, these starburst galaxies were also detected by *Fermi*-LAT. Although the statistic is limited, there is no indication of a spectral break or cut-off features apparent in the spectra. The smooth alignment of the GeV and TeV spectrum suggests that a single energy loss mechanism dominates in the gamma-ray band. The loss mechanism is probably related to CR proton interactions with ISM. In fact, models assuming that a population of protons is giving rise to the measured gamma-ray spectra through hadronic collisions provide a good fit to the data (Abramowski et al. 2012). Moreover, the lack of variability at any gamma-ray energy supports the idea that the emission is related to star formation processes rather than nuclear activity. The gamma-ray properties of NGC 1068, including the shape of the gamma-ray spectrum in the HE band and the lack of variability of the *Fermi*-LAT and MAGIC lightcurves, suggest that the radiation processes are similar to those in the other starburst galaxies. However, the extrapolation of the gamma-ray emission of NGC 1068 in the VHE band assuming a single power law with spectral index  $p \simeq 2.2$ , as resulting from the combined fit of the latest *Fermi*-LAT and H.E.S.S. spectrum of NGC 253 (Abdalla et al. 2018), results in an over-prediction of

**Table 1.** Spectral energy distribution in VHE band.

log E	$\nu F_\nu$
(GeV)	( erg cm <sup>-2</sup> s <sup>-1</sup> )
2.25	$< 1.1 \times 10^{-12}$
2.75	$< 2.8 \times 10^{-13}$
3.25	$< 1.1 \times 10^{-13}$
3.75	$< 2.9 \times 10^{-13}$



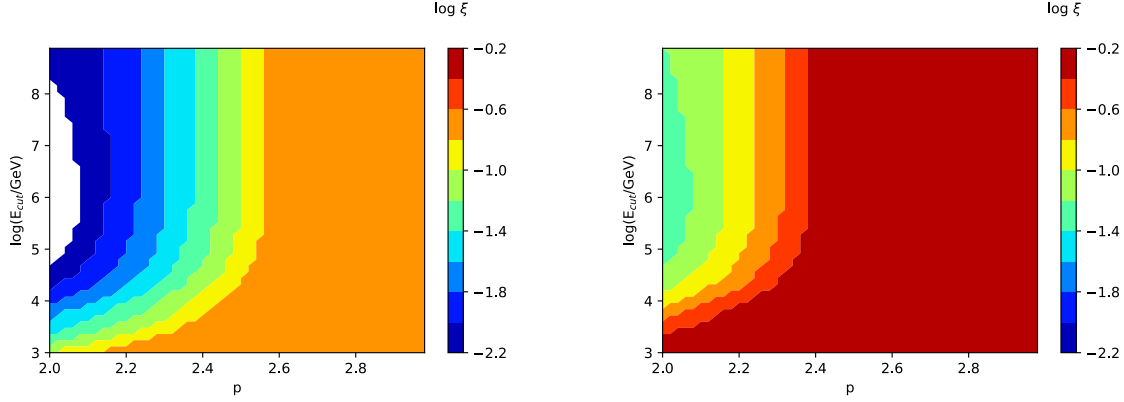
**Figure 2.** Gamma-ray spectrum of NGC 1068 in the HE and VHE band. The *Fermi*-LAT data points are from Lamastra et al. 2016 (P8), and from Ajello et al. 2017 (3FHL). The purple arrows indicate upper limits at 95% confidence level derived from the analysis of MAGIC data ( $\sim 125$  hours) presented in this paper. The green and orange lines show the gamma-ray spectra predicted by the AGN jet (Lenain et al. 2010) and starburst ( $p=2.5$ ,  $E_{\text{cut}}=10^8$  GeV, and  $\xi=0.04$ , Eichmann & Becker Tjus 2016) models, respectively. The shaded grey band indicates the upper ( $p=2$ ,  $E_{\text{cut}}=6 \times 10^6$  GeV, and  $\xi=0.25$ ) and lower ( $p=2$ ,  $E_{\text{cut}}=3 \times 10^5$  GeV, and  $\xi=0.2$ ) bounds of the gamma-ray emission predicted by the AGN wind model as proposed by Lamastra et al. 2016. For the sake of clarity, the predictions of the revised AGN wind model (Lamastra et al. 2019) are not shown, since they do not differ from that by Lamastra et al. 2016 at energies smaller than 10 TeV. For comparison, the spectrum predicted by the AGN wind model that is obtained by assuming one of the combinations of CR proton spectral parameters compatible with the MAGIC upper limits ( $p=2$ ,  $E_{\text{cut}}=8 \times 10^3$  GeV, and  $\xi=0.2$ , see Figure 3) is shown with the dark grey line.

the emission at TeV energies. As shown in Figure 3, in the starburst model a gamma-ray spectrum that extends to energies  $E_{\text{cut}} \gtrsim 10^4$  GeV, with  $p=2.2$  can only be obtained for low calorimetric and acceleration efficiencies ( $\xi \lesssim 0.02$ ), that produce a gamma-ray flux at 1 GeV lower by about a factor of ten than that measured by *Fermi*-LAT. In case the emission in the *Fermi*-LAT band is ascribed to star formation, loss mechanisms that make the starburst spectrum soft and/or the proton maximum energy low, must operate in the starburst region.

The precise measurements of the gamma-ray spectral properties of starburst galaxies, including those with AGN, are crucial to determine their contribution to the extragalactic gamma-ray and neutrino backgrounds. The estimates of the source population contribution to the observed backgrounds rely on the extrapolation of the characteristic source spectrum to the region between the HE band and the IceCube energy scale. Analyses that have utilized GeV-TeV gamma-ray spectral information to constrain the contribution of starburst galaxies to the diffuse fluxes measured by *Fermi*-LAT and IceCube found that a characteristic CR proton spectral index of  $p \simeq 2.2$  and cut-off energy  $E_{\text{cut}}=10^7$  GeV are consistent with the bounds from the residual non-blazar component of the extragalactic gamma-ray background. This yields a contribution to the diffuse neutrino background of 30% at 100 TeV, and 60% at 1 PeV (Bechtol et al. 2017). A harder ( $p \simeq 2.1$ ) spectrum saturates the IceCube signal, while a softer ( $p \simeq 2.3$ ) spectrum underestimates the diffuse neutrino energy flux by about an order of magnitude, remaining compatible with the gamma-ray bounds (Linden 2017; Bechtol et al. 2017; Palladino et al. 2018).

We apply this multi-messenger approach to NGC 1068 and we derive the expected neutrino flux based on the observed gamma-ray flux. In Figure 4 we show the neutrino spectra predicted by the starburst model and by the AGN wind model with CR parameters compatible with VHE upper limits that are shown in Figure 2. To calculate the neutrino spectra we use the parametrisations for the high-energy spectra of secondary particles produced in proton-proton collisions derived by Kelner et al. (2006). We calculate the spectra of muon and electron (anti)neutrinos from muon decays, and the spectra of muon (anti)neutrinos produced through the direct decays of charged pions.

In order to assess the capability of current neutrino detectors in testing the hadronuclear models, following Lamastra et al. (2016), we combine the total neutrino spectra with the effective area of IceCube (Aartsen et al. 2014). We obtain a neutrino event rate with energy  $E_\nu > 0.1$  TeV of  $0.002 \text{ yr}^{-1}$  and  $0.001 \text{ yr}^{-1}$  for the starburst and the AGN wind



**Figure 3.** The allowed values of the starburst (left) and AGN wind (right) hadronic spectral index  $p$  and cut-off energy  $E_{cut}$  derived from HE and VHE observations of NGC 1068 are plotted as a function of the product between the calorimetric fraction and the acceleration efficiency  $\xi$ . The logarithmic values of  $\xi$  corresponding to the coloured contours are displayed on the vertical bar.

models, respectively. Besides, we compute the maximum IceCube neutrino event rates, compatible with the MAGIC upper limits, scanning the parameter space of the starburst and AGN wind models, described in Figure 3. We obtain a maximum event rate of  $0.07 \text{ yr}^{-1}$ .

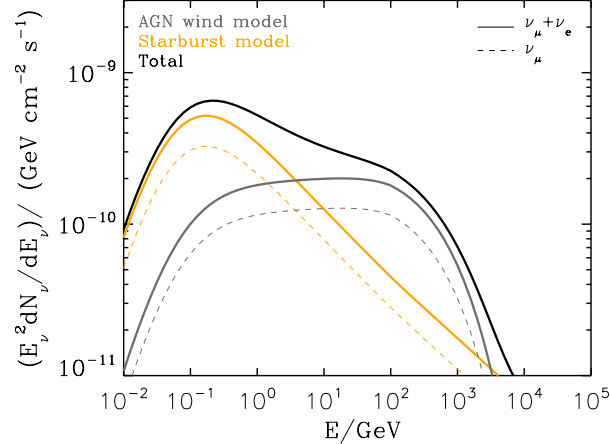
The level of neutrino signal predicted by hadronuclear models makes the detection of NGC 1068 a challenge for the current neutrino detectors. A neutrino flux larger than those derived in this paper can be achieved if the source of neutrinos resides in extremely dense environment which prevents the escape of GeV-TeV gamma rays. This would argue for gamma-ray production in the AGN core, where the intense optical and near infrared emission produced by the active nucleus and the surrounding dusty torus (Hönig et al. 2008) could act as the target photon field for both photohadronic gamma-ray and neutrino emissions and for pair production (e.g. Murase et al. 2016; Inoue et al. 2019).

## 5. CONCLUSIONS

The results from the MAGIC observations of NGC 1068 imply that the gamma-ray spectrum could be either entirely produced by leptonic processes, as in the AGN jet model, or, if a hadronuclear component is present, as envisaged in the AGN wind or in the starburst models, the accelerated proton population should have soft spectra ( $p \gtrsim 2.2$ ) and/or low maximum energy ( $E_{cut} \simeq 10^4 \text{ GeV}$ ).

At present, it is not possible to resolve spatially the emission from the different components (jet, starburst, molecular disk) in the gamma-ray band with *Fermi*-LAT, thus no strong conclusions can be drawn on their relative contributions to the observed emission. This obstacle could be overcome in principle with observations in the radio band that can potentially benefit also from spatial information. However, the presence of the radio jet in the inner 100 pc hampers the identification of any emission not originating from the jet or the compact nucleus. Firm conclusions cannot be drawn on the different contributions on the basis of the non variability of the gamma-ray flux. In fact, the gamma-ray





**Figure 4.** Neutrino spectra of NGC 1068 expected in the starburst (orange lines) and AGN wind (grey lines) models. Dashed lines indicate the muon neutrino fluxes, while solid lines indicate the total neutrino fluxes. The solid black line represents the cumulative neutrino spectrum.

emission in the AGN jet model may be produced from a few tenth of parsecs up to hundred parsec from the nucleus (Lenain et al. 2010), and no significant variability is expected for the more distant emitting zone, as in the starburst and AGN wind models.

Improving our understanding of the gamma-ray spectral properties of star forming galaxies and AGN is crucial to test source population models of the extragalactic gamma-ray and neutrino backgrounds. Indeed, although coincident observations of neutrinos and gamma rays from the blazar TXS 0506+056 represent a compelling evidence of the first extragalactic neutrino source (Aartsen et al. 2018; Ansoldi et al. 2018), independent analyses indicate that blazars can account only for  $\lesssim 30\%$  of the diffuse neutrino flux measured by IceCube (Padovani et al. 2016; Murase & Waxman 2016; Aartsen et al. 2017).

The astrophysical high-energy neutrino flux observed with IceCube is consistent with an isotropic distribution of neutrino arrival directions, suggesting an extragalactic origin. Star-forming galaxies such as NGC 1068, could be the main contributors to the observed neutrino emission. The increase of the sensitivity up to a factor  $\sim 10$ , as envisaged in the the next generation of neutrino detectors (such as Km3Net and IceCube-Gen2), will allow the detection of neutrinos from the starburst and AGN-wind scenarios described here. The detection of a neutrino signal from these sources would be a compelling evidence for the presence of a hadronic component in the gamma-ray spectrum. At the same time, the improved sensitivity of the next generation of ground based gamma-ray observatories, like the Cherenkov Telescope Array, will allow us to disentangle the different emission mechanisms. In particular, simulations of 50 hours of observations of NGC 1068 with CTA have shown that leptonic and hadronic models could be distinguished (Lamastra et al. 2019).

We would like to thank the Referee for useful comments and the Instituto de Astrofísica de Canarias for the excellent working conditions at the Observatorio del Roque de los Muchachos in La Palma. The financial support of the German BMBF and MPG, the Italian INFN and INAF, the Swiss National Fund SNF, the ERDF under the Spanish MINECO (FPA2015-69818-P, FPA2012-36668, FPA2015-68378-P, FPA2015-69210-C6-2-R, FPA2015-69210-C6-4-R, FPA2015-69210-C6-6-R, AYA2015-71042-P, AYA2016-76012-C3-1-P, ESP2015-71662-C2-2-P, FPA201790566REDC), the Indian Department of Atomic Energy, the Japanese JSPS and MEXT, the Bulgarian Ministry of Education and Science, National RI Roadmap Project DO1-153/28.08.2018 and the Academy of Finland grant nr. 320045 is gratefully acknowledged. This work was also supported by the Spanish Centro de Excelencia “Severo Ochoa” SEV-2016-0588 and SEV-2015-0548, and Unidad de Excelencia “María de Maeztu” MDM-2014-0369, by the Croatian Science Foundation (HrZZ) Project IP-2016-06-9782 and the University of Rijeka Project 13.12.1.3.02, by the DFG Collaborative Research

Centers SFB823/C4 and SFB876/C3, the Polish National Research Centre grant UMO-2016/22/M/ST9/00382 and by the Brazilian MCTIC, CNPq and FAPERJ.

## REFERENCES

- Aartsen M. G., et al., 2014, *ApJ*, **796**, 109
- Aartsen M. G., et al., 2015, *ApJ*, **809**, 98
- Aartsen M. G., et al., 2017, *ApJ*, **835**, 45
- Aartsen et al., 2018, *Science*, **361**, eaat1378
- Abdalla et al., 2018, *A&A*, **617**, A73
- Abramowski A., et al., 2012, *ApJ*, **757**, 158
- Acciari et al., 2009, *Nature*, **462**, 770
- Acciari V. A., et al., 2019, *MNRAS*, **486**, 4233
- Acero F., et al., 2009, *Science*, **326**, 1080
- Acero F., et al., 2015, *ApJS*, **218**, 23
- Ackermann M., et al., 2012, *ApJ*, **755**, 164
- Ackermann M., et al., 2015, *ApJ*, **799**, 86
- Aharonian F., et al., 2005, *A&A*, **441**, 465
- Ahnen M. L., et al., 2017, *Astroparticle Physics*, **94**, 29
- Ajello M., et al., 2017, *ApJS*, **232**, 18
- Aleksić J., et al., 2016, *Astroparticle Physics*, **72**, 46
- Ansoldi S., et al., 2018, *ApJL*, **863**, L10
- Bechtol K., Ahlers M., Di Mauro M., Ajello M., Vandenbroucke J., 2017, *ApJ*, **836**, 47
- Domínguez A., et al., 2011, *MNRAS*, **410**, 2556
- Eichmann B., Becker Tjus J., 2016, *ApJ*, **821**, 87
- Elmoultie M., Haynes R. F., Jones K. L., Sadler E. M., Ehle M., 1998, *MNRAS*, **297**, 1202
- Esquej P., et al., 2014, *ApJ*, **780**, 86
- Fomin V. P., Stepanian A. A., Lamb R. C., Lewis D. A., Punch M., Weekes T. C., 1994, *Astroparticle Physics*, **2**, 137
- Franceschini A., Rodighiero G., 2017, *A&A*, **603**, A34
- Gallimore J. F., Baum S. A., O’Dea C. P., Pedlar A., 1996, *ApJ*, **458**, 136
- García-Burillo S., et al., 2014, *A&A*, **567**, A125
- Gatti M., Lamastra A., Menci N., Bongiorno A., Fiore F., 2015, *A&A*, **576**, A32
- Hayashida M., et al., 2013, *ApJ*, **779**, 131
- Hernquist L., 1989, *Nature*, **340**, 687
- Hillas A. M., 1985, International Cosmic Ray Conference, **3**
- Hönig S. F., Prieto M. A., Beckert T., 2008, *A&A*, **485**, 33
- Inoue Y., Khangulyan D., Inoue S., Doi A., 2019, arXiv e-prints,
- Kelner S. R., Aharonian F. A., Bugayov V. V., 2006, *PhRvD*, **74**, 034018
- Kennicutt R. C., Evans N. J., 2012, *ARA&A*, **50**, 531
- Keshet U., Waxman E., Loeb A., Springel V., Hernquist L., 2003, *ApJ*, **585**, 128
- Krips M., et al., 2011, *ApJ*, **736**, 37
- Kroupa P., 2001, *MNRAS*, **322**, 231
- Lacki B. C., Thompson T. A., Quataert E., 2010, *ApJ*, **717**, 1
- Lamastra A., Menci N., Fiore F., Santini P., 2013a, *A&A*, **552**, A44
- Lamastra A., Menci N., Fiore F., Santini P., Bongiorno A., Piconcelli E., 2013b, *A&A*, **559**, A56
- Lamastra A., et al., 2016, *A&A*, **596**, A68
- Lamastra A., Menci N., Fiore F., Antonelli L. A., Colafrancesco S., Guetta D., Stamerra A., 2017, *A&A*, **607**, A18
- Lamastra A., Tavecchio F., Romano P., Landoni M., Vercellone S., 2019, *Astroparticle Physics*, **112**, 16
- Lenain J.-P., Ricci C., Türler M., Dorner D., Walter R., 2010, *A&A*, **524**, A72
- Li T. P., Ma Y. Q., 1983, *ApJ*, **272**, 317
- Linden T., 2017, *PhRvD*, **96**, 083001
- Liu R.-Y., Murase K., Inoue S., Ge C., Wang X.-Y., 2018, *ApJ*, **858**, 9
- Murase K., Waxman E., 2016, *PhRvD*, **94**, 103006
- Murase K., Guetta D., Ahlers M., 2016, *Physical Review Letters*, **116**, 071101
- Murray N., Rahman M., 2010, *ApJ*, **709**, 424
- Padovani P., Resconi E., Giommi P., Arsioli B., Chang Y. L., 2016, *MNRAS*, **457**, 3582
- Palladino A., Fedynitch A., Rasmussen R. W., Taylor A. M., 2018, arXiv e-prints, p. arXiv:1812.04685
- Peng F.-K., Wang X.-Y., Liu R.-Y., Tang Q.-W., Wang J.-F., 2016, *ApJL*, **821**, L20
- Persic M., Rephaeli Y., Arieli Y., 2008, *A&A*, **486**, 143
- Rephaeli Y., Arieli Y., Persic M., 2010, *MNRAS*, **401**, 473
- Rodighiero G., et al., 2015, *ApJ*, **800**, L10
- Rolke W. A., López A. M., Conrad J., 2005, *Nuclear Instruments and Methods in Physics Research A*, **551**, 493
- Sanders D. B., Mirabel I. F., 1996, *ARA&A*, **34**, 749
- Smith L. F., Biermann P., Mezger P. G., 1978, *A&A*, **66**, 65
- Somerville R. S., Primack J. R., Faber S. M., 2001, *MNRAS*, **320**, 504
- Storchi-Bergmann T., Riffel R. A., Riffel R., Diniz M. R., Borges Vale T., McGregor P. J., 2012, *ApJ*, **755**, 87
- Tamborra I., Ando S., Murase K., 2014, *JCAP*, **9**, 043
- Tang Q.-W., Wang X.-Y., Tam P.-H. T., 2014, *ApJ*, **794**, 26
- Tatischeff V., 2008, [ArXiv:0804.1004],

The Fermi-LAT collaboration 2019, arXiv e-prints, [p. arXiv:1902.10045](#)

Wang X., Fields B. D., 2016, preprint, ([arXiv:1612.07290](#))

Wang X., Loeb A., 2016, *Nature Physics*, 12, 1116

Wojaczyński R., Niedźwiecki A., 2017, *ApJ*, 849, 97

Yoast-Hull T. M., Gallagher III J. S., Zweibel E. G.,  
Everett J. E., 2014, *ApJ*, 780, 137

Zschaechner L. K., et al., 2016, *ApJ*, 832, 142