

Discovery of A Mg II Changing-look AGN and Its Implications for A Unification Sequence of Changing-look AGNs

HENGXIAO GUO (郭恒潇),^{1,2} MOUYUAN SUN,^{3,4,5} XIN LIU,^{1,2} TINGGUI WANG,^{3,4} MINZHI KONG,^{6,1} SHU WANG,^{7,8}
ZHENFENG SHENG,^{3,4} AND ZHICHENG HE^{3,4}

¹*Department of Astronomy, University of Illinois at Urbana-Champaign, Urbana, IL 61801, USA*

²*National Center for Supercomputing Applications, University of Illinois at Urbana-Champaign, Urbana, IL 61801, USA*

³*CAS Key Laboratory for Researches in Galaxies and Cosmology, University of Sciences and Technology of China, Hefei, Anhui 230026, China*

⁴*School of Astronomy and Space Science, University of Science and Technology of China, Hefei 230026, China*

⁵*Department of Astronomy, Xiamen University, Xiamen, Fujian 361005, China*

⁶*Department of Physics, Hebei Normal University, No. 20 East of South 2nd Ring Road, Shijiazhuang 050024, China*

⁷*Kauli Institute for Astronomy and Astrophysics, Peking University, Beijing 100871, China*

⁸*Department of Astronomy, School of Physics, Peking University, Beijing 100871, China*

Submitted to ApJL

ABSTRACT

Changing-Look (CL) is a rare phenomenon of Active Galactic Nuclei (AGNs), which exhibit emerging or disappearing broad lines accompanied by continuum variations on astrophysically short timescales ($\lesssim 1$ yr to a few decades). While previous studies have found Balmer-line (broad H α and/or H β) CL AGNs, the broad Mg II line is persistent even in dim states. No unambiguous Mg II CL AGN has been reported to date. We perform a systematic search of Mg II CL AGNs using multi-epoch spectra of a special population of Mg II-emitters (characterized by strong broad Mg II emission with little evidence for AGN from other normal indicators such as broad H α and H β or blue power-law continua) from the Fourteenth Data Release of the Sloan Digital Sky Survey. We present the discovery of the first unambiguous case of a Mg II CL AGN, SDSS J152533.60+292012.1 (at redshift $z = 0.449$), which is turning off within rest-frame 286 days. The dramatic diminishment of Mg II equivalent width (from 110 ± 26 Å to being consistent with zero), together with little optical continuum variation ($\Delta V_{\text{max-min}} = 0.17 \pm 0.05$ mag) coevally over ~ 10 years, rules out dust extinction or a tidal disruption event. Combined with previously known H β CL AGNs, we construct a sequence that represents different temporal stages of CL AGNs. This CL sequence is best explained by the photoionization model of Guo et al. (2019). In addition, we present two candidate turn-on Mg II CL AGNs and a sample of 361 Mg II-emitters for future Mg II CL AGN searches.

Keywords: quasar: emission line – accretion, accretion disks – galaxies: active – galaxies: Seyfert

1. INTRODUCTION

CL is a useful phenomenon to understand the physical structure of AGNs and a natural laboratory to explore the evolution between AGNs and normal galaxies. Despite the massive modern spectroscopic/photometric sky surveys, only dozens of Balmer-line CL AGNs have been discovered with type transition timescale ranging from several months to decades (LaMassa et al. 2015; Runco

et al. 2016; Runnoe et al. 2016; Ruan et al. 2016a), leading to a detection rate much smaller than 1% (MacLeod et al. 2016; Yang et al. 2018). The intrinsic nature of this rapid CL behavior was usually explained by dust reddening (e.g., Goodrich 1989; Tran et al. 1992), accretion rate change (e.g., LaMassa et al. 2015), or Tidal Disrupted Event (TDE) (Merloni et al. 2015). However, recent evidence (e.g., the polarization observation in Hutsemékers et al. (2017) and mid-infrared echo in Sheng et al. (2017)) suggests that the variation of accretion rate is likely to be the primary origin for CL AGNs, although the short transition timescale chal-

lenges the standard thin disk model (Shakura & Sunyaev 1973) which predicts a transition timescale of $\sim 10^4$ yrs (MacLeod et al. 2016). In order to address the timescale problem, competing models, e.g., magnetically elevated disk model (Dexter & Begelman 2019), and instabilities arising from magnetic torque near the event horizon (Ross et al. 2018) are proposed. On the other hand, repeating X-ray observations suggest that the CL phenomenon in supermassive black hole might be analogous to the structure of accretion flows in stellar-mass black holes (Ruan et al. 2019).

Previous observations have revealed the emerging or disappearing of broad Balmer lines (e.g., $H\beta$ or $H\alpha$) in CL AGNs, whereas the broad Mg II is always persistent even in the dim state (MacLeod et al. 2016, 2019; Yang et al. 2018, 2019). To date, no unambiguous Mg II CL phenomenon has been reported yet.

On the other hand, Roig et al. (2014) discovered ~ 300 unusual broad Mg II-emitters. These sources show strong and broad Mg II line, but very weak emission in other normal indicators of AGN activity, like $H\alpha$, $H\beta$, and near-ultraviolet power-law continuum. They considered these Mg II-emitters as a potentially new class of AGNs. However, we argued that they are more likely to be the transition stage in CL AGNs (Guo et al. 2019, also see §3.3).

The difficulty of discovering Mg II CL might mainly be caused by the weak variability of Mg II line (MacLeod et al. 2019; Yang et al. 2019). Previous reverberation mapping programs encountered a similar situation that the response of Mg II line to continuum variation is often undetectable (e.g., Cackett et al. 2015) except for a few sources (e.g., Clavel et al. 1991). Two possible mechanisms are proposed to explain the weak variability and the lack of response to continuum fluctuations: 1) geometric dilution that makes the relative outer Mg II emitting region to get only some of the scatter continuum emission (Sun et al. 2015), or 2) the intrinsic slow response of Mg II dominated by atomic physics and radiative transfer within the line-emitting clouds (Goad et al. 1993; Korista & Goad 2000; Guo et al. 2019).

In order to understand the phenomena of CL AGNs and Mg II-emitters, as well as the radiative mechanism of Mg II line, which is an important proxy of the black hole mass at quasar activity peak (i.e., $1 < z < 2$), we performed a series of work. In Guo et al. (2019), we first quantitatively compared the line-variability behaviors between Mg II and Balmer lines and demonstrated a good consistency of CL phenomenon with the photoionization models. In this letter, we present the results of the first systematic search of Mg II CL AGNs by studying repeat spectra of Mg II-emitters from SDSS DR14.

In particular, we present the discovery of the first unambiguous case of Mg II CL.

The paper is organized as follows. In §2, we describe the data and sample selections for Mg II-emitters. In §3, we present an unambiguous Mg II CL, as well as two candidates of Mg II CL AGN. Then we construct the observed CL sequence and discuss its implications. Finally, we draw our conclusion and discuss the future work in §4. Throughout this paper, a cosmology with $H_0 = 70$ $\text{km s}^{-1} \text{Mpc}^{-1}$, $\Omega_m = 0.3$ and $\Omega_\Lambda = 0.7$ was adopted.

2. DATA AND SAMPLE SELECTION

2.1. SDSS spectrum

All the spectra in this work are obtained from the public SDSS DR14 database (Abolfathi et al. 2018), which covers $14,555 \text{ deg}^2$. Benefit from its ~ 20 -year cumulative data, extensive multi-epoch spectra are quite suitable to investigate the AGN spectral variability. The multi-epoch spectroscopic observations are mainly from three parts: 1) the overlapped survey areas between adjacent plates; 2) dedicated programs, e.g., Time Domain Spectroscopic Survey (Ruan et al. 2016b) and SDSS reverberation mapping (Shen et al. 2015); 3) re-observed plates due to insufficient Signal-to-Noise Ratio (SNR). The spectral wavelength coverage for SDSS I&II (SDSS III) is $3800 - 9200$ ($3600 - 10400$) \AA with spectral resolution $R \sim 1850 - 2200$, and the five-band *ugriz* magnitudes have typical errors of about 0.03 mag in depth to 22.0, 22.2, 22.2, 21.3, 20.5 mag (Abazajian et al. 2009).

2.2. CSS light curve

Although the optical light curves are not used to select Mg II CL AGNs in §2.3, they are still useful for understanding the origins of the CL behavior. The Catalina Sky Survey (CSS, Drake et al. 2009) repeatedly covered $26,000 \text{ deg}^2$ on the sky using a 0.7 m Schmidt telescope with a wide field of view of 8.1 deg^2 . The photometric data were unfiltered and calibrated to V-band magnitude, to a depth of ~ 20 mag.

2.3. Sample selection of Mg II-emitters

Previous observations of CL AGNs indicate that the so-called Mg II-emitters are likely to be the faint states of $H\beta$ CL AGNs (MacLeod et al. 2016; Yang et al. 2018; MacLeod et al. 2019). In order to search both Mg II and $H\beta$ CL AGNs, we define the Mg II-emitters as those with prominent broad Mg II but no broad $H\beta$ component ($FWHM_{H\beta} < 1000 \text{ km s}^{-1}$), similar to Roig et al. (2014). The advantage of this approach is able to discover both Mg II and $H\beta$ CL AGNs based on the multi-epoch spectra when AGNs turn off or on. Compared with the widely used variability-color selection

(MacLeod et al. 2016; Sheng et al. 2017; MacLeod et al. 2019; Yang et al. 2018), our method serves as a tailored approach for searching Mg II CL AGNs at low luminosity end, since all the Mg II-emitters are very faint (see below).

We start with all spectra (4.8 million) in SDSS DR14 database (Abolfathi et al. 2018). Followings are the selection criteria for Mg II-emitter candidates:

1. Redshift: $0.4 < z < 0.8$, $z_{\text{Warning}} = 0$
2. Class = “QSO” or “GALAXY”
3. Mg II flux > 0 , and ($FWHM_{H\beta} < 1000 \text{ km s}^{-1}$ or $H\beta$ flux < 0)
4. $SN_{\text{spe}} > 2$, $SN_{H\beta} > 2$ and $SN_{\text{MgII}} > 1$

To include the Mg II line, $H\beta$ - [O III] complex of AGNs, and simultaneously avoid the emission lines to be too close to the spectral edges resulting in low SNRs, Criteria 1 & 2 are applied. In addition, Criterion 3 ensures that the Mg II ($H\beta$) is emission line (narrow emission line or absorption line) based on the measurements from SDSS automatic pipeline (Bolton et al. 2012). As shown in left panel of Figure 1, the SNRs of continuum and lines (Criterion 4) are needed to ensure the spectral qualities of the candidates. We note that all these candidates are very faint with a typical flux density of $10^{-17} \text{ ergs cm}^{-2} \text{ s}^{-1} \text{ \AA}^{-1}$ at 3000\AA , thus the SNRs are lower than the typical values of ordinary quasars (e.g., $5 \sim 10$ in Shen et al. 2011). These four criteria yield ~ 16000 Mg II-emitter candidates.

Then we use PyQSOFit¹ (Guo et al. 2018; Shen et al. 2019) to perform the local fit for the Mg II region ($[2700, 2900]\text{\AA}$) with a power-law continuum, Iron template and up to three Gaussian profiles to extract the line properties. To exclude the potential Type II AGNs with narrow Mg II doublets and also alleviate the noise fitting, we select the candidates with

5. $2000 \text{ km s}^{-1} < FWHM_{\text{MgII}} < 20000 \text{ km s}^{-1}$ and $EW_{\text{MgII}} > 10\text{\AA}$.

This leaves ~ 800 objects (red and grey dots), shown in middle panel of Figure 1.

Next, we visually inspect each spectrum to confirm that the spectral fitting for Mg II line and the measurements of $H\beta$ line from SDSS automatic pipeline are reasonable. About half of ~ 800 objects, usually located in the lower right portion of FWHM-EW diagram, were excluded because of the extremely weak broad Mg II line

blending with the continuum, which can significantly affect the spectral decomposition. Another ~ 50 objects showing significant broad $H\beta$ components² are also excluded, which are usually with large EW_{MgII} located in the upper portion of the FWHM-EW diagram. This process leaves us a sample of 361 (with a detection rate of $\sim 0.02\%$ in ~ 2 million galaxies/quasars) unique Mg II-emitters³ including 52 objects with multi-epoch observations. Their spectra also usually show significant galactic features, e.g., strong absorption lines (e.g., Ca H+K), 4000 \AA break and weak power-law continuum.

Finally, we refit the brightest and faintest epochs of these 52 Mg II-emitters, and find 10 objects with significant Mg II variability ($> 3\sigma$) in the right panel of Figure 1. Rejected seven ordinary sources due to normal broad Mg II variation without CL behavior, it leaves three Mg II CL AGNs (see Figure 1, 2, 3 & Table 1), i.e., a detection rate of $\sim 0.001\%$ ($3/52 \times 0.02\%$) based on Mg II-emitters, which is consistent with that of $H\beta$ CL AGNs in Yang et al. (2018). We also discovered new $H\beta$ CL AGNs, which will be shown in a future paper.

3. RESULTS AND DISCUSSION

3.1. Discovery of the first Mg II CL AGN

Figure 2 shows an unambiguous turn-off Mg II CL AGN (J1525+2920) at $z = 0.449$. This object was first selected as a Mg II-emitter in the bright state by our work, which was targeted as a luminous red galaxy by SDSS. J1525+2920 shows a dramatic change in Mg II equivalent width (EW), i.e., $EW_{\text{Mg II}} = 110 \pm 26 \text{ \AA}$ to 0 (or $\Delta f_{\text{MgII}} = 103 \pm 25 \text{ erg cm}^{-2} \text{ s}^{-1}$ at 4σ level), with a factor of 2 continuum variation blueward of rest-frame 4000\AA , which rules out the dust reddening scenario for CL behavior as this model expects a constant line EW_{MgII} . Moreover, the accompanied disappearing of Helium and Iron lines at 3191 \AA and 3581 \AA , as typical features of CL AGNs and TDEs (Yan et al. 2019; Brown et al. 2016), further supports that this is a genuine Mg II CL event rather than a false alarm due to the calibration problem⁴. The self-consistence of two faint epochs⁵ also suggests that the SDSS flux calibration is robust for this

² For these sources, the SDSS automatic pipeline fitting results are biased; therefore, we refit their $H\beta$ -[O III] complex for further confirmation.

³ The Mg II-emitter catalog is available here: <https://github.com/legolason/MgII-emitter-catalog>. Through privately obtained Mg II-emitter catalog from Roig et al. (2014), we found that the overlaps between two catalog are less than 10% due to the different selection criteria.

⁴ We checked the quality of the plates are good, and other objects in these plates are normal.

⁵ See all spectra here: <http://skyserver.sdss.org/> with RA, DEC = (15:25:33.60, +29:20:12.12)

¹ A public python code for quasar spectral fitting, see <https://github.com/legolason/PyQSOFit>.

object. The residual spectrum (bright – faint) is well fitted by a power-law continuum $f_\lambda = \lambda^{-1.24 \pm 0.05}$, which may indicate a possible AGN origin of the varying component⁶. Its rest-frame transition timescale is less than 286 days, which is consistent with other normal H β CL AGNs (MacLeod et al. 2016; Yang et al. 2018).

By convolving with the SDSS filters, this source shows the variations in g - and r -band are 0.54 ± 0.02 mag and 0.1 ± 0.01 mag respectively, which would be missed by conventional variability selections (e.g., $\Delta g > 1$ mag, MacLeod et al. 2016; Rumbaugh et al. 2018).

The seasonally averaged CSS light curve in the upper panel of Figure 2, together with these r -band synthetic magnitudes obtained from three spectra and SDSS- r , indicates a weak variability ($\Delta V_{\max-\min} = 0.17 \pm 0.05$ mag) over 10 yrs. This strongly disfavors the TDE scenario, which typically exhibits a rapid raising phase with several magnitudes and a slow decay by $\sim t^{-5/3}$ within at most several years (Rees 1988; Evans & Kochanek 1989), as well as some temporal supernova-driven broad emission lines (Simmonds et al. 2016). The slight difference in the photometric systems of SDSS and CSS can be safely ignored for our purposes.

Given the $FWHM_{\text{MgII}} = 12700 \pm 300 \text{ km s}^{-1}$, we estimate the black hole mass of $M_{\text{BH}} = 10^{8.0 \pm 0.1} M_\odot$ (1σ statistical error) according to Shen et al. (2011), and hence the averaged Eddington ratio $\lambda_{\text{Edd}} = L_{\text{bol, (bright+faint)}/2} / L_{\text{Edd}} \sim 3.3 \times 10^{-3}$, where $L_{\text{Edd}} = 1.26 \times 10^{38} M_{\text{BH}} / M_\odot \text{ erg s}^{-1}$. Here we emphasize that the MgII line usually does not follow the breathing mode (Shen 2013; Yang et al. 2019), i.e., the line width may not change with continuum variation, and whether there is an intrinsic $R - L$ is still unclear. Thus the black hole mass based on MgII bears a larger uncertainty compared to H β .

3.2. Two turn-on MgII CL candidates

Figure 3 exhibits two tentative turn-on MgII CL AGNs, and both of their bright states are selected as MgII-emitters. Together with J1525+2920, we find that all three MgII transitions occurred when $f_{3000\text{\AA}}^\circ$ is below $10^{-17} \text{ ergs cm}^{-2} \text{ s}^{-1} \text{ \AA}^{-1}$ (or $L_{3000\text{\AA}}^\circ < 10^{43.5} \text{ erg s}^{-1}$), which is much fainter than normal H β CL AGNs (MacLeod et al. 2016; Yang et al. 2018).

J0948+0050. The MgII variability in this object is very significant with $\Delta f_{\text{MgII}} = 224 \pm 18 \text{ erg cm}^{-2} \text{ s}^{-1}$ ($> 5\sigma$). However, in the faint state, there is still a little remnant of the broad MgII. The light curve shows a

strong variability of ~ 1 mag over a timescale of ~ 10 yrs.

J2244+0043. The MgII variability in this object is relatively weak with $\Delta f_{\text{MgII}} = 73 \pm 23 \text{ erg cm}^{-2} \text{ s}^{-1}$ ($> 3\sigma$). The $EW_{\text{MgII}} = 18 \pm 7 \text{ \AA}$ is also small, which almost reaches the lower EW boundary of MgII-emitters in Figure 1. The residuals of bright and faint epochs show an insignificant broad H β line. The light curve indicates it varies ~ 0.5 mag over a timescale of ~ 10 yrs.

Due to the lack of obvious accompanied transitions (e.g., Iron and Helium lines) and verification from multi-epoch spectra, together with the concerns above, we classified them as tentative MgII CL AGNs. If they keep further brightening, we would expect the appearance of broad H β component.

3.3. A CL sequence

Recently, Guo et al. (2019) demonstrated that the dramatic changes in broad H α /H β emission in the observationally-rare CL quasars are fully consistent with their photoionization model, and the theoretical CL sequence predicted by their model provides natural explanations for the persistence of broad MgII in CL quasars defined on H α /H β and the rare population of broad MgII-emitters (see their Figure 8).

Here we recovered an observed CL sequence with real but three CL AGNs at different temporal evolution stages to confirm their prediction of the photoionization model. In Figure 4, two known multi-epoch H β CL AGNs (J141324.27+530526.9, grey lines, $z = 0.457$ in Dexter & Begelman (2019) and J022556.07+003026.7, green lines, $z = 0.504$ in MacLeod et al. (2016)), together with our MgII CL AGN (J1525+2920, red lines, $z = 0.449$), are selected to construct the observed CL sequence from bright, intermediate, to faint stages. The MgII lines are sharing a similar profile for the faintest epoch of intermediate H β CL AGN and the brightest epoch of the MgII CL AGN, as well as the MgII and Balmer lines in between the bright and intermediate CL AGNs. This allows temporal stages in three different CL AGNs, to link together to mimic the whole variability evolution in a CL object, compensating for the lack of multi-epoch spectroscopy across the full sequence in a single object. Although, the exact broad line width may be different or slightly affected by non-response effect in MgII (Guo et al. 2019), it would be trivial for demonstrating the concept of broad line disappearance.

As shown in Figure 4, when the broad Balmer lines almost disappear (e.g., become undetectable), the broad MgII emission is still substantial. When the continuum luminosity continues to drop, broad MgII eventually

⁶ The typical optical slope of AGN is $f_\lambda = \lambda^{-1.54 \pm 0.49}$, see Guo & Gu (2016) for details.

becomes too weak to be detectable. In this sequence, some faint epochs of the intermediate $H\beta$ CL AGN and brightest epoch of Mg II CL AGN are the so-called Mg II-emitters. Thus we speculate that the Mg II-emitter is more likely to be the transition quasar population where the quasar continuum and broad Balmer line flux had recently dropped by a large factor but the broad Mg II flux is still detectable on top of the stellar continuum. We also notice that the Mg II line always disappears later than $H\alpha$ since Mg II has both less variability and suffers less contamination from the host galaxy. All these features are consistent with the theoretical CL sequence predicated by the photoionization model in Guo et al. (2019).

4. CONCLUSION AND FUTURE WORK

We have presented a systematic study of the spectroscopic variability of a sample of Mg II-emitters using multi-epoch spectra from the SDSS DR14. We have discovered the first unambiguous case of a Mg II CL AGN which is turning off in rest-frame 286 days, as well as two candidate turn-on Mg II CL AGNs. Together with two previously known $H\beta$ CL AGNs, we have constructed a unification sequence that represents different temporal stages of CL AGNs incorporating both broad Balmer-line and broad Mg II CL AGNs. We conclude that this CL AGN unification sequence is best explained by the photoionization model suggested by Guo et al. (2019), which indicates that most CL AGNs can be explained by the photoionization model. In this AGN CL sequence unification picture, Mg II emitters (Roig et al. 2014) are naturally explained as an intermediate stage of CL AGNs rather than a new AGN population.

We have also assembled a sample of 361 unique Mg II-emitters including 52 objects with multi-epoch spectra. They are useful for future searches of Mg II CL AGNs with dedicated spectroscopic time-domain surveys (e.g., SDSS-V, Kollmeier et al. 2017; The MSE Science Team et al. 2019). With $\sim 6\%$ (3/52) Mg II CL AGNs in Mg II-emitters without accounting for selection incompleteness and selection biases, we would expect to discover about 20 Mg II CL AGNs assuming the full sample is monitored over a decade with an average cadence of \sim a year. A

significantly larger sample of CL AGNs will help put our results on firm statistical ground.

We thank Y. Shen for helpful discussions. M.Y.S. acknowledges the support from NSFC-11603022. M.Z.K. is supported by Astronomical Union Foundation under grant No. U1831126 and Natural Science Foundation of Hebei Province No. A2019205100.

Funding for the Sloan Digital Sky Survey IV has been provided by the Alfred P. Sloan Foundation, the U.S. Department of Energy Office of Science, and the Participating Institutions. SDSS-IV acknowledges support and resources from the Center for High-Performance Computing at the University of Utah. The SDSS web site is www.sdss.org.

SDSS-IV is managed by the Astrophysical Research Consortium for the Participating Institutions of the SDSS Collaboration including the Brazilian Participation Group, the Carnegie Institution for Science, Carnegie Mellon University, the Chilean Participation Group, the French Participation Group, Harvard-Smithsonian Center for Astrophysics, Instituto de Astrofísica de Canarias, The Johns Hopkins University, Kavli Institute for the Physics and Mathematics of the Universe (IPMU) / University of Tokyo, Lawrence Berkeley National Laboratory, Leibniz Institut für Astrophysik Potsdam (AIP), Max-Planck-Institut für Astronomie (MPIA Heidelberg), Max-Planck-Institut für Astrophysik (MPA Garching), Max-Planck-Institut für Extraterrestrische Physik (MPE), National Astronomical Observatories of China, New Mexico State University, New York University, University of Notre Dame, Observatório Nacional / MCTI, The Ohio State University, Pennsylvania State University, Shanghai Astronomical Observatory, United Kingdom Participation Group, Universidad Nacional Autónoma de México, University of Arizona, University of Colorado Boulder, University of Oxford, University of Portsmouth, University of Utah, University of Virginia, University of Washington, University of Wisconsin, Vanderbilt University, and Yale University.

The CSS survey is funded by the National Aeronautics and Space Administration under Grant No. NNG05GF22G issued through the Science Mission Directorate Near-Earth Objects Observations Program.

REFERENCES

- Abazajian, K. N., Adelman-McCarthy, J. K., Agüeros, M. A., et al. 2009, *ApJS*, 182, 543, doi: [10.1088/0067-0049/182/2/543](https://doi.org/10.1088/0067-0049/182/2/543)
- Abolfathi, B., Aguado, D. S., Aguilar, G., et al. 2018, *ApJS*, 235, 42, doi: [10.3847/1538-4365/aa9e8a](https://doi.org/10.3847/1538-4365/aa9e8a)
- Bolton, A. S., Schlegel, D. J., Aubourg, É., et al. 2012, *AJ*, 144, 144, doi: [10.1088/0004-6256/144/5/144](https://doi.org/10.1088/0004-6256/144/5/144)

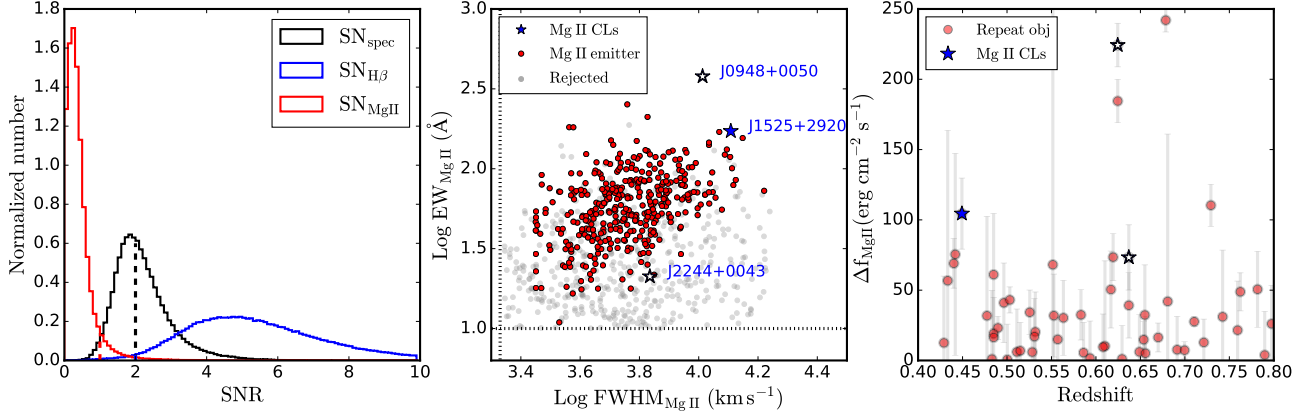


Figure 1. Left panel: distributions of the SNR for Mg II (red), H β (blue) and whole spectrum (black). About 16000 Mg II-emitter candidates with $SN_{MgII} > 1$ and both SN_{spec} and $SN_{H\beta} > 2$ are selected from the SNR cut. Middle panel: The FWHM-EW diagram of Mg II line. We compiled a sample of 361 Mg II-emitters (red dots) based on our criteria in §2.3. One unambiguous (filled blue star) and two tentative Mg II CL AGNs (empty blue stars) are marked. The grey dots are rejected candidates due to noise fitting or with significant broad H β component. Two black dotted lines are the lower limits of EW ($> 10 \text{ \AA}$) and FWHM ($> 2000 \text{ km s}^{-1}$) to exclude the potential Type II AGNs and reduce the contamination from noise fitting. Right panel: Mg II line variability as a function of redshift. We find three Mg II CL AGNs out of ten sources with significant Mg II variability ($> 3\sigma$) in 52 Mg II-emitters with repeat observations.

SDSS designation	Redshift	g band (mag)	$\log M_{BH}$ (M_{\odot})	λ_{Edd} (10^{-3})	Type	Plate	MJD	Fiber	State
(1)	(2)	(3)	(4)	(5)	(6)	(7)	(8)	(9)	(10)
J152533.60+292012.1	0.449	21.62 ± 0.11	8.0 ± 0.1	3.3	turn-off	3879	55244	103	bright
.....						3963	55659	731	faint
.....						4721	55709	723	faint
J094810.92+005057.8	0.624	21.59 ± 0.09	7.4 ± 0.1	16.2	turn-on	480	51989	99	faint
.....						3827	55565	699	bright
J224448.72+004347.1	0.637	21.10 ± 0.04	7.8 ± 0.2	3.7	turn-on	675	52590	489	faint
.....						4204	55470	982	bright

Table 1. Information for Mg II CL AGNs (hereafter J1525+2920, J0948+0050 and J2244+0043) from SDSS. Columns include the object name, redshift, g -band magnitude, Mg II-based black hole mass and 1σ statistical error, averaged Eddington ratio of bright and faint states, transition type, plate ID, MJD, fiber ID, and the luminosity state. Note that J0948+0050 was also collected in Mg II-emitter catalog of Roig et al. (2014).

Brown, J. S., Shappee, B. J., Holoiien, T. W. S., et al. 2016, MNRAS, 462, 3993, doi: [10.1093/mnras/stw1928](https://doi.org/10.1093/mnras/stw1928)
 Cackett, E. M., Gültekin, K., Bentz, M. C., et al. 2015, ApJ, 810, 86, doi: [10.1088/0004-637X/810/2/86](https://doi.org/10.1088/0004-637X/810/2/86)
 Clavel, J., Reichert, G. A., Alloin, D., et al. 1991, ApJ, 366, 64, doi: [10.1086/169540](https://doi.org/10.1086/169540)
 Dexter, J., & Begelman, M. C. 2019, MNRAS, 483, L17, doi: [10.1093/mnrasl/sly213](https://doi.org/10.1093/mnrasl/sly213)
 Drake, A. J., Djorgovski, S. G., Mahabal, A., et al. 2009, ApJ, 696, 870, doi: [10.1088/0004-637X/696/1/870](https://doi.org/10.1088/0004-637X/696/1/870)
 Evans, C. R., & Kochanek, C. S. 1989, ApJL, 346, L13, doi: [10.1086/185567](https://doi.org/10.1086/185567)
 Goad, M. R., O’Brien, P. T., & Gondhalekar, P. M. 1993, MNRAS, 263, 149, doi: [10.1093/mnras/263.1.149](https://doi.org/10.1093/mnras/263.1.149)

Goodrich, R. W. 1989, ApJ, 340, 190, doi: [10.1086/167384](https://doi.org/10.1086/167384)
 Guo, H., & Gu, M. 2016, ApJ, 822, 26, doi: [10.3847/0004-637X/822/1/26](https://doi.org/10.3847/0004-637X/822/1/26)
 Guo, H., Shen, Y., & Wang, S. 2018, PyQSOFit: Python code to fit the spectrum of quasars. <http://ascl.net/1809.008>
 Guo, H., Shen, Y., He, Z., et al. 2019, arXiv e-prints, arXiv:1907.06669. <https://arxiv.org/abs/1907.06669>
 Hutsemékers, D., Agís González, B., Sluse, D., Ramos Almeida, C., & Acosta Pulido, J. A. 2017, A&A, 604, L3, doi: [10.1051/0004-6361/201731397](https://doi.org/10.1051/0004-6361/201731397)
 Kollmeier, J. A., Zasowski, G., Rix, H.-W., et al. 2017, arXiv e-prints, arXiv:1711.03234. <https://arxiv.org/abs/1711.03234>

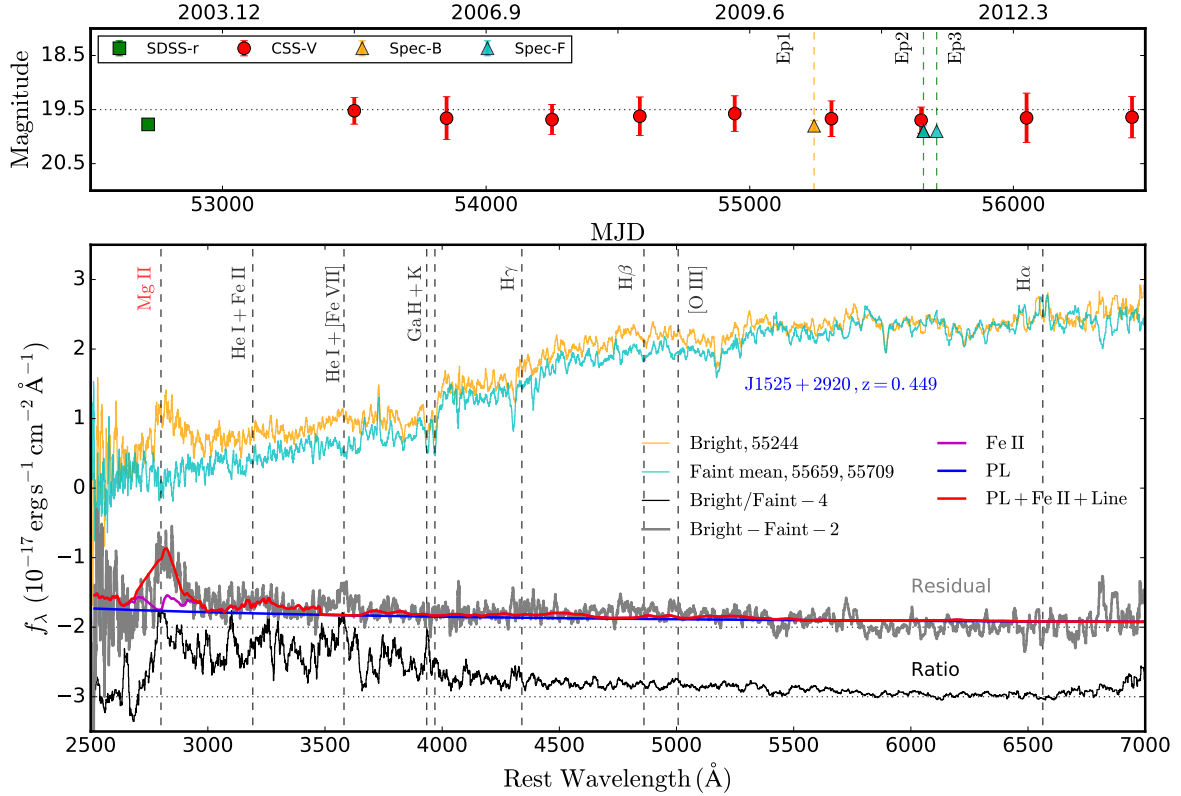


Figure 2. The unambiguous turn-off CL phenomenon of J1525+2920. The bottom panel shows the bright state (orange) and faint state (green, the mean of two faint epochs to improve the SNRs) with box-car smoothing of 10 pixels for clarity. The broad Mg II line disappears accompanied by Helium and Iron lines (3191 Å and 3581 Å) with fading continuum in 286 days in rest frame. The residuals (grey) are well fitted by a model (red) consisting of a power-law (blue), Iron template (magenta), and one Gaussian profile. The spectral ratio (black) of the bright and faint states shows that the relatively larger variability in the blueward. The dotted lines under the spectral ratio and the residuals are added to guide the eye, and the dashed lines mark the prominent lines in UV/optical bands. The top panel presents the seasonally averaged CSS light curve, together with photometries from three SDSS spectra and SDSS-*r*. Only little variations (0.17 ± 0.05 mag) can be detected on a timescale of ~ 10 yrs. The corresponding spectra are marked with dashed orange/green lines.

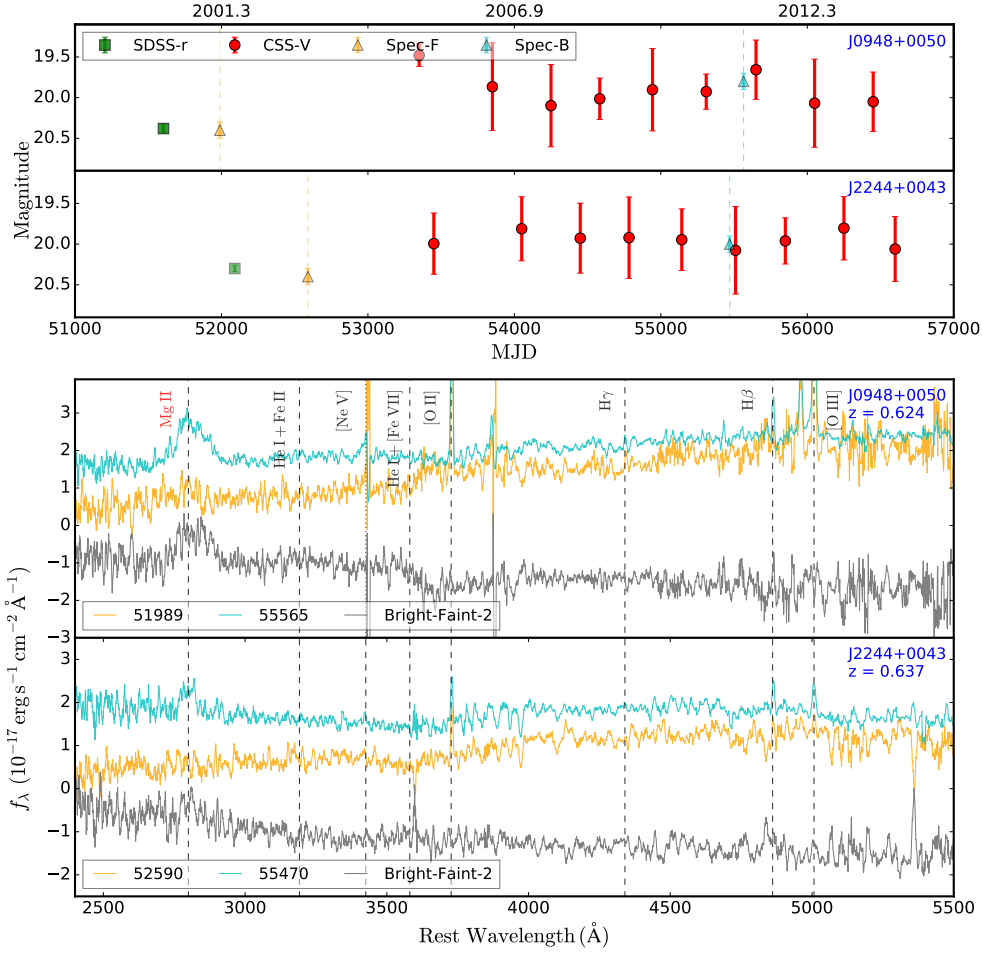


Figure 3. Two tentative turn-on Mg II CL AGNs. Bottom: Both bright states (green) are selected as Mg II emitters. With continuum turns on, J0948+0050 presents a strong broad Mg II within 2202 rest-frame days, while J2244+0043 shows a weak broad Mg II and disappearance of the absorption features of Balmer lines within 1759 rest-frame days. For clarity all the spectra are smoothed with a box-car of 10 pixels. Upper: The multi-survey light curves show the maximum variabilities of ~ 1 mag and ~ 0.5 mag for J0948+0050 and J2244+0043, respectively.

Korista, K. T., & Goad, M. R. 2000, *ApJ*, 536, 284,
doi: [10.1086/308930](https://doi.org/10.1086/308930)

LaMassa, S. M., Cales, S., Moran, E. C., et al. 2015, *ApJ*,
800, 144, doi: [10.1088/0004-637X/800/2/144](https://doi.org/10.1088/0004-637X/800/2/144)

MacLeod, C. L., Ross, N. P., Lawrence, A., et al. 2016,
MNRAS, 457, 389, doi: [10.1093/mnras/stv2997](https://doi.org/10.1093/mnras/stv2997)

MacLeod, C. L., Green, P. J., Anderson, S. F., et al. 2019,
ApJ, 874, 8, doi: [10.3847/1538-4357/ab05e2](https://doi.org/10.3847/1538-4357/ab05e2)

Merloni, A., Dwelly, T., Salvato, M., et al. 2015, *MNRAS*,
452, 69, doi: [10.1093/mnras/stv1095](https://doi.org/10.1093/mnras/stv1095)

Rees, M. J. 1988, *Nature*, 333, 523, doi: [10.1038/333523a0](https://doi.org/10.1038/333523a0)

Roig, B., Blanton, M. R., & Ross, N. P. 2014, *ApJ*, 781, 72,
doi: [10.1088/0004-637X/781/2/72](https://doi.org/10.1088/0004-637X/781/2/72)

Ross, N. P., Ford, K. E. S., Graham, M., et al. 2018,
MNRAS, 480, 4468, doi: [10.1093/mnras/sty2002](https://doi.org/10.1093/mnras/sty2002)

Ruan, J. J., Anderson, S. F., Eracleous, M., et al. 2019,
arXiv e-prints, arXiv:1903.02553.

<https://arxiv.org/abs/1903.02553>

Ruan, J. J., Anderson, S. F., Green, P. J., et al. 2016a,
ApJ, 825, 137, doi: [10.3847/0004-637X/825/2/137](https://doi.org/10.3847/0004-637X/825/2/137)

Ruan, J. J., Anderson, S. F., Cales, S. L., et al. 2016b, *ApJ*,
826, 188, doi: [10.3847/0004-637X/826/2/188](https://doi.org/10.3847/0004-637X/826/2/188)

Rumbaugh, N., Shen, Y., Morganson, E., et al. 2018, *ApJ*,
854, 160, doi: [10.3847/1538-4357/aaa9b6](https://doi.org/10.3847/1538-4357/aaa9b6)

Runco, J. N., Cosens, M., Bennert, V. N., et al. 2016, *ApJ*,
821, 33, doi: [10.3847/0004-637X/821/1/33](https://doi.org/10.3847/0004-637X/821/1/33)

Runnoe, J. C., Cales, S., Ruan, J. J., et al. 2016, *MNRAS*,
455, 1691, doi: [10.1093/mnras/stv2385](https://doi.org/10.1093/mnras/stv2385)

Shakura, N. I., & Sunyaev, R. A. 1973, *A&A*, 500, 33

Shen, Y. 2013, *Bulletin of the Astronomical Society of
India*, 41, 61. <https://arxiv.org/abs/1302.2643>

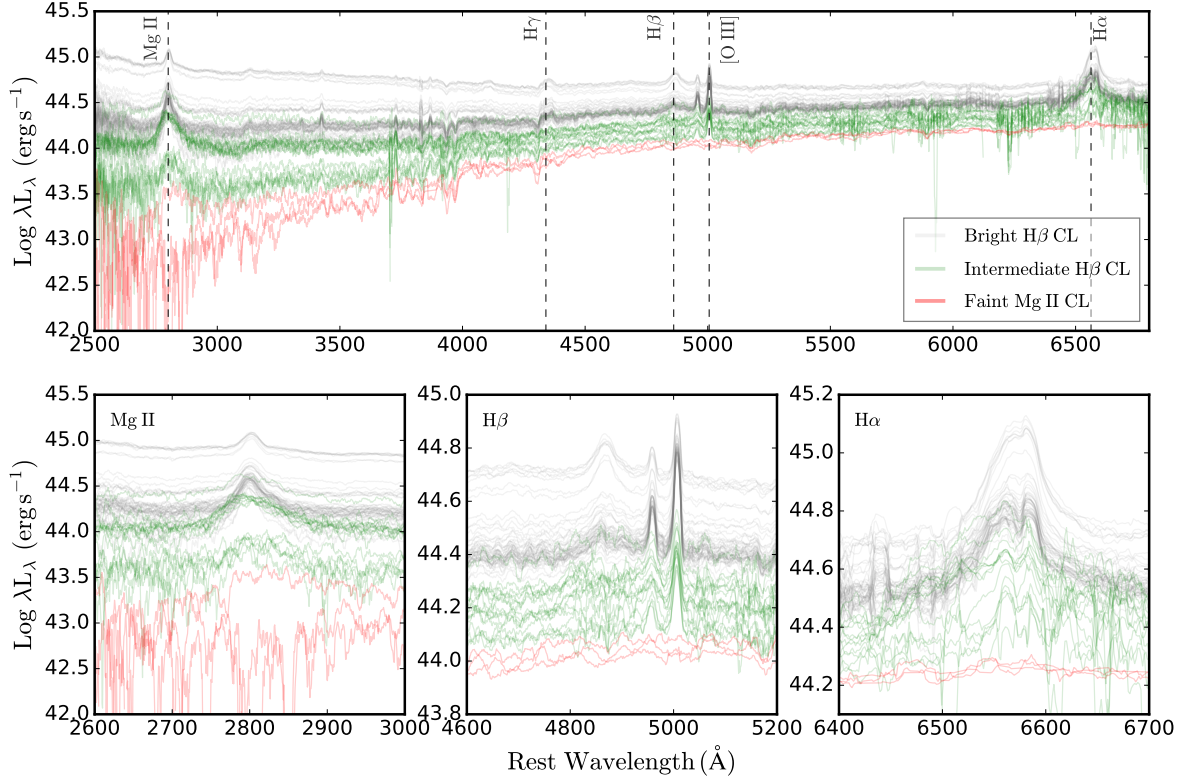


Figure 4. The CL sequence. This compilation, presented sequentially with continuum luminosity decreasing, provides a representation of how the quasar type, signalled by the varying strength of the different emission lines (i.e., Mg II and Balmer lines), may transition with luminosity. The sequence is constructed by three known CL objects from bright (SDSS J141324.27+530526.9, grey, $z = 0.457$ in [Dexter & Begelman \(2019\)](#)), intermediate (SDSS J022556.07+003026.7, green, $z = 0.504$, in [MacLeod et al. \(2016\)](#)), to faint states (J1525+2920, red, $z = 0.449$) at similar redshifts. All the multi-epoch spectra are obtained from SDSS database.

- Shen, Y., Richards, G. T., Strauss, M. A., et al. 2011, ApJS, 194, 45, doi: [10.1088/0067-0049/194/2/45](https://doi.org/10.1088/0067-0049/194/2/45)
- Shen, Y., Brandt, W. N., Dawson, K. S., et al. 2015, ApJS, 216, 4, doi: [10.1088/0067-0049/216/1/4](https://doi.org/10.1088/0067-0049/216/1/4)
- Shen, Y., Hall, P. B., Horne, K., et al. 2019, ApJS, 241, 34, doi: [10.3847/1538-4365/ab074f](https://doi.org/10.3847/1538-4365/ab074f)
- Sheng, Z., Wang, T., Jiang, N., et al. 2017, ApJL, 846, L7, doi: [10.3847/2041-8213/aa85de](https://doi.org/10.3847/2041-8213/aa85de)
- Simmonds, C., Bauer, F. E., Thuan, T. X., et al. 2016, A&A, 596, A64, doi: [10.1051/0004-6361/201629310](https://doi.org/10.1051/0004-6361/201629310)
- Sun, M., Trump, J. R., Shen, Y., et al. 2015, ApJ, 811, 42, doi: [10.1088/0004-637X/811/1/42](https://doi.org/10.1088/0004-637X/811/1/42)
- The MSE Science Team, Babusiaux, C., Bergemann, M., et al. 2019, arXiv e-prints 1904.04907. <https://arxiv.org/abs/1904.04907>
- Tran, H. D., Osterbrock, D. E., & Martel, A. 1992, AJ, 104, 2072, doi: [10.1086/116382](https://doi.org/10.1086/116382)
- Yan, L., Wang, T., Jiang, N., et al. 2019, ApJ, 874, 44, doi: [10.3847/1538-4357/ab074b](https://doi.org/10.3847/1538-4357/ab074b)
- Yang, Q., Wu, X.-B., Fan, X., et al. 2018, ApJ, 862, 109, doi: [10.3847/1538-4357/aaca3a](https://doi.org/10.3847/1538-4357/aaca3a)
- Yang, Q., Shen, Y., Chen, Y.-C., et al. 2019, arXiv e-prints, arXiv:1904.10912. <https://arxiv.org/abs/1904.10912>