

On the generalized method of lines applied to the time-independent incompressible Navier-Stokes system

Fabio Silva Botelho

Department of Mathematics

Federal University of Santa Catarina, UFSC

Florianópolis, SC - Brazil

Abstract

In the first part of this article, we obtain a linear system whose the solution solves the time-independent incompressible Navier-Stokes system for the special case in which the external forces vector is a gradient. In a second step we develop approximate solutions, also for the time independent incompressible Navier-Stokes system, through the generalized method of lines. We recall that for such a method, the domain of the partial differential equation in question is discretized in lines and the concerning solution is written on these lines as functions of the boundary conditions and boundary shape. Finally, we emphasize these last main results are established through applications of the Banach fixed point theorem.

1 Introduction

This article develops solutions for the time-independent incompressible Navier-Stokes system through the generalized method of lines. At this point we describe the system in question.

Consider $\Omega \subset \mathbb{R}^2$ an open, bounded and connected set, whose the regular (Lipschitzian) internal boundary is denoted by Γ_0 and the regular external one is denoted by Γ_1 . For a two-dimensional motion of a fluid on Ω , we denote by $u : \Omega \rightarrow \mathbb{R}$ the velocity field in the direction x of the Cartesian system (x, y) , by $v : \Omega \rightarrow \mathbb{R}$, the velocity field in the direction y and by $p : \Omega \rightarrow \mathbb{R}$, the pressure one. We define $P = p/\rho$, where ρ is the constant fluid density. Finally, ν denotes the viscosity coefficient and g denotes the gravity field. Under such notation and statements, the time-independent incompressible Navier-Stokes system of partial differential equations is expressed by,

$$\begin{cases} \nu \nabla^2 u - u \partial_x u - v \partial_y u - \partial_x P + g_x = 0, & \text{in } \Omega, \\ \nu \nabla^2 v - u \partial_x v - v \partial_y v - \partial_y P + g_y = 0, & \text{in } \Omega, \\ \partial_x u + \partial_y v = 0, & \text{in } \Omega, \end{cases} \quad (1)$$

$$\begin{cases} u = v = 0, & \text{on } \Gamma_0, \\ u = u_\infty, v = 0, P = P_\infty, & \text{on } \Gamma_1 \end{cases} \quad (2)$$

In principle we look for solutions $(u, v, P) \in W^{2,2}(\Omega) \times W^{2,2}(\Omega) \times W^{1,2}(\Omega)$ despite the fact that less regular solutions are also possible specially concerning the weak formulation. Details about such Sobolev spaces may be found in [1]. General results on finite differences and existence theory for similar systems may be found in [7] and [8], respectively.

2 On the solution of the time-independent incompressible Navier-Stokes system through an associated linear one

Through the next result we obtain a linear system whose the solution also solves the time-independent incompressible Navier-Stokes system for the special case in which the external forces vector is a gradient.

Similar results for the time-independent incompressible Euler and Navier-Stokes equations have been presented in [5] and [2, 3], respectively.

Indeed in the works [2, 3], we have indicated a solution of the Navier-Stokes given by $\mathbf{u} = (u, v)$ defined by

$$\begin{cases} u = \partial_x w_0 + \partial_x w_1, \\ v = \partial_y w_0 - \partial_y w_1, \end{cases} \quad (3)$$

where w_0, w_1 are solutions of the system

$$\begin{cases} \partial_{xy} w_1 = 0 & \text{in } \Omega, \\ \nabla^2 w_0 + \partial_{xx} w_1 - \partial_{yy} w_1 = 0, & \text{in } \Omega, \\ u = u_0, & \text{on } \Gamma, \\ v = v_0, & \text{on } \Gamma. \end{cases} \quad (4)$$

Thus, in such a sense, the next result complements this previous one, by introducing a new function w_2 in the solution expressions, which makes the concerning boundary conditions perfectly possible to be satisfied.

Theorem 2.1. *For $h = (\partial_x f, \partial_y f) \in C^1(\Omega; \mathbb{R}^2)$, consider the Navier-Stokes system similar as above indicated, that is,*

$$\begin{cases} \nu \nabla^2 u - u \partial_x u - v \partial_y u - \partial_x P + \partial_x f = 0, & \text{in } \Omega, \\ \nu \nabla^2 v - u \partial_x v - v \partial_y v - \partial_y P + \partial_y f = 0, & \text{in } \Omega, \\ \partial_x u + \partial_y v = 0, & \text{in } \Omega, \end{cases} \quad (5)$$

with the boundary conditions

$$\begin{cases} u = u_0, & \text{on } \Gamma \equiv \Gamma_0 \cup \Gamma_1 \\ v = v_0, & \text{on } \Gamma, \\ P = P_0, & \text{on } \Gamma_1. \end{cases} \quad (6)$$

A solution for such a Navier-Stokes system is given by $\mathbf{u} = (u, v)$ defined by

$$\begin{cases} u = \partial_x w_0 + \partial_x w_1 + \partial_y w_2, \\ v = \partial_y w_0 - \partial_y w_1 - \partial_x w_2, \end{cases} \quad (7)$$

where w_0, w_1, w_2 are solutions of the system

$$\begin{cases} \nabla^2 w_2 + 2\partial_{xy} w_1 = 0 & \text{in } \Omega, \\ \nabla^2 w_0 + \partial_{xx} w_1 - \partial_{yy} w_1 = 0, & \text{in } \Omega, \\ u = u_0, & \text{on } \Gamma, \\ v = v_0, & \text{on } \Gamma, \end{cases} \quad (8)$$

and P is a solution of the system indicated in the first two lines of (25) with boundary conditions indicated in the third line of (6).

Proof. For w_0, w_1, w_2 such that $\nabla^2 w_2 + 2\partial_{xy} w_1 = 0$ in Ω , u and v as indicated above and defining

$$h_1 = u\partial_x u + v\partial_y u,$$

$$h_2 = u\partial_x v + v\partial_y v$$

and $\varphi \equiv \nabla^2 w_2 + 2\partial_{xy} w_1 = 0$, we have (you may check it using the softwares MATHEMATICA or MAPLE)

$$\begin{aligned} & \frac{\partial h_1}{\partial y} - \frac{\partial h_2}{\partial x} \\ = & (-\partial_{yy} w_1 + \partial_{yy} w_0 - \partial_{xy} w_2)\varphi \\ & + (-\partial_y w_1 + \partial_y w_0 - \partial_x w_2)\partial_y \varphi \\ & + (\partial_{xy} w_2 + \partial_{xx} w_1 + \partial_{xx} w_0)\varphi \\ & + (\partial_y w_2 + \partial_x w_1 + \partial_x w_0)\partial_x \varphi \\ = & 0, \text{ in } \Omega. \end{aligned} \quad (9)$$

Moreover, since $\varphi = \nabla^2 w_2 + 2\partial_{xy} w_1 = 0$ in Ω , we get

$$\begin{aligned} & \nu(\partial_y \nabla^2 u - \partial_x \nabla^2 v) + \partial_y(\partial_x f) - \partial_x(\partial_y f) \\ = & \nu(2\partial_{xy}(\nabla^2 w_1) + \nabla^4 w_2) + \partial_y(\partial_x f) - \partial_x(\partial_y f) \\ = & \nu \nabla^2 \varphi + \partial_{yx} f - \partial_{xy} f \\ = & 0, \text{ in } \Omega. \end{aligned} \quad (10)$$

Summarizing, we have obtained

$$\begin{aligned} & \partial_y (\nu \nabla^2 u - u\partial_x u - v\partial_y u + \partial_x f) \\ = & \partial_x (\nu \nabla^2 v - u\partial_x v - v\partial_y v + \partial_y f). \end{aligned} \quad (11)$$

Also, the equation

$$\nabla^2 w_0 + \partial_{xx} w_1 - \partial_{yy} w_1 = 0, \text{ in } \Omega$$

stands for

$$\partial_x u + \partial_y v = 0, \text{ in } \Omega.$$

From these last results we may obtain P which satisfies the concerning boundary condition such that

$$\begin{cases} \nu \nabla^2 u - u \partial_x u - v \partial_y u - \partial_x P + \partial_x f = 0, & \text{in } \Omega, \\ \nu \nabla^2 v - u \partial_x v - v \partial_y v - \partial_y P + \partial_y f = 0, & \text{in } \Omega, \\ \partial_x u + \partial_y v = 0, & \text{in } \Omega, \end{cases} \quad (12)$$

This completes the proof. \square

3 The generalized method of lines for the Navier-Stokes system

In this section we develop the solution for the Navier-Stokes system through the generalized method of lines, which was originally introduced in [2], with further developments in [4, 5]. We consider the boundary conditions

$$u = u_0(x), \quad v = v_0(x), \quad P = P_0(x) \text{ on } \partial\Omega_0,$$

$$u = 0, \quad v = 0, \quad P = P_f(x) \text{ on } \partial\Omega_1,$$

where

$$\Omega = \{(r, \theta) : | r(\theta) \leq r \leq 2r(\theta)\}$$

and where $r(\theta)$ is a positive, smooth and periodic function with period 2π ,

$$\partial\Omega = \partial\Omega_0 \cup \partial\Omega_1,$$

$$\partial\Omega_0 = \{(r(\theta), \theta) \in \mathbb{R}^2 : 0 \leq \theta \leq 2\pi\}$$

and

$$\partial\Omega_1 = \{(2r(\theta), \theta) \in \mathbb{R}^2 : 0 \leq \theta \leq 2\pi\}.$$

For $\nu = 1$, neglecting the gravity effects, the corresponding Navier-Stokes homogeneous system, in function of the variables (t, θ) where $t = r/r(\theta)$, is given by

$$L(u) - u d_1(u) - v d_2(u) - d_1(P) = 0, \quad (13)$$

$$L(v) - u d_1(v) - v d_2(v) - d_2(P) = 0, \quad (14)$$

$$d_1(u) + d_2(v) = 0, \quad (15)$$

where generically

$$L(u) = \nabla^2 u,$$

$$d_1(u) = \partial_x u,$$

and

$$d_2(u) = \partial_y u$$

will be specified in the next lines, in function of (t, θ) .

Firstly, L is such that

$$\begin{aligned} L(u) \left(\frac{r(\theta)^2}{f_0(\theta)} \right) &= \frac{\partial^2 u}{\partial t^2} + \frac{1}{t} f_2(\theta) \frac{\partial u}{\partial t} \\ &+ \frac{1}{t} f_3(\theta) \frac{\partial^2 u}{\partial \theta \partial t} + \frac{f_4(\theta)}{t^2} \frac{\partial^2 u}{\partial \theta^2}, \end{aligned} \quad (16)$$

in Ω . Here $f_0(\theta), f_2(\theta), f_3(\theta)$ and $f_4(\theta)$ are known functions.

More specifically, denoting

$$f_1(\theta) = \frac{-r'(\theta)}{r(\theta)},$$

we have:

$$\begin{aligned} f_0(\theta) &= 1 + f_1(\theta)^2, \\ f_2(\theta) &= 1 + \frac{f_1'(\theta)}{1 + f_1(\theta)^2}, \\ f_3(\theta) &= \frac{2f_1(\theta)}{1 + f_1(\theta)^2}, \end{aligned}$$

and

$$f_4(\theta) = \frac{1}{1 + f_1(\theta)^2}.$$

Also d_1 and d_2 are expressed by

$$\begin{aligned} d_1 u &= \hat{f}_5(\theta) \frac{\partial u}{\partial t} + (\hat{f}_6(\theta)/t) \frac{\partial u}{\partial \theta}, \\ d_2 u &= \hat{f}_7(\theta) \frac{\partial u}{\partial t} + (\hat{f}_8(\theta)/t) \frac{\partial u}{\partial \theta}. \end{aligned}$$

Where

$$\begin{aligned} \hat{f}_5(\theta) &= \cos(\theta)/r(\theta) + \sin(\theta)r'(\theta)/r^2(\theta), \\ \hat{f}_6(\theta) &= -\sin(\theta)/r(\theta), \\ \hat{f}_7(\theta) &= \sin(\theta)/r(\theta) - \cos(\theta)r'(\theta)/r^2(\theta), \\ \hat{f}_8(\theta) &= \cos(\theta)/r(\theta). \end{aligned}$$

We also define

$$\begin{aligned} h_3(\theta) &= \frac{f_0(\theta)}{r(\theta)^2}, \\ f_5(\theta) &= \left(\frac{r(\theta)^2}{f_0(\theta)} \right) \hat{f}_5(\theta), \\ f_6(\theta) &= \left(\frac{r(\theta)^2}{f_0(\theta)} \right) \hat{f}_6(\theta), \end{aligned}$$

$$f_7(\theta) = \left(\frac{r(\theta)^2}{f_0(\theta)} \right) \hat{f}_7(\theta),$$

and

$$f_8(\theta) = \left(\frac{r(\theta)^2}{f_0(\theta)} \right) \hat{f}_8(\theta),$$

Observe that $t \in [1, 2]$ in Ω .

From equations (13) and (14) we may write

$$\begin{aligned} & d_1(L(u) - ud_1(u) - vd_2(u) - d_1(P)) \\ & + d_2(L(v) - ud_1(v) - vd_2(v) - d_2(P)) = 0, \end{aligned} \quad (17)$$

From (15) we have

$$d_1[L(u)] + d_2[L(v)] = L(d_1(u) + d_2(v)) = 0,$$

and considering that

$$d_1(d_1(P)) + d_2(d_2(P)) = L(P),$$

from (17) we have

$$L(P) + d_1(u)^2 + d_2(v)^2 + 2d_2(u)d_1(v) = 0, \text{ in } \Omega.$$

Hence, in fact we solve the approximate system (this indeed is not exactly the Navier-Stokes one):

$$L(u) - ud_1(u) - vd_2(u) - d_1(P) = 0, \quad (18)$$

$$L(v) - ud_1(v) - vd_2(v) - d_2(P) = 0, \quad (19)$$

$$L(P) + d_1(u)^2 + d_2(v)^2 + 2d_2(u)d_1(v) = 0, \text{ in } \Omega. \quad (20)$$

Remark 3.1. *Who taught me how to obtain this last approximate system was Professor Alvaro de Bortoli of Federal University of Rio Grande do Sul, UFRGS, Porto Alegre, RS- Brazil.*

At this point, discretizing only in t (in N lines), defining $d = 1/N$ and $t_n = 1 + nd$, $\forall n \in \{1, \dots, N-1\}$, we represent such a concerning system in partial finite differences.

Denoting

$$\hat{d}_1(u_n, u_{n-1}) = f_5(x) \frac{(u_n - u_{n-1})}{d} + \frac{f_6(x)}{t_n} \frac{\partial u_n}{\partial x},$$

and

$$\hat{d}_2(u_n, u_{n-1}) = f_7(x) \frac{(u_n - u_{n-1})}{d} + \frac{f_8(x)}{t_n} \frac{\partial u_n}{\partial x},$$

where x stands for θ , in partial finite differences, equation (18) stands for

$$\begin{aligned} & \frac{u_{n+1} - 2u_n + u_{n-1}}{d^2} + \frac{f_2(x)}{t_n} \frac{u_n - u_{n-1}}{d} \\ & + \frac{f_3(x)}{t_n} \frac{\partial}{\partial x} \left(\frac{u_n - u_{n-1}}{d} \right) + \frac{f_4(x)}{t_n^2} \frac{\partial^2 u_n}{\partial x^2} \\ & - u_n \hat{d}_1(u_n, u_{n-1}) - v_n \hat{d}_2(u_n, u_{n-1}) - \hat{d}_1(P_n, P_{n-1}) = 0. \end{aligned} \quad (21)$$

Hence, denoting $\mathbf{u} = (u, v, P)$, we have

$$u_n = (T_1)_n(\mathbf{u}_{n+1}, \mathbf{u}_n, \mathbf{u}_{n-1}),$$

where

$$\begin{aligned}
& (T_1)_n(\mathbf{u}_{n+1}, \mathbf{u}_n, \mathbf{u}_{n-1}) \\
= & \left(u_{n+1} + u_n + u_{n-1} + \frac{f_2(x)}{t_n}(u_n - u_{n-1})d \right. \\
& + \frac{f_3(x)}{t_n} \frac{\partial}{\partial x}(u_n - u_{n-1})d + \frac{f_4(x)}{t_n^2} \frac{\partial^2 u_n}{\partial^2 x} d^2 \\
& \left. - u_n \hat{d}_1(u_n, u_{n-1})d^2 - v_n \hat{d}_2(u_n, u_{n-1})d^2 - \hat{d}_1(P_n, P_{n-1})d^2 \right) / 3.0.
\end{aligned}$$

Similarly, equation (19) stands for

$$\begin{aligned}
& \frac{v_{n+1} - 2v_n + v_{n-1}}{d^2} + \frac{f_2(x)}{t_n} \frac{v_n - v_{n-1}}{d} \\
& + \frac{f_3(x)}{t_n} \frac{\partial}{\partial x} \left(\frac{v_n - v_{n-1}}{d} \right) + \frac{f_4(x)}{t_n^2} \frac{\partial^2 v_n}{\partial x^2} \\
& - u_n \hat{d}_1(v_n, v_{n-1}) - v_n \hat{d}_2(v_n, v_{n-1}) - \hat{d}_2(P_n, P_{n-1}) = 0.
\end{aligned} \tag{22}$$

Hence

$$v_n = (T_2)_n(\mathbf{u}_{n+1}, \mathbf{u}_n, \mathbf{u}_{n-1}),$$

where

$$\begin{aligned}
& (T_2)_n(\mathbf{u}_{n+1}, \mathbf{u}_n, \mathbf{u}_{n-1}) \\
= & \left(v_{n+1} + v_n + v_{n-1} + \frac{f_2(x)}{t_n}(v_n - v_{n-1})d \right. \\
& + \frac{f_3(x)}{t_n} \frac{\partial}{\partial x}(v_n - v_{n-1})d + \frac{f_4(x)}{t_n^2} \frac{\partial^2 v_n}{\partial x^2} d^2 \\
& \left. - u_n \hat{d}_1(v_n, v_{n-1})d^2 - v_n \hat{d}_2(v_n, v_{n-1})d^2 - \hat{d}_2(P_n, P_{n-1})d^2 \right) / 3.0.
\end{aligned}$$

Finally, (20) stands for

$$\begin{aligned}
& \frac{P_{n+1} - 2P_n + P_{n-1}}{d^2} + \frac{f_2(x)}{t_n} \frac{P_n - P_{n-1}}{d} \\
& + \frac{f_3(x)}{t_n} \frac{\partial}{\partial x} \left(\frac{P_n - P_{n-1}}{d} \right) + \frac{f_4(x)}{t_n^2} \frac{\partial^2 P_n}{\partial x^2} \\
& + h_3(x) \left(\hat{d}_1(u_n, u_{n-1})^2 + \hat{d}_2(v_n, v_{n-1})^2 + 2\hat{d}_2(u_n, u_{n-1})\hat{d}_1(v, v_{n-1}) \right) = 0.
\end{aligned} \tag{23}$$

Hence

$$P_n = (T_3)_n(\mathbf{u}_{n+1}, \mathbf{u}_n, \mathbf{u}_{n-1}),$$

where

$$\begin{aligned}
& (T_3)_n(\mathbf{u}_{n+1}, \mathbf{u}_n, \mathbf{u}_{n-1}) \\
= & \left(P_{n+1} + P_n + P_{n-1} + \frac{f_2(x)}{t_n}(P_n - P_{n-1})d \right. \\
& + \frac{f_3(x)}{t_n} \frac{\partial}{\partial x}(P_n - P_{n-1})d + \frac{f_4(x)}{t_n^2} \frac{\partial^2 P_n}{\partial x^2} d^2 \\
& \left. + h_3(x) \left(\hat{d}_1(u_n, u_{n-1})^2 d^2 + \hat{d}_2(v_n, v_{n-1})^2 d^2 + 2\hat{d}_2(u_n, u_{n-1})\hat{d}_1(v, v_{n-1})d^2 \right) \right) / 3.0.
\end{aligned}$$

Summarizing, we may write

$$\mathbf{u}_n = \hat{T}_n(\mathbf{u}_{n+1}, \mathbf{u}_n, \mathbf{u}_{n-1}),$$

where

$$\begin{aligned} & \hat{T}_n(\mathbf{u}_{n+1}, \mathbf{u}_n, \mathbf{u}_{n-1}) \\ = & ((T_1)_n(\mathbf{u}_{n+1}, \mathbf{u}_n, \mathbf{u}_{n-1}), (T_2)_n(\mathbf{u}_{n+1}, \mathbf{u}_n, \mathbf{u}_{n-1}), (T_3)_n(\mathbf{u}_{n+1}, \mathbf{u}_n, \mathbf{u}_{n-1})), \end{aligned} \quad (24)$$

$\forall n \in \{1, \dots, N-1\}$.

Therefore, for $n = 1$ we obtain

$$\mathbf{u}_1 = \hat{T}_1(\mathbf{u}_2, \mathbf{u}_1, \mathbf{u}_0).$$

We solve such an equation through the Banach fixed point theorem.

1. First set

$$(\mathbf{u}_1)^1 = \mathbf{u}_2.$$

2. In a second step, define $\{\mathbf{u}_1^k\}$ such that

$$\mathbf{u}_1^{k+1} = \hat{T}_1(\mathbf{u}_2, \mathbf{u}_1^k, \mathbf{u}_0), \quad \forall k \in \mathbb{N}.$$

3. Finally obtain

$$\mathbf{u}_1 = \lim_{k \rightarrow \infty} \mathbf{u}_1^k \equiv F_1(\mathbf{u}_2, \mathbf{u}_0).$$

Now, reasoning inductively, having

$$\mathbf{u}_{n-1} = F_{n-1}(\mathbf{u}_n, \mathbf{u}_0),$$

we obtain \mathbf{u}_n as indicated in the next lines.

1. First set

$$(\mathbf{u}_n)^1 = \mathbf{u}_{n+1}.$$

2. In a second step, define $\{\mathbf{u}_n^k\}$ such that

$$\mathbf{u}_n^{k+1} = \hat{T}_n(\mathbf{u}_{n+1}, \mathbf{u}_n^k, \mathbf{u}_0), \quad \forall k \in \mathbb{N}.$$

3. Finally obtain

$$\mathbf{u}_n = \lim_{k \rightarrow \infty} \mathbf{u}_n^k \equiv F_n(\mathbf{u}_{n+1}, \mathbf{u}_0).$$

Thus, reasoning inductively we have obtained

$$\mathbf{u}_n = F_n(\mathbf{u}_{n+1}, \mathbf{u}_0), \quad \forall n \in \{1, \dots, N-1\}.$$

In particular, for $n = N-1$, we have $\mathbf{u}_N = \mathbf{u}_f = (u_f, v_f, P_f)$.

Therefore

$$\mathbf{u}_{N-1} = F_{N-1}(\mathbf{u}_N, \mathbf{u}_0) \equiv H_{N-1}(\mathbf{u}_f, \mathbf{u}_0).$$

From this we obtain

$$\mathbf{u}_{N-2} = F_{N-2}(\mathbf{u}_{N-1}, \mathbf{u}_0) \equiv H_{N-2}(\mathbf{u}_f, \mathbf{u}_0),$$

and so on, up to finding

$$\mathbf{u}_1 = F_1(\mathbf{u}_2, \mathbf{u}_0) \equiv H_1(\mathbf{u}_f, \mathbf{u}_0).$$

The problem is then solved.

With such results in mind, with a software similar to those presented in [6], truncating the concerning series solutions for terms of order up to d^2 (in d), for the field of velocity u we have obtained the following expressions for the lines (here x stands for θ):

Line 1

$$\begin{aligned} u_1(x) = & -0.045f_5(x)P_f(x) + 0.045f_5(x)P_0(x) \\ & + 0.899u_0(x) - 0.034f_2(x)u_0(x) + 0.029f_5(x)u_0(x)^2 \\ & + 0.029f_7(x)u_0(x)v_0(x) - 0.011f_6(x)P'_f \\ & - 0.022f_6(x)P'_0(x) - 0.034f_3(x)u'_0(x) \\ & - 0.016f_6(x)u_0(x)u'_0(x) - 0.016f_8(x)v_0(x)u'_0(x) \\ & + 0.018f_4(x)u''_0(x) \end{aligned}$$

Line 2

$$\begin{aligned} u_2(x) = & -0.081f_5(x)P_f(x) + 0.081f_5(x)P_0(x) \\ & + 0.799u_0(x) - 0.034f_2(x)u_0(x) + 0.059f_5(x)u_0(x)^2 \\ & + 0.048f_7(x)u_0(x)v_0(x) - 0.022f_6(x)P'_f \\ & - 0.036f_6(x)P'_0(x) - 0.059f_3(x)u'_0(x) \\ & - 0.025f_6(x)u_0(x)u'_0(x) - 0.025f_8(x)v_0(x)u'_0(x) \\ & + 0.028f_4(x)u''_0(x) \end{aligned}$$

Line 3

$$\begin{aligned} u_3(x) = & -0.106f_5(x)P_f(x) + 0.106f_5(x)P_0(x) \\ & + 0.698u_0(x) - 0.075f_2(x)u_0(x) + 0.060f_5(x)u_0(x)^2 \\ & + 0.060f_7(x)u_0(x)v_0(x) - 0.031f_6(x)P'_f \\ & - 0.044f_6(x)P'_0(x) - 0.075f_3(x)u'_0(x) \\ & - 0.029f_6(x)u_0(x)u'_0(x) - 0.029f_8(x)v_0(x)u'_0(x) \\ & + 0.033f_4(x)u''_0(x) \end{aligned}$$

Line 4

$$\begin{aligned}u_4(x) = & -0.121f_5(x)P_f(x) + 0.121f_5(x)P_0(x) \\& +0.597u_0(x) - 0.084f_2(x)u_0(x) + 0.064f_5(x)u_0(x)^2 \\& +0.064f_7(x)u_0(x)v_0(x) - 0.037f_6(x)P'_f \\& -0.046f_6(x)P'_0(x) - 0.084f_3(x)u'_0(x) \\& -0.029f_6(x)u_0(x)u'_0(x) - 0.029f_8(x)v_0(x)u'_0(x) \\& +0.034f_4(x)u''_0(x)\end{aligned}$$

Line 5

$$\begin{aligned}u_5(x) = & -0.126f_5(x)P_f(x) + 0.126f_5(x)P_0(x) \\& +0.497u_0(x) - 0.086f_2(x)u_0(x) + 0.062f_5(x)u_0(x)^2 \\& +0.062f_7(x)u_0(x)v_0(x) - 0.041f_6(x)P'_f \\& -0.044f_6(x)P'_0(x) - 0.086f_3(x)u'_0(x) \\& -0.026f_6(x)u_0(x)u'_0(x) - 0.026f_8(x)v_0(x)u'_0(x) \\& +0.032f_4(x)u''_0(x)\end{aligned}$$

Line 6

$$\begin{aligned}u_6(x) = & -0.121f_5(x)P_f(x) + 0.121f_5(x)P_0(x) \\& +0.397u_0(x) - 0.080f_2(x)u_0(x) + 0.056f_5(x)u_0(x)^2 \\& +0.056f_7(x)u_0(x)v_0(x) - 0.041f_6(x)P'_f \\& -0.031f_6(x)P'_0(x) - 0.069f_3(x)u'_0(x) \\& -0.017f_6(x)u_0(x)u'_0(x) - 0.017f_8(x)v_0(x)u'_0(x) \\& +0.022f_4(x)u''_0(x)\end{aligned}$$

Line 7

$$\begin{aligned}u_7(x) = & -0.105f_5(x)P_f(x) + 0.105f_5(x)P_0(x) \\& +0.297u_0(x) - 0.069f_2(x)u_0(x) + 0.045f_5(x)u_0(x)^2 \\& +0.045f_7(x)u_0(x)v_0(x) - 0.037f_6(x)P'_f \\& -0.031f_6(x)P'_0(x) - 0.069f_3(x)u'_0(x) \\& -0.017f_6(x)u_0(x)u'_0(x) - 0.017f_8(x)v_0(x)u'_0(x) \\& +0.022f_4(x)u''_0(x)\end{aligned}$$

Line 8

$$\begin{aligned}
u_8(x) = & -0.080f_5(x)P_f(x) + 0.080f_5(x)P_0(x) \\
& +0.198u_0(x) - 0.051f_2(x)u_0(x) + 0.032f_5(x)u_0(x)^2 \\
& +0.032f_7(x)u_0(x)v_0(x) - 0.029f_6(x)P'_f \\
& -0.021f_6(x)P'_0(x) - 0.051f_3(x)u'_0(x) \\
& -0.011f_6(x)u_0(x)u'_0(x) - 0.011f_8(x)v_0(x)u'_0(x) \\
& +0.015f_4(x)u''_0(x)
\end{aligned}$$

Line 9

$$\begin{aligned}
u_9(x) = & -0.045f_5(x)P_f(x) + 0.045f_5(x)P_0(x) \\
& +0.099u_0(x) - 0.028f_2(x)u_0(x) + 0.016f_5(x)u_0(x)^2 \\
& +0.016f_7(x)u_0(x)v_0(x) - 0.017f_6(x)P'_f \\
& -0.022f_6(x)P'_0(x) - 0.012f_3(x)u'_0(x) \\
& -0.006f_6(x)u_0(x)u'_0(x) - 0.006f_8(x)v_0(x)u'_0(x) \\
& +0.008f_4(x)u''_0(x)
\end{aligned}$$

For the field of velocity v , we have obtained the following expressions for the lines:

Line 1

$$\begin{aligned}
v_1(x) = & -0.045f_7(x)P_f(x) + 0.045f_7(x)P_0(x) \\
& +0.899v_0(x) - 0.034f_2(x)v_0(x) + 0.029f_5(x)u_0(x)v_0(x) \\
& +0.029f_7(x)v_0(x)^2 - 0.011f_8(x)P'_f(x) \\
& -0.022f_8(x)P'_0(x) - 0.034f_3(x)v'_0(x) \\
& -0.016f_6(x)u_0(x)v'_0(x) - 0.016f_8(x)v_0(x)v'_0(x) \\
& +0.018f_4(x)v''_0(x)
\end{aligned}$$

Line 2

$$\begin{aligned}
v_2(x) = & -0.081f_7(x)P_f(x) + 0.081f_7(x)P_0(x) \\
& +0.799v_0(x) - 0.059f_2(x)v_0(x) + 0.048f_5(x)u_0(x)v_0(x) \\
& +0.048f_7(x)v_0(x)^2 - 0.022f_8(x)P'_f(x) \\
& -0.036f_8(x)P'_0(x) - 0.059f_3(x)v'_0(x) \\
& -0.025f_6(x)u_0(x)v'_0(x) - 0.025f_8(x)v_0(x)v'_0(x) \\
& +0.028f_4(x)v''_0(x)
\end{aligned}$$

Line 3

$$\begin{aligned} v_3(x) = & -0.106f_7(x)P_f(x) + 0.106f_7(x)P_0(x) \\ & + 0.698v_0(x) - 0.075f_2(x)v_0(x) + 0.060f_5(x)u_0(x)v_0(x) \\ & + 0.060f_7(x)v_0(x)^2 - 0.031f_8(x)P'_f(x) \\ & - 0.044f_8(x)P'_0(x) - 0.075f_3(x)v'_0(x) \\ & - 0.029f_6(x)u_0(x)v'_0(x) - 0.029f_8(x)v_0(x)v'_0(x) \\ & + 0.033f_4(x)v''_0(x) \end{aligned}$$

Line 4

$$\begin{aligned} v_4(x) = & -0.121f_7(x)P_f(x) + 0.121f_7(x)P_0(x) \\ & + 0.597v_0(x) - 0.084f_2(x)v_0(x) + 0.064f_5(x)u_0(x)v_0(x) \\ & + 0.064f_7(x)v_0(x)^2 - 0.037f_8(x)P'_f(x) \\ & - 0.046f_8(x)P'_0(x) - 0.084f_3(x)v'_0(x) \\ & - 0.029f_6(x)u_0(x)v'_0(x) - 0.029f_8(x)v_0(x)v'_0(x) \\ & + 0.034f_4(x)v''_0(x) \end{aligned}$$

Line 5

$$\begin{aligned} v_5(x) = & -0.126f_7(x)P_f(x) + 0.126f_7(x)P_0(x) \\ & + 0.497v_0(x) - 0.086f_2(x)v_0(x) + 0.062f_5(x)u_0(x)v_0(x) \\ & + 0.062f_7(x)v_0(x)^2 - 0.041f_8(x)P'_f(x) \\ & - 0.044f_8(x)P'_0(x) - 0.086f_3(x)v'_0(x) \\ & - 0.026f_6(x)u_0(x)v'_0(x) - 0.026f_8(x)v_0(x)v'_0(x) \\ & + 0.032f_4(x)v''_0(x) \end{aligned}$$

Line 6

$$\begin{aligned} v_6(x) = & -0.121f_7(x)P_f(x) + 0.121f_7(x)P_0(x) \\ & + 0.397v_0(x) - 0.080f_2(x)v_0(x) + 0.056f_5(x)u_0(x)v_0(x) \\ & + 0.056f_7(x)v_0(x)^2 - 0.022f_8(x)P'_f(x) \\ & - 0.041f_8(x)P'_0(x) - 0.080f_3(x)v'_0(x) \\ & - 0.022f_6(x)u_0(x)v'_0(x) - 0.022f_8(x)v_0(x)v'_0(x) \\ & + 0.028f_4(x)v''_0(x) \end{aligned}$$

Line 7

$$\begin{aligned} v_7(x) = & -0.105f_7(x)P_f(x) + 0.105f_7(x)P_0(x) \\ & + 0.297v_0(x) - 0.069f_2(x)v_0(x) + 0.045f_5(x)u_0(x)v_0(x) \\ & + 0.045f_7(x)v_0(x)^2 - 0.037f_8(x)P'_f(x) \\ & - 0.031f_8(x)P'_0(x) - 0.069f_3(x)v'_0(x) \\ & - 0.017f_6(x)u_0(x)v'_0(x) - 0.017f_8(x)v_0(x)v'_0(x) \\ & + 0.022f_4(x)v''_0(x) \end{aligned}$$

Line 8

$$\begin{aligned}
v_8(x) = & -0.080f_7(x)P_f(x) + 0.080f_7(x)P_0(x) \\
& +0.198v_0(x) - 0.051f_2(x)v_0(x) + 0.032f_5(x)u_0(x)v_0(x) \\
& +0.032f_7(x)v_0(x)^2 - 0.029f_8(x)P'_f(x) \\
& -0.021f_8(x)P'_0(x) - 0.051f_3(x)v'_0(x) \\
& -0.011f_6(x)u_0(x)v'_0(x) - 0.011f_8(x)v_0(x)v'_0(x) \\
& +0.015f_4(x)v''_0(x)
\end{aligned}$$

Line 9

$$\begin{aligned}
v_9(x) = & -0.045f_7(x)P_f(x) + 0.045f_7(x)P_0(x) \\
& +0.099v_0(x) - 0.028f_2(x)v_0(x) + 0.016f_5(x)u_0(x)v_0(x) \\
& +0.016f_7(x)v_0(x)^2 - 0.017f_8(x)P'_f(x) \\
& -0.011f_8(x)P'_0(x) - 0.029f_3(x)v'_0(x) \\
& -0.057f_6(x)u_0(x)v'_0(x) - 0.057f_8(x)v_0(x)v'_0(x) \\
& +0.008f_4(x)v''_0(x)
\end{aligned}$$

Finally, for the field of pressure P , we have obtained the following lines:

Line 1

$$\begin{aligned}
P_1(x) = & 0.101P_f(x) + 0.034f_2(x)P_f(x) \\
& +0.899P_0(x) - 0.034f_2(x)P_0(x) + 0.046h_3(x)f_5(x)^2u_0(x)^2 \\
& +0.092h_3(x)f_5(x)f_7(x)u_0(x)v_0(x) + 0.046h_3(x)f_7(x)^2v_0(x)^2 \\
& +0.034f_3(x)P'_f(x) - 0.034f_3(x)P'_0(x) \\
& -0.045h_3(x)f_5(x)f_6(x)u_0(x)u'_0(x) - 0.045h_3(x)f_5(x)f_8(x)v_0(x)u'_0(x) \\
& +0.014h_3(x)f_6(x)^2u'_0(x)^2 - 0.045h_3(x)f_6(x)f_7(x)u_0(x)v'_0(x) \\
& -0.045h_3(x)f_7(x)f_8(x)v_0(x)v'_0(x) + 0.027h_3(x)f_6(x)f_8(x)u'_0(x)v'_0(x) \\
& +0.014h_3(x)f_8(x)^2v'_0(x)^2 + 0.008f_4(x)P''_f(x) \\
& +0.018f_4(x)P''_0(x)
\end{aligned}$$

Line 2

$$\begin{aligned}
P_2(x) = & 0.201P_f(x) + 0.059f_2(x)P_f(x) \\
& +0.799P_0(x) - 0.059f_2(x)P_0(x) + 0.082h_3(x)f_5(x)^2u_0(x)^2 \\
& +0.163h_3(x)f_5(x)f_7(x)u_0(x)v_0(x) + 0.082h_3(x)f_7(x)^2v_0(x)^2 \\
& +0.059f_3(x)P'_f(x) - 0.059f_3(x)P'_0(x) \\
& -0.074h_3(x)f_5(x)f_6(x)u_0(x)u'_0(x) - 0.074h_3(x)f_5(x)f_8(x)v_0(x)u'_0(x) \\
& +0.020h_3(x)f_6(x)^2u'_0(x)^2 - 0.074h_3(x)f_6(x)f_7(x)u_0(x)v'_0(x) \\
& -0.074h_3(x)f_7(x)f_8(x)v_0(x)v'_0(x) + 0.041h_3(x)f_6(x)f_8(x)u'_0(x)v'_0(x) \\
& +0.020h_3(x)f_8(x)^2v'_0(x)^2 + 0.015f_4(x)P''_f(x) \\
& +0.028f_4(x)P''_0(x)
\end{aligned}$$

Line 3

$$\begin{aligned}
P_3(x) = & 0.302P_f(x) + 0.075f_2(x)P_f(x) \\
& +0.698P_0(x) - 0.075f_2(x)P_0(x) + 0.107h_3(x)f_5(x)^2u_0(x)^2 \\
& +0.214h_3(x)f_5(x)f_7(x)u_0(x)v_0(x) + 0.107h_3(x)f_7(x)^2v_0(x)^2 \\
& +0.075f_3(x)P'_f(x) - 0.075f_3(x)P'_0(x) \\
& -0.089h_3(x)f_5(x)f_6(x)u_0(x)u'_0(x) - 0.089h_3(x)f_5(x)f_8(x)v_0(x)u'_0(x) \\
& +0.023h_3(x)f_6(x)^2u'_0(x)^2 - 0.089h_3(x)f_6(x)f_7(x)u_0(x)v'_0(x) \\
& -0.089h_3(x)f_7(x)f_8(x)v_0(x)v'_0(x) + 0.045h_3(x)f_6(x)f_8(x)u'_0(x)v'_0(x) \\
& +0.023h_3(x)f_8(x)^2v'_0(x)^2 + 0.021f_4(x)P''_f(x) \\
& +0.033f_4(x)P''_0(x)
\end{aligned}$$

Line 4

$$\begin{aligned}
P_4(x) = & 0.403P_f(x) + 0.084f_2(x)P_f(x) \\
& +0.597P_0(x) - 0.084f_2(x)P_0(x) + 0.122h_3(x)f_5(x)^2u_0(x)^2 \\
& +0.245h_3(x)f_5(x)f_7(x)u_0(x)v_0(x) + 0.122h_3(x)f_7(x)^2v_0(x)^2 \\
& +0.084f_3(x)P'_f(x) - 0.084f_3(x)P'_0(x) \\
& -0.094h_3(x)f_5(x)f_6(x)u_0(x)u'_0(x) - 0.094h_3(x)f_5(x)f_8(x)v_0(x)u'_0(x) \\
& +0.022h_3(x)f_6(x)^2u'_0(x)^2 - 0.094h_3(x)f_6(x)f_7(x)u_0(x)v'_0(x) \\
& -0.094h_3(x)f_7(x)f_8(x)v_0(x)v'_0(x) + 0.045h_3(x)f_6(x)f_8(x)u'_0(x)v'_0(x) \\
& +0.022h_3(x)f_8(x)^2v'_0(x)^2 + 0.025f_4(x)P''_f(x) \\
& +0.034f_4(x)P''_0(x)
\end{aligned}$$

Line 5

$$\begin{aligned}
P_5(x) = & 0.503P_f(x) + 0.086f_2(x)P_f(x) \\
& +0.497P_0(x) - 0.086f_2(x)P_0(x) + 0.127h_3(x)f_5(x)^2u_0(x)^2 \\
& +0.255h_3(x)f_5(x)f_7(x)u_0(x)v_0(x) + 0.127h_3(x)f_7(x)^2v_0(x)^2 \\
& +0.086f_3(x)P'_f(x) - 0.086f_3(x)P'_0(x) \\
& -0.089h_3(x)f_5(x)f_6(x)u_0(x)u'_0(x) - 0.089h_3(x)f_5(x)f_8(x)v_0(x)u'_0(x) \\
& +0.020h_3(x)f_6(x)^2u'_0(x)^2 - 0.089h_3(x)f_6(x)f_7(x)u_0(x)v'_0(x) \\
& -0.089h_3(x)f_7(x)f_8(x)v_0(x)v'_0(x) + 0.040h_3(x)f_6(x)f_8(x)u'_0(x)v'_0(x) \\
& +0.020h_3(x)f_8(x)^2v'_0(x)^2 + 0.026f_4(x)P''_f(x) \\
& +0.032f_4(x)P''_0(x)
\end{aligned}$$

Line 6

$$\begin{aligned}
P_6(x) = & 0.603P_f(x) + 0.080f_2(x)P_f(x) \\
& +0.397P_0(x) - 0.080f_2(x)P_0(x) + 0.122h_3(x)f_5(x)^2u_0(x)^2 \\
& +0.244h_3(x)f_5(x)f_7(x)u_0(x)v_0(x) + 0.122h_3(x)f_7(x)^2v_0(x)^2 \\
& +0.080f_3(x)P'_f(x) - 0.080f_3(x)P'_0(x) \\
& -0.079h_3(x)f_5(x)f_6(x)u_0(x)u'_0(x) - 0.079h_3(x)f_5(x)f_8(x)v_0(x)u'_0(x) \\
& +0.017h_3(x)f_6(x)^2u'_0(x)^2 - 0.079h_3(x)f_6(x)f_7(x)u_0(x)v'_0(x) \\
& -0.079h_3(x)f_7(x)f_8(x)v_0(x)v'_0(x) + 0.033h_3(x)f_6(x)f_8(x)u'_0(x)v'_0(x) \\
& +0.017h_3(x)f_8(x)^2v'_0(x)^2 + 0.026f_4(x)P''_f(x) \\
& +0.028f_4(x)P''_0(x)
\end{aligned}$$

Line 7

$$\begin{aligned}
P_7(x) = & 0.703P_f(x) + 0.069f_2(x)P_f(x) \\
& +0.297P_0(x) - 0.069f_2(x)P_0(x) + 0.107h_3(x)f_5(x)^2u_0(x)^2 \\
& +0.213h_3(x)f_5(x)f_7(x)u_0(x)v_0(x) + 0.107h_3(x)f_7(x)^2v_0(x)^2 \\
& +0.069f_3(x)P'_f(x) - 0.069f_3(x)P'_0(x) \\
& -0.063f_5(x)f_6(x)u_0(x)u'_0(x) - 0.063f_5(x)f_8(x)v_0(x)u'_0(x) \\
& +0.013h_3(x)f_6(x)^2u'_0(x)^2 - 0.063h_3(x)f_6(x)f_7(x)u_0(x)v'_0(x) \\
& -0.063h_3(x)f_7(x)f_8(x)v_0(x)v'_0(x) + 0.025h_3(x)f_6(x)f_8(x)u'_0(x)v'_0(x) \\
& +0.013h_3(x)f_8(x)^2v'_0(x)^2 + 0.023f_4(x)P''_f(x) \\
& +0.022f_4(x)P''_0(x)
\end{aligned}$$

Line 8

$$\begin{aligned}
P_8(x) = & 0.802P_f(x) + 0.051f_2(x)P_f(x) \\
& +0.198P_0(x) - 0.051f_2(x)P_0(x) + 0.081h_3(x)f_5(x)^2u_0(x)^2 \\
& +0.162h_3(x)f_5(x)f_7(x)u_0(x)v_0(x) + 0.081h_3(x)f_7(x)^2v_0(x)^2 \\
& +0.051f_3(x)P'_f(x) - 0.051f_3(x)P'_0(x) \\
& -0.043h_3(x)f_5(x)f_6(x)u_0(x)u'_0(x) - 0.043h_3(x)f_5(x)f_8(x)v_0(x)u'_0(x) \\
& +0.009h_3(x)f_6(x)^2u'_0(x)^2 - 0.043h_3(x)f_6(x)f_7(x)u_0(x)v'_0(x) \\
& -0.043h_3(x)f_7(x)f_8(x)v_0(x)v'_0(x) + 0.017h_3(x)f_6(x)f_8(x)u'_0(x)v'_0(x) \\
& +0.009h_3(x)f_8(x)^2v'_0(x)^2 + 0.018f_4(x)P''_f(x) \\
& +0.015f_4(x)P''_0(x)
\end{aligned}$$

Line 9

$$\begin{aligned}
P_9(x) = & 0.901P_f(x) + 0.028f_2(x)P_f(x) \\
& + 0.099P_0(x) - 0.028f_2(x)P_0(x) + 0.045h_3(x)f_5(x)^2u_0(x)^2 \\
& + 0.191h_3(x)f_5(x)f_7(x)u_0(x)v_0(x) + 0.045h_3(x)f_7(x)^2v_0(x)^2 \\
& + 0.028f_3(x)P'_f(x) - 0.028f_3(x)P'_0(x) \\
& - 0.022h_3(x)f_5(x)f_6(x)u_0(x)u'_0(x) - 0.022h_3(x)f_5(x)f_8(x)v_0(x)u'_0(x) \\
& + 0.004h_3(x)f_6(x)^2u'_0(x)^2 - 0.022h_3(x)f_6(x)f_7(x)u_0(x)v'_0(x) \\
& - 0.022h_3(x)f_7(x)f_8(x)v_0(x)v'_0(x) + 0.009h_3(x)f_6(x)f_8(x)u'_0(x)v'_0(x) \\
& + 0.004h_3(x)f_8(x)^2v'_0(x)^2 + 0.010f_4(x)P''_f(x) \\
& + 0.008f_4(x)P''_0(x)
\end{aligned}$$

3.1 Numerical examples through the generalized method of lines

We consider some examples in which

$$\Omega = \{(r, \theta) \mid 1 \leq r \leq 2, 0 \leq \theta \leq 2\pi\},$$

$$\partial\Omega_0 = \{(1, \theta) \mid 0 \leq \theta \leq 2\pi\},$$

and

$$\partial\Omega_1 = \{(2, \theta) \mid 0 \leq \theta \leq 2\pi\}.$$

For such cases, the boundary conditions are

$$\begin{aligned}
u &= u_0(\theta), \quad v = v_0(\theta), \quad \text{on } \partial\Omega_0, \\
u &= v = 0, \quad \text{on } \partial\Omega_1,
\end{aligned}$$

so that in these examples we do not have boundary conditions for the pressure.

Through the generalized method of lines, neglecting gravity effects and truncating the series up to the terms in d^2 , where $d = 1/N$ is the mesh thickness concerning the discretization in r , we present numerical results for the following approximation of the Navier-Stokes system,

$$\begin{cases} \nu \nabla^2 u - u \partial_x u - v \partial_y u - \partial_x P = 0, & \text{in } \Omega, \\ \nu \nabla^2 v - u \partial_x v - v \partial_y v - \partial_y P = 0, & \text{in } \Omega, \\ \varepsilon \nabla^2 P + \partial_x u + \partial_y v = 0, & \text{in } \Omega, \end{cases} \quad (25)$$

where $\varepsilon > 0$ is a very small parameter. We highlight, since $\varepsilon > 0$ must be very small, the results obtained through the generalized of lines, as indicated in the last section, may have a relevant error. Anyway, we may use such a procedure to obtain the general line expressions, which we expect to be analytically suitable to obtain a numerical result by calculating numerically the concerning coefficients for such lines, through a minimization of the L^2 norm of equation errors, in a finite differences context.

Thus, from such a method, the general expression for the velocity and pressure fields on the line n , are given by (here x stands for θ and P_0 must be calculated numerically in the optimization process):

$$\begin{aligned} u_n(x) = & a_1[n] \cos(x) + a_2[n] u_0(x) + a_3[n] \cos[x] u_0(x)^2 \\ & a_4[n] \sin(x) u_0(x) v_0(x) + a_5[n] \sin(x) u_0(x) u_0'(x) + a_6[n] \cos(x) v_0(x) u_0'(x) \\ & a_7[n] u_0''(x) + a_8[n] \sin(x) + a_9[n] \sin(x) P_0(x) \\ & a_{10}[n] P_0(x) \cos(x) + a_{11}[n], \end{aligned} \quad (26)$$

$$\begin{aligned} v_n(x) = & b_1[n] \sin(x) + b_2[n] v_0(x) + b_3[n] \sin[x] v_0(x)^2 \\ & b_4[n] \cos(x) u_0(x) v_0(x) + b_5[n] \sin(x) v_0'(x) u_0(x) + b_6[n] \cos(x) v_0(x) u_0'(x) \\ & b_7[n] v_0''(x) + b_8[n] \cos(x) + b_9[n] \sin(x) P_0(x) \\ & b_{10}[n] P_0(x) \cos(x) + b_{11}[n], \end{aligned} \quad (27)$$

$$\begin{aligned} P_n(x) = & c_1[n] + c_2[n] \cos(x) u_0(x) + c_3[n] \sin(x) v_0(x) + c_4[n] \sin(x) u_0'(x) \\ & + c_5[n] \cos(x) v_0'(x) + c_6[n] u_0''(x) + c_7[n] v_0''(x) \\ & + c_9[n] P_0(x) + c_{10}[n] P_0''(x). \end{aligned} \quad (28)$$

For the first example, $u_0(x) = -1.5 \sin(x)$ and $v_0(x) = 1.5 \cos(x)$. Denoting

$$\begin{aligned} J(u, v, P) = & \int_{\Omega} (\nu \nabla^2 u - u \partial_x u - v \partial_y u - \partial_x P)^2 d\Omega \\ & + \int_{\Omega} (\nu \nabla^2 v - u \partial_x v - v \partial_y v - \partial_y P)^2 d\Omega \\ & + \int_{\Omega} (\partial_x u + \partial_y v)^2 d\Omega, \end{aligned} \quad (29)$$

as, above mentioned, the coefficients $\{a_i[n]\}$, $\{b_i[n]\}$, $\{c_i[n]\}$ have been obtained through the numerical minimization of $J(\{u_n\}, \{v_n\}, \{P_n\})$, so that for the mesh in question, we have obtained

For this first example: $J(\{u_n\}, \{v_n\}, \{P_n\}) \approx 9.23 \cdot 10^{-12}$ for $\nu = 0.1$,

We have plotted the fields u , v and P , for the lines $n = 1$, $n = 5$, $n = 10$, $n = 15$ and $n = 19$, for a mesh 20×150 corresponding to 20 lines. Please, see the figures from 1 to 6 for the case $\nu = 0.1$. For all graphs, please consider units in x to be multiplied by $2\pi/150$.

For the second example, we consider $u_0(x) = -3.0 \cos(x) \sin(x)$, $v_0(x) = -(-2.0 \cos(x)^2 + \sin(x)^2)$ and $\nu = 1.0$.

Again the coefficients $\{a_i[n]\}$, $\{b_i[n]\}$, $\{c_i[n]\}$ have been obtained through the numerical minimization of $J(\{u_n\}, \{v_n\}, \{P_n\})$, so that for the mesh in question, we have obtained

For this second example: $J(\{u_n\}, \{v_n\}, \{P_n\}) \approx 6.0 \cdot 10^{-7}$ for $\nu = 1.0$.

In any case, considering the values obtained for J , it seems we have got good first approximations for the concerning solutions.

For the second example, for the field of velocities u and v , and pressure field P , for the lines $n = 1$, $n = 5$, $n = 10$, $n = 15$ and $n = 19$, please see figures 7 to 12. Once more, for all graphs, please consider units in x to be multiplied by $2\pi/150$.

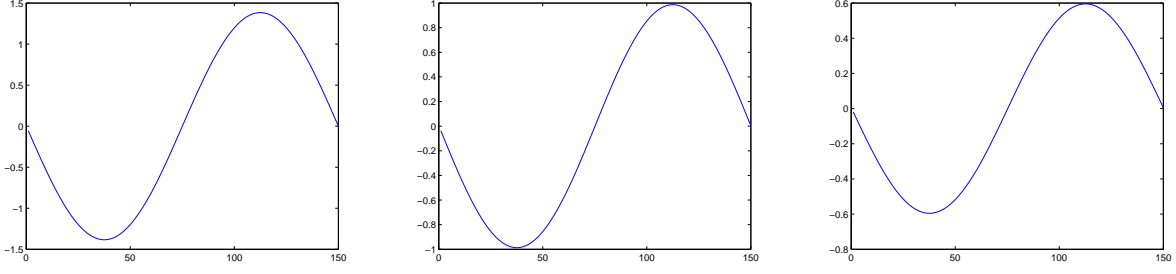


Figure 1: First example, from the left to the right, fields of velocity $u_1(x)$, $u_5(x)$, $u_{10}(x)$ for the lines $n = 1$, $n = 5$ and $n = 10$.

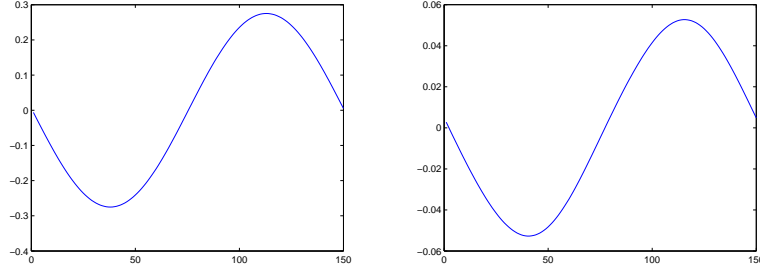


Figure 2: First example, from the left to the right, fields of velocity $u_{15}(x)$, $u_{19}(x)$ for the lines $n = 15$, and $n = 19$.

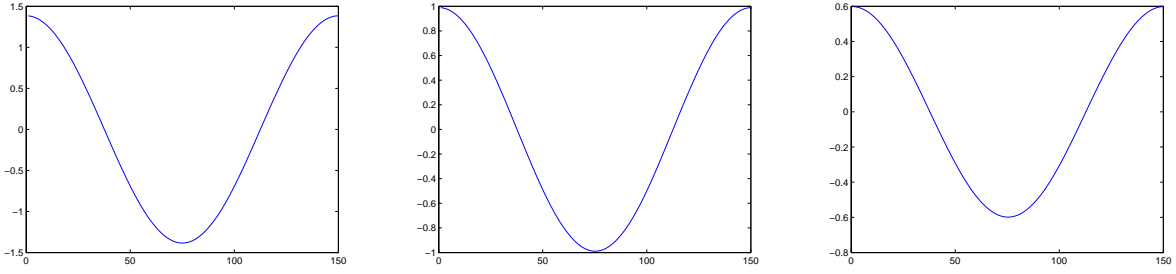


Figure 3: First example, from the left to the right, fields of velocity $v_1(x)$, $v_5(x)$, $v_{10}(x)$ for the lines $n = 1$, $n = 5$ and $n = 10$.

4 Conclusion

In the first part of this article, we obtain a linear system whose the solution solves the time-independent incompressible Navier-Stokes system. In the second part, we develop solutions for two-dimensional examples also for the time-independent incompressible Navier-Stokes system, through the generalized method of lines. Considering the values for J obtained, we have got very good approximate solutions for the model in question, in a finite differences context. The extension of such results to \mathbb{R}^3 , compressible and time dependent cases is planned for a future

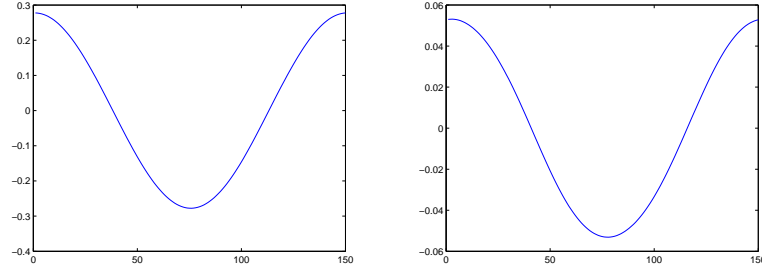


Figure 4: First example, from the left to the right, fields of velocity $v_{15}(x)$, $v_{19}(x)$ for the lines $n = 15$, and $n = 19$.

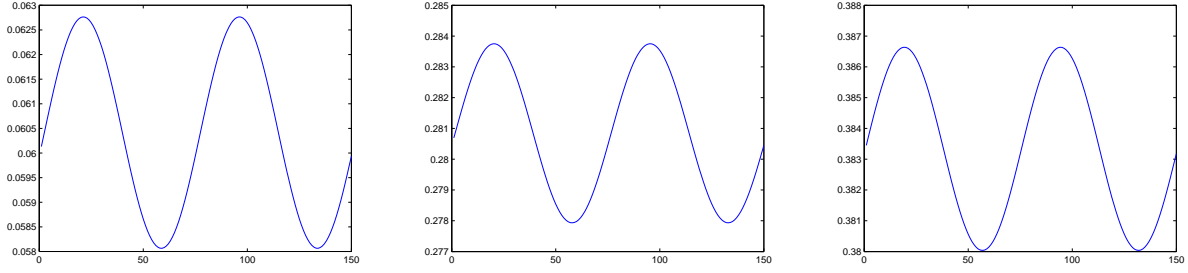


Figure 5: First example, from the left to the right, fields of pressure $P_1(x)$, $P_5(x)$, $P_{10}(x)$ for the lines $n = 1$, $n = 5$ and $n = 10$.

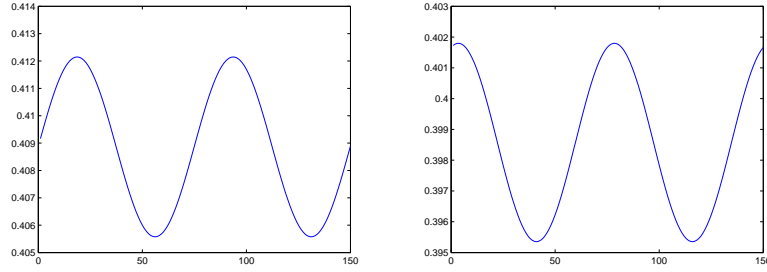


Figure 6: First example, from the left to the right, fields of pressure $P_{15}(x)$, $P_{19}(x)$ for the lines $n = 15$, and $n = 19$.

work.

References

- [1] R.A. Adams and J.F. Fournier, Sobolev Spaces, 2nd edn. Elsevier, New York, 2003.
- [2] F. Botelho, Topics on Functional Analysis, Calculus of Variations and Duality, Academic Publications, Sofia, (2011).

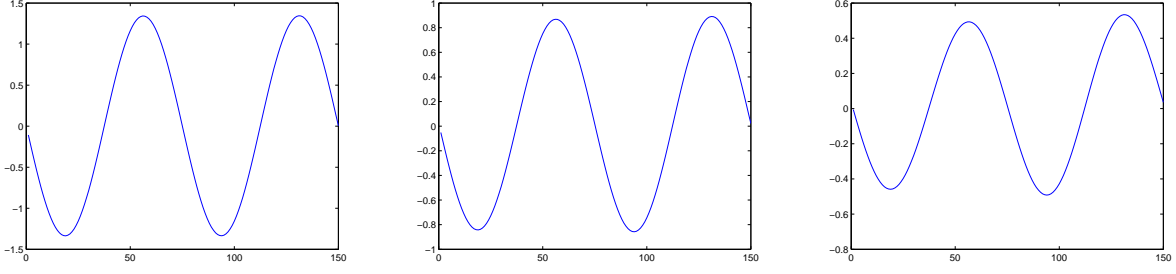


Figure 7: Second example, from the left to the right, fields of velocity $u_1(x)$, $u_5(x)$, $u_{10}(x)$ for the lines $n = 1$, $n = 5$ and $n = 10$.

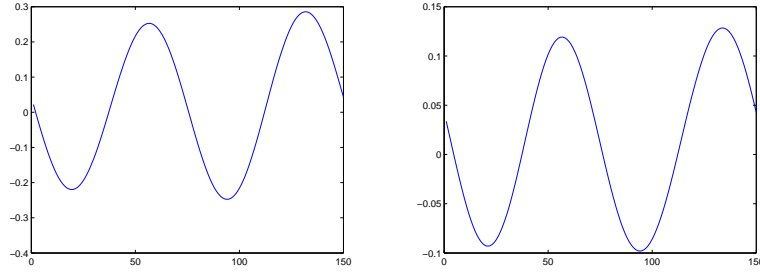


Figure 8: Second example, from the left to the right, fields of velocity $u_{15}(x)$, $u_{19}(x)$ for the lines $n = 15$, and $n = 19$.

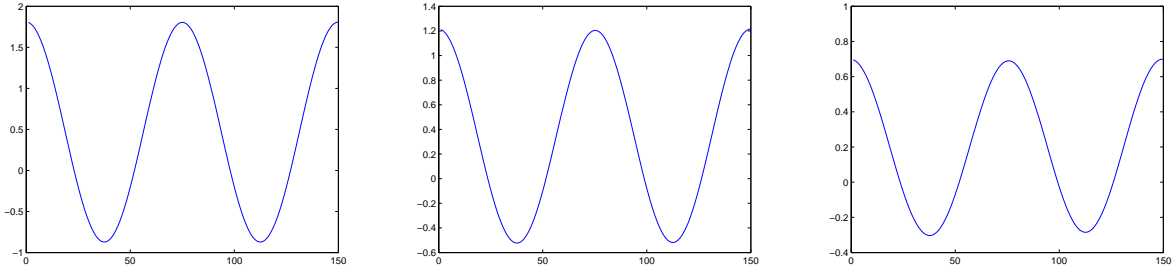


Figure 9: Second example, from the left to the right, fields of velocity $v_1(x)$, $v_5(x)$, $v_{10}(x)$ for the lines $n = 1$, $n = 5$ and $n = 10$.

- [3] F. Botelho, Variational Convex Analysis, Lambert Academic Publishing, Berlin, June 2010.
- [4] F. Botelho, *Existence of solution for the Ginzburg-Landau system, a related optimal control problem and its computation by the generalized method of lines*, Applied Mathematics and Computation, 218, 11976-11989, (2012).
- [5] F. Botelho, Functional Analysis and Applied Optimization in Banach Spaces, Springer Switzerland, 2014.
- [6] F. Botelho, On the generalized method of lines and its proximal and hyper-finite difference

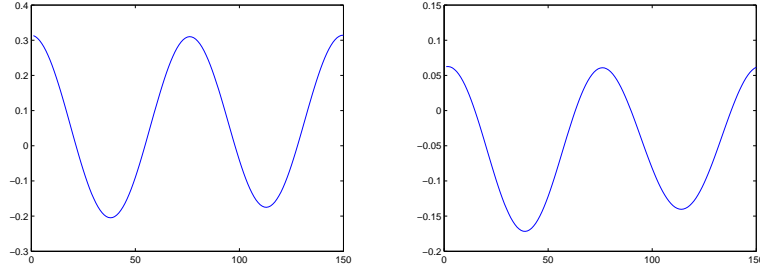


Figure 10: Second example, from the left to the right, fields of velocity $v_{15}(x)$, $v_{19}(x)$ for the lines $n = 15$, and $n = 19$.

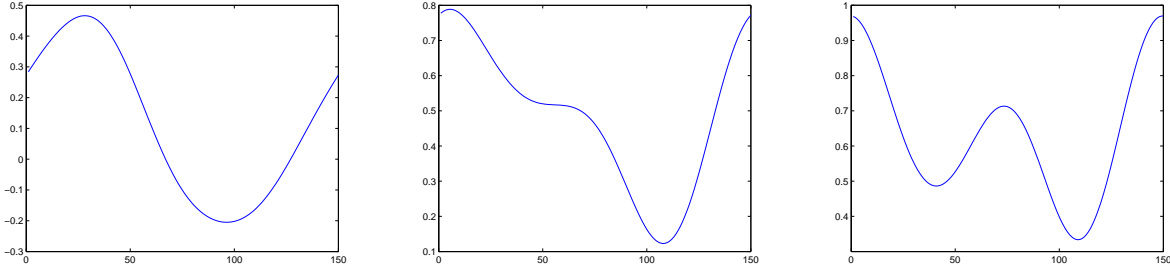


Figure 11: Second example, from the left to the right, fields of pressure $P_1(x)$, $P_5(x)$, $P_{10}(x)$ for the lines $n = 1$, $n = 5$ and $n = 10$.

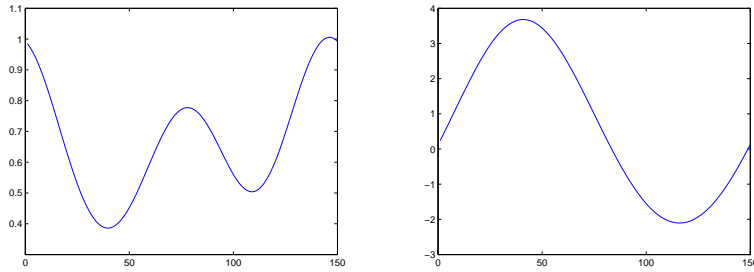


Figure 12: Second example, from the left to the right, fields of pressure $P_{15}(x)$, $P_{19}(x)$ for the lines $n = 15$, and $n = 19$.

approaches. arXiv:1904.12379v2[**math.NA**], 2019.

[7] J.C. Strikwerda, *Finite Difference Schemes and Partial Differential Equations*, SIAM, second edition (2004).

[8] R. Temam, *Navier-Stokes Equations*, AMS Chelsea, reprint (2001).