

An Extreme-mass Ratio, Short-period Eclipsing Binary Consisting of a B Dwarf Primary and a Pre-main Sequence M Star Companion Discovered by KELT

Daniel J. Stevens,^{1,2,†*} George Zhou,^{3,**} Marshall C. Johnson,⁴ Aaron C. Rizzuto,⁵ Joseph E. Rodriguez,³ Allyson Bieryla,³ Karen A. Collins,³ Steven Villanueva, Jr.,⁶ Jason T. Wright,^{1,2} B. Scott Gaudi,⁷ David W. Latham,³ Thomas G. Beatty,⁸ Michael B. Lund,⁹ Robert J. Siverd,¹⁰ Adam L. Kraus,⁵ Patcharapol Wachiraphan,¹¹ Perry Berlind,³ Michael L. Calkins,³ Gilbert A. Esquerdo,³ John F. Kielkopf,¹² Rudolf B. Kuhn,^{13,14} Mark Manner,¹⁵ Joshua Pepper,¹⁶ and Keivan G. Stassun^{17,18}

¹Center for Exoplanets and Habitable Worlds, The Pennsylvania State University, 525 Davey Lab, University Park, PA 16802, USA

²Department of Astronomy & Astrophysics, The Pennsylvania State University, 525 Davey Lab, University Park, PA 16802, USA

³Center for Astrophysics | Harvard & Smithsonian, 60 Garden St, Cambridge, MA 02138, USA

⁴Las Cumbres Observatory, 6740 Cortona Drive, Suite 102, Goleta, CA 93117, USA

⁵Department of Astronomy, The University of Texas at Austin, 2515 Speedway, Stop C1400, Austin, TX 78712, USA

⁶Department of Physics and Kavli Institute for Astrophysics and Space Research, Massachusetts Institute of Technology, Cambridge, MA 02139, USA

⁷Department of Astronomy, The Ohio State University, 140 W. 18th Ave, Columbus, OH 43210, USA

⁸Department of Astronomy and Seward Observatory, University of Arizona, Tucson, AZ 85721, USA

⁹Caltech IPAC – NASA Exoplanet Science Institute 1200 E. California Ave, Pasadena, CA 91125, USA

¹⁰Gemini Observatory, Northern Operations Center, 670 N. A’ohoku Place, Hilo, HI 96720, USA

¹¹Department of Physics, Faculty of Science, Mahidol University, Bangkok 10400, Thailand

¹²Department of Physics and Astronomy, University of Louisville, Louisville, KY 40292, USA

¹³South African Astronomical Observatory, P.O. Box 9, Observatory 7935, South Africa

¹⁴Southern African Large Telescope, PO Box 9, Observatory, 7935, Cape Town, South Africa

¹⁵Spot Observatory, Nashville TN, 37206, USA

¹⁶Department of Physics, Lehigh University, 16 Memorial Drive East, Bethlehem, PA 18015, USA

¹⁷Vanderbilt University, Department of Physics & Astronomy, 6301 Stevenson Center Ln., Nashville, TN 37235, USA

¹⁸Fisk University, Department of Physics, 1000 18th Ave. N., Nashville, TN 37208, USA

†Eberly Research Fellow

**Hubble Fellow

Accepted 2020 October 1. Received 2020 September 28; in original form 2019 October 18.

ABSTRACT

We present the discovery of KELT J072709+072007 (HD 58730), a very low mass ratio ($q \equiv M_2/M_1 \approx 0.07$) eclipsing binary (EB) identified by the Kilo-degree Extremely Little Telescope (KELT) survey. We present the discovery light curve and perform a global analysis of four high-precision ground-based light curves, the Transiting Exoplanets Survey Satellite (TESS) light curve, radial velocity (RV) measurements, Doppler Tomography (DT) measurements, and the broad-band spectral energy distribution (SED). Results from the global analysis are consistent with a fully convective ($M_2 = 0.22 \pm 0.02 M_\odot$) M star transiting a late-B primary ($M_1 = 3.34^{+0.07}_{-0.09} M_\odot$; $T_{\text{eff},1} = 11960^{+430}_{-520}$ K). We infer that the primary star is 183^{+33}_{-30} Myr old and that the companion star’s radius is inflated by $26 \pm 8\%$ relative to the predicted value from a low-mass isochrone of similar age. We separately and analytically fit for the variability in the out-of-eclipse TESS phase curve, finding good agreement between the resulting stellar parameters and those from the global fit. Such systems are valuable for testing theories of binary star formation and understanding how the environment of a star in a close-but-detached binary affects its physical properties. In particular, we examine how a star’s properties in such a binary might differ from the properties it would have in isolation.

Key words: stars: early-type – stars: low-mass – stars: pre-main-sequence – (stars:) binaries: eclipsing – eclipses

1 INTRODUCTION

Surveying binary stars and characterizing their masses, radii, orbital periods/separations, and orbital eccentricities can tell us about how intermediate-mass stars and their lower-mass companions form and evolve, as well as whether different formation mechanisms dominate different regions of parameter space. Recent studies of high-mass ($\gtrsim 10 M_{\odot}$) star formation have demonstrated that fragmentation of a massive protostar's disk can lead to the formation of low-mass stars and brown dwarf companions (hereafter extreme mass ratio binaries, or EMRBs) with 10-100 au orbital separations. Episodic accretion onto the protostar, with long intra-burst periods, catalyzes the formation of a low-mass stellar companion (Stamatellos et al. 2011). Episodic accretion onto young protostars appears to be a common occurrence as observed in the FU Orionis class of FGK stars (e.g. Herbig 1977; Dopita 1978; Reipurth 1989; Greene et al. 2008; Peneva et al. 2010; see also Hartmann & Kenyon 1996 for a review). However, these efforts have neither focused on more massive ($3 - 10 M_{\odot}$) primary stars nor explored stars in binaries with orbital separations below ~ 10 au.

There have been recent efforts to discover and characterize EMRBs. Gullikson & Dodson-Robinson (2013) developed the direct spectral detection method, which is sensitive to binaries with mass ratios above $q \approx 0.1$ and small projected separations due to the lack of an inner working angle. They applied it to identify G- and K-type companions to early B-type stars. Gullikson et al. (2016) applied this technique to 341 B and A stars, estimating a survey completeness of 20 – 30% at a mass ratio $q \sim 0.05$. Evans et al. (2011) found potential low-mass (here, $M \lesssim 1.4 M_{\odot}$) companions to late B-type stars by looking for coincident X-ray detections, arguing that late B-type stars are typically X-ray quiet (excluding magnetic chemically peculiar stars) and so any detected X-ray flux would be emitted by an active, lower-mass companion.

Similarly, the Volume-limited A-Star (VAST) survey (De Rosa et al. 2011) identified EMRB candidates via AO imaging followup of intermediate-mass stars with coincident X-ray detections in ROSAT data (Voges et al. 1999). VAST also identified EMRBs and EMRB candidates via common proper motion and AO orbital analyses (De Rosa et al. 2014). The typical projected separation scale of the AO-detected binaries is $10 - 10^4$ au.

Moe & Di Stefano (2015) found 18 young ($\lesssim 8$ Myr) eclipsing EMRBs consisting of early-B type primaries and G/K-type companions on short ($P \approx 3 - 18$ d) orbits in the Large Magellanic Cloud. Using this sample, they infer that $2 \pm 6\%$ of B-type stars have short-period companions with $0.06 \lesssim q \lesssim 0.25$ but their sample does not include any B-M binaries.

Finding very short-period ($P \lesssim 10$ days), very-low-mass ($M_2 \lesssim 0.3 M_{\odot}$) companions to main-sequence intermediate-mass stars proves difficult for a number of reasons. In such binaries, the M dwarf contributes negligibly to the total flux: in a B8V-M3V binary with $q \approx 0.1$, the M dwarf contributes 0.1% of the bolometric flux; the contribution is lower in optical wavelengths. As such, the aforementioned methods to survey intermediate-mass stars for dim companions cannot probe both small separations ($\lesssim 10$ au) and very low flux ratios (corresponding to low mass ratios).

In particular, spectroscopic detections of such binaries are hindered by a few additional complications. Intermediate-mass main-sequence stars are often rapidly rotating. These stars lie above the Kraft break, roughly $T_{\text{eff}} \sim 6250$ K (Kraft 1967), where they no longer have thick convective envelopes, leading to weaker magnetic braking of the stellar rotation. This lack of spin-down leads to rapid rotation of the star throughout its lifetime. The high rotation rates significantly broaden the primary star's few strong spectral lines; a low-mass stellar companion can still be identified by high-amplitude, periodic variations in the primary star's radial velocity (RV), but the rotational broadening and paucity of absorption lines diminishes the achievable precision.

Exoplanet transit surveys offer one promising way of identifying low mass-ratio eclipsing binaries (EBs). Since the radius of a late-M dwarf is approximately the same as the radius of Jupiter, and since the transit depth is proportional to the companion-to-primary radius ratio, both planetary and late-type stellar companions would produce comparable transit/eclipse signals around an intermediate-mass host star. RV follow-up would then be required to identify the system as a stellar binary. The Eclipsing Binaries with Low Mass (EBLM) project out of the Wide-Angle Search for Planets (WASP) survey (Triaud et al. 2013; Gómez Maqueo Chew et al. 2014; Triaud et al. 2017) has characterized over 100 single-lined EBs, including a handful of EMRBs (von Boetticher et al. 2019) such as EBLM J0555-57 (von Boetticher et al. 2017). However, only a couple of these EBLMs have primary stars whose effective temperatures are consistent with the A spectral type, and none that fall in the B spectral type effective temperature range, likely due in part to the aforementioned observational difficulties. Thus, new discoveries of EMRBs with intermediate-mass primary stars can add substantially to our knowledge of these systems.

Although the previously mentioned challenge of measuring precise RVs for rapidly rotating stars becomes even more difficult when trying to measure the smaller RV signal induced by a planetary-mass companion, there have been an increasing number of confirmations of planets transiting very rapidly rotating stars through the use of Doppler Tomography (DT), in which the transit-induced perturbation to the rotationally broadened spectral line profile is resolved spectroscopically (e.g. Collier Cameron et al. 2010; Bieryla et al. 2015). We list the planets around rapid rotators ($v \sin I_* > 70$ km/s) with DT, or spectroscopic transit, observations in Table 1. This recent focus on obtaining detailed spectroscopic follow-up observations of transit-identified planet candidates around hot stars demonstrates the planet-hunting community's sensitivity to low-mass stellar companions around hot, intermediate-mass stars and the promise of using existing transit surveys and their follow-up infrastructures to find and characterize them.

In this paper, we present the discovery and characterization of KELT J072709+072007, an EB consisting of a late-B type primary and an M-type companion with a short, 3.6-day orbital period. We describe the discovery along with our light curve, RV, DT, and adaptive optics (AO) observations in Section 2. We present the physical characterization of the system using these observations, broad-band flux measurements, and stellar models in Section 3.1. We discuss KELT

Table 1. Confirmed Planets around Rapid Rotators with Doppler Tomography Observations

Name	$v \sin I_*$ (km/s)	Reference
HAT-P-69b	77	Zhou et al. (2019)
Kepler-13Ab	77	Szabó et al. (2011); Johnson et al. (2014)
KELT-19b	85	Sivard et al. (2018)
WASP-33b	86	Collier Cameron et al. (2010)
HAT-P-70b	100	Zhou et al. (2019)
WASP-189b	100	Anderson et al. (2018)
HAT-P-57b	102	Hartman et al. (2015)
MASCARA-1b	109	Talens et al. (2017)
KELT-9b	111	Gaudi et al. (2017)
KELT-25b	114	Rodríguez Martínez et al. (2019)
KELT-20b/MASCARA-2b	116	Lund et al. (2017); Talens et al. (2018)
KELT-26b	123	Rodríguez Martínez et al. (2019)
KELT-21b	146	Johnson et al. (2018)

J072709+072007’s significance in the context of intermediate mass-low mass stellar binaries in Section 4.

2 DISCOVERY AND FOLLOW-UP OBSERVATIONS

2.1 KELT-South and KELT-North

KELT J072709+072007 ($\alpha = 07^h 27^m 09^s 40$, $\delta = +07^\circ 20' 07''.40$; J2000) lies in the KELT field KJ06 ($\alpha = 7^h 40^m 12^s$, $\delta = +3^\circ$; J2000), which was observed jointly by both KELT-North and KELT-South (Pepper et al. 2007, 2012, 2018). The KELT survey telescopes observed KJ06 a total of 5184 times between 2010 March and 2015 May, with 2024 observations from KELT-North and 3160 from KELT-South. After reducing the KELT-North and KELT-South observations using the standard KELT data reduction routines described in Sivard et al. (2012) and Kuhn et al. (2016), respectively, and the planet candidate selection routines described in Collins et al. (2018), we identified KELT J072709+072007 as a transiting planet candidate. We also identified KELT J072709+072007 as part of a focused search for planets around hot stars, processing the light curves as described in Zhou et al. (2016). We found a period of about 3.6 d, a 5.6 hr transit duration, and a 7 mmag primary transit depth for the planet candidate.

The combined KELT-North and KELT-South discovery light curve, phased-folded on the best-fit ephemeris, is shown in Figure 1. Due to KELT’s pixel scale – 23 arcseconds per pixel – the KELT light curve transits are susceptible to dilution from neighboring stars that fall within the aperture used. The broadband magnitudes and other stellar properties are listed in Table 2.

2.2 Photometric Follow-up

Our analysis includes three higher precision and higher spatial resolution photometric follow-up observations of KELT J072709+072007 from the KELT Follow-up Network (KELT-FUN; Collins et al. 2018). These datasets are uniformly reduced using AstroImageJ (Collins et al. 2016). We present these light curves in Figure 2. A description of each observatory is below.

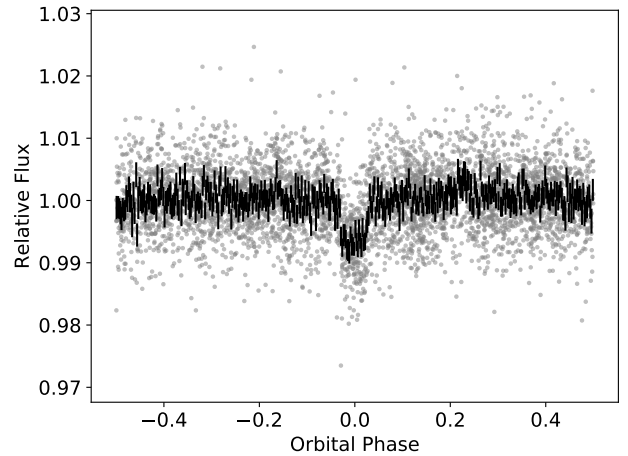


Figure 1. The discovery light curve from the KELT survey. The grey points show the discovery light curve; the black points show the same data, binned at intervals of 0.0025 in phase. The KELT discovery dataset was not used to constrain the planet parameters in the global fit (Section 3.1). The transit depth from the discovery light curves are diluted due to the application of TFA, which acts to dampen any modulation in the light curve.

We observed one full transit in the i' band and one partial transit in the z' band with KeplerCam on the 1.2m telescope at the Fred Lawrence Whipple Observatory (FLWO) on UT 2015 Feb 11 and 2017 Feb 08, respectively. KeplerCam has a single $4K \times 4K$ Fairchild CCD with $0''.366$ pixel $^{-1}$ and a field of view of $23'.1 \times 23'.1$.

We observed a full transit in the i' band with the 0.6m University of Louisville Manner Telescope (ULMT) on UT 2018 Jan 18. ULMT has a $4K \times 4K$ SBIG STX-16803 CCD camera with a $26'.8 \times 26'.8$ field of view and a pixel scale of $0''.39$ pixel $^{-1}$.

2.3 Space-based light curve from TESS

KELT J072709+072007 (TIC 425223388) was observed by the Transiting Exoplanet Survey Satellite (TESS; Ricker et al. 2014) via the 30-minute cadence Full Frame Images (FFI). TESS observed this target in Sector 7, which ran from

Table 2. Magnitudes and Kinematics of KELT J072709+072007

Parameter	Description	Value	Source	Reference(s)
Names		KELT J072709+072007 TIC 425223388 TYC 177-95-1 2MASS J07270942+0720074 HD 58730		
α_{J2000}	Right Ascension (RA)	07:27:09.40	Tycho-2	Høg et al. (2000)
δ_{J2000}	Declination (Dec)	+07:20:07.40	Tycho-2	Høg et al. (2000)
B	Johnson B -band magnitude	8.778 ± 0.008	APASS	Henden et al. (2015)
V	Johnson V -band magnitude	8.879 ± 0.009	APASS	Henden et al. (2015)
g'	Sloan g' -band magnitude	8.754 ± 0.055	APASS	Henden et al. (2015)
r'	Sloan r' -band magnitude	9.011 ± 0.014	APASS	Henden et al. (2015)
i'	Sloan i' -band magnitude	9.315 ± 0.018	APASS	Henden et al. (2015)
G	<i>Gaia</i> G -band magnitude	8.836 ± 0.001	<i>Gaia</i> DR2	<i>Gaia</i> Collaboration et al. (2018a)
G_{BP}	<i>Gaia</i> G_{BP} -band magnitude	8.806 ± 0.002	<i>Gaia</i> DR2	<i>Gaia</i> Collaboration et al. (2018a)
G_{RP}	<i>Gaia</i> G_{RP} -band magnitude	8.904 ± 0.001	<i>Gaia</i> DR2	<i>Gaia</i> Collaboration et al. (2018a)
J	2MASS magnitude	9.019 ± 0.021	2MASS	Cutri et al. (2003); Skrutskie et al. (2006)
H	2MASS magnitude	9.056 ± 0.023	2MASS	Cutri et al. (2003); Skrutskie et al. (2006)
K	2MASS magnitude	9.054 ± 0.021	2MASS	Cutri et al. (2003); Skrutskie et al. (2006)
π_p	Parallax [†] (mas)	1.6250 ± 0.0785	<i>Gaia</i> DR2	<i>Gaia</i> Collaboration et al. (2018a); Lindegren et al. (2018)
μ_α	Proper Motion in RA (mas yr ⁻¹)	-3.016 ± 0.138	<i>Gaia</i> DR2	<i>Gaia</i> Collaboration et al. (2018a); Lindegren et al. (2018)
μ_δ	Proper Motion in Dec (mas yr ⁻¹)	-0.989 ± 0.121	<i>Gaia</i> DR2	<i>Gaia</i> Collaboration et al. (2018a); Lindegren et al. (2018)
RV	Absolute Radial Velocity (km s ⁻¹)	11.15 ± 0.13		This work
Distance	Distance (pc)	615 ± 30		This work
U^*	Space motion (km s ⁻¹)	-3.14 ± 0.25		This work
V	Space motion (km s ⁻¹)	8.08 ± 0.32		This work
W	Space motion (km s ⁻¹)	-0.32 ± 0.58		This work

NOTES

*U is positive in the direction of the Galactic Center.

[†]Corrected for the 0.0820 ± 0.033 mas systematic offset found by Stassun & Torres (2018).

2019 Jan 8 to 2019 Feb 1. Light curves were extracted from the calibrated FFIs produced by the *TESS* Science Processing Operations Center (Jenkins et al. 2016), and downloaded from the MAST archive via the *lightkurve* package (Barentsen et al. 2019). Apertures were drawn around the target star encompassing pixels with fluxes brighter than 68% of the surrounding background pixels.

The detrended and phase-folded *TESS* light curve is shown in Figure 3. The light curve reveals flux variations in-phase with the orbital period, as well as a ~ 1 mmag secondary eclipse centered at phase 0.5. The detrended light curve is used in the global modeling of the system described in Section 3.1.

2.4 Spectroscopic Follow-up

A series of spectroscopic follow-up observations were performed to characterize the atmospheric properties and RV variations of KELT J072709+072007. The observations are described in more detail below. The RVs used in the RV-orbit fit in Section 3.1 are presented in Table 3.

2.4.1 WiFeS

Four spectra of KELT J072709+072007 were taken using the Wide Field Spectrograph (WiFeS; Dopita et al. 2010) on the Australian National University's (ANU) 2.3m telescope at Siding Spring Observatory, Australia. WiFeS is an image slicer integral field spectrograph, with a spatial resolution of 1'' per spatial pixel in the 2×2 bin mode. Our

observing strategy, reduction, and analyses techniques are detailed in full in (Bayliss et al. 2013; Zhou et al. 2016). The observations revealed an early-type star with rapid rotation. No radial velocity variation above 10 km s^{-1} was noted, but the constraints on the stellar properties and radial velocity were poor due to the rapid rotation of the host star.

2.4.2 TRES

We obtained 11 $R = 44000$ spectra and RVs of KELT J072709+072007 with the Tillinghast Reflector Echelle Spectrograph (TRES; Fűrész 2008) on the 1.5m Tillinghast Reflector at the Fred L. Whipple Observatory (FLWO) on Mt. Hopkins, Arizona. The first spectrum – a reconnaissance spectrum – was taken on UT 2015 Mar 4, with a 150-s exposure that achieved a signal-to-noise ratio of 49.1 per resolution element over the Mg b lines; the other 10 spectra, listed in Table 3, were taken between UT 2018 Jan 17-27 with 1200 s to 3000 s exposures, reaching signal-to-noise ratios of ~ 120 per resolution element over Mg b. We reduced the spectra following Buchhave et al. (2010). Radial velocities were derived from these observations by modeling the stellar line profiles with a least-squares deconvolution (LSD) analysis (Donati et al. 1997). We found that modeling the LSD stellar line profile yielded more reliable radial velocities than other cross correlation techniques for rapidly rotating stars.

Spectroscopic transits of KELT J072709+072007B were also obtained on 2016 Mar 1 and 2016 Mar 19 (UT), with 26 and 24 exposures, respectively, on the two nights. However, the decreased line profile strength due to rapid rotation led

Table 3. Relative radial velocities for KELT J072709+072007

BJD (UTC)	Relative RV (km s ⁻¹)	RV Error (km s ⁻¹)	Facility
2457685.9113403000	-0.6009060279	4.0677105264	McDonald
2457687.8970350400	8.7425612267	7.24292216548	McDonald
2457735.8283281601	-9.5724721306	1.7705572594	McDonald
2457736.0179607598	-13.9713671182	2.8282088599	McDonald
2457736.8343254901	4.8502566195	1.3959596723	McDonald
2457737.0238991501	5.3144305824	6.7067976622	McDonald
2457737.7891493500	10.2310391586	1.7519105563	McDonald
2457738.0249463399	7.1177491999	5.1887427262	McDonald
2458141.6461992501	-10.2571338828	2.6806482424	McDonald
2458141.7929965700	-1.3932320422	1.1184171216	McDonald
2458141.9253813098	-1.5366440476	4.0366142280	McDonald
2458142.6460697600	10.6568527114	2.4456213398	McDonald
2458142.8071196298	8.0439209804	5.8027919365	McDonald
2458143.5954316799	16.9617061663	2.6376446047	McDonald
2458143.8773542200	11.2698734912	3.0631777970	McDonald
2458135.9256989998	25.9221434417	3.4605657655	TRES
2458137.7783320001	-0.1368383604	0.6053444298	TRES
2458138.7431529998	12.8631399347	2.7720804962	TRES
2458139.9436180000	21.8087696378	4.0975249307	TRES
2458140.8006879999	-0.8210044787	1.0148077119	TRES
2458141.7888600002	-2.4533205171	0.4044581804	TRES
2458142.7684030002	18.6688479067	1.7440050978	TRES
2458143.9292529998	14.2423325044	1.5732199566	TRES
2458144.8402519999	-8.9227460931	5.1068396065	TRES
2458145.7332580001	8.1456954950	1.4028823422	TRES

to null detections of the spectroscopic transit. We excluded these data from our global analysis.

2.4.3 McDonald Observatory

We obtained 14 spectra of KELT J072709+072007 using the Robert G. Tull Echelle Spectrograph (Tull et al. 1995) on the 2.7 m Harlan J. Smith Telescope at McDonald Observatory on Mt. Locke, Texas. We obtained the spectra using the TS23 spectrograph configuration, giving a resolving power of $R = 60000$ over 3570 to 10200 Å. We obtained the observations between UT 2016 Oct 24 and 2018 Jan 25. The first two spectra had exposure times of ~ 160 s, while the remainder used 1200 s exposure times, achieving a SNR per resolution element of $\sim 300 - 560$. We reduced and extracted these spectra using standard IRAF packages, and measured radial velocities using the same methodology as described above for our TRES spectra.

2.4.4 Spectroscopic transit with Magellan-MIKE

The spectroscopic transit of KELT J072709+072007B was observed with the Magellan Inamori Kyocera Echelle (MIKE; Bernstein et al. 2003) on the 6.5 m Magellan Clay telescope at Las Campanas Observatory, Chile. The series of observations was obtained on 2017 Dec 30, covering the predicted transit itself and baselines prior to ingress and after egress. The observing procedure largely follows that described in Yu et al. (2018). We made use of the 0''35 slit, yielding a spectral resolution of $R = 80000$ in the blue arm over 3200 – 5000 Å, and $R = 65000$ in the red arm over 4900 – 10000 Å. Each exposure had an integration time of

300s. Thorium-Argon arc lamp exposures were obtained every 30 minutes to provide the wavelength solution. The spectra were reduced and extracted using the Carnegie *Carpy* pipeline (Kelson et al. 2000; Kelson 2003).

During the transit, the companion star sequentially blocks parts of the rotating surface of the host star. The transit manifests as an indentation on the rotationally broadened line profile of the host star (Collier Cameron et al. 2010). To reveal this Doppler shadow, we used the spectroscopic time series from MIKE to derive an LSD line profile from each spectrum (following Zhou et al. 2019). The mean line profile is then removed from each observation, revealing the shadow cast by the planet. The spectroscopic transit is shown in Figure 5, from the red and blue arms independently, as well as from the combined dataset.

2.5 High Resolution Imaging Follow-Up

2.5.1 Keck Observatory

In order to search for any potential third stellar object in the system, or any background stars that could contaminate the photometry or spectroscopy, we observed KELT J072709+072007 with the NIRC2 imager on the Keck II Telescope, Maunakea, Hawaii, on UT 2018 Jan 4. We observed in two different modes: conventional high-contrast AO imaging, and non-redundant aperture masking interferometry (NRM; Tuthill et al. 2000; Kraus & Ireland 2012; Rizzuto et al. 2016). We took the observations in the K' filter in the vertical angle mode without dithering. In the latter mode, we introduced the nine-hole mask into the pupil plane. For all observations, we used the smallest possible pixel scale for NIRC2 (9.952 mas; Yelda et al. 2010, 2011), and we ob-

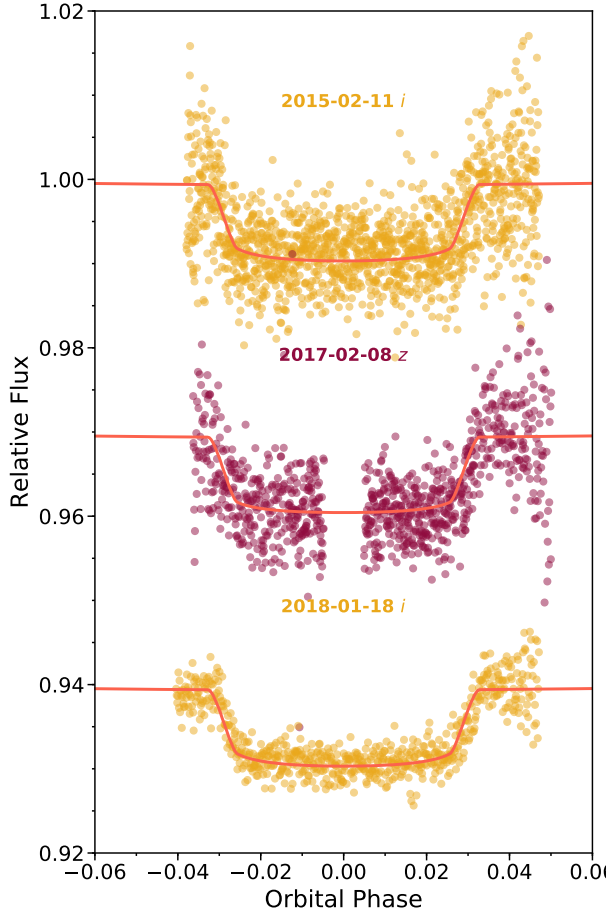


Figure 2. The individual KELT follow-up Network observations of KELT J072709+072007. The observations are from KeplerCam (top two light curves) and ULMT (bottom light curve).

served two nearby calibrator stars chosen both for similarity in Gaia colours and K-band magnitude and for their proximity to KELT J072709+072007 ($<10^\circ$ separation) on the sky.

For the conventional imaging observations, we took six exposures, each with 40 co-adds of 0.5 s and two Fowler samples. For the NRM observations, we resampled the telescope into a sparse interferometric array by placing a mask into the pupil plane of the telescope. This allows the use of the complex triple-product, or closure-phase observable, to remove non-common path errors produced by atmospheric conditions, or variable optical aberrations. We obtained eight interferograms, each with a single 20-s coadd and 64 Fowler samples. For the two calibrator stars (KELT-19 and BD+12 1601), we obtained one and three images, respectively; we also obtained eight interferograms of each, all in identical setups.

Our conventional-imaging data reduction and analysis follows the description given in Kraus et al. (2016). We employed frame-by-frame point-spread function (PSF) subtraction using two methodologies. For faint, wide companions beyond 500 mas, we subtracted an azimuthally averaged flux profile of KELT J072709+072007. To probe closer to the in-

ner working angle and reduce speckle noise, we subtracted a scaled, best-fitting empirical PSF produced using the calibrator star images. We created significance maps for each image by measuring flux in 40 mas apertures entered on each image pixel. These maps were then stacked (weighted by Strehl ratio) to compute a final significance map centered around KELT J072709+072007. We measure detection limits as a function of angular separation from the primary by inspecting the distribution of confidences in 5-pixel annuli. Neither KELT J072709+072007 nor the calibrator stars exhibit a statistically significant flux excess within the NIRC2 field of view; any pixel with $> 6\sigma$ total confidence would have been considered a candidate companion and inspected further to confirm that it was not a residual speckle, cosmic ray, or image artifact.

Our NRM data reduction and analysis follows the procedures of Kraus et al. (2008) and Ireland (2013). We used observations of the two calibrators to remove systematics in the closure-phase observable. We then fit the calibrated closure phases with binary source models to search for significant evidence of a companion, and we calibrated detection limits using a Monte-Carlo process of randomizing phase errors and determining the distribution of possible binary fits. As with the conventional imaging, we detected no significant sources (aside from KELT J072709+072007) in the masking data for KELT J072709+072007.

We show our derived contrast curve in Fig. 6. Using the NRM data, we can exclude stellar companions as faint as $\Delta K_p \sim 4$ with separations of a few tens of mas (corresponding to projected physical separations of $\sim 20 - 40$ au at the distance of KELT J072709+072007). Our conventional AO imaging, meanwhile, allows us to exclude companions with $\Delta K_p < 5$ at $0''.15$ (90 au), with limits improving to ~ 9 magnitudes at $2''.0$ (~ 1000 au). Note that, while we would have detected a star like KELT J072709+072007B if there were one at large projected separations ($\gtrsim 300$ au), neither high-contrast imaging method would reveal an M star at shorter separations. This highlights the difficulty of detecting binary systems like KELT J072709+072007 with high-contrast imaging.

2.5.2 Gaia DR2 Comoving Companion Search

As we have found that KELT J072709+072007 is young (§3.1), with an age of 183 Myr, it is possible that it could still be associated with other stars that formed with it as part of a moving group. We used Gaia DR2 to search for potential comoving companions outside the field of view of our Keck imaging observations. There are 20,654 Gaia DR2 sources within a projected separation of 10 pc (55.9') of KELT J072709+072007. Of these, 160 have proper motions differing from those of KELT J072709+072007 by less than 1σ , and either a parallax differing by less than 1σ or distances of less than 10 pc from KELT J072709+072007. All of these comoving candidates, however, are very faint and have parallax and proper motion uncertainties of > 0.5 mas and > 0.9 mas yr $^{-1}$, respectively. We thus conclude that these are likely to be spurious matches simply due to low-quality measurements of these faint sources. Additionally, 222 of the 20,654 Gaia DR2 sources have radial velocity measurements. None of these differ from the absolute RV of KELT J072709+072007 by less than 5σ , and also have parallaxes

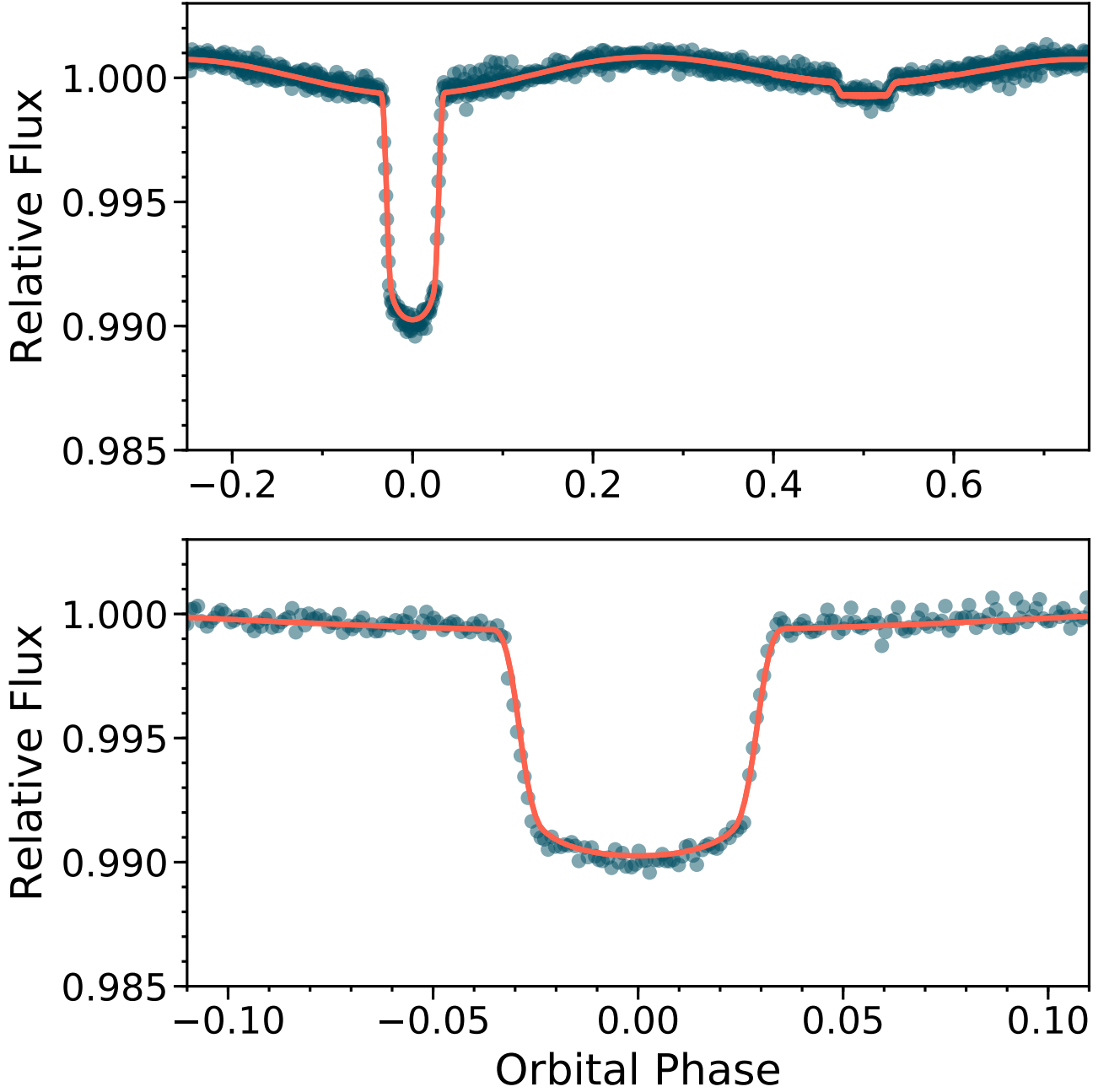


Figure 3. TESS light curve of KELT J072709+072007 (grey points) and best-fit model (red line) phase-folded to the best-fit ephemeris from the global fit in Section 3.1. The 1% transit and sub-mmag secondary eclipse are shown at phases 0.0 and 0.5, respectively, and out-of-eclipse (i.e. neither during primary nor secondary eclipse)

variability is visible, reaching maxima at orbital quadrature.

and proper motions disagreeing by less than 5σ . We thus conclude that there is no evidence for any comoving companions to KELT J072709+072007 within 10 pc down to a magnitude difference of $\Delta G \sim 12$, corresponding to a candidate mass of approximately $0.17 M_{\odot}$ (using the *isochrones* code; Morton 2015).

3 ANALYSIS AND RESULTS

3.1 Global Fit Results

Modeling the KELT J072709+072007 system incorporates a series of factors not usually accounted for in traditional transiting exoplanet models.

Rapidly rotating stars are oblate in shape, with a smaller polar radius than equatorial radius by up to $\sim 10\%$. This deviation from the spherical geometry induces grav-

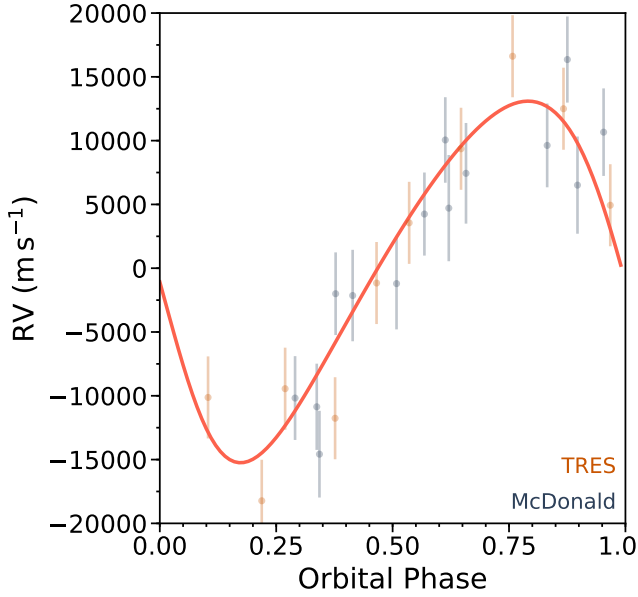


Figure 4. TRES (orange points) and McDonald (blue points) radial velocities of KELT J072709+072007, along with the best-fit Keplerian RV orbit from Section 3.1 (red-orange line). The model and data are phase-folded to the best-fit orbital period, where phase 0.0 corresponds to mid-transit. Note that we exclude the MIKE RV data and the near- and in-transit TRES data from our analysis and thus do not attempt to model the Rossiter-McLaughlin effect; rather, we model the Doppler Tomography signal from the spectra taken by MIKE before, during, and after transit.

ity darkening in the stellar surface brightness, with the polar surface brightness being brighter and hotter than the equatorial surface brightness (von Zeipel 1924). To account for the effects associated with a rapidly rotating primary star, our modeling follows the process laid out in Zhou et al. (2019), and differs from standard planetary and binary stellar models in the following ways:

- We utilize a set of disk-integrated SEDs that accounts for the gravity darkening effect as viewed from different line-of-sight inclinations (I_*). The same rotating star appears cooler and fainter when viewed equator on, and hotter and brighter when viewed pole-on. At each iteration of the model fitting, we interpolate our SED grid against the tested stellar mass M_1 , radius R_1 , metallicity $[\text{Fe}/\text{H}]$, rotational velocity $v \sin I_*$, I_* , parallax, and interstellar reddening $E(B - V)$ of the system, and compute the χ^2 difference between the interpolated SED and the observed APASS and 2MASS results.
- We account for the deformed shape of the transit, as the stellar rotation deforms the primary star into an oblate shape. For an oblate primary star, the transit duration would be longer along the equator, with projected obliquity of $|\lambda| = 0^\circ$, and shorter from pole to pole, with $|\lambda| = 90^\circ$.
- The light curve of a transit across a gravity-darkened star is dependent on the obliquity angle (Barnes 2009). We adopt the `simultrans` package (Herman et al. 2018) to account for the transit gravity darkening effect in our light curve modeling.
- The primary star stellar parameters are constrained

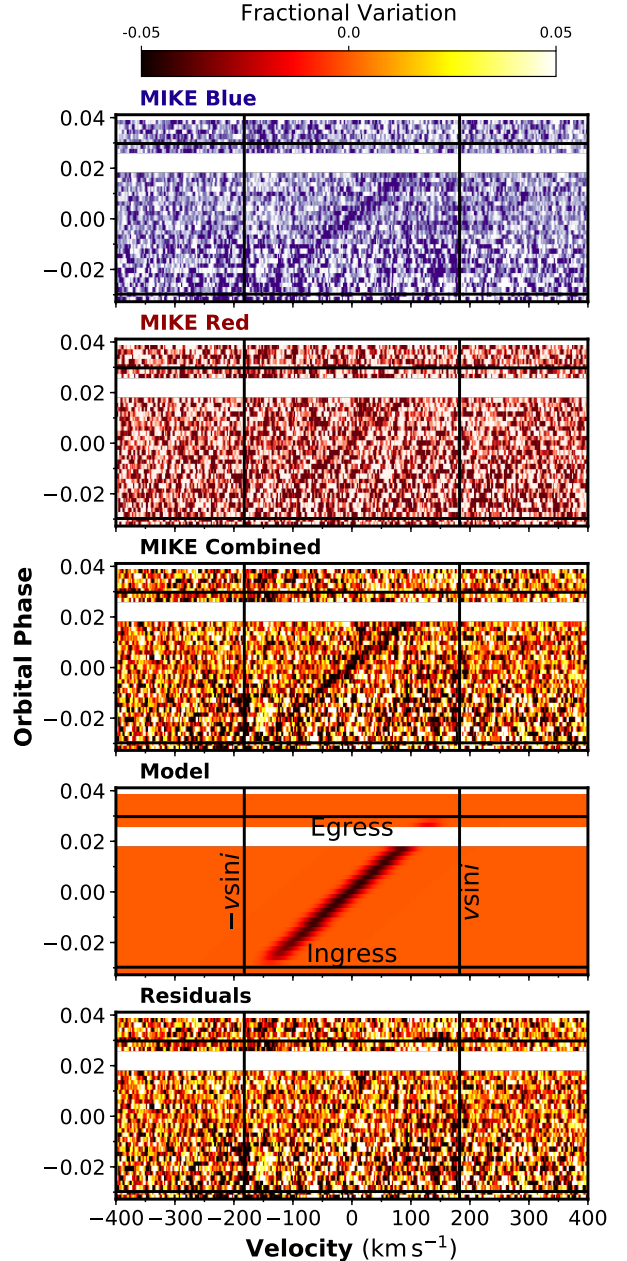


Figure 5. Spectroscopic transit of KELT J072709+072007 with MIKE on the Magellan telescope. *From top:* Blue-arm, red-arm, and combined observations of the transit; the best-fit spectroscopic transit model; and the residuals. The transit is visible in the MIKE data and absent in the residuals.

by the Geneva rotational isochrones (Ekström et al. 2012). Importantly, the stellar oblateness is inferred from the isochrone at each iteration based on the trial primary stellar mass M_1 , radius R_1 , metallicity $[\text{Fe}/\text{H}]$, rotational velocity $v \sin I_*$, and I_* .

The non-negligible mass and luminosity of the secondary star also induces phase variations in the light curve. We incorporate the phase variations of the system via a BEaming, Ellipsoidal and Reflection/thermal variation (BEER) analysis (e.g. Faigler & Mazeh 2011; Esteves et al. 2013). We decompose the phase variations to that con-

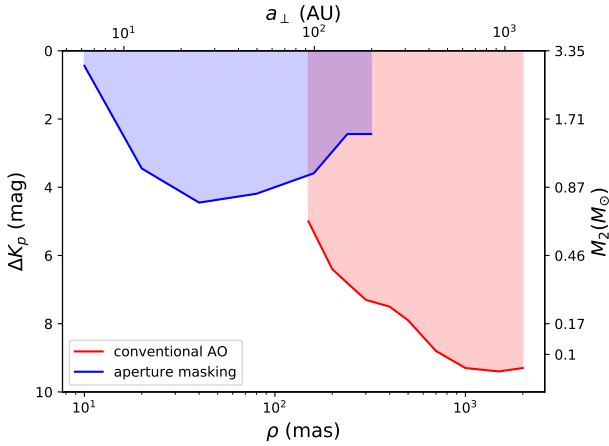


Figure 6. 5σ contrast curves from our NIRC2 imaging, with the conventional AO and coronagraphic curve in red and the non-redundant aperture masking interferometric curve in blue. The excluded regions are shaded. The upper axis shows the corresponding projected separation, given the *Gaia* DR2 distance to the system. The right axis shows the approximate secondary mass corresponding to each ΔK_p value, estimated using the *isochrones* code (Morton 2015). The MIST isochrones (Dotter 2016; Choi et al. 2016) used by *isochrones* only go down to $0.1 M_\odot$, close to the hydrogen-burning limit below which the magnitude of an object is a strong function of its age. We therefore do not plot any tick marks below the $0.1 M_\odot$ level.

tributed by the star’s phase function F_p , secondary eclipse F_{ecl} , Doppler boosting F_d , and ellipsoidal variations F_e , following equation 1 and associated subsequent formulations laid out in Esteves et al. (2013). We fit for the amplitudes of each component simultaneous with the global modeling.

We use the available discovery and multi-band follow-up light curves, RVs, DT measurements, *Gaia* DR2 parallax (Gaia Collaboration et al. 2018b), APASS (Henden et al. 2015) and 2MASS (Skrutskie et al. 2006) magnitudes in our global modeling. We model the entire dataset with free parameters describing the orbital period P , transit ephemeris T_0 , mass of primary star M_1 , mass of secondary star M_2 , radius of primary star R_1 , line of sight inclination I_* , metallicity $[\text{Fe}/\text{H}]$, parallax, and interstellar reddening $E(B - V)$. Parameters that largely govern the photometric transit include the inclination i , radius ratio R_2/R_1 , and gravity darkening coefficient β , as per von Zeipel (1924). RV parameters include $\sqrt{e} \cos \omega$, $\sqrt{e} \sin \omega$, velocity offsets γ for each instrument, and velocity jitter parameters for each instrument. The spectroscopic transit requires the additional parameters λ , $v \sin I_*$, and the velocity of the non-rotational stellar broadening component v_{broad} ; the latter is modeled as per Gray’s radial tangential function (Gray 1976).

As in Zhou et al. (2019), we sample the parameters’ posteriors with the Markov Chain Monte Carlo method implemented in *emcee* (Foreman-Mackey et al. 2013). We adopt Gaussian priors on the rotational broadening velocity, based on its spectroscopically measured value; $[\text{Fe}/\text{H}]$, based on the Galactic disk metallicity at $0.15 - 1.00$ Gyr (Robin et al. 2003); and the system parallax, using the *Gaia* DR2 value (Gaia Collaboration et al. 2018a) with the Stassun & Tor-

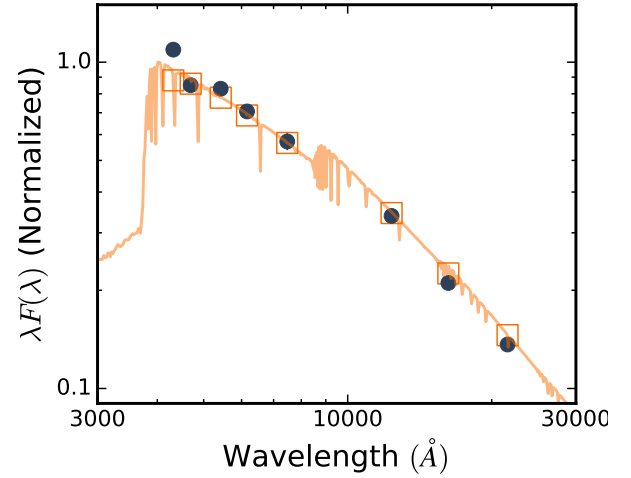


Figure 7. Model spectral energy distribution (SED; orange lines) of KELT J072709+072007. The literature broad-band photometric measurements are the black points, while the model-predicted values in each corresponding passband are the red squares.

res (2018) systematic correction. We place upper limits on the allowed interstellar reddening values, corresponding to the maximum reddening value from Schlafly & Finkbeiner (2011), and on $V_{\text{non-rot}}$, corresponding to the width of the planetary signal in the DT data. We place uniform priors on $\cos I_*$, between 0 and 1, and β , between 0 and 0.3 as motivated by theoretical models of gravity darkening (see e.g. Espinosa Lara & Rieutord 2011).

Table 4 lists the system parameters from this analysis, while the data and best-fit models are shown in Figures 2, 3, 4, 5, and 3.1. We find that KELT J072709+072007A has a mass of $3.34 M_\odot$, a polar radius of $3.1 R_\odot$, a slight oblateness quantified by a polar-to-equatorial radius ratio of 0.95, an effective temperature of 12,000 K, and a luminosity of $180 L_\odot$; these parameters are consistent with a B9V spectral type (Pecaut & Mamajek 2013).

We also find KELT J072709+072007B to have a mass of $0.22 M_\odot$ and a radius of $0.30 R_\odot$, with a surface brightness in the TESS bandpass that is 4% of KELT J072709+072007A’s at the time of secondary eclipse. We infer that the system is young (183 Myr) which suggests that KELT J072709+072007B may not yet be on the Main Sequence – see Section 3.4 for a comparison to low-mass isochrones. Despite the young age, for which one would not yet expect tidal forces to produce spin-orbit alignment, we infer that the orbit of KELT J072709+072007 is aligned, with a small projected obliquity, $\lambda = 1.3^\circ$.

We note that visible discrepancies between the best-fit model light curve and the data – such as the later-than-observed model ingress of the TESS data – may result from any uncorrected systematic effects in the data themselves or from any missing physics in our model, including our simple treatments of tidal deformation and gravity darkening.

3.2 Location and Motion in the Galaxy

We determine the motion of KELT J072709+072007 through the Galaxy to place it in one of the Galactic

Table 4. Median values and 68% confidence interval for the physical and orbital parameters of the KELT J072709+072007 system

Parameter	Description (Units)	Value	Priors
Fitted Parameters:			
<i>Stellar Parameters:</i>			
M_1	Primary stellar mass (M_\odot)	$3.34^{+0.07}_{-0.09}$	
R_1	Primary stellar radius (R_\odot)	$3.10^{+0.08}_{-0.10}$	
M_2	Companion stellar mass (M_\odot)	0.22 ± 0.02	
R_2/R_1	Radius ratio	0.0977 ± 0.0008	
[Fe/H]	Metallicity	$-0.01^{+0.1}_{-0.1}$	$\mathcal{G}(0.03, 0.13)^a$
β	Gravity darkening parameter	$0.049^{+0.048}_{-0.029}$	$\mathcal{U}(0, 0.3)^b$
$V_{\text{non-rot}}$	Non-rotational line broadening (km/s)	12 ± 1	$\mathcal{U}(0, 50)$
$V \sin I_{*,1}$	Rotational broadening (km/s)	183 ± 1	$\mathcal{G}(183.239, 1.46)$
<i>Orbital Parameters:</i>			
T_0	Time of primary eclipse center (BJD _{TDB})	$2457064.72887^{+0.00089}_{-0.00090}$	
P	Orbital period (days)	$3.62187347^{+2.91 \times 10^{-6}_{-2.64 \times 10^{-6}}}$	
$\sqrt{e} \cos \omega$	—	$0.010^{+0.0396}_{-0.0275}$	
$\sqrt{e} \sin \omega$	—	$0.114^{+0.273}_{-0.189}$	
i	Inclination (deg)	$95.27^{+0.69}_{-0.88}$	
$I_{*,1}$	Rotation axis inclination (deg)	78 ± 8	$\cos I_\star^c(0, 1)$
λ	Projected spin-orbit alignment (deg)	$1.32^{+0.78}_{-0.71}$	
π	Parallax (mas)	1.69 ± 0.05	$\mathcal{G}(1.6250, 0.0785)$
E_{B-V}	Reddening	$0.016^{+0.016}_{-0.015}$	$\mathcal{U}(0, 0.0415)$
<i>RV & Phase Curve Parameters:</i>			
A_{refl}	Reflection amplitude (ppm)	415^{+91}_{-92}	
A_{beam}	Doppler beaming amplitude (ppm)	29^{+37}_{-35}	
A_{ellip}	Ellipsoidal variation amplitude (ppm)	652^{+43}_{-46}	
H_{dilute}	Dilution factor for KELT	$0.776^{+0.039}_{-0.038}$	
γ_{McDonald}	RV offset (km/s)	2^{+1}_{-1}	
γ_{TRES}	RV offset (km/s)	10 ± 1	
σ_{McDonald}	RV jitter (km/s)	3 ± 1	
σ_{TRES}	RV jitter (km/s)	3 ± 1	
σ_{Gaia}	Gaia photometry jitter (ppm)	886^{+2428}_{-664}	
Derived Parameters:			
<i>Stellar Parameters:</i>			
$R_{1,\text{pole}}/R_{1,\text{eq}}$	Primary stellar oblateness	$0.935^{+0.004}_{-0.002}$	
$T_{\text{eff},1}$	Primary effective temperature (K)	11960^{+430}_{-520}	
$\log g_1$	Primary surface gravity	4.01 ± 0.04	
L_1	Primary luminosity (L_\odot)	179^{+26}_{-28}	
Age	Primary stellar age (Myr)	183^{+33}_{-30}	
V_{crit}	Breakup velocity (km/s)	451 ± 8	
V/V_{crit}	Rotation-to-breakup velocity ratio	0.416 ± 0.009	
S_2/S_1	Surface brightness ratio	$0.052^{+0.015}_{-0.016}$	
R_2	Companion stellar radius (R_\odot)	$0.303^{+0.007}_{-0.010}$	
<i>Orbital Parameters:</i>			
e	Eccentricity	$< 0.07 (1\sigma)$	
a	Semi-major axis (a.u.)	$0.0689^{+0.0004}_{-0.0006}$	
a/R_1	Semi-major axis, in stellar radii	$4.77^{+0.16}_{-0.10}$	
b	Impact parameter	$0.44^{+0.05}_{-0.06}$	
T_{14}	Primary eclipse duration (days)	$0.246^{+0.003}_{-0.005}$	
K_{RV}	RV semi-amplitude (km/s)	$13.89^{+1.41}_{-1.31}$	

NOTES^a Gaussian prior (mean, standard deviation).^b Uniform prior (lower limit, upper limit).

stellar populations. We adopt an absolute RV of $11.15 \pm 0.13 \text{ km s}^{-1}$ by adding together the binary's barycentric RV (γ_{TRES} in Table 4), the offset between the RVs recovered from the least-squares deconvolution and cross-correlation (CCF) methods, 1.755 km s^{-1} , and the known offset of -0.610 km s^{-1} between the TRES RVs and the IAU standard scale. We list the individual relative RVs and their uncertainties in Table 3. We calculate U , V , and W space velocities by combining the adopted absolute RV with a parallax and proper motions from *Gaia* DR2 (Gaia Collaboration et al. 2018a; Lindegren et al. 2018), with the parallax corrected for the $0.0820 \mu\text{as}$ systematic offset found by Stassun & Torres (2018). We adopt the Coşkunoğlu et al. (2011) solar velocity with respect to the Local Standard of Rest. We note that we could have used the estimate of the distance to KELT J072709+072007 from the global analysis (see 4). However, given that the global analysis does not provide an absolute RV or a proper motion of the star, we chose to just use extrinsically-determined quantities for this analysis. We note that the GAIA DR2-derived distance and the distance derived by the global fit differ by only $\sim 0.8\sigma$.

For KELT J072709+072007, $(U, V, W) = (-3.16 \pm 0.25, 8.08 \pm 0.32, -0.32 \pm 0.58)$ – all in units of km s^{-1} – where positive U points toward the Galactic Center. We find a 99.5% probability that KELT J072709+072007 belongs to the thin disk, according to Bensby et al. (2003).

Furthermore, we find that KELT J072709+072007 is located $615 \pm 30 \text{ pc}$ away from the Sun. At $b \simeq 11^\circ$, this system has a vertical (Z) distance from the Sun of $Z - Z_\odot = 120 \text{ pc}$. Taking into account the Bovy (2017) distance of the sun above the Galactic plane of $Z_\odot \simeq 30 \text{ pc}$ as determined from giant stars, this implies a vertical distance of this star from the Galactic plane of $\sim 150 \text{ pc}$. This is a surprisingly large Z distance, given the scale height of late B/early A stars is $\sim 50 \text{ pc}$ (Bovy 2017).

To show the evolution of KELT J072709+072007A, we plot a Kiel $\log g_* - T_{\text{eff}}$ diagram in Figure 8. Given our inferred age of 183 Myr, KELT J072709+072007 A is likely not an evolved star. The age of KELT J072709+072007A, its Galactic space velocities, and its location on a Kiel diagram are all consistent with the inference that this system is relatively young. However, the relatively large distance of KELT J072709+072007 above the plane is somewhat surprising.

3.3 BEER Analysis of Out-of-eclipse Variations

As a point of comparison for the analytic out-of-eclipse modeling performed as part of the global fit in Section 3.1, we adapt the equations of Shporer (2017) to perform a separate BEER analysis (Faigler & Mazeh 2011) of the out-of-eclipse TESS photometry.

(i) **Doppler Beaming:** The beaming effect is analogous to RV blue- and red-shifts of stellar spectral lines due to the gravitational influences of nearby companions. This effect leads to the flux emitted along our line of sight being shifted to higher or lower energies, depending on the phase of the orbit, which produces flux variations that depend on the wavelength range being observed and the radial velocity and SED of the emitting body. In terms of the RV semiamplitude K and the speed of light c , the relative amplitude of the beam-

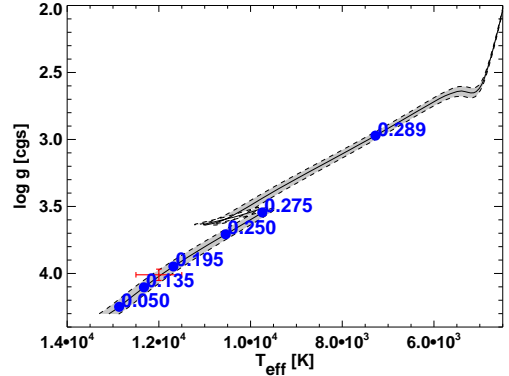


Figure 8. Kiel diagram showing the evolutionary track (solid line) and 1σ contours (dashed lines; grey shading) for KELT J072709+072007 A (red cross) using the best-fit stellar parameters from Section 3.1. Blue points denote locations along the track at the specified ages. KELT J072709+072007 A is a little more than halfway to the end of its main-sequence lifetime.

ing effect is given by $\alpha_{\text{beam}} \frac{4K}{c}$, where α_{beam} is an order-unity function of the star's rest-frame SED slope within the observed wavelength range weighted by the transmission curve of the corresponding bandpass (see Loeb & Gaudi 2003, Shporer 2017). In terms of stellar and orbital parameters, this becomes

$$A_{\text{beam}} = 0.0028 \alpha_{\text{beam}} \left(\frac{P}{\text{day}} \right)^{-1/3} \times \left(\frac{M_1 + M_2}{M_\odot} \right)^{-2/3} \left(\frac{M_2 \sin i}{M_\odot} \right) \quad (1)$$

(ii) **Ellipsoidal Variations:** A massive body (e.g. star or planet) can also distort the shape of its binary companion, producing ellipsoidal variations. To first order in the equilibrium-tide approximation (valid for stars with thick convective envelopes),

$$A_{\text{ell}} = \frac{64}{5} \alpha_{\text{ell}} \sin^2 i \left(\frac{R_1}{R_\odot} \right)^3 \left(\frac{P}{\text{day}} \right)^{-2} \left(\frac{M_2}{M_J} \right) \left(\frac{M_1 + M_2}{M_\odot} \right)^{-2}, \quad (2)$$

where, for a primary star linear limb-darkening coefficient u_1 and gravity-darkening coefficient β_1 ,

$$\alpha_{\text{ell}} = 0.15 \frac{(15 + u_1)(1 + \beta_1)}{3 - u_1} \quad (3)$$

(iii) **Reflected and Re-radiated Light:** Finally, additional flux variations can be caused by one body reflecting, scattering, or absorbing and re-radiating the incident flux from the other. The combination of these effects is modeled as

$$A_{\text{ref}} = 57 \alpha_{\text{ref}} \sin i \left(\frac{M_1 + M_2}{M_\odot} \right)^{-2/3} \left(\frac{P}{\text{day}} \right)^{-4/3} \left(\frac{R_2}{R_J} \right)^2. \quad (4)$$

Here, $\alpha_{\text{ref}} = 10 p_{1,\text{geo,eff}}$, where $p_{1,\text{geo,eff}}$ is the effective geometric albedo accounting for reflected and scattered light in the observed bandpass and any phase-dependent re-radiation of absorbed incident flux. We note that our use

of the term “albedo” is a misnomer: our albedo incorporates any contributions from scattered and/or re-radiated light in addition to reflected light, though the stars’ intrinsic fluxes in the TESS bandpass are modeled separately.

Expressions for the companion star can be obtained by swapping the subscripts 1 and 2 in the above equations. These equations are similar to those in, e.g. [Shporer \(2017\)](#), but modified to account for the non-negligible mass of a stellar companion.

We fit the out-of-eclipse data for the stellar parameters M_1 , R_1 , $T_{\text{eff},1}$, M_2 , R_2 , $T_{\text{eff},2}$; the orbital inclination i , and a zero-point offset, a_0 . We use the global fit results as starting values for these parameters and enforce Gaussian priors on M_1 , R_1 , $T_{\text{eff},1}$, and i with widths equal to the average of the upper and lower 1σ uncertainties from the global fit. We also adopt a prior on the surface brightness ratio, S_2/S_1 , which is important for the beaming calculation as described below.

For KELT J072709+072007A, we fix β_1 to the best-fit value from the global fit. We adopt the other gravity-darkening and linear limb-darkening coefficients from [Claret \(2017\)](#). We use the best-fit $\log g_*$, $[\text{Fe}/\text{H}]$, and $T_{\text{eff},1}$ to determine a linear limb-darkening coefficient of $u_1 = 0.295$; we adopt a coefficient for the companion, $u_2 = 0.5$, based on the $\log g_*$ calculated from the global fit and assuming that 1) the companion’s metallicity is the same as the primary star’s metallicity and 2) the companion is cool, with $T_{\text{eff},2} \sim 3200$ K as inferred from the 200 Myr isochrone used in Section 3.4. We use the same input parameters to obtain β_2 .

We adopt an albedo of 1 for the primary and 0.5 for the companion based on calculations from [Ruciński \(1969\)](#) and [Rucinski \(1989\)](#). We calculate α_{beam} following [Loeb & Gaudi \(2003\)](#); [Shporer \(2017\)](#) and using the TESS filter’s response function and NextGen model stellar atmospheres ([Hauschildt et al. 1999](#)). We use the trial values of each stars’ effective temperature, with the fixed surface gravity and metallicity values as described in the previous paragraph, to generate an SED for each star. We use the SEDs both to compute α_{beam} and to determine the surface brightness in the TESS bandpass. We use these surface brightnesses to determine the flux ratio in the TESS bandpass and to compare against the prior surface brightness value from the global fit. The surface brightness ratio from the global fit is computed from the secondary eclipse depth and the stellar radius ratio, so it includes the loss of light from both the companion’s intrinsic flux and the incident flux it reflects and/or re-radiates. We account for this by adding the reflection amplitude from Equation 4 to the intrinsic flux ratio, multiplying by $(R_1/R_2)^2$, and comparing against the global fit surface brightness ratio.

In contrast to phase curve analyses of star-planet systems, KELT J072709+072007B may exhibit its own flux variations due to its relatively higher mass and luminosity. For this reason, we also calculate KELT J072709+072007B’s BEER amplitudes; the ellipsoidal variation signal has the same sign as that for KELT J072709+072007A, while the beaming and reflection effects is of opposite sign. The amplitudes reported in Table 5 are the amplitudes of the combined signals. For this system, the M dwarf’s BEER amplitudes are negligible (< 5 ppm).

Figure 9 shows the phase-folded TESS light curve (with

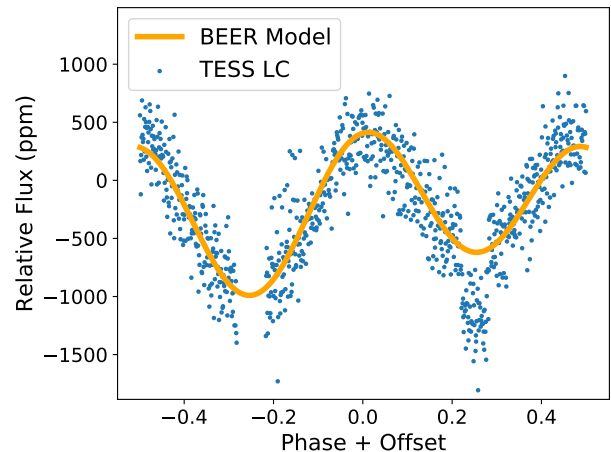


Figure 9. TESS light curve (blue points) and best-fit BEER-only model (orange line). Both are phase-folded to the best-fit ephemeris from Table 4 in Section 3.1.

eclipses included) and the best-fit BEER model. The ellipsoidal variations are readily apparent, as noted in Section 3.1, and are well-fit by the model. The difference in model depth between the minima at the primary and secondary eclipses can be explained by the fact that the analytic prescription for the reflected light effect reaches its minimum and maximum at primary and secondary eclipse, respectively.

We find a combined beaming amplitude of 61 ± 5 parts-per-million (ppm). We find an effective temperature for KELT J072709+072007B of $T_{\text{eff},2} = 3300^{+600}_{-1500}$ K. While poorly constrained, this temperature is consistent with the isochrone-predicted effective temperature used to compute the companion’s limb-darkening coefficient.

We also measure ellipsoidal variation and reflection/reradiation amplitudes of 576 ± 13 and 185 ± 13 , respectively. Despite the two different phase functions used for the reflection effect, we find no significant differences between the inferred parameters. We discuss some caveats to our analysis in Section 2, but we leave a more detailed study of the analytic BEER formulae and their application to binaries like KELT J072709+072007 to future work.

3.4 Comparison to Low-mass Stellar Isochrones

In Sections 3.1 and 3.3, we infer a companion mass that is consistent with a fully convective M star. Here, we determine whether the M star’s radius is “inflated” (i.e. larger than the model-predicted radius) for its inferred mass. Low-mass stellar evolutionary models predict radii and effective temperatures that are 5 – 15% smaller and hotter, respectively, than observed values (see, e.g., [Torres et al. 2010](#); [Kraus et al. 2011](#); [Birkby et al. 2012](#); [Mann et al. 2015](#)). These discrepancies appear to be larger for M dwarfs with fully convective interiors and smaller for more massive M dwarfs with partially convective interiors ([Han et al. 2017](#)), but this trend does not hold for every system (e.g. [Han et al. 2019](#)). These effects are seen even in young, pre-main sequence M stars, such as USco 5 ([Kraus et al. 2015](#)). Moreover, robust

Table 5. KELT J072709+072007 BEER Results: Median Values & 68% Confidence Interval

Parameter	Description (Units)	Value	Priors
Fit Parameters			
M_1	Primary star mass (M_\odot)	3.27 ± 0.08	\mathcal{G}^a
R_1	Primary star radius (R_\odot)	3.54 ± 0.08	\mathcal{G}
$T_{\text{eff},1}$	Primary star effective temperature (K)	12200^{+500}_{-450}	\mathcal{G}
M_2	Companion mass (M_\odot)	0.17 ± 0.01	–
R_2	Companion radius (R_\odot)	0.29 ± 0.01	–
$T_{\text{eff},2}$	Companion effective temperature (K)	3300^{+600}_{-1500}	–
i	Inclination (degrees)	95.2 ± 0.8	\mathcal{G}
a_0	Flux normalization	0.999771 ± 0.000008	–
Derived Parameters			
F_2/F_{tot}	Companion-to-total flux ratio (ppm)	87^{+133}_{-86}	–
A_{ell}	Combined ellipsoidal variation amplitude (ppm)	576 ± 13	–
A_{ref}	Combined reflection/re-radiation amplitude (ppm4)	185 ± 13	–
A_{beam}	Combined Doppler beaming amplitude (ppm)	61 ± 5	–

NOTES

^a Gaussian prior derived from parameters listed in Table 4.

^b Uniform prior over specified range.

determination of these discrepancies is hindered in part by inaccurate or imprecise measurements of the stellar parameters (see, e.g., Healy et al. 2019, whose updated masses for NSVS 07394765, from high-resolution spectroscopy, reduce the “hyperinflation” seen by Çakırlı (2013) or derived from heterogeneous analysis and observational methods (see Torres 2013 for a discussion on these issues).

In Figure 10, we plot the ratio of observed radii to model-predicted radii for M-M double-lined eclipsing binaries (DLEBs) in the literature, taken from the Detached Eclipsing Binary Catalogue (DEBCat; Southworth 2015). We plot the same for KELT J072709+072007B, using the radii from both the global and the BEER analysis and comparing to masses and radii from a 200 Myr Baraffe et al. (2015) isochrone, which is close to the age upper limit inferred for KELT J072709+072007A from the global fit. We find that the global-fit radius is $26 \pm 8\%$ larger than the 200 Myr isochrone would predict, indicating significant observed-radius inflation relative to the model-predicted value. This larger-than-expected radius is not likely to be a systematic effect caused by our treatment of gravity darkening in the TESS light curve. Barnes (2009) shows that, while a mistreatment of gravity darkening can bias the inferred companion radius if the impact parameter and/or stellar obliquity are large, the effect is smaller for a more aligned transit.

Since we determine quite precise quantities from the light curve – 1% fractional uncertainty on the radius ratio, for example – and since our inferred value of β is smaller than one might expect for a hot, rapidly rotating star, we examine how different values of β may affect our radius ratio measurement. We calculate the marginalized posterior distribution of R_2/R_1 for $\beta = 0.15 \pm 0.02$ from the MCMC chains and determine the median value and 68% confidence interval. We find that $R_2/R_1 = 0.09765^{+0.00074}_{-0.00076}$; both the value itself and the fractional precision are in strong agreement with the result from the global fit, $R_2/R_1 = 0.0977 \pm 0.008$.

Similarly KELT J072709+072007B’s radius inferred

from the separate BEER analysis is $38 \pm 7\%$ larger, driven by the smaller mass but similarly sized radius. Despite the large mass uncertainty (8%) on the global analysis value, the precision we achieve on the radius inflation for KELT J072709+072007B is comparable to the achieved precision for all but the best-characterized DLEB M dwarfs.

To determine if the radius inflation seen in Figure 10 could be an effect of stellar evolution, we compare KELT J072709+072007B’s mass and radius from the global fit and BEER analyses to isochrones spanning 80 Myr to 10 Gyr from Baraffe et al. (2015). As shown in Figure 11, KELT J072709+072007B sits above the ≥ 200 Myr isochrones, and the global-fit derived parameters are consistent with the values from the 80 Myr isochrone. This would suggest that either the age inferred from the global fit is $> 3\sigma$ too old, or the age is accurate but irradiation effects are inflating KELT J072709+072007B’s radius. While KELT J072709+072007B also sits above the 10 Gyr isochrone, the age of the Universe is approximately 14 Gyr, so we can rule out KELT J072709+072007B being an exceptionally old, evolved star.

To determine whether or not the observed radius inflation could be explained by stellar activity (e.g. magnetic inhibition), we estimate the expected radius discrepancy assuming that KELT J072709+072007B is tidally synchronized. We calculate the rotation period $P_{\text{rot}} = P_{\text{orb}} \times (1 - e)^{1.5}$, using the median values from Section 3.1. From P_{rot} and Equation 3 of West et al. (2015), we calculate a fractional H_α luminosity. We then determine the fractional X-ray luminosity from the fractional H_α luminosity via the empirical relation of Stassun et al. (2012). Finally, we use the Stassun et al. (2012) relations between fractional X-ray luminosity and observed-versus-modeled radius discrepancy. From this, we would expect KELT J072709+072007B’s radius to be inflated by $13 \pm 11\%$, which is consistent with our global fit result at $< 1.5\sigma$.

Given KELT J072709+072007B’s high surface gravity, we do not suspect that KELT J072709+072007A’s irradiation is inflating KELT J072709+072007B’s radius. Simpli-

fied models of irradiated low-mass stars indicate that the insolation received by KELT J072709+072007B would inflate its radius by at most 5% (Lucy 2017). Additionally, the KELT J072709+072007B’s “dayside” brightness temperature, which is calculated from the reflection-dominated secondary eclipse depth, is approximately its equilibrium temperature ($\sim 4300\text{K}$). Thus, most of the incident flux is being reflected or locally reprocessed.

The radius discrepancy exhibited by KELT J072709+072007B is similar to that seen in some other young low-mass stars, however. For example, the measured radius of the pre-main sequence (~ 800 Myr-old) M-type star PTFEB132.707+19.810B is 20% larger than predicted by isochrones (Kraus et al. 2017). Jackson et al. (2009) found that isochrones under-predicted the radii of stars in NGC 2516 (age ~ 150 Myr) by up to 50% at an inferred mass of $\sim 0.2M_{\odot}$.

It is possible that the radius discrepancy is the result of an accretion history that is not well-represented by these evolutionary models. Baraffe et al. (2017) showed that episodic accretion models can produce a spread in luminosity at a given temperature and age, which would correspond to a spread in radius. These models attempt to explain the spread seen in FU Orionis stars and are limited to ages below 50 Myr, so it is unclear what effect KELT J072709+072007B’s accretion history – and how it may deviate from the accretion history of a similar, single star due to the presence of KELT J072709+072007B – has on the inferred stellar parameters.

We also note that we are, in effect, comparing the predictions of stellar evolutionary models (specifically, the Geneva isochrones as applied to KELT J072709+072007A, which indirectly constrain KELT J072709+072007B’s parameters) to predictions of other stellar evolutionary models (the Baraffe isochrones). As the Geneva models are tailored to hot, massive, rapidly rotating stars, while the Baraffe models are intended for cool, low-mass stars, we can get a sense of the relative accuracy of these models. Without a model-independent determination of KELT J072709+072007’s physical properties, however, we cannot evaluate the absolute accuracy of these models.

Finally, Figure 12 shows that our inferred age for KELT J072709+072007 B is consistent with it being a pre-main sequence star, per Baraffe et al. (2015) evolutionary models for a $0.2M_{\odot}$ star and a $0.3M_{\odot}$ star. From this evolutionary track, KELT J072709+072007B would reach the main sequence at an approximate age of 300 Myr, which is about when KELT J072709+072007A would cease burning hydrogen in its core.

4 DISCUSSION

4.1 Low-mass Companions to Intermediate-mass Stars

We report the discovery and analysis of the very low mass ratio, $q \equiv M_2/M_1 = 0.07$, binary KELT J072709+072007. Such close-in, low-mass companions to intermediate-mass stars are rare. De Rosa et al. (2014) found that, for binaries with an A-star primary and relatively small projected separations (between 30 and 125 au), the mass ratio distribution is nearly flat; however, only 18 binaries fell within

this projected separation range, and the sample was limited to $q \gtrsim 0.15$. Moe & Di Stefano (2017) examined binaries with $q \geq 0.1$ and found that binaries with B-type primaries and periods less than 20 days prefer a mass ratio $q \approx 0.5$, with low eccentricities, $e \lesssim 0.4$; similarly, Gullikson et al. (2016) find a mass ratio distribution that peaks at $q \approx 0.3$ for binaries with A- or B-type primaries. However, their sample does not probe separations as short or mass ratios as small as those of KELT J072709+072007. As such, it is difficult to measure the shape of the low mass-ratio end of the distribution. The discovery of KELT J072709+072007 B demonstrates that the combination of ground-based transit surveys and TESS are capable of finding short-period, eclipsing EMRBs with intermediate-mass primaries. Although beyond the scope of the present work, a comprehensive survey using these facilities could provide the first solid constraints on the mass ratio distribution for such binaries.

Systems such as KELT J072709+072007 can provide unique insights into binary star formation processes. Most binaries are thought to form via core fragmentation (e.g. Boss & Bodenheimer 1979; Boss 1986; Bate et al. 1995), but some might form through disk fragmentation (Kratter & Matzner 2006; Stamatellos et al. 2011; Mercer & Stamatellos 2017). Such fragmentation is expected to occur at larger separations of 50–200 au from the primary. In either scenario, KELT J072709+072007B would likely have migrated in to its present-day orbit; if it migrated during KELT J072709+072007A’s pre-main sequence phase, we might expect KELT J072709+072007B to have accreted disk material along the way and have a mass that is more similar to KELT J072709+072007A. Dynamical interactions with a tertiary star (such as the Lidov-Kozai mechanism; Lidov 1962; Kozai 1962) could also produce a short present-day binary separation (Moe & Di Stefano 2017), but we see no evidence for a tertiary in the system. Alternatively, it may be possible for a gaseous clump to migrate to within 10 au of the primary protostar and form a low-mass stellar companion (Meyer et al. 2018).

Finally, we note that the radius, stellar inclination, and projected rotational velocity of KELT J072709+072007A that we infer from our global analysis implies a rotation period of approximately 0.8 days. Some studies of F-M binaries (e.g. Fernandez et al. 2009; Chaturvedi et al. 2018) assume tidal synchronization of the primary star to obtain the M dwarf’s mass and radius in a “model-independent” way. As the extreme example of KELT J072709+072007 shows and as Fernandez et al. (2009) found for one of their F-M EBs, this assumption may not hold for stars that experience inefficient tidal braking due to the absence of a substantial convective envelope, and caution must be exercised when applying this assumption to main-sequence stars above the Kraft break at $T_{\text{eff}} \approx 6250$ K.

4.2 Potential Sources of Phase-Curve Analysis Inaccuracies

4.2.1 Ellipsoidal Variations:

The ellipsoidal variation description assumes a strong equilibrium tide, and such tides are weak in hot stars with radiative envelopes (Zahn 1977). Moreover, following Hut (1980), tidal equilibrium requires a coplanar, circular orbit with corotating stars. KELT J072709+072007 satisfies

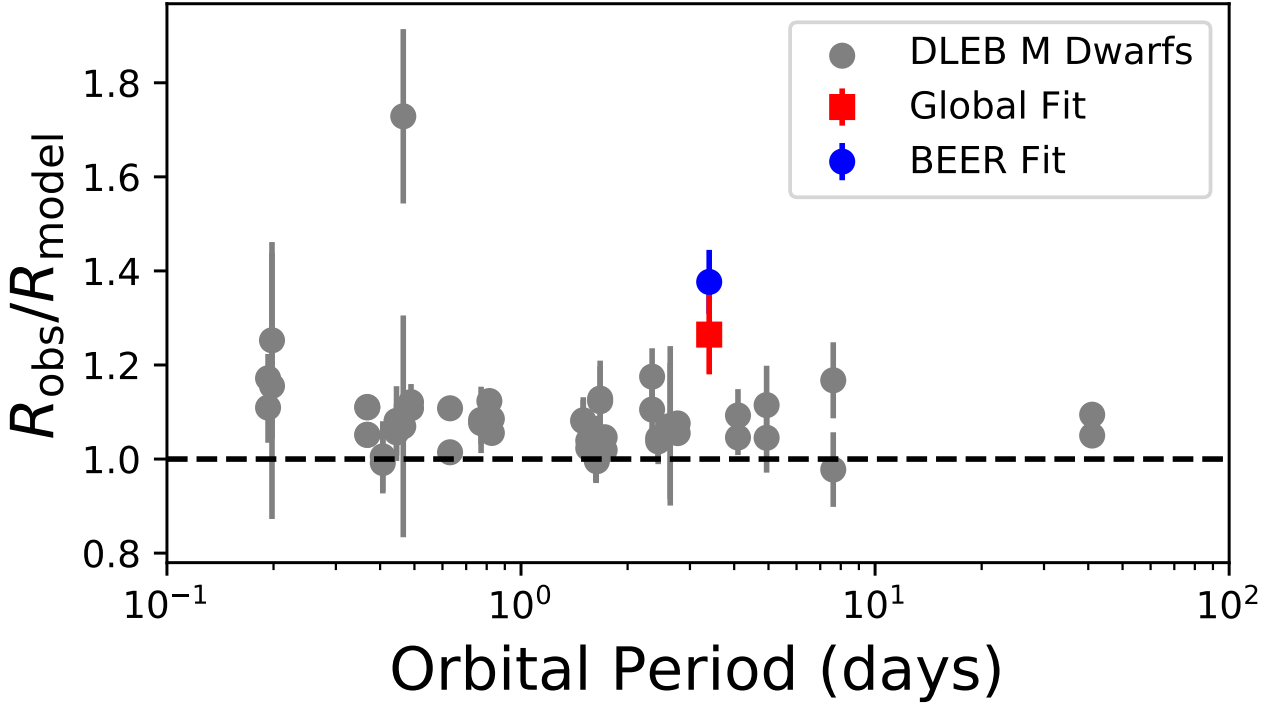


Figure 10. Radius inflation for KELT J072709+072007B as inferred from the global fit (red square) and BEER fit (blue point), compared to literature values for M dwarfs in double-lined EBs (grey points) as a function of orbital period. The constraint on the radius inflation from the global fit is comparable to all but the most precise determinations from M-M EBs.

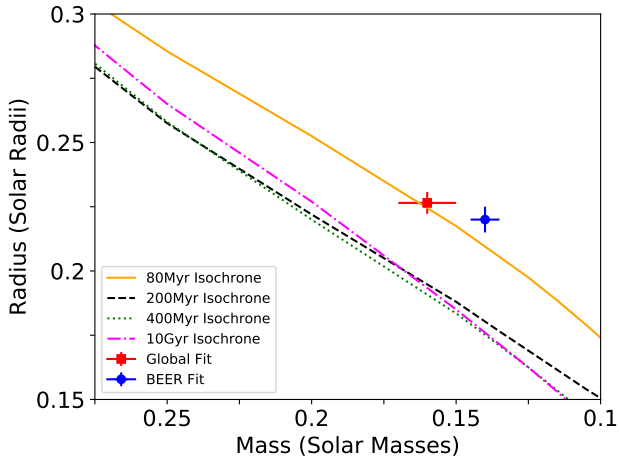


Figure 11. Stellar radius versus mass for KELT J072709+072007B as inferred from the global fit (blue circle) and the BEER analysis (red square) and compared to [Baraffe et al. \(2015\)](#) isochrones over a range of ages. Both analyses' results lie above the 200 Myr isochrone (black dotted line), indicative of larger-than-expected radii.

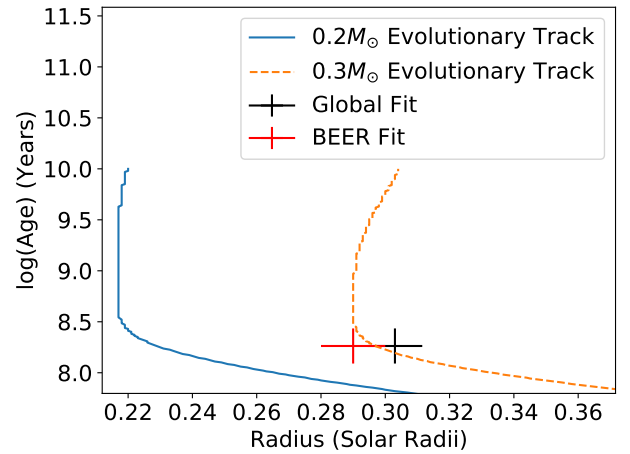


Figure 12. Age versus stellar radius for KELT J072709+072007B, using the radius inferred from the global fit (black cross) and the separate BEER analysis (red cross). The lines denote [Baraffe et al. \(2015\)](#) evolutionary tracks for a $0.2 M_{\odot}$ (blue line) and $0.3 M_{\odot}$ (orange line) star. For each track, the main sequence is shown as the nearly-vertical portion of the track.

the first two conditions: however, based on our best-fit values of R_1 , $v \sin I_{*,1}$, and $I_{*,1}$, we find a rotation period of $P_{\text{rot},1} \approx 0.9$ days, or $\sim 25\%$ of the orbital period. Although

our analytic equilibrium-tide model provides a good fit to the TESS phase curve, we cannot, strictly speaking, assume that KELT J072709+072007 is in tidal equilibrium.

Dynamically excited tidal oscillations are seen in other eclipsing binaries containing hot stars. Of note are the so-named “heartbeat stars” (e.g. Kumar et al. 1995; Fuller & Lai 2012) in which a binary companion on an eccentric orbit induces a strong, echocardiogram-like flux variation during periastron passage. This close approach excites a pulsation mode in the primary star whose period is approximately the pseudo-synchronization period (or a harmonic thereof).

Additionally, while we do incorporate gravity-darkening parameters in our phase curve analyses, our calculations in this section do not account for the complex geometry of the primary star’s surface. Ignoring any effects due to spin-orbit misalignment, then our choice of which primary stellar radius we use should affect what companion radius we infer: from Section 3.1, KELT J072709+072007A has a 6% pole-to-equator radius difference. From Equation 2, $M_2 \propto R_1^{-3}$, holding all other quantities fixed. Thus, $\sigma_{M_2}/M_2 \propto 3\sigma_{R_1}/R_1$, and a 6% change in the input B-star radius can effect an 18% change in the inferred M star mass.

4.2.2 Doppler Beaming:

Our calculation of the beaming parameter α_{beam} relies on stellar atmosphere models – more specifically, on the slope of the stellar SEDs within and near the TESS bandpass. While we use rotating stellar models to calculate disk-integrated fluxes in our global analysis, the NextGen model atmospheres (Hauschildt et al. 1999) we employ in this analysis are agnostic towards rotation and spin-axis-projection effects on the inferred stellar flux. In our global analysis, we find that KELT J072709+072007A’s rotation axis is roughly perpendicular to our line of sight, so we see more of the gravity-darkened equator than of the brightened poles. In this case, we would over-estimate the surface-integrated flux of the star, likely overestimate α_{beam} , and thus likely underestimate the M star’s mass. The M star mass inferred from our BEER analysis is indeed smaller than the global fit value, but not significantly so.

4.2.3 Reflection/Companion Phase Function:

Ascribing a $\cos \phi$ flux variation solely to reflection of incident flux is implausible. While bolometric geometric albedos for stars could be large (between 0.1-1; e.g. Ruciński 1969; Rucinski 1989), it is not clear that the geometric albedo in a red-optical filter (such as *TESS*) should also be significant. A fully-convective star’s atmosphere should not have sufficiently many free electrons to reflect a substantial portion of incident starlight.

It is more likely that such a phase-variant signal could be due to emitted flux differences across the face of the irradiated star (i.e. the part of the atmosphere being irradiated would be hotter and brighter than the opposing side). Such day-night temperature differences have been inferred from other systems. Moe & Di Stefano (2015) provides several examples of EMRBs in the LMC that show a brightening around secondary eclipse, when the dayside of the low-mass companion swings into our line of sight. In addition, the HW Virginis class of variables serves as an extreme example (e.g. Almeida et al. 2012). An HW Vir variable is an eclipsing binary composed of a hot subdwarf star and a low-mass stellar companion in a tight ($P \lesssim 0.5$ -day) orbit. In the specific

case of the HW Vir variable Konkoly J064029.1+385652.2, Derekas et al. (2015) estimate the temperature at the companion’s substellar point to be 22,000K, whereas its effective temperature is a comparatively mild ~ 4700 K. Irradiation effects have also been studied in the context of mass-transfer binaries (Ritter et al. 2000; Hernández Santisteban et al. 2016).

It may also be possible that other scattering processes – such as Rayleigh and Raman back-scattering off atmospheric molecules – induce a detectable, phase-dependent flux variation. Assuming incident photons with wavelength at the center of the TESS bandpass ($\lambda = 786.5\text{nm}$), and assuming they are incident upon an atmospheric shell of pure VO and/or TiO (with molecular polarizability $\alpha \approx 10\text{\AA}^3$)¹ with thickness equal to one scale height, a back-scattering signal of few-hundred-ppm amplitude may be produced at secondary eclipse (ignoring, of course, the occultation of the star doing the scattering). These polarizability quantities are not empirically determined, and a full numerical analysis of these scattering effects is beyond the scope of this paper.

5 CONCLUSIONS

We report the discovery of an eclipsing binary, KELT J072709+072007, with an extreme mass ratio of $q = 0.07$. We characterized KELT J072709+072007 by jointly analyzing the TESS phase curve, ground-based photometric and spectroscopic transits, RVs, the SED, and the Geneva isochrones. Our inferred parameters are consistent with a young EB consisting of a late-B dwarf primary star and a pre-main sequence M star companion. For its inferred mass, the M star’s radius is significantly larger than the value predicted by a pre-main sequence isochrone of similar age by $26 \pm 8\%$.

We also performed a separate analysis of out-of-eclipse TESS data, fitting for Doppler beaming (Loeb & Gaudi 2003), ellipsoidal variation, and reflected/re-radiation (BEER; Faigler & Mazeh 2011) effects. We find no significant differences between this analysis and the global fit analysis. In Section 4.2, however, we offer reasons for why one should not generalize this conclusion to all EBs.

Our discovery of KELT J072709+072007 emphasizes the sensitivity of KELT and other hot-star transit surveys to close-in, cool stellar companions orbiting intermediate-mass stars. These transit surveys can thus improve the census of companions to intermediate-mass stars – both by pushing to lower mass and flux ratios and shorter orbital separations and by observing eclipses that, along with RVs and other complementary datasets, enable comprehensive characterizations of these systems. Binaries such as KELT J072709+072007 – an extreme example of an EMRB in which both stars are themselves at extreme ends of parameter space – provide strong tests our understanding of EMRB formation, evolution, and characterization.

¹ Computational Chemistry Comparison and Benchmark Database, NIST Standard Reference Database Number 101, Release 20, August 2019, Ed: Russell D. Johnson III, <http://cccbdb.nist.gov/>

ACKNOWLEDGMENTS

The authors thank Avi Shporer and Chelsea Huang for their expertise on analyzing and processing TESS photometry, respectively. The authors also thank the anonymous reviewer for the helpful comments and suggestions. D.J.S. is supported as an Eberly Research Fellow by the Eberly College of Science at the Pennsylvania State University. The Center for Exoplanets and Habitable Worlds is supported by the Pennsylvania State University, the Eberly College of Science, and the Pennsylvania Space Grant Consortium.

The authors wish to recognize and acknowledge the very significant cultural role and reverence that the summit of Mauna Kea has always had within the indigenous Hawaiian community. We are most fortunate to have the opportunity to conduct observations from this mountain.

Data Availability

This project makes use of data from the KELT survey, including support from The Ohio State University, Vanderbilt University, and Lehigh University, along with the KELT follow-up collaboration.

This paper includes data taken at The McDonald Observatory of The University of Texas at Austin. This paper also includes data gathered with the 6.5 meter Magellan Telescopes located at Las Campanas Observatory, Chile.

Some of the data presented herein were obtained at the W.M. Keck Observatory, which is operated as a scientific partnership among the California Institute of Technology, the University of California and the National Aeronautics and Space Administration. These data are available through the Keck Observatory Archive (<https://koa.ipac.caltech.edu>). The Observatory was made possible by the generous financial support of the W.M. Keck Foundation.

This publication makes use of data products from the Two Micron All Sky Survey, which is a joint project of the University of Massachusetts and the Infrared Processing and Analysis Center/California Institute of Technology, funded by the National Aeronautics and Space Administration and the National Science Foundation.

This work has made use of data from the European Space Agency (ESA) mission *Gaia* (<https://www.cosmos.esa.int/gaia>), processed by the *Gaia* Data Processing and Analysis Consortium (DPAC, <https://www.cosmos.esa.int/web/gaia/dpac/consortium>). Funding for the DPAC has been provided by national institutions, in particular the institutions participating in the *Gaia* Multilateral Agreement.

This research has made use of NASA's Astrophysics Data System; Astropy,² a community-developed core Python package for Astronomy (Astropy Collaboration et al. 2013; Price-Whelan et al. 2018); and the SIMBAD database, operated at CDS, Strasbourg, France (Wenger et al. 2000).

REFERENCES

Almeida L. A., Jablonski F., Tello J., Rodrigues C. V., 2012, *MNRAS*, **423**, 478

- Anderson D. R., et al., 2018, arXiv e-prints, [p. arXiv:1809.04897](https://arxiv.org/abs/1809.04897)
- Astropy Collaboration et al., 2013, *A&A*, **558**, A33
- Baraffe I., Homeier D., Allard F., Chabrier G., 2015, *A&A*, **577**, A42
- Baraffe I., Elbakyan V. G., Vorobyov E. I., Chabrier G., 2017, *A&A*, **597**, A19
- Barentsen G., Hedges C. L., De Miranda Cardoso J. V., Saunders N., Gully-Santiago M. A., Cody A. M., Dotson J., Barclay T., 2019, in American Astronomical Society Meeting Abstracts #233. p. 109.08
- Barnes J. W., 2009, *ApJ*, **705**, 683
- Bate M. R., Bonnell I. A., Price N. M., 1995, *MNRAS*, **277**, 362
- Bayliss D., et al., 2013, *AJ*, **146**, 113
- Bensby T., Feltzing S., Lundström I., 2003, *A&A*, **410**, 527
- Bernstein R., Shtetman S. A., Gunnels S. M., Mochnacki S., Athey A. E., 2003, in Iye M., Moorwood A. F. M., eds, Proc. SPIE Vol. 4841, Instrument Design and Performance for Optical/Infrared Ground-based Telescopes. pp 1694–1704, [doi:10.1117/12.461502](https://doi.org/10.1117/12.461502)
- Bieryla A., et al., 2015, *AJ*, **150**, 12
- Birkby J., et al., 2012, *MNRAS*, **426**, 1507
- Boss A. P., 1986, *ApJS*, **62**, 519
- Boss A. P., Bodenheimer P., 1979, *ApJ*, **234**, 289
- Bovy J., 2017, *MNRAS*, **470**, 1360
- Buchhave L. A., et al., 2010, *ApJ*, **720**, 1118
- Chaturvedi P., Sharma R., Chakraborty A., Anandarao B. G., Prasad N. J. S. S. V., 2018, *AJ*, **156**, 27
- Choi J., Dotter A., Conroy C., Cantiello M., Paxton B., Johnson B. D., 2016, *ApJ*, **823**, 102
- Claret A., 2017, *A&A*, **600**, A30
- Coşkunoglu B., et al., 2011, *MNRAS*, **412**, 1237
- Collier Cameron A., et al., 2010, *MNRAS*, **407**, 507
- Collins K. A., Kielkopf J. F., Stassun K. G., 2016, preprint, ([arXiv:1601.02622](https://arxiv.org/abs/1601.02622))
- Collins K. A., et al., 2018, *AJ*, **156**, 234
- Cutri R. M., et al., 2003, VizieR Online Data Catalog, **2246**, 0
- De Rosa R. J., et al., 2011, *MNRAS*, **415**, 854
- De Rosa R. J., et al., 2014, *MNRAS*, **437**, 1216
- Derekas A., et al., 2015, *ApJ*, **808**, 179
- Donati J.-F., Semel M., Carter B. D., Rees D. E., Collier Cameron A., 1997, *MNRAS*, **291**, 658
- Dopita A., 1978, *A&A*, **63**, 237
- Dopita M., et al., 2010, *Ap&SS*, **327**, 245
- Dotter A., 2016, *ApJS*, **222**, 8
- Ekström S., et al., 2012, *A&A*, **537**, A146
- Espinosa Lara F., Rieutord M., 2011, *A&A*, **533**, A43
- Esteves L. J., De Mooij E. J. W., Jayawardhana R., 2013, *ApJ*, **772**, 51
- Evans N. R., et al., 2011, *ApJS*, **194**, 13
- Fűrész G., 2008, PhD thesis, Univ. of Szeged, Hungary
- Faigler S., Mazeh T., 2011, *MNRAS*, **415**, 3921
- Fernandez J. M., et al., 2009, *ApJ*, **701**, 764
- Foreman-Mackey D., Hogg D. W., Lang D., Goodman J., 2013, *PASP*, **125**, 306
- Fuller J., Lai D., 2012, *MNRAS*, **420**, 3126
- Gaia Collaboration et al., 2018a, *A&A*, **616**, A1
- Gaia Collaboration et al., 2018b, *A&A*, **616**, A1
- Gaudi B. S., et al., 2017, *Nature*, **546**, 514
- Gómez Maqueo Chew Y., et al., 2014, *A&A*, **572**, A50
- Gray D. F., 1976, The observation and analysis of stellar photospheres
- Greene T. P., Aspin C., Reipurth B., 2008, *AJ*, **135**, 1421
- Gullikson K., Dodson-Robinson S., 2013, *AJ*, **145**, 3
- Gullikson K., Kraus A., Dodson-Robinson S., 2016, *AJ*, **152**, 40
- Han E., et al., 2017, *The Astronomical Journal*, **154**, 100
- Han E., Muirhead P. S., Swift J. J., 2019, *The Astronomical Journal*, **158**, 111
- Hartman J. D., et al., 2015, *AJ*, **150**, 197

² <http://www.astropy.org>

- Hartmann L., Kenyon S. J., 1996, *ARA&A*, **34**, 207
- Hauschildt P. H., Allard F., Ferguson J., Baron E., Alexander D. R., 1999, *ApJ*, **525**, 871
- Healy B. F., Han E., Muirhead P. S., Skiff B., Polakis T., Rillinger A., Swift J. J., 2019, *The Astronomical Journal*, **158**, 89
- Henden A. A., Levine S., Terrell D., Welch D. L., 2015, in *American Astronomical Society Meeting Abstracts*. p. 336.16
- Herbig G. H., 1977, *ApJ*, **217**, 693
- Herman M. K., de Mooij E. J. W., Huang C. X., Jayawardhana R., 2018, *AJ*, **155**, 13
- Hernández Santisteban J. V., et al., 2016, *Nature*, **533**, 366
- Høg E., et al., 2000, *A&A*, **355**, L27
- Hut P., 1980, *A&A*, **92**, 167
- Ireland M. J., 2013, *MNRAS*, **433**, 1718
- Jackson R. J., Jeffries R. D., Maxted P. F. L., 2009, *MNRAS*, **399**, L89
- Jenkins J. M., et al., 2016, in *Software and Cyberinfrastructure for Astronomy IV*. p. 99133E, doi:10.1117/12.2233418
- Johnson M. C., Cochran W. D., Albrecht S., Dodson-Robinson S. E., Winn J. N., Gullikson K., 2014, *ApJ*, **790**, 30
- Johnson M. C., et al., 2018, *AJ*, **155**, 100
- Kelson D. D., 2003, *PASP*, **115**, 688
- Kelson D. D., Illingworth G. D., van Dokkum P. G., Franx M., 2000, *ApJ*, **531**, 159
- Kozai Y., 1962, *AJ*, **67**, 591
- Kraft R. P., 1967, *ApJ*, **150**, 551
- Kratter K. M., Matzner C. D., 2006, *MNRAS*, **373**, 1563
- Kraus A. L., Ireland M. J., 2012, *ApJ*, **745**, 5
- Kraus A. L., Ireland M. J., Martinache F., Lloyd J. P., 2008, *ApJ*, **679**, 762
- Kraus A. L., Tucker R. A., Thompson M. I., Craine E. R., Hilenbrand L. A., 2011, *ApJ*, **728**, 48
- Kraus A. L., Cody A. M., Covey K. R., Rizzuto A. C., Mann A. W., Ireland M. J., 2015, *ApJ*, **807**, 3
- Kraus A. L., Ireland M. J., Huber D., Mann A. W., Dupuy T. J., 2016, *AJ*, **152**, 8
- Kraus A. L., et al., 2017, *ApJ*, **845**, 72
- Kuhn R. B., et al., 2016, *MNRAS*, **459**, 4281
- Kumar P., Ao C. O., Quataert E. J., 1995, *ApJ*, **449**, 294
- Lidov M. L., 1962, *Planet. Space Sci.*, **9**, 719
- Lindgren L., et al., 2018, *A&A*, **616**, A2
- Loeb A., Gaudi B. S., 2003, *ApJ*, **588**, L117
- Lucy L. B., 2017, *A&A*, **601**, A75
- Lund M. B., et al., 2017, *AJ*, **154**, 194
- Mann A. W., Feiden G. A., Gaidos E., Boyajian T., von Braun K., 2015, *ApJ*, **804**, 64
- Mercer A., Stamatellos D., 2017, *MNRAS*, **465**, 2
- Meyer D. M.-A., Kuiper R., Kley W., Johnston K. G., Vorobyov E., 2018, *MNRAS*, **473**, 3615
- Moe M., Di Stefano R., 2015, *ApJ*, **801**, 113
- Moe M., Di Stefano R., 2017, *The Astrophysical Journal Supplement Series*, **230**, 15
- Morton T. D., 2015, *isochrones: Stellar model grid package*, Astrophysics Source Code Library (ascl:1503.010)
- Pecaut M. J., Mamajek E. E., 2013, *ApJS*, **208**, 9
- Peneva S. P., Semkov E. H., Munari U., Birkel K., 2010, *A&A*, **515**, A24
- Pepper J., et al., 2007, *PASP*, **119**, 923
- Pepper J., Kuhn R. B., Siverd R., James D., Stassun K., 2012, *PASP*, **124**, 230
- Pepper J., Stassun K. G., Gaudi B. S., 2018, *KELT: The Kilo-degree Extremely Little Telescope, a Survey for Exoplanets Transiting Bright, Hot Stars*. p. 128, doi:10.1007/978-3-319-55333-7_128
- Price-Whelan A. M., et al., 2018, *AJ*, **156**, 123
- Reipurth B., 1989, *Nature*, **340**, 42
- Ricker G. R., et al., 2014, in *Society of Photo-Optical Instrumentation Engineers (SPIE) Conference Series*. p. 20 (arXiv:1406.0151), doi:10.1117/12.2063489
- Ritter H., Zhang Z. Y., Kolb U., 2000, *A&A*, **360**, 959
- Rizzuto A. C., Ireland M. J., Dupuy T. J., Kraus A. L., 2016, *ApJ*, **817**, 164
- Robin A. C., Reylé C., Derrière S., Picaud S., 2003, *A&A*, **409**, 523
- Rodríguez Martínez R., et al., 2019, arXiv e-prints, p. arXiv:1912.01017
- Ruciński S. M., 1969, *Acta Astron.*, **19**, 245
- Rucinski S. M., 1989, *Comments on Astrophysics*, **14**, 79
- Schlafly E. F., Finkbeiner D. P., 2011, *ApJ*, **737**, 103
- Shporer A., 2017, *Publications of the Astronomical Society of the Pacific*, **129**, 072001
- Siverd R. J., et al., 2012, *ApJ*, **761**, 123
- Siverd R. J., et al., 2018, *AJ*, **155**, 35
- Skrutskie M. F., et al., 2006, *AJ*, **131**, 1163
- Southworth J., 2015, in *Rucinski S. M., Torres G., Zejda M., eds, Astronomical Society of the Pacific Conference Series Vol. 496, Living Together: Planets, Host Stars and Binaries*. p. 164 (arXiv:1411.1219)
- Stamatellos D., Whitworth A. P., Hubber D. A., 2011, *ApJ*, **730**, 32
- Stassun K. G., Torres G., 2018, *The Astrophysical Journal*, **862**, 61
- Stassun K. G., Kratter K. M., Scholz A., Dupuy T. J., 2012, *ApJ*, **756**, 47
- Szabó G. M., et al., 2011, *ApJ*, **736**, L4
- Talens G. J. J., et al., 2017, *A&A*, **606**, A73
- Talens G. J. J., et al., 2018, *A&A*, **612**, A57
- Torres G., 2013, *Astronomische Nachrichten*, **334**, 4
- Torres G., Andersen J., Giménez A., 2010, *A&ARv*, **18**, 67
- Triard A. H. M. J., et al., 2013, *Astronomy and Astrophysics*, **549**, A18
- Triard A. H. M. J., et al., 2017, *A&A*, **608**, A129
- Tull R. G., MacQueen P. J., Sneden C., Lambert D. L., 1995, *PASP*, **107**, 251
- Tuthill P. G., Monnier J. D., Danchi W. C., Wishnow E. H., Haniff C. A., 2000, *PASP*, **112**, 555
- Voges W., et al., 1999, *A&A*, **349**, 389
- Wenger M., et al., 2000, *A&AS*, **143**, 9
- West A. A., Weisenburger K. L., Irwin J., Berta-Thompson Z. K., Charbonneau D., Dittmann J., Pineda J. S., 2015, *ApJ*, **812**, 3
- Yelda S., Lu J. R., Ghez A. M., Clarkson W., Anderson J., Do T., Matthews K., 2010, *ApJ*, **725**, 331
- Yelda S., Lu J. R., Ghez A. M., Clarkson W., Anderson J., Do T., Matthews K., 2011, *ApJ*, **726**, 114
- Yu L., et al., 2018, *AJ*, **156**, 250
- Zahn J.-P., 1977, *A&A*, **57**, 383
- Zhou G., et al., 2016, *AJ*, **152**, 136
- Zhou G., et al., 2019, *AJ*, **157**, 31
- Çakırlı Ö., 2013, *New Astron.*, **22**, 15
- von Boetticher A., et al., 2017, *A&A*, **604**, L6
- von Boetticher A., et al., 2019, *A&A*, **625**, A150
- von Zeipel H., 1924, *MNRAS*, **84**, 684

This paper has been typeset from a \LaTeX file prepared by the author.