
Kernelized Bayesian Softmax for Text Generation

Ning Miao Hao Zhou Chengqi Zhao Wenxian Shi Lei Li

ByteDance AI lab

{miaoning,zhouhao.nlp,zhaochengqi.d,shiwexian,lileilab}@bytedance.com

Abstract

Neural models for text generation require a softmax layer with proper word embeddings during the decoding phase. Most existing approaches adopt single point embedding for each word. However, a word may have multiple senses according to different context, some of which might be distinct. In this paper, we propose KerBS, a novel approach for learning better embeddings for text generation. KerBS embodies two advantages: *a*) it employs a Bayesian composition of embeddings for words with multiple senses; *b*) it is adaptive to semantic variances of words and robust to rare sentence context by imposing learned kernels to capture the closeness of words (senses) in the embedding space. Empirical studies show that KerBS significantly boosts the performance of several text generation tasks.¹

1 Introduction

Text generation has been significantly improved with deep learning approaches in tasks such as language modeling [Bengio et al., 2003, Mikolov et al., 2010], machine translation [Sutskever et al., 2014, Bahdanau et al., 2015, Vaswani et al., 2017], and dialog generation [Sordoni et al., 2015]. All these models include a softmax final layer to yield words. The softmax layer takes a context state (h) from an upstream network such as RNN cells as the input, and transforms h into the word probability with a linear projection ($W \cdot h$) and an exponential activation. Each row of W can be viewed as the embedding of a word. Essentially, softmax conducts embedding matching with inner-product scoring between a calculated context vector h and word embeddings W in the vocabulary.

The above commonly adopted setting for softmax imposes a strong hypothesis on the embedding space — it assumes that each word corresponds to a single vector and the context vector h from the decoding network must be indiscriminately close to the desired word embedding vector in certain distance metric. We discover that such an assumption does not coincide with practical cases. Fig. 1 visualizes examples of the context vectors for utterances containing the examined words, calculated from the BERT model Devlin et al. [2019]. We make three interesting observations. *a*) Multi-sense: Not every word’s context vectors form a single cluster. There are words with multiple clusters (Fig. 1b). *b*) Varying-variance: The variances of context vectors vary significantly across clusters. Some words correspond to smaller variances while others to larger variances (Fig. 1c). *c*) Robustness: There are outliers in the context space (Fig. 1b). These observations explain the ineffectiveness during training with the traditional softmax. The traditional way brings word embedding W ill-centered with all context vectors of the same word – even though they might belong to multiple clusters. At the same time, the variances of different words are completely ignored in the plain softmax with inner-product as the similarity score. It is also vulnerable to outliers since a single anomaly would lead the word embedding to be far from the main cluster. In short, the softmax layer doesn’t have sufficient expressiveness capacity.

Yang et al. [2018] propose Mixture-of-Softmax (MoS) to enhance the expressiveness of softmax. It replaces a single softmax layer with a weighted average of M softmax layers. However, all words

¹Codes are available at <https://github.com/NingMiao/KerBS>

share the same fixed number of components M and averaging weights, which heavily restrict MoS’s capacity. Furthermore, the variances of context vectors are not taken into the consideration.

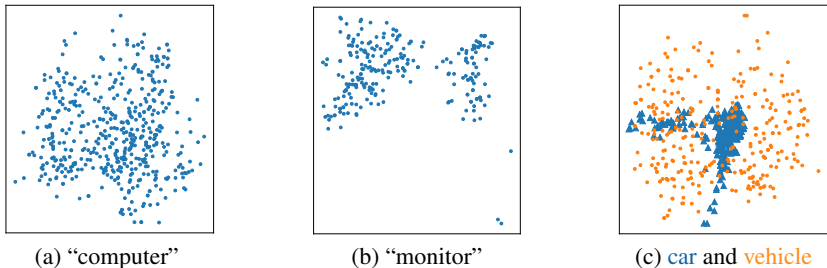


Figure 1: Context vectors h calculated from BERT and projected using PCA. Each point corresponds to one utterance containing the word. (a) “computer” has only one cluster; (b) “monitor” has two clusters, representing the verb (left) and the noun (right). The outlier at the lower right only appears in phrase “christian science monitor”; (c) “car” has smaller variance than “vehicle”.

In this paper, we propose KerBS, a novel approach to learn text embedding for generation. KerBS avoids the above softmax issues by introducing a Bayesian composition of multiple embeddings and a learnable kernel to measure the similarities among embeddings. Instead of a single embedding, KerBS explicitly represents a word with a weighted combination of multiple embeddings – each is regarded as a “sense”². The number of embeddings is automatically learned from the corpus as well. We design a family of kernel functions to replace the embedding matching (i.e. the matrix-vector dot-product) in softmax layer. With parameters learned from text, each word (or “sense”) can enjoy individual variance in its embedding space. In addition, the kernel family is more robust to outliers than Gaussian kernels.

We conduct experiments on a variety of text generation tasks including machine translation, language modeling, and dialog generation. The empirical results verify the effectiveness of KerBS. Ablation study indicates that each part of KerBS, including the Bayesian composition and the kernel function, is necessary for the performance improvement. We also find that words with more semantic meanings are allocated with more sense embeddings, which adheres to our intuition.

2 Related work

Word Embeddings. Word2Vec [Mikolov et al., 2013] and GloVe [Pennington et al., 2014] learn distributed word representations from corpus in an unsupervised way. However, only one embedding is assigned to each word, which not only suffers from ignoring polysemy but also could not provide context related word embeddings. Recent works [Alec Radford and Sutskever, 2018, Peters et al., 2018, Devlin et al., 2019] indicates that pre-trained contextualized word representations are beneficial for downstream natural language processing tasks. BERT [Devlin et al., 2019] pre-train a masked language model with a deep bidirectional Transformer and it achieves state-of-the-art performance in various NLP tasks.

Multi-Sense Word Embeddings. Early works obtain multi-sense word embeddings by first training single point word embeddings and then clustering the context embeddings (for example, the average embedding of neighbor words). But these methods are not scalable and take lots of efforts in parameter tuning [Reisinger and Mooney, 2010, Huang et al., 2012]. Tian et al. [2014] introduce a probabilistic model, which uses a variable to control sense selection of each word. Liu et al. [2015] add a topic variable for each word, and condition word embeddings on the topic variable. Both of Tian et al. [2014] and Liu et al. [2015] can be easily integrated into Skip-Gram model [Mikolov et al., 2013], which is highly efficient. Other works [Chen et al., 2014, Jauhar et al., 2015, Chen et al., 2015, Wu and Giles, 2015] further improve the performance of multi-sense embeddings by making use of huge corpora such as WordNet Miller [1995] and Wikipedia. However, these works are mainly focused on text understanding rather than text generation.

²Since there is no direct supervision, an embedding vector does not necessarily correspond to a semantic sense.

Word Embedding as a Distribution. In order to represent the semantic breadth of each word, Vilnis and McCallum [2015] propose to map each word into a Gaussian distribution in the embedding space. Instead of using cosine similarity in Mikolov et al. [2013], Vilnis and McCallum [2015] use KL-divergence of the embedding distributions to measure the similarities between words. To improve the numerical stability of Gaussian word embeddings, especially when comparing very close or very distant distributions, Sun et al. [2018] propose to replace KL-divergence with Wasserstein distance. Though Gaussian word embeddings perform well in word-level tasks such as similarity and entailment detection, they cannot be directly applied to the scenario of text generation, because it is difficult to perform embedding matching between Gaussian word embeddings and output embeddings, which are usually single points in the embedding space.

3 Background

Most text generation models generate words through an embedding matching procedure. Intuitively, at each step, upstream networks such as RNN decoders compute a *context vector* h according to the encoded information from input and previously generated words. The context vector h serves as a query to search for the most similar match from a pre-calculated vocabulary embeddings W . In practice, this is implemented with an inner-product between W and h . Normalized probabilities over all words are computed with the softmax function. Words with the highest probabilities will be chosen during the inference process.

Specifically, given an utterance \hat{y} , a GRU decoder calculates as follows:

$$e_t = \text{LOOKUP}(W_{in}, \hat{y}_{t-1}), \quad (1)$$

$$h_t = \text{GRU}(h_{t-1}, e_t), \quad (2)$$

$$P(y_t = i) = \text{SOFTMAX}(h_t W)_i. \quad (3)$$

At time step t , its word embedding e_t is obtained by looking up the previous output word in the *word embedding* matrix $W_{in} = [\bar{w}_1, \bar{w}_2, \dots, \bar{w}_V]$ (Eq. (1)). Here \bar{w}_i is the embedding of the i -th word in the vocabulary. V is the vocabulary size. The context embedding h_t of the t -th step will be obtained from GRU by combining information of h_{t-1} and e_t (Eq. (2)). Other decoders such as Transformer Vaswani et al. [2017] work similarly.

Eq. (3) performs embedding matching between h_t and W , and probabilities of words will be obtained by a softmax activation. Intuitively, to generate the correct word \hat{y}_t , the context embedding h_t should lie in a small neighborhood around \hat{y}_t 's word embedding $w_{\hat{y}_t}$.

4 Proposed KerBS

In this section, we first introduce KerBS for text generation. It is designed according to the three observations mentioned in the introduction: multi-sense, varying-variance, and robustness. Then we provide a training scheme to dynamically allocate senses since it is difficult to directly learn the number of senses of each word.

4.1 Model Structure

KerBS assumes that the space of context vectors for the same word consists of several geometrically separate components. Each component represents a "sense", with its own variance. To better model their distribution, we replace Eq. (3) with the following equations:

$$P(y_t = i) = \sum_{j \in \{0, 1, \dots, M_i\}} P(s_t = \langle i, j \rangle). \quad (4)$$

Here, s_t is the sense index of the step t . Its value takes $\langle i, j \rangle$ corresponding to the j -th sense of the i -th word in vocabulary. M_i is the number of senses for word i , which may be different for different words. Instead of directly calculating the probabilities of words, KerBS first calculates the probabilities of all senses belonging to a word and then sums them up to get the word probability.

$$P(s_t = \langle i, j \rangle) = \text{Softmax}([\mathcal{K}_\theta(h_t, W)]_i^j) = \frac{\exp(\mathcal{K}_{\theta^j}(h_t, w_i^j))}{\sum_k \sum_{r \in \{0, 1, \dots, M_k\}} \exp(\mathcal{K}_{\theta^r}(h_t, w_k^r))}. \quad (5)$$

The probability of output sense s_t in Eq. (5) is not a strict Gaussian posterior, as the training of Gaussian models in high dimensional space is numerical instable. Instead, we propose to use a carefully designed kernel function, to model the distribution variance of each sense. Concretely, we replace the inner product in Eq. (3) with kernel function \mathcal{K} , which depends on a variance-related parameter θ . $[\mathcal{K}_\theta(h_t, W)]$ is a simplified notation containing all pairs of kernel values $\mathcal{K}_{\theta_i^j}(h_t, w_i^j)$. With different θ_i^j for each sense, we can model the variances of their distributions separately.

4.1.1 Bayesian Composition of Embeddings

In this part, we introduce in detail how KerBS models the multi-sense property of words. Intuitively, we use Bayesian composition of embeddings in text generation, because the same word can have totally different meanings. For words with more than one sense, their corresponding context vectors can be usually divided into separate clusters (see Figure 1). If we use single-embedding models such as traditional softmax to fit these clusters, the word embedding will converge to the mean of these clusters and could be distant from all of them. This may lead to poor performance in text generation.

As shown in Eq. (4), we can allocate different embeddings for each sense. We first obtain the sense probabilities by performing weight matching between context vector h and sense embedding matrix W . Then we add up the sense probabilities belonging to each word to get word probabilities.

We adopt weight tying scheme [Inan et al., 2017], where the decoding embedding and the input embedding are shared. Since W is a matrix of sense embeddings, it cannot be directly used in the decoding network for next step as in Eq. (1). Instead, we obtain embedding e_t by calculating the weighted sum of sense embeddings according to their conditional probabilities. Assume that $\hat{y}_t = i$ is the input word at step t ,

$$e_t = \sum_{j \in [1, 2, \dots, M_i]} P(s_{t-1} = \langle i, j \rangle | \hat{y}_{[0:t-1]}) w_i^j, \quad (6)$$

$$P(s_{t-1} = \langle i, j \rangle | \hat{y}_{[0:t-1]}) = \frac{P(s_{t-1} = \langle i, j \rangle | \hat{y}_{[0:t-2]})}{\sum_{k \in [1, 2, \dots, M_i]} P(s_{t-1} = \langle i, k \rangle | \hat{y}_{[0:t-2]})}. \quad (7)$$

4.1.2 Embedding Matching with Kernels

To calculate the probability of each sense, it is very straightforward to introduce Gaussian distributions in the embedding space. However, it is difficult to learn a Gaussian distribution for embeddings in high dimensional space for the following reasons. Context vectors are usually distributed in low dimensional manifolds embedded in a high dimensional space. Using an isotropic Gaussian distribution to model embedding vectors in low dimensional manifolds may lead to serious instability. Assume in a d -dimensional space, the distribution of H_i follows $N(0, \sigma_1)$ in a d_1 -dimensional subspace. We build a model $N(0, \sigma)$ to fit the embedding points. But there are often some noisy outliers, which are assumed to distribute uniformly in a cube with edge length 1 and centered at the origin. Then the average square distance between an outlier and the origin is $\frac{d}{12}$, which increases linearly with d . The log-likelihood to maximize can be written as:

$$\mathcal{L} = \sum_{x \in X} \log((\sqrt{2\pi}\sigma)^{-d} \exp(-\frac{\sum_{i \in 1, 2, \dots, d} x_i^2}{2\sigma^2})) = \sum_{x \in X} (-d \log(\sqrt{2\pi}\sigma) - \frac{\sum_{i \in 1, 2, \dots, d} x_i^2}{2\sigma^2}), \quad (8)$$

where X is the set of data points including outliers. Denote the proportion of outliers in X as α . Since $\mathbb{E}(\sum_{i \in 1, 2, \dots, d} x_i^2)$ equals d_1 for points generated by the oracle and $\frac{d}{12}$ for outliers, \mathcal{L} is dominated by outliers when d is large. The optimal σ approximately equals to $\sqrt{\frac{\frac{\alpha d}{12} + (1-\alpha)d\sigma_1}{d}}$. With large d , optimal $\sigma \approx \sqrt{\frac{\alpha}{12}}$, which is independent of real variance σ_1 . As expected, we find that directly modeling the Gaussian distributions does not work well in our preliminary experiments.

Therefore we design a kernel function to model embedding variances, which can be more easily learned compared with Gaussian mixture model. Specifically, we replace the inner product $\mathcal{I}(h, e) = \cos(h, e)|h||e|$, which can be regarded as a fixed kernel around whole space, with a kernel function

$$\mathcal{K}_\theta(h, e) = |h||e|(a \exp(-\theta \cos(h, e)) - a). \quad (9)$$

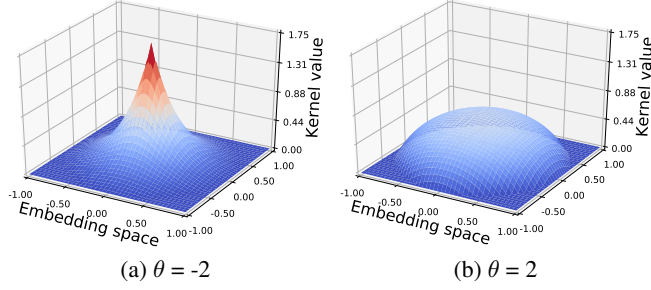


Figure 2: Kernel shapes with different θ .

Here θ is a parameter controlling the embedding variances of each sense and $a = \frac{-\theta}{2(\exp(-\theta)+\theta-1)}$ is a normalization factor. When $\theta \rightarrow 0$, $\mathcal{K}_\theta(h, e) \rightarrow \mathcal{I}(h, e)$, which degenerates to common inner product. As shown in Figure 2, with a small θ , embeddings are concentrated on a small region, while a large θ leads to a flat kernel. Finally, parameters for the i -th word could be: $\{[w_i^1, \theta_i^1], [w_i^2, \theta_i^2] \dots [w_i^{M_i}, \theta_i^{M_i}]\}$, where w_i^j and θ_i^j are the embedding and kernel parameter of sense $\langle i, j \rangle$. Intuitively, in the original space with inner product similarity, the density of probability mass is uniformly distributed. But \mathcal{K} distorts the probabilistic space, making the variances of context vectors differ over different senses.

Since

$$\frac{\partial \log \mathcal{K}_\theta(h, e)}{\partial \theta} = \frac{1}{a} \frac{\partial a}{\partial \theta} - \frac{\cos(h, e) \exp(-\theta \cos(h, e))}{\exp(-\theta \cos(h, e)) - 1}, \quad (10)$$

the gradient of each h is bounded for fixed θ . It results from the continuity of $\frac{\cos(h, e) \exp(-\theta \cos(h, e))}{\exp(\theta \cos(h, e)) - 1}$ when $\cos(h, e) \neq 0$ and the fact that $\frac{\cos(h, e) \exp(-\theta \cos(h, e))}{\exp(\theta \cos(h, e)) - 1} \rightarrow \frac{1}{\theta}$, when $\cos(h, e) \rightarrow 0$. As a result, a small proportion of outliers or noise points will not have a major impact on training stability.

4.2 Training Scheme

It is difficult to empirically determine the sense numbers of each word, which is a very large set of hyper-parameters. Also, properties of the same word may vary among different corpora and tasks. So we design a training scheme for KerBS, which includes dynamic sense allocation. Instead of providing the sense number for each word, we only need to input the total sense number. The algorithm will automatically allocate senses.

Details of the training scheme are shown in Algorithm 1. Specifically, to obtain parameters for both KerBS and upstream network f_ϕ , which outputs the context vectors, the whole process consists of allocation and adaptation phases. Before training, W and θ are initialized by a random matrix and a random vector respectively. We randomly allocate M_{sum} senses to words. After initialization, we first turn to the adaptation phase. Given a sequence \hat{y} in training set, at step t , we get the context vector h_t from f_ϕ . Then sense and word probabilities are calculated by Eq. (4) and Eq. (5), respectively. Afterwards, we calculate the log-probability \mathcal{L} of generating \hat{y}_t . And we maximize \mathcal{L} by tuning W , θ and ϕ :

$$\mathcal{L} = \sum_t \log(P(y_t = \hat{y}_t | \hat{y}_{[0:t-1]}; W, \theta, \phi)). \quad (11)$$

During the adaption phase, KerBS learns w_i^j , the sense embedding vector, and θ_i^j , the indicator of distribution variance.

During the allocation phase, we remove redundant senses and reallocate them to poorly predicted words. To determine senses to remove and words which need more senses, we record the moving average of each word's log prediction accuracy $\log P$ and sense usage U :

$$\log P_i \leftarrow (1 - \beta) \log P_i + \log(P(y_t = i)) \mathbb{1}_{i=\hat{y}_t} \quad (12)$$

$$U_i^j \leftarrow (1 - \beta) U_i^j + \beta P(s_t = \langle i, j \rangle) \mathbb{1}_{i=\hat{y}_t} \quad (13)$$

where β is the updating rate. For a word i , if after several epochs $\log P$ is consistently lower than a threshold ϵ , we think that the senses currently allocated to i is not enough. Then we delete the least used sense and reallocate it to i . We alternatively perform adaption and reallocation until convergence.

Algorithm 1: Training scheme for KerBS

Input : Training corpus \hat{Y} , total sense num M_{sum} , word num V , embedding dimension d , adaption-allocation ratio Q , threshold ϵ ;
Output : W, θ , sense allocation list L ;
Initialize $W, H, \theta, U, L, step = 0$;
while not converge do
 Random select $\hat{y} \in \hat{Y}$;
 for i_t **in** T **do**
 $h_t \leftarrow f_\phi(\hat{y}_{[0:t-1]})$;
 Calculate sense probability $P(y_t = \langle i, j \rangle)$ and word probability $P(y_t = i)$ by Eq. (4), (5);
 MAXIMIZE $\log(P(y_t = \hat{y}_t))$ by ADAM;
 Update $\log P$ and U by Eq. (12), (13);
 end
 if $step \bmod Q = 0$ **then**
 for i **in** $\{1, 2, \dots, V\}$ **do**
 if $\log P_i < \epsilon$ **then**
 $i'_0, j'_0 \leftarrow \arg \min_{i', j'} (U_{i'}^{j'})$;
 $\theta_{i'_0}^{j'_0} \leftarrow 1e - 8$; $U_{i'_0}^{j'_0} \leftarrow \text{MEAN}(U)$;
 $L[\langle i'_0, j'_0 \rangle] \leftarrow i$;
 end
 end
 end
 $step = step + 1$;
end

4.3 Theoretical Analysis

In this part, we explain why KerBS has the ability to learn the complex distributions of context vectors. We only give a brief introduction to the following lemmas and leave more detailed proofs in the appendix.

Lemma 4.1. *KerBS has the ability to learn the multi-sense property. If the real distribution of context vectors consists of several disconnected clusters, KerBS will learn to represent as many clusters as possible.*

Proof. Each cluster of word i 's context vectors attracts i 's KerBS sense embeddings, in order to draw these embeddings nearer to increase \mathcal{L} . However, if a cluster has already been represented by a KerBS sense, its attractions to embeddings of other senses get weaker. So they will converge to other clusters. Instead of gathering together in a few clusters, senses will try to represent as many clusters of context vectors' distribution as possible. \square

Lemma 4.2. *KerBS has the ability to learn variances of embedding distribution. For distributions with larger variances, KerBS learns larger θ .*

Proof. The optimized θ is a solution of equation $\frac{\partial \mathcal{L}}{\partial \theta} = 0$. We only need to explain that, when the variance of h grows, the solution of the equation gets larger. \square

5 Experiment

In this section, we empirically validate the effectiveness of KerBS. We will first set up the experiments, and then give the experimental results in Section 5.2.

We test KerBS on several text generation tasks, including:

- Machine Translation (MT) is conducted on IWSLT'16 De \rightarrow En, which contains 196k pairs of sentences for training.

- Language modeling (LM) is included to test the unconditional text generation performance. Following previous work, we use a 300k, 10k and 30k subset of One-Billion-Word Corpus for training, validating and testing, respectively.
- Dialog generation (Dialog) is also included. We employ the DailyDialog dataset from Li et al. [2017] for experiment, by deleting the overlapping of train and test sets in advance.

Note that these text generation tasks emphasize on different sides. MT is employed to test the ability of semantic transforming across bilingual corpus. LM is included to test whether KerBS can generally help generate more fluent sentences. Dialog generation even needs some prior knowledge to generate good responses, which is the most challenging task.

For LM, we use Perplexity (PPL) to test the performance. For MT and Dialog, we measure the generation quality with BLEU-4 and BLEU-1 scores [Papineni et al., 2002]. Human evaluation is also included for Dialog. During human evaluation, 3 volunteers are requested to label Dialog data containing 50 sets of sentences. Each set contains the input sentences as well as output responses generated by KerBS and baseline models. Volunteers are asked to score the responses according to their fluency and relevance to the corresponding questions. (See detailed scoring in the appendix.) After responses are labeled, we calculate the average score of each method. Then a t-test is performed to reject the hypothesis that KerBS is not better than the baseline methods.

5.1 Implementation Details

For LM, we use GRU language model [Chung et al., 2014] as our testbed. We try different sets of parameters, including RNN layers, hidden sizes and embedding dimensions. The model that performs best with traditional softmax is chosen as the baseline.

For MT and Dialog, we implement the attention-based sequence to sequence model (*Seq2Seq*, [Bahdanau et al., 2015]) as well as Transformer [Vaswani et al., 2017] as our baselines. For Seq2Seq, (hidden size, embedding dimension) are set to (512, 256) and (1024, 512), respectively. And For Transformer, (hidden size, embedding dim, dropout, layer num, head num) is set to (288, 507, 0.1, 5, 2) for both MT and Dialog, following Lee et al. [2018]. All models are trained on sentences with up to 80 words. We set the batch size to 128 and the beam size to 5 for decoding. For both German and English, we first tokenize sentences into tokens by Moses tokenizer [Koehn et al., 2007]. Then BPE [Sennrich et al., 2016] is applied to segment each word into subwords.

Adam [Kingma and Ba, 2014] is adopted as our optimization algorithm. We start to decay the learning rate when the loss on validation set stops to decrease. For LM, we set the initial learning rate to 1.0, and the decay rate to 0.8. For MT and Dialog, the initial learning rate is $5e-4$ and the decay rate is 0.5.

5.2 Results of Text Generation

We list the results of using KerBS in Table 1 and 2. Then we give some analysis.

Table 1: Performance of KerBS on Seq2Seq.

Tasks	Metrics	Seq2Seq	Seq2Seq+ MoS [Yang et al., 2018]	SeqSeq + KerBS
MT	BLEU-4	25.91	26.45	27.28
LM	PPL	103.12	102.72	102.17
Dialog	BLEU-1	16.56	13.73	17.85
	Human Eval.	1.24	1.04	1.40

Table 2: Performance of KerBS on Transformer.

Tasks	Metrics	Transformer	Transformer + MoS [Yang et al., 2018]	Transformer + KerBS
MT	BLEU-4	29.61	28.54	30.90
Dialog	BLEU-1	10.61	9.81	10.90

Machine Translation For machine translation, KerBS achieves higher BLEU-4 scores on Seq2Seq(+1.37) and Transformer(+1.29). However, the performance gain of MoS is not significant, and it is not even as good as vanilla Transformer model. Cases of MT on Transformer are shown in Table 3.

Table 3: Examples of MT on IWSLT’16 De→En

Source	meine gebildete Mutter aber wurde Lehrerin.
Transformer	my foster mother was a teacher.
+ MoS	and my educated mother was a teacher.
+ KerBS	but my educated mother became a teacher.
Source	man erreicht niemals eine Gemeinde mit Ideen, man setzt sich mit den Einheimischen zusammen.
Transformer	you never achieve a community with ideas; you put together with local people.
+ MoS	you never get a community with ideas, you’re putting together with indigenous people.
+ KerBS	you never get to a community with ideas, and you sit with the local people.

Table 4: Examples of dialog generation on DailyDialog

Source	what do you mean ?
Seq2Seq	i mean, what s up with the and iron bars on your windows.
+ MoS	well, how can i put this? france is a terrible team.
+ KerBS	well, i mean. we always do the same thing. there s no variety in our lives.
source	now , what seems to be the trouble ?
Seq2Seq	trouble is trouble.
+ MoS	yeah. and he was.
+ KerBS	not bad. but i have a bad cold today.
source	it can t be more than fourteen days late for us to accept it .
Seq2Seq	it will just fine.
+ MoS	well, i see. have you been back to work then?
+ KerBS	maybe you re right. i think we should take it.

Language Model As expected, KerBS achieves lower PPL (102.17) on LM compared with both MoS (102.72) and traditional softmax (103.12). Although it introduces more parameters, KerBS does not lead to overfitting. On the contrary, the increased complexity in KerBS helps the model to better capture the information of the embedding space.

Dialogue Generation We also include results of dialog generation. Unlike tasks where source and target sentences are highly aligned, dialog generation may need some prior knowledge for obtaining good responses. Moreover, the multi-modality of the generated sentences is a serious problem in Dialog. We expect that much expressive structure of KerBS could help. Since the performance of Transformer is not comparable to Seq2Seq on Dialog generation, we will focus on Seq2Seq in this part. KerBS achieves a BLEU-1 score of 17.85 on test set, which is remarkable compared with the baselines. Human evaluations also confirm the effectiveness of using KerBS in dialog generation. After performing a one-tailed hypothesis test, we find that the p-value is lower than 0.05, which means that the obtained improvements on Dialog systems are nontrivial. We list some of the generated responses of different models in Table 4.

5.3 Ablation Study

We perform ablation study of three variants of KerBS on the MT task. KerBS w/o kernel removes the kernel function from KerBS, so that distribution variances are no longer explicitly controlled. We find that it loses 0.49 BLEU scores compared with original KerBS, which indicates that to explicitly express distribution variances of hidden states is important and KerBS works well in doing so (Table 5). KerBS with single sense replaces the multi-sense model with single-sense one, which also leads to performance decline. This further confirms our assumption that the distribution of

Table 5: Results of ablation study on MT (Seq2Seq).

Models	BLEU-4
Seq2Seq + KerBS	27.28
w/o kernel	26.79
w/ only single sense	26.80
w/o dynamic allocation	27.00

context vectors is multi-modal. In such cases, the output layer should also be multi-modal. In KerBS w/o dynamic allocation, each word is allocated with a fixed number of senses. Though it still performs better than single sense models, it is slightly worse than full KerBS model, which shows the necessity of dynamic allocation.

5.4 Detailed Analysis

In this part, we verify that KerBS learns reasonable sense number M and variance parameter θ by examples. And we have the following conclusions.

Table 6: Randomly selected words with different numbers of senses M after training.

Sense	1	2	3	4
word	Redwood heal structural theoretical rotate	particular figure during known size	open order amazing sound base	they work body power change

Firstly, KerBS can learn the multisense property. From Table 6, we find that words with a single meaning, including some proper nouns, are allocated with only one sense. But for words with more complex meanings, such as pronouns, more senses are necessary to represent them. (In our experiment, we restrict each word’s sense number between 1 and 4, in order to keep the training stable.) In addition, we find that words with 4 senses have several distinct meanings. For instance, "change" means transformation as well as small currency.




Figure 3: Words with different θ .

Secondly, θ in KerBS is an indicator for words’ semantic scopes. In figure 3 we compare the θ of 3 sets of nouns. For each set of them, we find words denoting bigger concepts (such as car, animal and earth) have larger θ .

5.5 Time Complexity

Compared with baselines, the computation cost of incorporating KerBS into text generation mainly lies with the larger vocabulary for embedding matching, which is only a portion of the whole computation of text generation. Empirically, when we set the total sense number to about 3 times the vocabulary size, KerBS takes twice as long as vanilla softmax for one epoch.

6 Conclusion

Text generation requires a proper embedding space for words. In this paper, we proposed KerBS to learn better embeddings for text generation. Unlike traditional Softmax, KerBS includes a Bayesian composition of multi-sense embedding for words and a learnable kernel to capture the similarities between words. Incorporating KerBS into text generation could boost the performance of several text generation tasks, especially the dialog generation task. Future work includes proposing better kernels for generation and designing a meta learner to dynamically reallocate senses.

Acknowledgments

We would like to thank Xunpeng Huang and Yitan Li for helpful discussion and review of the first version. We also wish to thank the anonymous reviewers for their insightful comments.

References

- Tim Salimans Alec Radford, Karthik Narasimhan and Ilya Sutskever. Improving language understanding with unsupervised learning. In *Technical report, OpenAI*, 2018.
- Dzmitry Bahdanau, Kyunghyun Cho, and Yoshua Bengio. Neural machine translation by jointly learning to align and translate. *ICLR 2015*, 2015.
- Yoshua Bengio, Réjean Ducharme, Pascal Vincent, and Christian Jauvin. A neural probabilistic language model. *Journal of machine learning research*, 3(Feb):1137–1155, 2003.
- Tao Chen, Ruifeng Xu, Yulan He, and Xuan Wang. Improving distributed representation of word sense via wordnet gloss composition and context clustering. In *Proceedings of the 53rd Annual Meeting of the Association for Computational Linguistics and the 7th International Joint Conference on Natural Language Processing (Volume 2: Short Papers)*, volume 2, pages 15–20, 2015.
- Xinxiong Chen, Zhiyuan Liu, and Maosong Sun. A unified model for word sense representation and disambiguation. In *Proceedings of the 2014 Conference on Empirical Methods in Natural Language Processing (EMNLP)*, pages 1025–1035, 2014.
- Junyoung Chung, Caglar Gulcehre, Kyunghyun Cho, and Yoshua Bengio. Empirical evaluation of gated recurrent neural networks on sequence modeling. In *NIPS 2014 Workshop on Deep Learning, December 2014*, 2014.
- Jacob Devlin, Ming-Wei Chang, Kenton Lee, and Kristina Toutanova. Bert: Pre-training of deep bidirectional transformers for language understanding. In *Proceedings of the 2019 Conference of the North American Chapter of the Association for Computational Linguistics: Human Language Technologies, Volume 1 (Long and Short Papers)*, pages 4171–4186, 2019.
- Eric H Huang, Richard Socher, Christopher D Manning, and Andrew Y Ng. Improving word representations via global context and multiple word prototypes. In *Proceedings of the 50th Annual Meeting of the Association for Computational Linguistics: Long Papers-Volume 1*, pages 873–882. Association for Computational Linguistics, 2012.
- Hakan Inan, Khashayar Khosravi, and Richard Socher. Tying word vectors and word classifiers: A loss framework for language modeling. *ICLR 2017*, 2017.
- Sujay Kumar Jauhar, Chris Dyer, and Eduard Hovy. Ontologically grounded multi-sense representation learning for semantic vector space models. In *Proceedings of the 2015 Conference of the North American Chapter of the Association for Computational Linguistics: Human Language Technologies*, pages 683–693, 2015.
- Diederik P. Kingma and Jimmy Ba. Adam: A method for stochastic optimization. *ICLR 2014*, 2014.
- Philipp Koehn, Hieu Hoang, Alexandra Birch, Chris Callison-Burch, Marcello Federico, Nicola Bertoldi, Brooke Cowan, Wade Shen, Christine Moran, Richard Zens, Chris Dyer, Ondrej Bojar, Alexandra Constantin, and Evan Herbst. Moses: Open source toolkit for statistical machine translation. In *ACL*, 2007.
- Jason Lee, Elman Mansimov, and Kyunghyun Cho. Deterministic non-autoregressive neural sequence modeling by iterative refinement. In *Proceedings of the 2018 Conference on Empirical Methods in Natural Language Processing*, pages 1173–1182, 2018.
- Yanran Li, Hui Su, Xiaoyu Shen, Wenjie Li, Ziqiang Cao, and Shuzi Niu. Dailydialog: A manually labelled multi-turn dialogue dataset. In *Proceedings of the Eighth International Joint Conference on Natural Language Processing (Volume 1: Long Papers)*, volume 1, pages 986–995, 2017.

- Yang Liu, Zhiyuan Liu, Tat-Seng Chua, and Maosong Sun. Topical word embeddings. In *Proceedings of the Twenty-Ninth AAAI Conference on Artificial Intelligence*, pages 2418–2424. AAAI Press, 2015.
- Tomáš Mikolov, Martin Karafiát, Lukáš Burget, Jan Černocký, and Sanjeev Khudanpur. Recurrent neural network based language model. In *Eleventh Annual Conference of the International Speech Communication Association*, 2010.
- Tomas Mikolov, Ilya Sutskever, Kai Chen, Greg S Corrado, and Jeff Dean. Distributed representations of words and phrases and their compositionality. In *Advances in neural information processing systems*, pages 3111–3119, 2013.
- George A Miller. Wordnet: a lexical database for english. *Communications of the ACM*, 38(11): 39–41, 1995.
- Kishore Papineni, Salim Roukos, Todd Ward, and Wei-Jing Zhu. Bleu: a method for automatic evaluation of machine translation. In *ACL 2002*, 2002.
- Jeffrey Pennington, Richard Socher, and Christopher Manning. Glove: Global vectors for word representation. In *Proceedings of the 2014 conference on empirical methods in natural language processing (EMNLP)*, pages 1532–1543, 2014.
- Matthew Peters, Mark Neumann, Mohit Iyyer, Matt Gardner, Christopher Clark, Kenton Lee, and Luke Zettlemoyer. Deep contextualized word representations. In *Proceedings of the 2018 Conference of the North American Chapter of the Association for Computational Linguistics: Human Language Technologies, Volume 1 (Long Papers)*, volume 1, pages 2227–2237, 2018.
- Joseph Reisinger and Raymond J Mooney. Multi-prototype vector-space models of word meaning. In *Human Language Technologies: The 2010 Annual Conference of the North American Chapter of the Association for Computational Linguistics*, pages 109–117. Association for Computational Linguistics, 2010.
- Rico Sennrich, Barry Haddow, and Alexandra Birch. Neural machine translation of rare words with subword units. In *ACL 2016*, 2016.
- Alessandro Sordani, Michel Galley, Michael Auli, Chris Brockett, Yangfeng Ji, Margaret Mitchell, Jian-Yun Nie, Jianfeng Gao, and Bill Dolan. A neural network approach to context-sensitive generation of conversational responses. In *Proceedings of the 2015 Conference of the North American Chapter of the Association for Computational Linguistics: Human Language Technologies*, pages 196–205, 2015.
- Chi Sun, Hang Yan, Xipeng Qiu, and Xuanjing Huang. Gaussian word embedding with a wasserstein distance loss. *arXiv preprint arXiv:1808.07016*, 2018.
- Ilya Sutskever, Oriol Vinyals, and Quoc V Le. Sequence to sequence learning with neural networks. In *Advances in neural information processing systems*, pages 3104–3112, 2014.
- Fei Tian, Hanjun Dai, Jiang Bian, Bin Gao, Rui Zhang, Enhong Chen, and Tie-Yan Liu. A probabilistic model for learning multi-prototype word embeddings. In *Proceedings of COLING 2014, the 25th International Conference on Computational Linguistics: Technical Papers*, pages 151–160, 2014.
- Ashish Vaswani, Noam Shazeer, Niki Parmar, Jakob Uszkoreit, Llion Jones, Aidan N Gomez, Łukasz Kaiser, and Illia Polosukhin. Attention is all you need. In *Advances in Neural Information Processing Systems*, pages 5998–6008, 2017.
- Luke Vilnis and Andrew McCallum. Word representation via gaussian embedding. In *Proceedings of ICLR 2015*, 2015.
- Zhaohui Wu and C Lee Giles. Sense-aware semantic analysis: A multi-prototype word representation model using wikipedia. In *AAAI*, pages 2188–2194, 2015.
- Zhilin Yang, Zihang Dai, Ruslan Salakhutdinov, and William W. Cohen. Breaking the softmax bottleneck: A high-rank RNN language model. In *ICLR*, 2018.

Appendix A Proofs

Lemma A.1. *KerBS has the ability to learn the multi-sense property. If the real distribution of context vectors is composed of several disconnected parts, KerBS components will learn to represent as many as these parts.*

Proof. We only prove the simplest situation under traditional inner product kernel. We assume that the real context vectors of the i -th word are composed of two disconnected parts and it is also allocated with two KerBS senses. We also assume that part 1 has already been represented by sense $\langle i, 1 \rangle$, i.e., $P(s = \langle i, 1 \rangle | y = i) \rightarrow 1$ for h_1 in part 1. Then for the second newly allocated sense $\langle i, 2 \rangle$, we find

$$\frac{\partial \mathcal{L}}{\partial w_i^2} = \sum_{h_1} \frac{\partial \log(\text{Softmax}(h_1 \cdot w_i^2))}{\partial w_i^2} + \sum_{h_2} \frac{\partial \log(\text{Softmax}(h_2 \cdot w_i^2))}{\partial w_i^2} \quad (14)$$

$$= \sum_{h_1} \frac{R_1 \exp(h_1 \cdot w_i^2) h_1}{(\exp(h_1 \cdot w_i^1) + \exp(h_1 \cdot w_i^2))(\exp(h_1 \cdot w_i^1) + \exp(h_1 \cdot w_i^2) + R_1)} \quad (15)$$

$$+ \sum_{h_2} \frac{R_2 \exp(h_2 \cdot w_i^2) h_2}{(\exp(h_2 \cdot w_i^1) + \exp(h_2 \cdot w_i^2))(\exp(h_2 \cdot w_i^1) + \exp(h_2 \cdot w_i^2) + R_2)}, \quad (16)$$

where h_1 and h_2 are context vectors in part 1 and 2, respectively. $R_i = \sum \exp(h_i \cdot w_j^k)$ for all senses except $\langle i, 1 \rangle$ and $\langle i, 2 \rangle$. As part 1 has already be well represented by sense $\langle i, 1 \rangle$, $\exp(h_1 \cdot w_i^1)$ should be much larger than $\exp(h_1 \cdot w_i^2)$.

Then

$$\frac{\exp(h_1 \cdot w_i^2)}{\exp(h_1 \cdot w_i^1) + \exp(h_1 \cdot w_i^2)} < \epsilon. \quad (17)$$

As a result part 1's attraction (line 15) to w_i^2 is much smaller than part 2 (line 16), and w_i^2 will move towards part 2. □

Lemma A.2. *KerBS has the ability to learn model variances. For distributions with larger variances, KerBS learns larger θ .*

Proof. We will only give a heuristic proof for the situation where θ is a small positive number. The proof is also done under single-sense condition. If θ is in other intervals, the proof will be more complex, but the ideas are the same.

From the definition of \mathcal{L} ,

$$\mathcal{L} = \sum_t \log(P(y_t = \hat{y}_t; \theta)), \quad (18)$$

where \hat{y}_t is the the expected output for y_t , and we temporarily hide other parameters.

We can derive the partial derivative of \mathcal{L} with respect to θ_i :

$$\frac{\partial \mathcal{L}}{\partial \theta_i} = \sum_{t, \hat{y}_t = i} (1 - P(y_t = i)) \frac{\partial \mathcal{K}_\theta(h_t, w_i)}{\partial \theta_i} - \sum_{t, \hat{y}_t \neq i} P(y_t = i) \frac{\partial \mathcal{K}_\theta(h_t, w_i)}{\partial \theta_i}. \quad (19)$$

When θ is small, we can approximate a by the following equation:

$$a = \frac{-\theta}{2(\exp(-\theta) + \theta - 1)} \approx \frac{-\theta}{2(1 - \theta + \frac{\theta^2}{2} + \theta - 1))} = -\frac{1}{\theta}. \quad (20)$$

Approximately,

$$\mathcal{K}_\theta(h_t, w_i) \propto -\frac{1}{\theta_i} (\exp(-\theta_i \cos_t) - 1), \quad (21)$$

$$\frac{\partial \mathcal{K}_\theta(h_t, w_i)}{\partial \theta_i} \propto \frac{1}{\theta_i^2} (\exp(-\theta_i \cos_t) - 1) - \frac{1}{\theta_i} (-\cos_t \exp(-\theta_i \cos_t)), \quad (22)$$

where $\cos(h_t, w_i)$ is abbreviated as \cos_t .

Because $\cos(h_t, w_i)$ is usually small for $\hat{y}_t \neq i$ we can ignore the second part of Eq. (19). So the optimal value for θ is approximately a solution to Eq. (23).

$$\sum_{t, \hat{y}_t = i} (1 - P(y_t = i)) \frac{\partial \mathcal{K}_\theta(h_t, w_i)}{\partial \theta_i} = 0. \quad (23)$$

Then,

$$F = \sum_{t, \hat{y}_t = i} (1 - P(y_t = i)) \underbrace{(exp(-\theta_i \cos_t) - 1 + \theta_i \cos_t exp(-\theta_i \cos_t))}_{F_1} = 0, \quad (24)$$

Hence, when \cos_t gets smaller, θ_i tends to increase, since $\frac{\partial F_1}{\partial \cos_t} \frac{\partial F_1}{\partial \theta_i} > 0$ when $\cos_t > 0$ and \cos_t is usually positive when $\hat{y}_t = i$. So when distribution variance increases, \cos_t tends to decrease, because context vectors are farther from the mean vector. As a result, θ_i will increase. \square

Appendix B Experiment Details

Scoring Standard for Human Evaluation The volunteers are asked to score responses generated by all models according to the following standard:

- Score 0 : response which is neither fluent nor relative to the input question.
- Score 1 : response which is either fluent or relative to the input question, but not both.
- Score 2 : response which is both fluent and relative to the input question.