

Abstract

Exact space-time propagator for the wave (second-order in time) equation in a layered system, made up of a layer sandwiched between two other different semi-infinite layers, is obtained by means of the multiple scattering theory (MST) approach. The wave equation for this layered system is characterized by the spatial dependence of the wave phase velocity which changes in the perpendicular-to-interfaces direction when crossing the interfaces and thus having different constant values in different layers of the threelayer. The MST approach is made possible due to obtained effective potentials localized at interfaces and responsible for reflection from and propagation through them. The obtained space-time propagator exactly solves the considered wave equation for any initial value and allows for following in time the processes of reflection and transmission. The solution for an initial Gaussian wave packet is obtained, analyzed and numerically visualized for a simple case of the perpendicular-to-interfaces incoming wave. In particular, the contribution of the backward-moving components of the wave packet is revealed.

Space-time propagator and exact solution for wave equation in a layered system

Victor F. Los* and Nicholas V. Los**

*Institute for Magnetism, Nat. Acad. Sci. and Min. Edu. Sci.
of Ukraine, Vernadsky Blvd. 36-b, 03142, Kiev, Ukraine

**Independent Researcher

February 9, 2021

1 Introduction

Propagation of particles/waves through heterogenous media is a key problem to be considered in many fields of classical and quantum physics. The particles/waves' (partial) reflection from and propagation through any inhomogeneities are well explained by the Huygens-Fresnel principle (first suggested for the light waves) which describes the wave front propagation in terms of the wavelets generated by each point of the wave front and their interference. Multiple scattering of these wavelets at any obstacles results in the observed phenomena of reflection, refraction and diffraction of waves in inhomogeneous and disordered media. Thus, the Huygens-Fresnel principle for waves propagation may be naturally mathematically supported in terms of the multiple scattering theory (MST). However, this can effectively be done when a perturbation in the differential equation governing a particle/wave propagation is localized enough. Particularly, this is the case for electrons scattered by impurities in disordered systems. A review of MST applications to solid state-related problems can be found, e.g., in [1].

When treating the propagation of waves in heterogenous media, one should often deal with a potential energy (or refraction coefficient) acquiring different values in the various macroscopic areas of the system under consideration. Then, it is generally difficult to consider the potential energy $V(x)$ (refraction coefficient $n(x)$) in different areas as a perturbation because it is not localized. In such cases the problem is conventionally treated by imposing certain boundary conditions on the waves (e.g. the continuity of the electron wave function and its derivative at the interfaces between areas with different electron potential energy, the boundary conditions for the vectors of electrical strength and magnetic induction at the interfaces between different dielectrics, etc). Such conditions

may be viewed as mathematical and serve as a substitute for the MST approach which is conventionally formulated in terms of a "free" particle/wave Green function (resolvent) modified by the scatterings at the inhomogeneities such as the interfaces between different media. The matching approach, however, can be somewhat ineffective in the case of the wave packet (not the plane wave) propagation which is necessary for considering the processes of reflection from and transmission through, e.g., a layered system, in time. Moreover, from the physical point of view it seems desirable to be able to also apply the multiple scattering theory to this principally important situation. If the potential energy (refraction coefficient) changes abruptly (as compared with the wave length), one can assume that reflection occurs at the single plane (interface) dividing different materials. Thus, in this case we expect that reflection/transmission may be described in terms of the MST with a localized at an interface between areas with different values of potential energy (refraction index) perturbation potential, which should be found. If so, the MST has an additional advantage: by adding to this interface effective potential the potential describing an interface disorder, one will be capable of considering (using the MST framework) the amplitudes of reflection from and transmission through the intermixed real interfaces which are the key elements for describing the phenomena in real nanostructures. In such a case, the multiple scattering by the potential steps and by an interface disorder can be treated within MST on equal footing. It should also be noted that in multilayers, multiple scatterings from more than one interface are to be accounted for. This circumstance makes application of the matching procedure at the interfaces problematic, especially for the case of real disordered interfaces, when, except specular scattering, the diffuse scattering should also be taken into consideration.

Thus, one faces an interesting problem of finding a localized potential responsible for a particle/wave scattering from a potential inhomogeneity. On the other hand, from the practical point of view, this rather academic problem of scattering of a particle/wave from the potential steps has acquired reality and important practical implementation in the newly emerged field of nanoscience and nanotechnology dealing, particularly, with multilayer systems. For example, for electrons, such a situation is realized in layered nanostructures made of alternating magnetic and nonmagnetic layers, each of a few atomic layers thick, which has been attracting a good deal of interest especially since the discovery of the giant magnetoresistance (GMR) [2] and tunneling magnetoresistance (TMR) [3, 4] effects. Another possible important application may be the Casimir force [5] emerging between, e.g., two dielectric plates and caused by the multiple electromagnetic waves scattering and their interference in the space between the plates. This effect, principally important from the point of view of quantum electrodynamics, is often formulated in terms of the MST with the δ -like scattering potentials localized at the interfaces between a vacuum and reflecting bodies (see, e.g., [6]). Again, one needs to find these localized potentials in terms of characteristics of the interface-divided media.

In this paper, we consider a wave propagation through a nonuniform (layered) media described by the second-order in time differential equation. We fo-

cus on the wave equation, because the case of the first-order in time (Schrödinger) equation was considered earlier. Thus, we will apply the approach first suggested in [7] and which allowed for treating the electron reflection from and transmission through a perfect interface as a multiple scattering by the interface-localized potentials in the case when the quasi-classical approximation does not work (the wave length is larger than the range of a potential inhomogeneity). In particular, this approach has been applied to the analysis of the time-dependent properties of the scattering by the imaginary step [8] (related to the calculation of the particle time of arrival) and by rectangular barrier/well potentials [9, 10]. The GMR and TMR effects in real nanostructures with intermixed interfaces were considered in [11]. Note that our approach is different from the known MST approach for a layered system in the stationary case, when, using the reflection and transmission coefficients for a single potential step (obtained by the traditional matching procedure), the total reflection and transmission amplitudes for the layered system are then constructed as the multiple scattering series composed of these known step coefficients (see, e.g., [12]). This approach, however, says nothing about a time-dependent picture of a wave scattering by the layered system.

Thus, we show that the mentioned (actually quantum) approach can be directly extended, e.g., to the light waves propagation in layered systems, i.e. to the corresponding (second-order in time) wave equation. We show that all particle/wave scattering situations can be treated in a unified manner by considering the Green function equation for a corresponding field. The Green function, related to the wave equation, is obtained through the MST approach with the interface-localized potentials responsible for a wave reflection from and transmission through an interface between two media with the different refraction coefficient. The space-time propagator resolving the wave equation for the threelayer made of different uniform materials is then expressed through the found Green function for this threelayer. For the Gaussian wave packet propagating in this layered system, the solution to the wave equation in different spatial areas (before, inside and behind the threelayer) is obtained and numerically visualized as a function of time. It shows, in particular, the contribution of the backward-moving components of the incoming Gaussian wave packet to its propagation.

2 Green function for the wave equation in a layered media

Let us consider the second-order in time wave equation for a scalar field (related, e.g., to the light or elastic wave)

$$\left[-\frac{\partial^2}{\partial t^2} - H(\mathbf{r}) \right] f(\mathbf{r}, t) = 0. \quad (1)$$

Here, the function $f(\mathbf{r}, t)$ represents, e.g., any component of the vector-potential, electric or magnetic field strength and $H(\mathbf{r})$ is a time-independent, linear, her-

mitian operator (the Hamiltonian) in the space representation, which in the abstract vector space can be defined as

$$\langle \mathbf{r} | H | \mathbf{r}' \rangle = \delta(\mathbf{r} - \mathbf{r}') H(\mathbf{r}), f(\mathbf{r}, t) = \langle \mathbf{r} | f(t) \rangle. \quad (2)$$

where $|\mathbf{r}\rangle$ is the eigenvector of the position operator with the following properties

$$\langle \mathbf{r} | \mathbf{r}' \rangle = \delta(\mathbf{r} - \mathbf{r}'), \int d\mathbf{r}' |\mathbf{r}\rangle \langle \mathbf{r}'| = 1. \quad (3)$$

We consider a threelayer made of different uniform materials divided by a perfect interfaces located at $x = x_s$ $s \in \{0, d\}$ planes with $x_s = 0$ and $x_d = d$ (a spacer material of width d is sandwiched between two semi-infinite layers). We suppose that the operator $H(\mathbf{r})$ can be split as

$$\begin{aligned} H(\mathbf{r}) &= H_0(\mathbf{r}) + H_1(x), \\ H_0(\mathbf{r}) &= -v^2(x) \nabla^2, \end{aligned} \quad (4)$$

where $H_1(x)$ is related to the influence of the interfaces on the wave free motion in a single layer described by $H_0(\mathbf{r})$, and, due to the system uniformity in the parallel to the interfaces direction, the perturbation $H_1(x)$ and the wave phase velocity $v(x) = \omega/k(x)$ (ω is the wave frequency) both change only in the perpendicular to the interfaces x -direction. Thus,

$$\begin{aligned} v(x) &= v_{<}^0 = v_1, k(x) = k_{<}^0 = k_1 = \omega/v_1, x < 0, \\ v(x) &= v_{>}^0 = v_{<}^d = v_2, k(x) = k_{>}^0 = k_{<}^d = k_2 = \omega/v_2, 0 < x < d, \\ v(x) &= v_{>}^d = v_3, k(x) = k_{>}^d = k_3 = \omega/v_3, x > d, \end{aligned} \quad (5)$$

where $v_{<(>)}^s$ and, correspondingly, $k_{<(>)}^s$ define the phase velocity and the wave number to the left (<) and to the right (>) of the interface located at the plane $x = x_s$, $s \in \{0, d\}$.

The Green function associated with Eq. (1) is defined as the solution of equation (see, e.g., [13])

$$\left[-\frac{\partial^2}{\partial t^2} - H(\mathbf{r}) \right] g(\mathbf{r}, \mathbf{r}'; t - t') = \delta(\mathbf{r} - \mathbf{r}') \delta(t - t'). \quad (6)$$

Expressing the general solution to (6) as

$$g(\tau) = \frac{1}{2\pi} \int_{-\infty}^{\infty} d\omega e^{-i\omega\tau} G(\omega^2), \quad (7)$$

we obtain the following equation for $G(\mathbf{r}, \mathbf{r}'; \omega^2)$

$$[\omega^2 - H(\mathbf{r})] G(\mathbf{r}, \mathbf{r}'; \omega^2) = \delta(\mathbf{r} - \mathbf{r}'). \quad (8)$$

For what follows, it is helpful to rewrite Eq. (8) in the operator form

$$G(\mathbf{r}, \mathbf{r}'; \omega^2) = \langle \mathbf{r} | \frac{1}{\omega^2 - H} | \mathbf{r}' \rangle. \quad (9)$$

We assume on the physical ground that $G(\omega^2)$ has singularities only on the real ω -axis. Thus, to make $G(\omega^2)$ be well defined, the following limiting procedure is used

$$\begin{aligned}
G^R(\omega^2) &= \lim_{s \rightarrow +0} G[(\omega + is)^2] = \lim_{s \rightarrow +0} G(\omega^2 + 2i\omega s) = G^+(\omega^2), \omega > 0, \\
G^R(\omega^2) &= G^-(\omega^2), \omega < 0, \\
G^A(\omega^2) &= \lim_{s \rightarrow +0} G[(\omega - is)^2] = \lim_{s \rightarrow +0} G(\omega^2 - 2i\omega s) = G^-(\omega^2), \omega > 0, \\
G^A(\omega^2) &= G^+(\omega^2), \omega < 0, \\
G^\pm(\omega^2) &= \lim_{\varepsilon \rightarrow +0} G(\omega^2 \pm i\varepsilon), \varepsilon = 2\omega s, \omega > 0, s > 0.
\end{aligned} \tag{10}$$

It is convenient to introduce the function

$$\begin{aligned}
\tilde{g}(\tau) &= \frac{1}{2\pi} \int_{-\infty}^{\infty} d\omega e^{-i\omega\tau} [G^R(\omega^2) - G^A(\omega^2)] \\
&= -\frac{i}{\pi} \int_0^{\infty} d\omega \sin(\omega\tau) [G^+(\omega^2) - G^-(\omega^2)],
\end{aligned} \tag{11}$$

where Eq. (10) is taken into account.

Then, it is not difficult to verify, that the solution to Eq. (1) looks as (see also [13])

$$f(\mathbf{r}, t) = - \int d\mathbf{r}' \left\{ \tilde{g}(\mathbf{r}, \mathbf{r}'; t - t') \left[\frac{\partial f(\mathbf{r}', t)}{\partial t} \right]_{t=t'} + \frac{\partial \tilde{g}(\mathbf{r}, \mathbf{r}'; t - t')}{\partial t} f(\mathbf{r}', t') \right\}, \tag{12}$$

where

$$\tilde{g}(\mathbf{r}, \mathbf{r}'; t - t') = -\frac{i}{\pi} \int_0^{\infty} d\omega \sin[\omega(t - t')] \left[G^+(\mathbf{r}, \mathbf{r}'; \omega^2) - G^-(\mathbf{r}, \mathbf{r}'; \omega^2) \right]. \tag{13}$$

The solution to the Green function $G^\pm(\mathbf{r}, \mathbf{r}'; \omega^2)$ can be found by means of expanding the Green function (9) (the resolvent) into the series in the scattering effective potentials corresponding to the considered type of the system inhomogeneity (a layered system). The terms of these series represent the multiple scatterings processes at the corresponding potentials and their interference. Moreover, such an approach allows for treating the phenomena under consideration from the particle-like (electron or photon) rather than the wave point of view. But in order to realize this program, the effective potentials responsible for reflection from and transmission through an interface should be found. In other words, knowing the reflection and transmission coefficients, the inverse problem of finding the scattering potentials should be solved (see [7]).

By taking advantage of the two-dimensional uniformity of the system (the in-plane wave vector $\mathbf{k}_{||} = (k_y, k_z)$ is a good quantum number), the Green

function for the perfect interface and the δ -function may be presented like

$$\begin{aligned} G^\pm(\mathbf{r}, \mathbf{r}'; \omega^2) &= \frac{1}{A} \sum_{\mathbf{k}_\parallel} e^{i\mathbf{k}_\parallel(\rho - \rho')} G^\pm(x, x'; \omega^2; \mathbf{k}_\parallel), \\ \delta(\mathbf{r} - \mathbf{r}') &= \frac{\delta(x - x')}{A} \sum_{\mathbf{k}_\parallel} e^{i\mathbf{k}_\parallel(\rho - \rho')}, \end{aligned} \quad (14)$$

where $\rho = (y, z)$ is a two-dimensional vector in the plane of the interface and A is the area of the interface. Then, from Eq. (8) we have the one-dimensional equation for the Green function $G^\pm(x, x'; \omega^2; \mathbf{k}_\parallel)$

$$\left\{ v^2(x) \left[\frac{\partial^2}{\partial x^2} + k^{\perp 2}(x) \right] - H_1(x) \right\} G^\pm(x, x'; \omega^2; \mathbf{k}_\parallel) = \delta(x - x'), \quad (15)$$

where

$$k^{\perp 2}(x) = k^2(x) - \mathbf{k}_\parallel^2. \quad (16)$$

Thus, the problem is reduced to finding the one-dimensional Green's function $G^\pm(x, x'; \omega^2; \mathbf{k}_\parallel)$ dependent on the conserved frequency ω^2 and the parallel-to-interface component of the wave vector \mathbf{k}_\parallel . In the following, we will suppress for simplicity the dependence on the argument \mathbf{k}_\parallel , which will be recovered when needed.

The Green functions $G_0^\pm(x, x'; \omega^2)$ corresponding to the "free" wave propagation in each layer ($x, x' < 0$, $0 < x, x' < d$, $x, x' > d$) satisfies, as it follows from Eq. (15), the following equation

$$v^2(x) \left[\frac{\partial^2}{\partial x^2} + k^{\perp 2}(x) \right] G_0^\pm(x, x'; \omega^2) = \delta(x - x'). \quad (17)$$

The Hamiltonian $H_1(x)$ describes the perturbations of the "free" motion, which are, naturally, localized at the steps with coordinates x_s (in the case under consideration, there are two steps at $x_s = 0$ and $x_s = d$). Thus, we assume that the Hamiltonian $H_1(x)$ (generally dependent on ω^2), which corresponds to the processes of scattering at the $v(x)$ steps, can be presented as

$$H_1(x; \omega^2) = \sum_s H_1^s(\omega^2) \delta(x - x_s). \quad (18)$$

This perturbation potential depends on the side on which the wave or particle approaches the interface at $x = x_s$ (compare with [7], [9])

$$\begin{aligned} H_{1>}^s(\omega^2) &= iv_{>}^s [k_{>}^{\perp s}(\omega^2) - k_{<}^{\perp s}(\omega^2)], \\ H_{1<}^s(\omega^2) &= iv_{<}^s [k_{<}^{\perp s}(\omega^2) - k_{>}^{\perp s}(\omega^2)], \\ H_{1><}^s(\omega^2) &= 4iv_{>}^s v_{<}^s \frac{k_{>}^{\perp s}(\omega^2) k_{<}^{\perp s}(\omega^2)}{[\sqrt{k_{>}^{\perp s}(\omega^2)} + \sqrt{k_{<}^{\perp s}(\omega^2)}]^2}. \end{aligned} \quad (19)$$

Here, $H_{1i>(<)}^s(\omega^2)$ is the reflection (from the potential step at $x = x_s$, $s \in \{0, d\}$) potential amplitude, the index $>$ ($<$) indicates the side on which the wave approaches the interface at $x = x_s$: right ($>$) or left ($<$); $H_{i>(<)}^s(\omega^2)$ is the transmission potential amplitude. More exactly, the perturbation H_1^s depends on the parameter $\omega^2 \pm i\varepsilon$ (for the G^\pm Green function) and \mathbf{k}_\parallel (which is omitted for brevity) via the perpendicular-to-interfaces wave vector (6)

$$k_{>(<)}^{\perp s}(\omega^2) = \sqrt{(k_{>(<)}^s)^2 - \mathbf{k}_\parallel^2} \quad (20)$$

where $k_{>(<)}^s$ ($s \in \{0, d\}$) are defined by Eqs. (5), and, correspondingly, $v_{>(<)}^s$ takes the values v_1 , v_2 or v_3 .

The perturbation expansion for the retarded Green function $G^+(x, x'; \omega^2)$ in the case of the two-step effective scattering potential (18), reads for different areas of arguments x, x' as (see [9, 10])

$$\begin{aligned} G^+(x, x'; \omega^2) &= G_0^+(x, d; \omega^2)T^+(\omega^2)G_0^+(0, x'; \omega^2), x' < 0, x > d, \\ G^+(x, x'; \omega^2) &= G_0^+(x, 0; \omega^2)T^+(\omega^2)G_0^+(d, x'; \omega^2), x' > d, x < 0, \\ G^+(x, x'; \omega^2) &= G_0^+(x, 0; \omega^2)T'^+(\omega^2)G_0^+(0, x'; \omega^2) + G_0^+(x, d; \omega^2)R'^+(\omega^2)G_0^+(0, x'; \omega^2), x' < 0, 0 < x < d, \\ G^+(x, x'; \omega^2) &= G_0^+(x, 0; \omega^2)T'^+(\omega^2)G_0^+(0, x'; \omega^2) + G_0^+(x, 0; \omega^2)R'^+(\omega^2)G_0^+(d, x'; \omega^2), 0 < x' < d, x < 0, \\ G^+(x, x'; \omega^2) &= G_0^+(x, x'; \omega^2) + G_0^+(x, 0; \omega^2)R^+(\omega^2)G_0^+(0, x'; \omega^2), x' < 0, x < 0, \end{aligned} \quad (21)$$

and the transmission and reflection amplitudes are

$$\begin{aligned} T^+(\omega^2) &= \frac{T_{><}^{d+}(\omega^2)G_0^+(d, 0; \omega^2)T_{><}^{0+}(\omega^2)}{D^+(\omega^2)}, \\ T'^+(\omega^2) &= \frac{T_{><}^{0+}(\omega^2)}{D^+(\omega^2)}, R'^+(\omega^2) = T_{<}^{d+}(\omega^2)G_0^+(d, 0; \omega^2)T'^+(\omega^2), \\ R^+(\omega^2) &= T_{<}^{0+}(\omega^2) + \frac{T_{><}^{0+}(\omega^2)G_0^+(0, d; \omega^2)T_{<}^{d+}(\omega^2)G_0^+(d, 0; \omega^2)T_{><}^{0+}(\omega^2)}{D^+(\omega^2)} \\ D^+(\omega^2) &= 1 - G_0^+(d, 0; \omega^2)T_{>}^{0+}(\omega^2)G_0^+(0, d; \omega^2)T_{<}^{d+}(\omega^2). \end{aligned} \quad (22)$$

The one-dimensional retarded Green function corresponding to a "free" motion in an uniform media of some layer, $G_0^+(x, x'; \omega^2)$, is (see, e.g. [13])

$$G_0^+(x, x'; \omega^2) = \frac{1}{i2v_{>(<)}^{s2}k_{>(<)}^{\perp s}(\omega^2)} \exp[ik_{>(<)}^{\perp s}(\omega^2)|x - x'|], s = 0, d. \quad (23)$$

The reflection $T_{>(<)}^{s+}(\omega^2)$ and transmission $T_{><}^{s+}(\omega^2)$ amplitude, used in (22), corresponding to the retarded Green function and scattering at the interface located at $x = x_s \in \{0, d\}$, are defined by the following perturbation expansion:

$$\begin{aligned} T^s(\omega^2) &= H_1^s(\omega^2) + H_1^s(\omega^2)G_0(x_s, x_s; \omega^2)H_1^s(\omega^2) + \dots \\ &= \frac{H_1^s(\omega^2)}{1 - G_0(x_s, x_s; \omega^2)H_1^s(\omega^2)}, \end{aligned} \quad (24)$$

where $H_i^s(\omega^2)$ and the interface Green function $G_0(x_s, x_s; \omega^2)$ are defined differently for reflection and transmission processes [7, 9]: the step-localized effective potential is given by Eq. (19) and the retarded Green functions at the interface for the considered reflection and transmission processes are, correspondingly,

$$\begin{aligned} G_{0><}^+(x_s, x_s; \omega^2) &= 1/2iv_{><}^{s2}k_{><}^{\perp s}(\omega^2), \\ G_{0><}^+(x_s, x_s; \omega^2) &= 1/2iv_{>}^sv_{<}^s\sqrt{k_{>}^{\perp s}(\omega^2)k_{<}^{\perp s}(\omega^2)} \end{aligned} \quad (25)$$

in accordance with (23).

From (19), (24) and (25), we have for $T_{><}^{s+}(E)$ and $T_{><}^{s+}(E)$

$$\begin{aligned} T_{><}^{s+}(\omega^2) &= 2iv_{><}^{s2}k_{><}^{\perp s}r_{><}^s, \\ T_{><}^{s+}(\omega^2) &= 2iv_{>}^sv_{<}^s\sqrt{k_{>}^{\perp s}k_{<}^{\perp s}t^s}, \end{aligned} \quad (26)$$

where $r_{><}^s(\lambda)$ and $t^s(\lambda)$ are the standard amplitudes for reflection to the right (left) of the potential step at $x = x_s$ and transmission through this step

$$\begin{aligned} r_{>}^s(\omega^2) &= \frac{k_{>}^{\perp s} - k_{<}^{\perp s}}{k_{>}^{\perp s} + k_{<}^{\perp s}}, r_{<}^s(\omega^2) = \frac{k_{<}^{\perp s} - k_{>}^{\perp s}}{k_{>}^{\perp s} + k_{<}^{\perp s}}, \\ t^s(\omega^2) &= \frac{2\sqrt{k_{>}^{\perp s}k_{<}^{\perp s}}}{k_{>}^{\perp s} + k_{<}^{\perp s}}, \end{aligned} \quad (27)$$

and the argument ω^2 in the wave vectors is omitted for brevity.

The expressions (27) can be rewritten in the form of the Fresnel formulae (e.g. for the wave incoming from the right to an interface with index s)

$$\begin{aligned} r_{>}^s(\omega^2) &= \frac{n_{><}^s \cos \varphi_{>}^s - \cos \varphi_{<}^s}{n_{><}^s \cos \varphi_{>}^s + \cos \varphi_{<}^s}, \\ t^s(\omega^2) &= \frac{2\sqrt{n_{><}^s \cos \varphi_{>}^s \cos \varphi_{<}^s}}{n_{><}^s \cos \varphi_{>}^s + \cos \varphi_{<}^s}. \end{aligned} \quad (28)$$

Here $\cos \varphi_{><}^s = k_{><}^{\perp s}/k_{><}^s$, i.e. $\varphi_{><}^s$ is the angle of incidence at the interface from right (left), $n_{><}^s$ is the relative refraction coefficient

$$n_{><}^s = \frac{k_{>}^s}{k_{<}^s}. \quad (29)$$

Note, that for the light waves the expressions (28) correspond to the case when the electrical strength vector is perpendicular to the plane of incidence (in this case the wave polarization does not change at reflection and refraction).

Using Eqs. (5), (16), (21), (22), (23), (26) and (27), we obtain

$$\begin{aligned}
G^+(x, x'; \omega^2) &= \frac{1}{i2v_1v_3\sqrt{k_1^\perp k_3^\perp}} e^{ik_3^\perp(x-d)} t(\omega^2) e^{-ik_1^\perp x'}, \quad x' < 0, x > d, \\
G^+(x, x'; \omega^2) &= \frac{1}{i2v_1v_3\sqrt{k_1^\perp k_3^\perp}} e^{-ik_1^\perp x} t(\omega^2) e^{ik_3^\perp(x'-d)}, \quad x' > d, x < 0, \\
G^+(x, x'; \omega^2) &= \frac{1}{i2v_1v_2\sqrt{k_1^\perp k_2^\perp}} \left[e^{ik_2^\perp x} t'(\omega^2) e^{-ik_1^\perp x'} + e^{-ik_2^\perp x} r'(\omega^2) e^{-ik_1^\perp x'} \right], \quad x' < 0, 0 < x < d, \\
G^+(x, x'; \omega^2) &= \frac{1}{i2v_1v_2\sqrt{k_1^\perp k_2^\perp}} \left[e^{-ik_1^\perp x} t'(\omega^2) e^{ik_2^\perp x'} + e^{-ik_1^\perp x} r'(\omega^2) e^{-ik_2^\perp x'} \right], \quad x < 0, 0 < x' < d, \\
G^+(x, x'; \omega^2) &= \frac{1}{i2v_1^2 k_1^\perp} \left[e^{ik_1^\perp |x-x'|} + r(\omega^2) e^{-ik_1^\perp(x+x')} \right], \quad x < 0, x' < 0, \quad (30)
\end{aligned}$$

where the transmission and reflection amplitudes are defined as

$$\begin{aligned}
t(\omega^2) &= \frac{4\sqrt{k_1^\perp k_3^\perp} k_2^\perp e^{ik_2^\perp d}}{d(\omega^2)}, \quad t'(\omega^2) = \frac{2\sqrt{k_1^\perp k_2^\perp} (k_3^\perp + k_2^\perp)}{d(\omega^2)}, \\
r(\omega^2) &= \frac{2\sqrt{k_1^\perp k_2^\perp} (k_2^\perp - k_3^\perp) e^{2ik_2^\perp d}}{d(\omega^2)}, \quad r'(\omega^2) = \frac{(k_1^\perp - k_2^\perp)(k_3^\perp + k_2^\perp) - (k_1^\perp + k_2^\perp)(k_3^\perp - k_2^\perp) e^{2ik_2^\perp d}}{d(\omega^2)}, \\
d(\omega^2) &= (k_1^\perp + k_2^\perp)(k_3^\perp + k_2^\perp) - (k_1^\perp - k_2^\perp)(k_3^\perp - k_2^\perp) e^{2ik_2^\perp d}, \quad (31)
\end{aligned}$$

where the perpendicular-to-interface wave vectors k_i^\perp ($i = 1, 2, 3$) are defined by (16) and (5)

$$k_i^\perp = \sqrt{k_i^2 - \mathbf{k}_\parallel^2} = \sqrt{\frac{\omega^2}{v_i^2} - k_\parallel^2}, \quad i = 1, 2, 3. \quad (32)$$

From the last line of Eq. (30) one can see that the "free" Green function in any layer is (see also [13])

$$G_0^+(x, x'; \omega^2; \mathbf{k}_\parallel) = \frac{1}{i2v_i^2 k_i^\perp} e^{ik_i^\perp |x-x'|} \quad (33)$$

in accordance with (23). Obtained result, given by Eqs. (30) and (31), allows for finding the solution to the second-order in time (wave) equation. The corresponding space-time propagator is defined by Eqs. (13), (14), and the solution of the wave equation can be found from (12).

The transmission probability $|t(\omega^2)|^2$ through and reflection probability $|r(\omega^2)|^2$ from the asymmetric threelayer ($v_1 \neq v_3$), which follow from (31), for real k_2^\perp and k_3^\perp , are given by

$$\begin{aligned}
|t(\omega^2)|^2 &= \frac{4k_1^\perp k_2^{\perp 2} k_3^\perp}{(k_1^\perp + k_3^\perp)^2 k_2^{\perp 2} + (k_1^{\perp 2} - k_2^{\perp 2})(k_3^{\perp 2} - k_2^{\perp 2}) \sin^2(k_2^\perp d)}, \\
|r(\omega^2)|^2 &= \frac{k_2^{\perp 2} (k_1^\perp - k_3^\perp)^2 + (k_1^{\perp 2} - k_2^{\perp 2})(k_3^{\perp 2} - k_2^{\perp 2}) \sin^2(k_2^\perp d)}{(k_1^\perp + k_3^\perp)^2 k_2^{\perp 2} + (k_1^{\perp 2} - k_2^{\perp 2})(k_3^{\perp 2} - k_2^{\perp 2}) \sin^2(k_2^\perp d)}. \quad (34)
\end{aligned}$$

Note that when $k_2^\perp d = n\pi$ (n is integer), the resonance transmission ($|t(\omega^2)|^2 = 1$ and $|r(\omega^2)|^2 = 0$) happens only for a symmetric layered system ($k_3^\perp = k_1^\perp$).

From Eqs. (30) we see that $G^+(x, x'; \omega^2) = G^+(x', x; \omega^2)$, and, therefore, the advanced Green function $G^-(x, x'; \omega^2) = [G^+(x', x; \omega^2)]^* = [G^+(x, x'; \omega^2)]^*$ (see, e.g. [13]). Thus, the transmission amplitude (13) (propagator) is determined by the imaginary part of the Green function (30) and with account of (14) can be written as

$$\begin{aligned} \tilde{g}(\mathbf{r}, \mathbf{r}'; t - t') &= \frac{1}{A} \sum_{\mathbf{k}_\parallel} e^{i\mathbf{k}_\parallel(\rho - \rho')} \tilde{g}(x, x'; t - t'; \mathbf{k}_\parallel), \\ \tilde{g}(x, x'; t - t'; \mathbf{k}_\parallel) &= -\frac{i}{\pi} \int_0^\infty d\omega \sin[\omega(t - t')] \left[G^+(x, x'; \omega^2; \mathbf{k}_\parallel) - G^-(x, x'; \omega^2; \mathbf{k}_\parallel) \right] \\ &= \frac{2}{\pi} \int_0^\infty d\omega \sin[\omega(t - t')] \text{Im} G^+(x, x'; \omega^2; \mathbf{k}_\parallel). \end{aligned} \quad (35)$$

Here, the Green functions (30) depend on \mathbf{k}_\parallel via k_i^\perp (32) and these functions correspond to the fixed angle of the wave incidence at the interface defined by \mathbf{k}_\parallel . Note, that for the incoming-to-interface real wave from the layer 1 ($x < 0$), the integration over ω in (35) should start with $\omega = v_1 k_\parallel$ (see (32), (33)).

Equations (12), (30) and (35) give the complete exact solution of the wave equation (1) for the layered system at any given initial value $f(\mathbf{r}', t')$.

3 Solution to wave equation and numerical modeling

In order to consider the wave propagation in time, we will adopt for Eq. (12) the initial (at $t' = 0$) wave in the form of the Gaussian wave packet localized at the $x < 0$ area

$$f(\mathbf{r}', t' = 0) = C \exp \left[-\frac{(x' - x_i)^2}{2\sigma_x^2} \right] \exp \left[-\frac{(\rho' - \rho_i)^2}{2\sigma_\parallel^2} \right] \cos(\mathbf{k}^0 \mathbf{r}'), \quad x_i < 0, k_x^0 > 0, \quad (36)$$

where C is a constant (e.g., the strength of the electric field E_y), σ_x^2 and σ_\parallel^2 are the dispersions in the perpendicular-to- and parallel-to-interface directions, $\mathbf{r}' = (x', \rho')$, $\mathbf{k}^0 = (k_x^0, \mathbf{k}_\parallel^0)$, $|\mathbf{k}^0| = \omega^0/v_1$, ω^0 is the frequency of the modulated incoming wave. Thus, we consider a situation, when the wave packet (36), located in the vicinity of $\mathbf{r}_i = (x_i, \rho_i)$, comes from the left ($x < 0$) with the positive perpendicular-to-interface component of the wave vector $k_x^0 > 0$ at the angle defined by the parallel-to-inteface wave vector component \mathbf{k}_\parallel^0 . Substituting

(36) into (12) and using (35), we can present the solution as

$$\begin{aligned}
f(\mathbf{r}, t) &= f_+(\mathbf{r}, t) + f_-(\mathbf{r}, t), \\
f_{\pm}(\mathbf{r}, t) &= -\frac{C}{\pi} \int_{v_1 k_{||}}^{\infty} d\omega \omega \int d\mathbf{r}' \frac{1}{A} \sum_{\mathbf{k}_{||}} e^{i\mathbf{k}_{||}(\rho - \rho')} \exp\left[-\frac{(x' - x_i)^2}{2\sigma_x^2}\right] \exp\left[-\frac{(\rho' - \rho_i)^2}{2\sigma_{||}^2}\right] \\
&\quad \times \text{Im}[G^+(x, x'; \omega^2; \mathbf{k}_{||})] \cos(\omega t \mp \mathbf{k}^0 \mathbf{r}'), \tag{37}
\end{aligned}$$

where $f_+(\mathbf{r}, t)$ can be interpreted as a wave moving in the positive direction of x -axis, while $f_-(\mathbf{r}, t)$ corresponds to the moving in the opposite direction. Integrating over spatial variables ρ' (y', z'), we get

$$\begin{aligned}
f_{\pm}(\mathbf{r}, t) &= -2C \int_{v_1 k_{||}}^{\infty} d\omega \omega \int_{-\infty}^{\infty} dx' e^{-(x' - x_i)^2 / 2\sigma_x^2} \\
&\quad \times \frac{1}{A} \sum_{\mathbf{k}_{||}} \sigma_{||}^2 e^{-\frac{(\mathbf{k}_{||}^0 - \mathbf{k}_{||})^2}{2} \sigma_{||}^2} [\text{Im} G^+(x, x'; \omega^2; \mathbf{k}_{||})] \cos\{\omega t \mp [k_x^0 x' + (\mathbf{k}_{||}^0 - \mathbf{k}_{||})\rho_i + \mathbf{k}_{||}\rho]\}, \tag{38}
\end{aligned}$$

where the property $G^+(x, x'; \omega^2; \mathbf{k}_{||}) = G^+(x, x'; \omega^2; -\mathbf{k}_{||})$ is also used (see (15), (16)). It is not difficult to integrate (38) over x' . Using for $G^+(x, x'; \omega^2; \mathbf{k}_{||})$ Eqs. (30), this integration yields

$$\begin{aligned}
f_+(\mathbf{r}, t) &= -C\sqrt{2\pi}\sigma_x \int_{v_1 k_{||}}^{\infty} d\omega \omega \frac{1}{A} \sum_{\mathbf{k}_{||}} \sigma_{||}^2 e^{-\frac{(\mathbf{k}_{||}^0 - \mathbf{k}_{||})^2}{2} \sigma_{||}^2} \\
&\quad \times \text{Im}\{G^+(x, x_i; \omega^2; \mathbf{k}_{||}) \exp\left(i[\omega t - k_x^0 x_i - (\mathbf{k}_{||}^0 - \mathbf{k}_{||})\rho_i - \mathbf{k}_{||}\rho]\right) e^{-(k_1^+ + k_x^0)^2 \sigma_x^2 / 2} \\
&\quad + G^+(x, x_i; \omega^2; \mathbf{k}_{||}) \exp\left(-i[\omega t - k_x^0 x_i - (\mathbf{k}_{||}^0 - \mathbf{k}_{||})\rho_i - \mathbf{k}_{||}\rho]\right) e^{-(k_1^+ - k_x^0)^2 \sigma_x^2 / 2}\}, \\
f_-(\mathbf{r}, t) &= -C\sqrt{2\pi}\sigma_x \int_{v_1 k_{||}}^{\infty} d\omega \omega \frac{1}{A} \sum_{\mathbf{k}_{||}} \sigma_{||}^2 e^{-\frac{(\mathbf{k}_{||}^0 - \mathbf{k}_{||})^2}{2} \sigma_{||}^2} \\
&\quad \times \text{Im}\{G^+(x, x_i; \omega^2; \mathbf{k}_{||}) \exp\left(i[\omega t + k_x^0 x_i + (\mathbf{k}_{||}^0 - \mathbf{k}_{||})\rho_i + \mathbf{k}_{||}\rho]\right) e^{-(k_1^+ - k_x^0)^2 \sigma_x^2 / 2} \\
&\quad + G^+(x, x_i; \omega^2; \mathbf{k}_{||}) \exp\left(-i[\omega t + k_x^0 x_i + (\mathbf{k}_{||}^0 - \mathbf{k}_{||})\rho_i + \mathbf{k}_{||}\rho]\right) e^{-(k_1^+ + k_x^0)^2 \sigma_x^2 / 2}\} \tag{39}
\end{aligned}$$

Here, the Green function $G^+(x, x_i; \omega^2; \mathbf{k}_{||})$ is defined in the different spatial areas by Eq. (30) with x' replaced with x_i . Expressions (39) provide the exact solution for the wave equation in a layered system in the case of the initial Gaussian wave packet (36).

We focus on the processes of the transmission through and reflection from a spacer ($0 < x < d$) in time. With this in mind, we further simplify Eqs. (39)

by considering the case of very large dispersion in the parallel-to-interface plane ($\sigma_{\parallel} \rightarrow \infty$) using the formula

$$\lim_{\sigma_{\parallel} \rightarrow \infty} \frac{1}{2\pi} \sigma_{\parallel}^2 e^{-(\mathbf{k}_{\parallel}^0 - \mathbf{k}_{\parallel})^2 \sigma_{\parallel}^2 / 2} = \delta(\mathbf{k}_{\parallel}^0 - \mathbf{k}_{\parallel}). \quad (40)$$

Now, integrating (39) over \mathbf{k}_{\parallel} , we obtain

$$f_{\pm}(\mathbf{r}, t) = -\frac{C}{\sqrt{2\pi}} \int_{v_1 k_{\parallel}^0}^{\infty} d\omega \omega \text{Im}[e^{\mp i\omega t} \Phi(\mathbf{r}, x_i; \omega; \mathbf{k}^0) + e^{\pm i\omega t} \Phi(\mathbf{r}, x_i; \omega; -\mathbf{k}^0)]$$

$$\Phi(\mathbf{r}, x_i; \omega; \mathbf{k}^0) = \sigma_x e^{-(k_1^{\perp 0} - k_x^0)^2 \sigma_x^2 / 2} G^+(x, x_i; \omega^2; \mathbf{k}_{\parallel}^0) e^{i(k_x^0 x_i + \mathbf{k}_{\parallel}^0 \rho)}, k_1^{\perp 0} = \sqrt{k_1^2 - \mathbf{k}_{\parallel}^0{}^2}. \quad (41)$$

At last, for a normal (perpendicular-to-interface) incoming wave packet ($\mathbf{k}_{\parallel}^0 = 0$)

$$f_{\pm}(x, t) = -\frac{C}{\sqrt{2\pi}} \int_0^{\infty} d\omega \omega \text{Im}[e^{\mp i\omega t} \Phi(x, x_i; \omega; k_x^0) + e^{\pm i\omega t} \Phi(x, x_i; \omega; -k_x^0)],$$

$$\Phi(x, x_i; \omega; k_x^0) = \sigma_x \exp[-(k_x^0 - k_1)^2 \sigma_x^2 / 2] G^+(x, x_i; \omega) e^{ik_x^0 x_i}. \quad (42)$$

where, e.g., for the transmission through a spacer case

$$G^+(x, x_i; \omega) = \frac{1}{i2v_1 v_3 \sqrt{k_1 k_3}} e^{ik_3(x-d)} t(\omega) e^{-ik_1 x_i}, x_i < 0, x > d$$

$$t(\omega) = \frac{4\sqrt{k_1 k_3} k_2 e^{ik_2 d}}{d(\omega)}, k_i = \frac{\omega}{v_i}, i = 1, 2, 3,$$

$$d(\omega) = (k_1 + k_2)(k_3 + k_2) - (k_1 - k_2)(k_3 - k_2) e^{2ik_2 d}. \quad (43)$$

For what follows and numerical evaluation, let us rewrite Eq. (42) in the dimensionless variables. There is a natural distance unit d (the spacer width) and for the frequency (time) unit we choose $\omega_d = v_2/d$ ($t_d = d/v_2$), where v_2 is the phase velocity in the $0 < x < d$ area (see (5)). The result is

$$f_{\pm}(\tilde{x}, \tilde{t}) = -\frac{C}{\sqrt{2\pi}} \int_0^{\infty} d\tilde{\omega} \text{Im}[e^{\mp i\tilde{\omega}\tilde{t}} \varphi(\tilde{x}, \tilde{x}_i; \tilde{\omega}; \tilde{\omega}^0) + e^{\pm i\tilde{\omega}\tilde{t}} \varphi(\tilde{x}, \tilde{x}_i; \tilde{\omega}; -\tilde{\omega}^0)], \quad (44)$$

where

$$\begin{aligned}
\varphi(\tilde{x}, \tilde{x}_i; \tilde{\omega}; \tilde{\omega}^0) &= -2i \frac{v_2}{v_1} \frac{v_2}{v_3} \tilde{\sigma}_x \exp\left[-\frac{v_2^2}{v_1^2} (\tilde{\omega}^0 - \tilde{\omega})^2 \tilde{\sigma}_x^2 / 2\right] e^{i\tilde{\omega}} e^{i\frac{v_2}{v_3} \tilde{\omega} (\tilde{x}-1)} \\
&\times e^{i\frac{v_2}{v_1} (\tilde{\omega}^0 - \tilde{\omega}) \tilde{x}_i} \frac{1}{\tilde{d}(\tilde{\omega})}, \tilde{x}_i < 0, \tilde{x} > 1, \\
\tilde{d}(\tilde{\omega}) &= \left(\frac{v_2}{v_1} + 1\right) \left(\frac{v_2}{v_3} + 1\right) - \left(\frac{v_2}{v_1} - 1\right) \left(\frac{v_2}{v_3} - 1\right) e^{2i\tilde{\omega}}, \\
\varphi(\tilde{x}, \tilde{x}_i; \tilde{\omega}; \tilde{\omega}^0) &= -i \frac{v_2}{v_1} \tilde{\sigma}_x \exp\left[-\frac{v_2^2}{v_1^2} (\tilde{\omega}^0 - \tilde{\omega})^2 \tilde{\sigma}_x^2 / 2\right] [e^{i\tilde{\omega}\tilde{x}} \left(\frac{v_2}{v_3} + 1\right) \\
+ e^{-i\tilde{\omega}\tilde{x}} \left(1 - \frac{v_2}{v_3}\right) e^{2i\tilde{\omega}}] \exp\left[i\frac{v_2}{v_1} (\tilde{\omega}^0 - \tilde{\omega}) \tilde{x}_i\right] \frac{1}{\tilde{d}(\tilde{\omega})}, \tilde{x}_i < 0, 0 < \tilde{x} < 1, \\
\varphi(\tilde{x}, \tilde{x}_i; \tilde{\omega}; \tilde{\omega}^0) &= -\frac{i}{2} \frac{v_2}{v_1} \tilde{\sigma}_x \exp\left[-\frac{v_2^2}{v_1^2} (\tilde{\omega}^0 - \tilde{\omega})^2 \tilde{\sigma}_x^2 / 2\right] [e^{i\frac{v_2}{v_1} \tilde{\omega}\tilde{x}} \\
+ \tilde{r}(\tilde{\omega}) e^{-i\frac{v_2}{v_1} \tilde{\omega}\tilde{x}}] e^{i\frac{v_2}{v_1} (\tilde{\omega}^0 - \tilde{\omega}) \tilde{x}_i}, \tilde{x}_i < 0, \tilde{x} < 0, \\
\tilde{r}(\tilde{\omega}) &= \left[\left(\frac{v_2}{v_1} - 1\right) \left(\frac{v_2}{v_3} + 1\right) - \left(\frac{v_2}{v_1} + 1\right) \left(\frac{v_2}{v_3} - 1\right) e^{2i\tilde{\omega}}\right] / \tilde{d}(\tilde{\omega})
\end{aligned} \tag{45}$$

Here, the dimensionless variables and parameters are

$$\tilde{x} = x/d, \tilde{x}_i = x_i/d, \tilde{\sigma}_x = \sigma_x/d, \tilde{\omega} = \omega/\omega_d, \tilde{\omega}^0 = \omega^0/\omega_d, \tilde{t} = t/t_d, \omega_d = v_2/d, t_d = \omega_d^{-1}. \tag{46}$$

As one can see from Eq. (44), for an incoming wave packet (36) of the finite width $\tilde{\sigma}_x$ (in the x direction), the plane waves making up this wave packet and moving in both directions along x -axis contribute to the solution $f_{\pm}(\tilde{x}, \tilde{t})$ as well as the different frequencies contribute to the integral in (44). The contribution of the backward-moving wave, given by $\varphi(\tilde{x}, \tilde{x}_i; \tilde{\omega}; -\tilde{\omega}^0)$, and different frequencies depends on the value $\frac{v_2^2}{v_1^2} \tilde{\sigma}_x^2 / 2$: the smaller this value the bigger contribution.

Let us consider the case of the incoming plane wave when $\tilde{\sigma}_x \rightarrow \infty$ (we remind that (44) is valid for $\sigma_{||} \rightarrow \infty$). Using again one-dimensional version of (40), we obtain

$$f_{\pm}(\tilde{x}, \tilde{t}) = -C \operatorname{Im}[e^{\mp i\tilde{\omega}^0 \tilde{t}} \varphi_1(\tilde{x}; \tilde{\omega}^0), \tilde{\sigma}_x \rightarrow \infty, \tag{47}$$

where $\varphi_1(\tilde{x}, \tilde{x}_i; \tilde{\omega}^0)$ is defined by Eqs. (45) with $\tilde{\omega} = \tilde{\omega}^0$ and multiplied by $v_1^2/v_2^2 \tilde{\sigma}_x$. Thus, in this case there is no contribution of the backward-moving wave and frequencies different from $\tilde{\omega}^0$. Moreover, function (47) ceases, naturally, to depend on \tilde{x}_i .

It is interesting to verify the result (47) for the homogeneous case not only in the parallel-to interface direction but also in the x -direction ($v_1 = v_2 = v_3$). We obtain

$$f_{\pm}(x, t) = \frac{C}{2} \cos\left(\frac{\omega^0}{v_1} x \mp \omega^0 t\right), v_1 = v_2 = v_3. \tag{48}$$

Equation (48) agrees with the result which can be obtained from (12) by employing the one dimensional "free" propagator for any phase velocity v_i (see, e.g.,[13])

$$\begin{aligned}\tilde{g}_0(x, x'; t; \mathbf{k}_{||} = 0) &= -\frac{i}{\pi} \int_0^{\infty} d\omega \sin(\omega t) \left[G_0^+(x, x'; \omega^2; \mathbf{k}_{||} = 0) - G_0^-(x, x'; \omega^2; \mathbf{k}_{||} = 0) \right] \\ &= -\frac{1}{2v_i} \theta(v_i |t| - |x - x'|) \tau(t),\end{aligned}\quad (49)$$

where $\theta(v_i |t| - |x - x'|)$ is the Heaviside step function and

$$\begin{aligned}\tau(t) &= \theta(t) - \theta(-t) = 1, t > 0, \\ \tau(t) &= -1, t < 0.\end{aligned}\quad (50)$$

We plotted the solution of (44) for $f_+(\tilde{x}, \tilde{t})\sqrt{2\pi}/C$ in different spatial areas (in accordance with (45)) for the case of symmetric threelayer ($v_1 = v_3$) and different factor $\frac{v_2^2}{v_1^2}\tilde{\sigma}_x^2/2$ defining the contribution of the backward-moving components of the incoming wave. Figure 1 shows the transmitted through the spacer wave (originated at $\tilde{x}_i = -5$) in the spatial interval $\tilde{x} = 1 \div 2$ (behind the spacer) and as a function of time ($\tilde{t} = 5 \div 20$) at $v_1 = v_3 = v_2/2$ and dispersion $\tilde{\sigma}_x = 0.2$ ($\frac{v_2^2}{v_1^2}\tilde{\sigma}_x^2/2 = 0.08$). Dimensionless time of wave arrival from the starting point $\tilde{x}_i = -5$ at the interface between the first and second layers can be estimated as $\tilde{t}_a = |x_i|/v_1 t_d = |\tilde{x}_i|v_2/v_1 = 10$. The characteristic time $t_d = d/v_2$ for the spacer of 100 nm thick is of the order of one femtosecond ($10^{-7}m/10^8m\text{sec}^{-1} = 10^{-15}\text{sec}$). Figure 2 presents the space-time dependence of the transmitted wave with the same parameters except the bigger dispersion, i.e. at $\tilde{\sigma}_x = 1$ ($\frac{v_2^2}{v_1^2}\tilde{\sigma}_x^2/2 = 2$). We see from Fig. 1, that when the parameter $\frac{v_2^2}{v_1^2}\tilde{\sigma}_x^2/2$, related to the dispersion of the incoming wave packet, is small, the backward-moving component of the wave packet and the frequencies different from $\tilde{\omega}^0$ result in a later arrival of the wave packet to the points of interval $\tilde{x} = 1 \div 2$ and more short in time transmission through the given point of the interval (as compared to Fig. 2). Correspondingly, in the case when this parameter $\frac{v_2^2}{v_1^2}\tilde{\sigma}_x^2/2$ is bigger, the contribution of the backward-moving wave and frequencies different from $\tilde{\omega}^0$ is small that leads to more earlier arrival to the points of the selected spatial interval while the transmission through the given spatial point becomes more extended in time and closer to the transmission of the plane wave.

It is of interest to have a look at the propagation in time of the wave packet inside the spacer. Figures 3, 4 show the propagation of the wave packet from $\tilde{x} = 0$ to $\tilde{x} = 1$ (from one interface to another) at the same parameters as in Figs. 1, 2. One can see that the influence of the backward-moving component of the wave packet and different frequencies is qualitatively the same as in Figs. 1,2 although in the case of small parameter $\frac{v_2^2}{v_1^2}\tilde{\sigma}_x^2/2$ (Fig. 3), when this influence

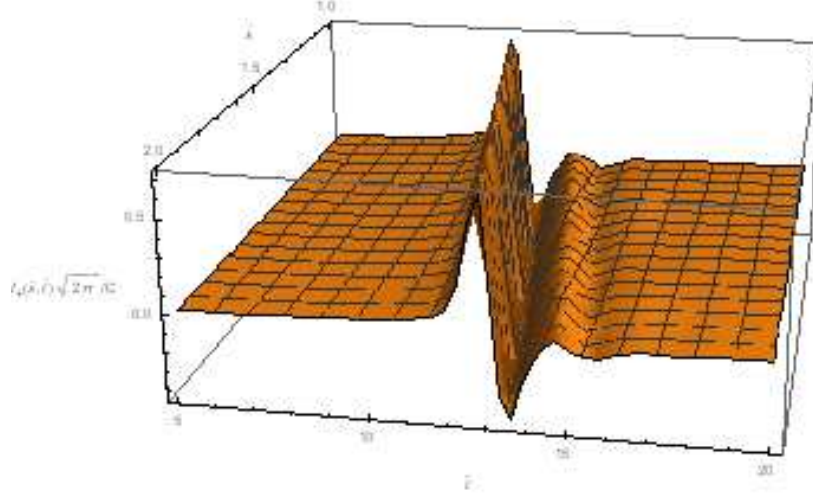


Figure 1: Wave packet with small dispersion transmitted through the spacer

is essential, the wave propagation shows more structured picture (as compared to Fig. 1).

At last, Figs. 5, 6, 7 visualize the situation before a spacer ($\tilde{x} = -5 \div 0$). There are propagating and reflecting waves contributing to the resulting picture. In Fig. 5 one can see the incoming and reflecting waves at small parameter $\frac{v_2^2}{v_1^2} \tilde{\sigma}_x^2 / 2 = 0.08$. When this parameter increases, the contribution of the reflected wave is more pronounced (Fig. 6). However, as it follows from the last line of Eq. (45), the reflection amplitude $\tilde{r}(\tilde{\omega}) = 0$ when $\tilde{\omega} = \pi n$ (n is integer and $v_1 = v_3$). Thus, if the main contribution to the integral (44) comes from $\tilde{\omega} \approx \tilde{\omega}^0 = \pi n$, there is no reflecting wave. This situation is realized closely for the large factor $\frac{v_2^2}{v_1^2} \tilde{\sigma}_x^2 / 2$ (see Eq. (47)) and is visualized for $\frac{v_2^2}{v_1^2} \tilde{\sigma}_x^2 / 2 = 8$ (large dispersion $\tilde{\sigma}_x = 2$) in Fig. 7.

4 Conclusion

We have considered the wave equation for a layered structure made of a layer (spacer) sandwiched between two semi-infinite layers all with different constant wave phase velocity changing while crossing the interfaces between layers. The solution to the wave equation with the one-dimensional (in the perpendicular-to-interfaces direction) dependency of the phase velocity is considered by means of finding the space-time propagator for this second-order in time equation. The propagator is obtained by calculating the Green function for the wave equation using the multiple-scattering theory approach. Scatterings at the interfaces

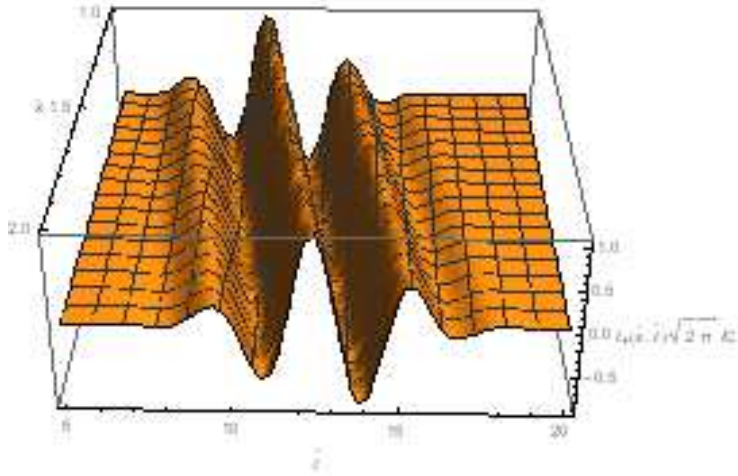


Figure 2: Same as in Figure 1 but with bigger dispersion

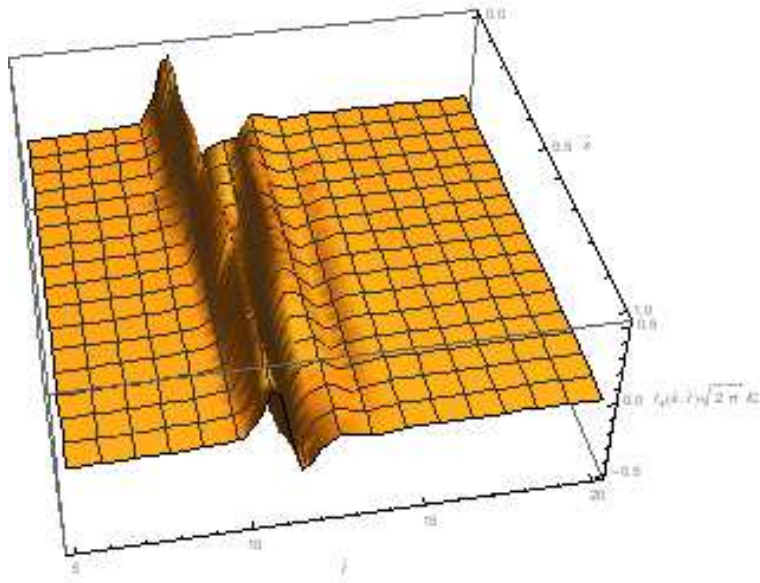


Figure 3: Wave packet propagation inside the spacer with dispersion as in Figure 1

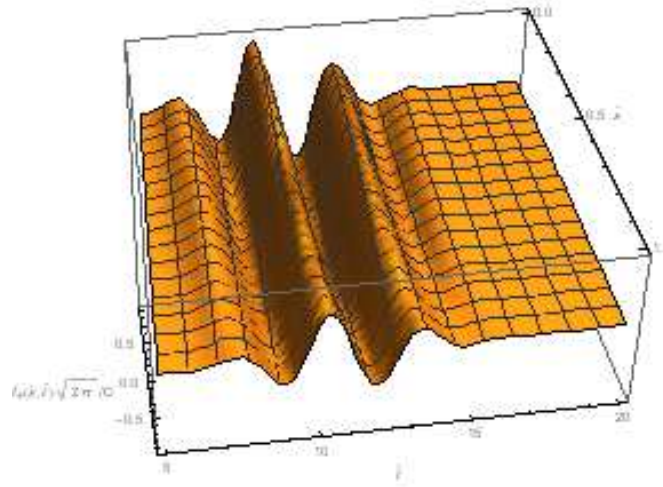


Figure 4: Wave packet propagation through the spacer with dispersion as in Figure 2

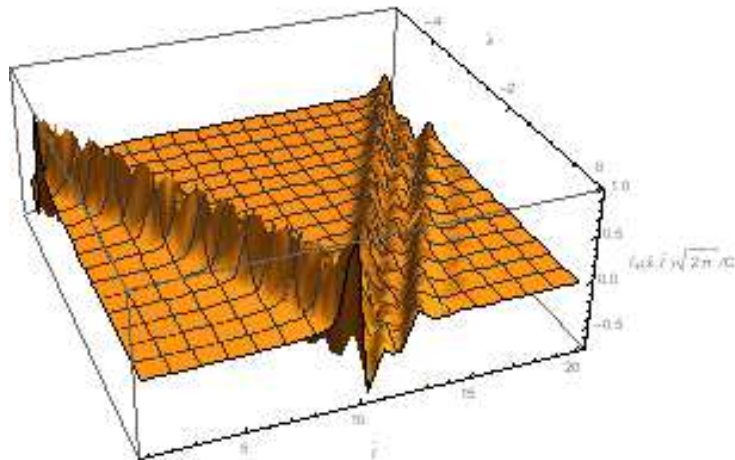


Figure 5: Space-time situation before the spacer for small wave packet dispersion

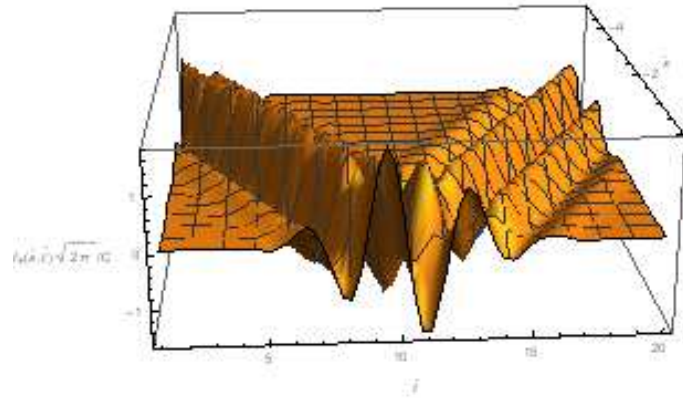


Figure 6: The same as in Figure 5 but with increased dispersion

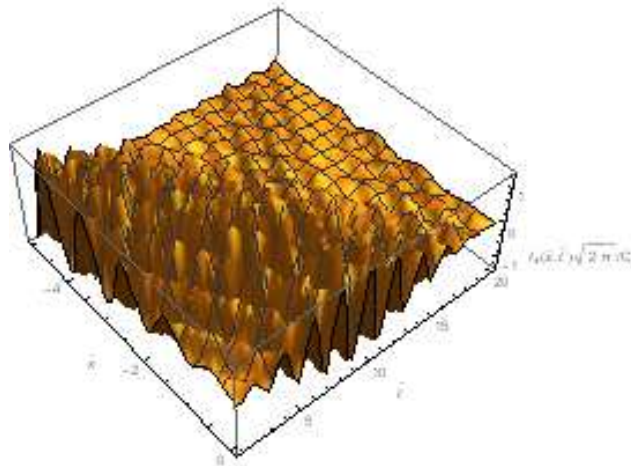


Figure 7: Space-time picture before the spacer when the contribution of the reflected wave is small

leading to propagation through and reflection from interfaces are described as scatterings by the corresponding interface localized effective potentials. The obtained propagator gives the exact solution for the considered wave equation in the layered system for any initial value. The specific solution for the initial Gaussian wave packet is obtained and analyzed. The general solution shows the contribution of both the forward- and backward-moving components of the initial wave packet. The contribution of the backward-moving components and different frequencies to the solution is defined by the factor related to the dispersion of the initial wave packet. The obtained solution allows for numerical visualization of the processes of transmission through and reflection from the threelayer in time, which is performed for the simple case of the symmetric three-layer and perpendicular-to-interfaces direction of the incoming wave packet.

References

- [1] A. Gonis and W. Butler, *Multiple Scattering in Solids*, Springer, New York, Berlin, Geidelberg (2000).
- [2] M. N. Baibich, J. M. Broto, A. Fert, F. Nguyen Van Dau, F. Petroff, P. Etienne, G. Creuzet, A. Friederich, and J. Chazelas, *Phys. Rev. Lett.*, **61**,2472-2475 (1988).
- [3] R. Julliere, *Phys. Lett., A* **54**, 225-226 (1975).
- [4] P. LeClair, J. S. Moodera, and R. Meservay, *J. Appl. Phys.*, **76**, 6546 (1994).
- [5] Casimir, H. B. G. (1948). *On the attraction between two perfectly conducting plates*, Proceedings of the Koninklijke Nederlandse Akademie van Wetenschappen. B51: 793–795.
- [6] K. A. Milton and J. Wagner: *J. Phys. A: Math. Theor.* V. 41, 155402 (2008).
- [7] V. F. Los and A. V. Los, *J. Phys. A: Math. Theor.* **43**, 055304 (2010).
- [8] V. F. Los and A. V. Los, *J. Phys. A: Math. Theor.* **44**, 215301 (2011).
- [9] V. F. Los and M. V. Los, *J. Phys. A: Math. Theor.*, **45**, 095302 (2012).
- [10] V. F. Los and N. V. Los, *Theoretical and Mathematical Physics*, **177**(3), 1706-1721 (2013).
- [11] V. F. Los and A. V. Los, *Phys. Rev., B* **77**, 024410 (2008).
- [12] A. Anderson, *American Journal of Physics*, **57**, 230-235 (1989).
- [13] E. N. Economou, *Green's Functions in Quantum Physics*, Springer, Berlin, Geidelberg, New York (1979).