

Symmetric Numerical Integration Techniques for Singular Integrals in the Method-of-Moments Implementation of the Electric-Field Integral Equation

Brian A. Freno^a, William A. Johnson^a, Brian F. Zinser^a, Donald R. Wilton^b, Francesca Vipiana^c, Salvatore Campione^a

^a*Sandia National Laboratories, Albuquerque, NM 87185*

^b*University of Houston, Houston, TX 77204*

^c*Politecnico di Torino, 10129 Torino, Italy*

Abstract

In this paper, we present two approaches for designing geometrically symmetric quadrature rules to address the logarithmic singularities arising in the method of moments from the Green's function in integrals over the test domain. These rules exhibit better convergence properties than quadrature rules for polynomials and, in general, lead to better accuracy with a lower number of quadrature points. We demonstrate their effectiveness for several examples encountered in both the scalar and vector potentials of the electric-field integral equation (singular, near-singular, and far interactions) as compared to the commonly employed polynomial scheme and the double Ma–Rokhlin–Wandzura (DMRW) rules, whose sample points are located asymmetrically within triangles.

Keywords: method of moments, singular integrals, geometrically symmetric quadrature rules

1. Introduction

The method of moments (MoM) is a useful technique in computational electromagnetics for solving the electric-field integral equation (EFIE), the magnetic-field integral equation (MFIE), and the combined-field integral equation (CFIE), upon discretizing surfaces using planar or curvilinear mesh elements. Through this approach, four-dimensional integrals are evaluated, which integrate over source and test elements. However, the presence of a Green's function in these equations yields scalar and vector potential terms with singularities (in their higher-order derivatives) when the test and source elements share one or more edges or vertices and near-singularities when they are otherwise close.

Many approaches have been developed to address the singularity and near-singularity for the inner, source-element integral. While, originally, singularity subtraction schemes were proposed [1, 2, 3], more recent approaches use singularity cancellation schemes [4, 5, 6, 7, 8, 9], through which the Jacobian from a variable transformation cancels the (near-)singularity, permitting the use of Gauss–Legendre quadrature rules. More recently, a hybrid scheme that combines these two methods has been proposed [10].

Approaches have also been developed to address the singularity in the outer, test-element integral. In [11], the authors use the outer product of one-dimensional rules from [12], which they map to the triangular test element through a Duffy transformation [13]. In [14], the authors use a series of variable transformations and integration reordering to integrate the four-dimensional integrals. In [15], the authors present an approach for coplanar source and test elements, extended in [16] to general element orientations. In [17], for the CFIE, the authors avoid the singularity in the test-element integral by modifying the integrand. In [18], for the MFIE, the authors use a singularity-extraction method for the test-element integral, which they use in [19] to implement the MFIE in a manner that eliminates some of the restrictions due to the singularity. In [20], the authors use double-exponential quadrature integration schemes. In [21], the authors expand the integrand in a (truncated) power series and analytically integrate term by term. This approach, however, cannot be applied to integrals that do not involve a homogeneous-medium Green's function.

Email address: bafreno@sandia.gov (Brian A. Freno)

In this paper, we derive geometrically symmetric quadrature rules better suited for evaluating the logarithmic singularities in the test integral, and we compare with a standard polynomial scheme [22] and with the asymmetric double Ma–Rokhlin–Wandzura (DMRW) rules [11, 12]. In particular, we present two approaches here: (a) Approach 1, suitable for a moderate number of points, with comparable efficiency to polynomial quadrature rules (leading to about 6 or 7 digits in accuracy), and (b) Approach 2, suitable for a large number of points but less efficient (leading to machine accuracy). Symmetric rules that can efficiently handle singularities are desirable because their mapping to the integration domain is straightforward and points are not heavily concentrated near some vertices. Asymmetric rules, on the other hand, generally employed to integrate singularities, require the determination of vertex mapping, and points may be concentrated nonuniformly at the vertices.

This paper is organized as follows. In Sec. 2, we characterize the singularities in the test-element integrand. In Sec. 3, we use the characterizations from Sec. 2 to construct appropriate geometrically symmetric quadrature rules. In Sec. 4, we demonstrate the effectiveness of these rules and compare them to a standard polynomial scheme and the DMRW rules. In Sec. 5, we provide concluding remarks.

2. Logarithmic Singularities in the MoM Test Integrand for the EFIE

Singularities will appear in the source potential when it becomes the integrand of a test integral. Under the $e^{j\omega t}$ time-harmonic convention, the singular integrals for the EFIE that occur when using the MoM take the forms

$$I_s = \int_{A_{\mathcal{T}}} \nabla \cdot \mathbf{\Lambda}_{\mathcal{T}}^j(\mathbf{x}_{\mathcal{T}}) \int_{A_{\mathcal{S}}} \frac{e^{-jkR(\mathbf{x}_{\mathcal{S}}, \mathbf{x}_{\mathcal{T}})}}{R(\mathbf{x}_{\mathcal{S}}, \mathbf{x}_{\mathcal{T}})} \nabla \cdot \mathbf{\Lambda}_{\mathcal{S}}^i(\mathbf{x}_{\mathcal{S}}) dA_{\mathcal{S}} dA_{\mathcal{T}} \quad (1)$$

and

$$I_v = \int_{A_{\mathcal{T}}} \mathbf{\Lambda}_{\mathcal{T}}^j(\mathbf{x}_{\mathcal{T}}) \cdot \int_{A_{\mathcal{S}}} \frac{e^{-jkR(\mathbf{x}_{\mathcal{S}}, \mathbf{x}_{\mathcal{T}})}}{R(\mathbf{x}_{\mathcal{S}}, \mathbf{x}_{\mathcal{T}})} \mathbf{\Lambda}_{\mathcal{S}}^i(\mathbf{x}_{\mathcal{S}}) dA_{\mathcal{S}} dA_{\mathcal{T}}, \quad (2)$$

where I_s in (1) appears in the electric scalar potential and I_v in (2) appears in the electric vector potential. $\mathbf{x}_{\mathcal{S}}$ and $\mathbf{x}_{\mathcal{T}}$ are the source and test points, respectively; $A_{\mathcal{S}}$ and $A_{\mathcal{T}}$ are the source and test elements surfaces, respectively; $R(\mathbf{x}_{\mathcal{S}}, \mathbf{x}_{\mathcal{T}}) = \|\mathbf{x}_{\mathcal{S}} - \mathbf{x}_{\mathcal{T}}\|_2$, $\mathbf{\Lambda}_{\mathcal{T}}^j$ is the test basis function associated with edge j ; and $\mathbf{\Lambda}_{\mathcal{S}}^i$ is the source basis function associated with edge i . In (1) and (2), $k = k_0 \sqrt{\epsilon_r \mu_r}$, where $k_0 = 2\pi/\lambda$ is the free-space wavenumber, λ is the wavelength, and ϵ_r and μ_r are the relative permittivity and permeability of the medium, respectively.

When $\mathbf{\Lambda}_{\mathcal{T}}^j$ and $\mathbf{\Lambda}_{\mathcal{S}}^i$ are linear, as in the Rao–Wilton–Glisson (RWG) basis functions [3], $\nabla \cdot \mathbf{\Lambda}_{\mathcal{T}}^j(\mathbf{x}_{\mathcal{T}})$ and $\nabla \cdot \mathbf{\Lambda}_{\mathcal{S}}^i(\mathbf{x}_{\mathcal{S}})$ are constants, such that (1) becomes

$$I_s = C_1 \int_{A_{\mathcal{T}}} \int_{A_{\mathcal{S}}} \frac{e^{-jkR(\mathbf{x}_{\mathcal{S}}, \mathbf{x}_{\mathcal{T}})}}{R(\mathbf{x}_{\mathcal{S}}, \mathbf{x}_{\mathcal{T}})} dA_{\mathcal{S}} dA_{\mathcal{T}}. \quad (3)$$

Upon performing a Taylor-series expansion of the exponential factor about R , the test integrand in (3) can be expressed as

$$f(\mathbf{x}_{\mathcal{T}}) = \sum_{p=0}^{\infty} \frac{(-jk)^p}{p!} \int_{A_{\mathcal{S}}} R(\mathbf{x}_{\mathcal{S}}, \mathbf{x}_{\mathcal{T}})^{p-1} dA_{\mathcal{S}}. \quad (4)$$

Even p terms in (4), which raise R to odd powers, yield terms with unbounded derivatives near the boundaries of $A_{\mathcal{S}}$. Odd p terms in (4) yield even powers of R , which remain smooth and integrable.

In (2), when $\mathbf{\Lambda}_{\mathcal{T}}^j$ and $\mathbf{\Lambda}_{\mathcal{S}}^i$ are unnormalized RWG basis functions [3], $\mathbf{\Lambda}_{\mathcal{T}}^j(\mathbf{x}_{\mathcal{T}}) = \mathbf{x}_{\mathcal{T}} - \mathbf{x}_j$ and $\mathbf{\Lambda}_{\mathcal{S}}^i(\mathbf{x}_{\mathcal{S}}) = \mathbf{x}_{\mathcal{S}} - \mathbf{x}_i$, where \mathbf{x}_j is the vertex of the test element opposite edge j and \mathbf{x}_i is the vertex of the source element opposite edge i , then

$$\mathbf{\Lambda}_{\mathcal{T}}^j \cdot \mathbf{\Lambda}_{\mathcal{S}}^i = (\mathbf{x}_{\mathcal{T}} - \mathbf{x}_j) \cdot (\mathbf{x}_{\mathcal{S}} - \mathbf{x}_i) = \left(\tilde{\mathbf{x}} + \frac{\mathbf{x}_{\mathcal{T}} - \mathbf{x}_{\mathcal{S}}}{2} - \mathbf{x}_j \right) \cdot \left(\tilde{\mathbf{x}} - \frac{\mathbf{x}_{\mathcal{T}} - \mathbf{x}_{\mathcal{S}}}{2} - \mathbf{x}_i \right) = D_0 + D_1 R + D_2 R^2, \quad (5)$$

where

$$D_0(\mathbf{x}_S, \mathbf{x}_T) = \|\tilde{\mathbf{x}}\|_2^2 - (\mathbf{x}_i + \mathbf{x}_j) \cdot \tilde{\mathbf{x}} + \mathbf{x}_i \cdot \mathbf{x}_j, \quad (6)$$

$$D_1(\mathbf{x}_S, \mathbf{x}_T) = \frac{\|\mathbf{x}_j - \mathbf{x}_i\|_2}{2} \cos \phi, \quad (7)$$

$$D_2 = -1/4, \quad (8)$$

$\tilde{\mathbf{x}}(\mathbf{x}_S, \mathbf{x}_T) = (\mathbf{x}_S + \mathbf{x}_T)/2$, and $\phi(\mathbf{x}_S, \mathbf{x}_T)$ is the angle between $(\mathbf{x}_T - \mathbf{x}_S)$ and $(\mathbf{x}_j - \mathbf{x}_i)$. Using (5), (2) becomes

$$\begin{aligned} I_v = & \int_{A_T} \int_{A_S} D_0(\mathbf{x}_S, \mathbf{x}_T) \frac{e^{-jkR(\mathbf{x}_S, \mathbf{x}_T)}}{R(\mathbf{x}_S, \mathbf{x}_T)} dA_S dA_T + \int_{A_T} \int_{A_S} D_1(\mathbf{x}_S, \mathbf{x}_T) e^{-jkR(\mathbf{x}_S, \mathbf{x}_T)} dA_S dA_T \\ & + D_2 \int_{A_T} \int_{A_S} e^{-jkR(\mathbf{x}_S, \mathbf{x}_T)} R(\mathbf{x}_S, \mathbf{x}_T) dA_S dA_T. \end{aligned} \quad (9)$$

Performing a Taylor series expansion of the exponential factor in (9) leads to integer powers of R . Once more, odd powers of R yield singularities, whereas even powers remain smooth and integrable.

We describe the singularities arising from the odd powers of R in

$$\int_{A_S} R(\mathbf{x}_S, \mathbf{x}_T)^q dA_S, \quad \text{for } q = -1, 0, 1, \dots \quad (10)$$

for two cases: (1) when A_S and A_T are coplanar ($\theta = 0^\circ$ or $\theta = 180^\circ$ and $\Delta z = 0$ in Fig. 1) and (2) when A_S and A_T are perpendicular and share an edge ($\theta = \pm 90^\circ$ and $\Delta y = \Delta z = 0$ in Fig. 1). Note that, although (10) is useful to understand and discuss singularities, integrations will not be carried out using (10); rather, the more general integrals in (1) and (2) will be used in later sections. Though the primary focus of this paper is on triangular elements, for simplicity, we use here rectangular domains to describe the singularities so that the equations are more tractable. However, we have also investigated these cases for the triangular elements and, though the expressions are more complicated, they retain the same singularities as the rectangular elements shown below.

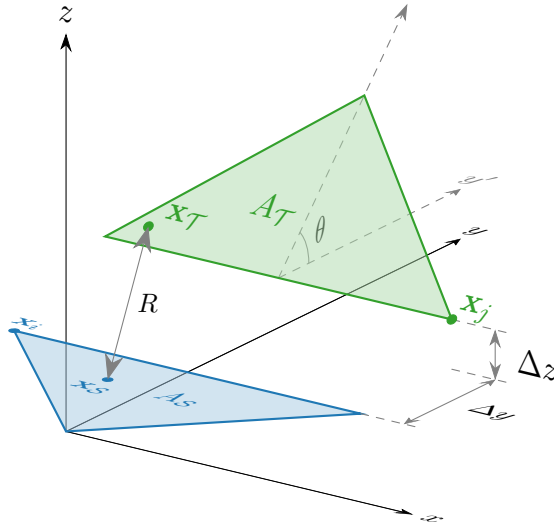


Figure 1: Relative positions of A_S and A_T . The y' -axis is on the $x = 0$ plane, parallel to the y -axis, offset by Δz .

2.1. Coplanar Domains

In this subsection, we analyze the kind of singularities exhibited for coplanar domains. We demonstrate this behavior by letting A_S be the rectangle $x_S \in [a, b] \times y_S \in [c, d]$ and A_T be coplanar with A_S . For $q = -1$

in (10), $\int_{A_S} R(\mathbf{x}_S, \mathbf{x}_T)^{-1} dA_S$ is

$$\int_c^d \int_a^b \frac{1}{\sqrt{(x_T - x_S)^2 + (y_T - y_S)^2}} dx_S dy_S = \sum_{i=1}^4 \left\{ \alpha_i \ln \left[\beta_i + \sqrt{\alpha_i^2 + \beta_i^2} \right] - \alpha_i \ln \left[\gamma_i + \sqrt{\alpha_i^2 + \gamma_i^2} \right] \right\}, \quad (11)$$

where

$$\alpha = \{y_T - c, y_T - d, x_T - a, x_T - b\}, \quad (12)$$

$$\beta = \{x_T - a, x_T - b, y_T - c, y_T - d\}, \quad (13)$$

$$\gamma = \{x_T - b, x_T - a, y_T - d, y_T - c\}. \quad (14)$$

In (11), each pair of terms in the summation yields singularities in derivatives with respect to the test coordinates along $\alpha_i = 0$. The vertices have the following singularities: as $\beta_i \rightarrow 0$, $\alpha_i \ln \left[\beta_i + \sqrt{\alpha_i^2 + \beta_i^2} \right]$ becomes $\alpha_i \ln |\alpha_i|$, and as $\gamma_i \rightarrow 0$, $\alpha_i \ln \left[\gamma_i + \sqrt{\alpha_i^2 + \gamma_i^2} \right]$ becomes $\alpha_i \ln |\alpha_i|$. Additionally, the pair of terms can be written as $\alpha_i \ln \left[\frac{\beta_i + \sqrt{\alpha_i^2 + \beta_i^2}}{\gamma_i + \sqrt{\alpha_i^2 + \gamma_i^2}} \right]$. On an edge of the rectangle, β_i and γ_i have opposite signs and, as $\alpha_i \rightarrow 0$, the argument of the logarithm is dominated by $-\frac{4\beta_i\gamma_i}{\alpha_i^2}$ or $-\frac{\alpha_i^2}{4\beta_i\gamma_i}$, depending on whether $\beta_i > \gamma_i$ or $\beta_i < \gamma_i$. This yields a term containing $\alpha_i \ln |\alpha_i|$, indicating the edge has a singularity as well. Along the edge of the rectangle, a series expansion of (11) as $\alpha_i \rightarrow 0$ yields the following terms:

$$1, \alpha_i, \alpha_i \ln |\alpha_i|, \alpha_i^2, \alpha_i^3, \alpha_i^4, \alpha_i^5, \dots \quad (15)$$

For $q = 1$ in (10), $\int_{A_S} R(\mathbf{x}_S, \mathbf{x}_T) dA_S$ yields additional terms, however, similar analysis yields similar observations. The terms

$$\alpha_i^3 \ln \left[\beta_i + \sqrt{\alpha_i^2 + \beta_i^2} \right], \quad \alpha_i^3 \ln \left[\gamma_i + \sqrt{\alpha_i^2 + \gamma_i^2} \right] \quad (16)$$

yield singularities of the form $\alpha_i^3 \ln |\alpha_i|$ along the edges and vertices and, along the edge, a series expansion of $\int_{A_S} R(\mathbf{x}_S, \mathbf{x}_T) dA_S$ as $\alpha_i \rightarrow 0$ yields the following terms:

$$1, \alpha_i, \alpha_i^2, \alpha_i^3, \alpha_i^3 \ln |\alpha_i|, \alpha_i^4, \alpha_i^5, \dots \quad (17)$$

The trend continues for odd powers of R , with one-dimensional characterizations $\alpha_i^{q+2} \ln |\alpha_i|$ and 2D characterizations

$$\alpha_i^{q+2} \ln \left[\beta_i + \sqrt{\alpha_i^2 + \beta_i^2} \right], \quad \alpha_i^{q+2} \ln \left[\gamma_i + \sqrt{\alpha_i^2 + \gamma_i^2} \right]. \quad (18)$$

For even powers of R , the test integrand consists of a linear combination of monomials $x_T^s y_T^t$, where $0 \leq s \leq q$, $0 \leq t \leq q$, and $0 \leq s + t \leq q$.

These derivations indicate that, when $A_T = A_S$, the entire boundary of A_T has singularities. When A_T and A_S are co-planar and share an edge, the shared edge and its vertices have singularities. The numerical procedure here developed is applicable to both self and touching elements.

2.2. Perpendicular Domains

In this subsection, we analyze the kind of singularities exhibited in perpendicular domains. We demonstrate this behavior by letting A_S be the rectangle $y_S \in [c, d] \times z_S \in [0, a]$ on the $x = 0$ plane and A_T be the rectangle $x_T \in [0, b] \times y_T \in [c, d]$ on the $z = 0$ plane (note the shared edge is along the y -axis, where $x_T = 0$ and $z_S = 0$). For $q = -1$ in (10), $\int_{A_S} R(\mathbf{x}_S, \mathbf{x}_T)^{-1} dA_S$ is

$$\int_0^a \int_c^d \frac{1}{\sqrt{x_T^2 + (y_T - y_S)^2 + z_S^2}} dy_S dz_S =$$

$$\begin{aligned}
& + x_{\mathcal{T}} \arctan \frac{a(c - y_{\mathcal{T}})}{x_{\mathcal{T}} \sqrt{x_{\mathcal{T}}^2 + a^2 + (c - y_{\mathcal{T}})^2}} + x_{\mathcal{T}} \arctan \frac{a(y_{\mathcal{T}} - d)}{x_{\mathcal{T}} \sqrt{x_{\mathcal{T}}^2 + a^2 + (y_{\mathcal{T}} - d)^2}} \\
& + \frac{c - y_{\mathcal{T}}}{2} \ln [x_{\mathcal{T}}^2 + (c - y_{\mathcal{T}})^2] + \frac{y_{\mathcal{T}} - d}{2} \ln [x_{\mathcal{T}}^2 + (y_{\mathcal{T}} - d)^2] \\
& - (c - y_{\mathcal{T}}) \ln \left[a + \sqrt{x_{\mathcal{T}}^2 + a^2 + (c - y_{\mathcal{T}})^2} \right] - (y_{\mathcal{T}} - d) \ln \left[a + \sqrt{x_{\mathcal{T}}^2 + a^2 + (y_{\mathcal{T}} - d)^2} \right] \\
& - a \ln \left[c - y_{\mathcal{T}} + \sqrt{x_{\mathcal{T}}^2 + a^2 + (c - y_{\mathcal{T}})^2} \right] + a \ln \left[d - y_{\mathcal{T}} + \sqrt{x_{\mathcal{T}}^2 + a^2 + (y_{\mathcal{T}} - d)^2} \right]. \tag{19}
\end{aligned}$$

In (19), there are unbounded derivatives at the shared vertices $(0, c, 0)$ and $(0, d, 0)$ that respectively arise from $\frac{c - y_{\mathcal{T}}}{2} \ln [x_{\mathcal{T}}^2 + (c - y_{\mathcal{T}})^2]$ and $\frac{y_{\mathcal{T}} - d}{2} \ln [x_{\mathcal{T}}^2 + (y_{\mathcal{T}} - d)^2]$. As $x_{\mathcal{T}} \rightarrow 0$, these become $\alpha_i \ln |\alpha_i|$, where $\alpha = \{c - y_{\mathcal{T}}, y_{\mathcal{T}} - d\}$. A series expansion of $\int_{A_S} R(\mathbf{x}_S, \mathbf{x}_{\mathcal{T}})^{-1} dA_S$ from the interior of $A_{\mathcal{T}}$ to a shared vertex yields the following terms:

$$1, \alpha_i, \alpha_i \ln |\alpha_i|, \alpha_i^2, \alpha_i^3, \alpha_i^4, \alpha_i^5, \dots \tag{20}$$

As with the coplanar case in Sec. 2.1, for even powers of R , the test integrand consists of a linear combination of monomials $x_{\mathcal{T}}^s y_{\mathcal{T}}^t$, where $0 \leq s \leq q$, $0 \leq t \leq q$, and $0 \leq s + t \leq q$.

For $q = 1$ in (10), $\int_{A_S} R(\mathbf{x}_S, \mathbf{x}_{\mathcal{T}}) dA_S$ yields additional terms, however, similar analysis yields similar observations. The terms

$$\frac{(3x_{\mathcal{T}}^2 + (c - y_{\mathcal{T}})^2)(c - y_{\mathcal{T}})}{12} \ln [x_{\mathcal{T}}^2 + (c - y_{\mathcal{T}})^2], \tag{21}$$

$$\frac{(3x_{\mathcal{T}}^2 + (y_{\mathcal{T}} - d)^2)(y_{\mathcal{T}} - d)}{12} \ln [x_{\mathcal{T}}^2 + (y_{\mathcal{T}} - d)^2] \tag{22}$$

yield singularities of the form $\alpha_i^3 \ln |\alpha_i|$ as $x_{\mathcal{T}} \rightarrow 0$.

A series expansion of $\int_{A_S} R(\mathbf{x}_S, \mathbf{x}_{\mathcal{T}}) dA_S$ from the interior of $A_{\mathcal{T}}$ to a shared vertex yields the following terms:

$$1, \alpha_i, \alpha_i^2, \alpha_i^3, \alpha_i^3 \ln |\alpha_i|, \alpha_i^4, \alpha_i^5, \dots \tag{23}$$

The trend continues for the odd powers of R , with one-dimensional characterizations $\alpha_i^{q+2} \ln |\alpha_i|$. These derivations indicate that, when A_S and $A_{\mathcal{T}}$ are perpendicular with a shared edge, the shared vertices have singularities.

3. Geometrically Symmetric Quadrature Rules for Logarithmic Singularities

Due to the edge and vertex singularities described in Sec. 2, quadrature rules for polynomials are not well suited for integrating the test integrand. Therefore, we construct two types of symmetric quadrature rules for triangles, using Approaches 1 and 2 of [23].

For Approach 1, which provides sufficient accuracy with the least number of quadrature points, we construct a two-dimensional function sequence that consists of polynomials and the two-dimensional characterizations from Sec. 2.1:

$$\begin{aligned}
& 1, x, x \ln(y - 1 + \sqrt{x^2 + (y - 1)^2}), x \ln(y + \sqrt{x^2 + y^2}), x^2, xy, x^3, x^2y, x^3 \ln(y - 1 + \sqrt{x^2 + (y - 1)^2}), \\
& x^3 \ln(y + \sqrt{x^2 + y^2}), x^4, x^3y, x^2y^2, x^5, x^4y, x^3y^2, x^5 \ln(y - 1 + \sqrt{x^2 + (y - 1)^2}), x^5 \ln(y + \sqrt{x^2 + y^2}), \\
& x^6, x^5y, x^4y^2, x^3y^3, x^7, x^6y, x^5y^2, x^4y^3, x^7 \ln(y - 1 + \sqrt{x^2 + (y - 1)^2}), x^7 \ln(y + \sqrt{x^2 + y^2}), \\
& x^8, x^7y, x^6y^2, x^5y^3, x^4y^4, x^9, x^8y, x^7y^2, x^6y^3, x^5y^4, x^9 \ln(y - 1 + \sqrt{x^2 + (y - 1)^2}), x^9 \ln(y + \sqrt{x^2 + y^2}), \\
& x^{10}, x^9y, x^8y^2, x^7y^3, x^6y^4, x^5y^5, \dots \tag{24}
\end{aligned}$$

The points and weights that integrate the function sequence (24) are obtained by solving a multidimensional unconstrained optimization problem, as described in [23]. For each of these functions, we map $x \rightarrow \alpha$ and

$y \rightarrow \beta$, where α and β are the barycentric coordinates of a triangle (see Appendix Appendix A). Because the rules are geometrically symmetric, these quadrature rules are able to account for the singularities at each edge and vertex. In this paper, we consider only the two-dimensional characterizations from Sec. 2.1 because these are more severe than those in Sec. 2.2. The points and weights are listed in Appendix Appendix A, together with a pictorial representation of the proposed approach.

For Approach 2, which provides monotonic improvement in accuracy as the number of quadrature points is increased, we construct a one-dimensional function sequence

$$1, x, x \ln x, x^2, x^3, x^3 \ln x, x^4, x^5, x^5 \ln x, x^6, \dots, \quad (25)$$

which applies to the singularities in both Sec. 2.1 and 2.2.

The one-dimensional points and weights are listed in Appendix Appendix B, for $x \in [0, 1]$, together with a pictorial representation of the proposed approach.

Letting $x' = 1 - x$, Approach 2 can be directly applied to quadrilateral elements by taking the outer product of the one-dimensional rules that exactly integrate

$$1, x, x \ln x, x' \ln x', x^2, x^3, x^3 \ln x, x'^3 \ln x', x^4, x^5, x^5 \ln x, x'^5 \ln x', x^6, \dots \quad (26)$$

Although, in this context, we use quadrature rules for logarithmic functions per the singularities observed in Sec. 2, Approaches 1 and 2 are well suited to work with the logarithmic singularity in (24) and (25) replaced by other integrable singular functions.

4. Numerical Experiments for Singular, Near-Singular, and Far interactions

To assess the effectiveness of the quadrature rules described in Sec. 3, we consider multiple configurations for A_S and A_T . For A_S , we consider the triangular element with vertices (0 m, 0 m), (1/20 m, 1/20 m), and (-1/20 m, 1/20 m), and we use a triangular element with the same shape for A_T . We parameterize these configurations by defining an angle θ between the planes of A_S and A_T . Additionally, we consider displacements Δy and Δz . These parameters are depicted in Fig. 1, and are listed in Table 1 for the cases considered in this paper, with $\delta_y = (6\sqrt{2} - 1)/60$ m and $\delta_z = 1/2000$ m.

Case	θ	Δy	Δz	Interaction	Potential
1	0°	0	0	Singular	Scalar
2	45°	0	0	Singular	Scalar
3	90°	0	0	Singular	Scalar
4	180°	0	0	Singular	Scalar
5	180°	0	δ_z	Near-singular	Scalar
6	0°	δ_y	0	Far	Scalar
7	90°	0	0	Singular	Vector
8	180°	0	0	Singular	Vector

Table 1: Parameters describing the configurations of A_S and A_T to analyze singular, near-singular, and far interactions for scalar and vector potentials. Note that Cases 4 and 8 are cases where the source and test triangles coincide.

We consider the integrals for a free-space medium

$$I_{s,c} = \int_{A_T} \int_{A_S} \frac{\cos(2\pi R)}{R} dA_S dA_T, \quad (27)$$

$$I_{s,s} = \int_{A_T} \int_{A_S} \frac{\sin(2\pi R)}{R} dA_S dA_T, \quad (28)$$

$$I_{v,c} = \int_{A_T} (\mathbf{x}_T - \mathbf{x}_j) \cdot \int_{A_S} \frac{\cos(2\pi R)}{R} (\mathbf{x}_S - \mathbf{x}_i) dA_S dA_T, \quad (29)$$

$$I_{v,s} = \int_{A_T} (\mathbf{x}_T - \mathbf{x}_j) \cdot \int_{A_S} \frac{\sin(2\pi R)}{R} (\mathbf{x}_S - \mathbf{x}_i) dA_S dA_T, \quad (30)$$

where $\mathbf{x}_j = (1/20 \text{ m}, 1/20 \text{ m})$ and $\mathbf{x}_i = (-1/20 \text{ m}, 1/20 \text{ m})$. When $\lambda = 1 \text{ m}$, (27) and (28) respectively correspond to the even- and odd-term components of (3), and (29) and (30) respectively correspond to the even- and odd-term components of (9). Additionally the maximum edge lengths of A_S and A_T are $1/10 \lambda$.

The integrals $I_{s,c}$ and $I_{v,c}$ can be (nearly-)singular, depending on the distance between A_S and A_T . On the other hand, $I_{s,s}$ and $I_{v,s}$ are nonsingular. Cases 1–4 and 7–8 in Table 1, with $\Delta y = \Delta z = 0$, are singular, and Case 5, with $\Delta z = \delta_z$, is nearly singular. In Case 6, $\Delta y = \delta_y$ is large enough that the integrands of $I_{s,c}$ and $I_{v,c}$ are smooth.

We compute reference solutions using Mathematica [24] with 34 digits of working precision and precision and accuracy goals of 17 digits. To compute $I_{s,c}$ and $I_{v,c}$, we use the radial–angular transformation presented in [6]. To verify the implementation of the radial–angular transformation, we compute $I_{s,s}$ and $I_{v,s}$, which are nonsingular, with and without the transformation to confirm both reference solutions are the same. The amount of time required to compute each reference solution $I_{s,c}$ and $I_{v,c}$ is hours, compared to the fraction of a second required for the quadrature integration.

To perform the quadrature integration, which we denote by \tilde{I} , we use polynomial and polynomial-root Gauss–Legendre rules with the radial–angular transformation [6] for the integral over A_S . For the one-dimensional polynomial rules, we use 100 points and, for the one-dimensional polynomial-root rules, we use 9 points. For the integral over A_T , we use two-dimensional polynomial rules [25, 22, 26, 27], the DMRW rules [11, 12], and the rules from Approaches 1 and 2 from Sec. 3. Because the DMRW rules are asymmetric, the points are concentrated at one of the vertices; therefore, there are three possibilities. In these results, we compare the average error of these three DMRW choices.

Fig. 2 shows the relative errors $\varepsilon = |(\tilde{I} - I)/I|$ for $I_{s,s}$ for Case 1, with $\theta = 0^\circ$, $\Delta y = 0$, and $\Delta z = 0$. Because $I_{s,s}$ is not singular, the polynomial rules perform the most efficiently; however, Approach 1 achieves similar efficiency. The averaged DMRW rules are the least efficient. This trend also occurs for the other values of θ ; therefore, we omit those plots. Furthermore, $I_{v,s}$ is also smooth and nonsingular, and shows similar properties to $I_{s,s}$.

Fig. 3 shows the relative errors for Cases 1–4, with $I_{s,c}$ for $\Delta y = 0$ and $\Delta z = 0$. For the coplanar cases ($\theta = 0^\circ$ in Fig. 3a) and ($\theta = 180^\circ$ in Fig. 3d), both approaches generally outperform the polynomial quadrature rules and the averaged DMRW rules, and Approach 1 often outperforms the polynomial quadrature rules by orders of magnitude. In Fig. 3d, for example, Approach 1 outperforms the polynomial rules by at least two orders of magnitude for $n_T = 27$. For the noncoplanar cases ($\theta = 45^\circ$ in Fig. 3b) and ($\theta = 90^\circ$ in Fig. 3c), both approaches often outperform the polynomial quadrature rules and the averaged DMRW rules. Approach 1, though designed for coplanar elements, generally outperforms the polynomial rules and the averaged DMRW rules. Approach 2, though less efficient for small n_T , yields a monotonically decreasing relative error as the number of quadrature points is increased. We believe that the singularities derived for the two special cases in Sec. 2.1 and 2.2 are more generally applicable, as the good convergence properties observed in Fig. 3 suggest. The techniques shown in [2] and [28] may allow one to derive the singularities

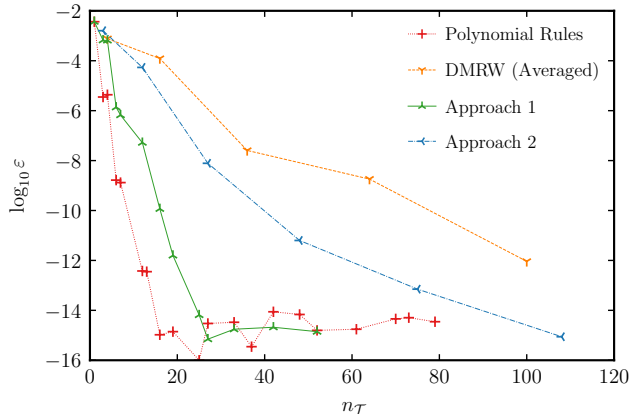


Figure 2: Relative error for $I_{s,s}$, corresponding to Case 1, with $\theta = 0^\circ$, $\Delta y = 0$, and $\Delta z = 0$. Similar convergence properties would be observed for the other cases listed in Table 1.

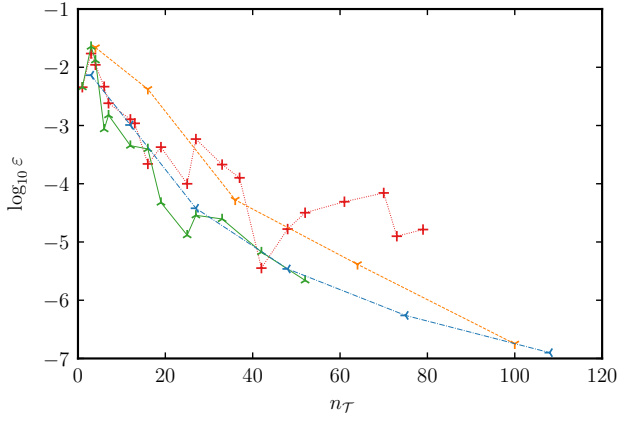
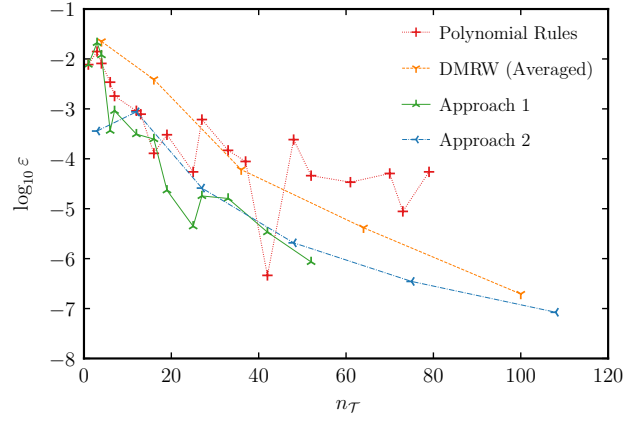
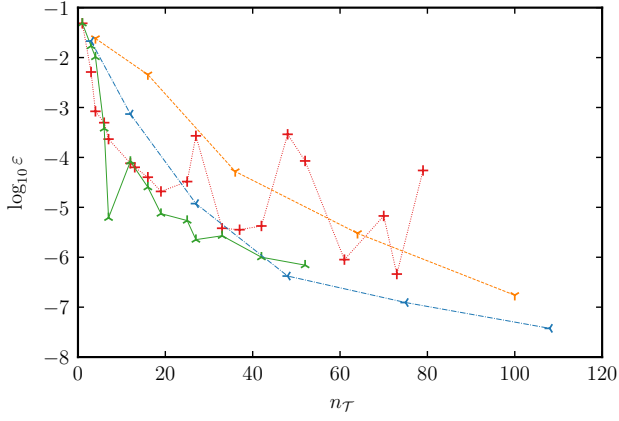
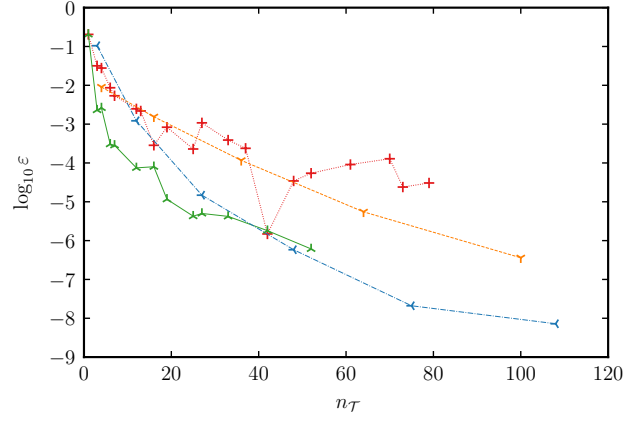
(a) $\theta = 0^\circ$ (b) $\theta = 45^\circ$ (c) $\theta = 90^\circ$ (d) $\theta = 180^\circ$

Figure 3: Relative error for $I_{s,c}$, corresponding to Cases 1–4, with $\Delta y = 0$ and $\Delta z = 0$. Note that $\theta = 135^\circ$ has similar features to $\theta = 45^\circ$; thus, we omit that result.

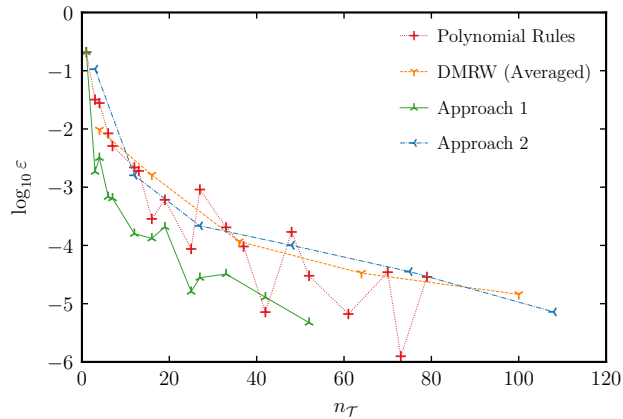


Figure 4: Relative error for $I_{s,c}$, corresponding to Case 5, with $\theta = 180^\circ$, $\Delta y = 0$, and $\Delta z = \delta_z$.

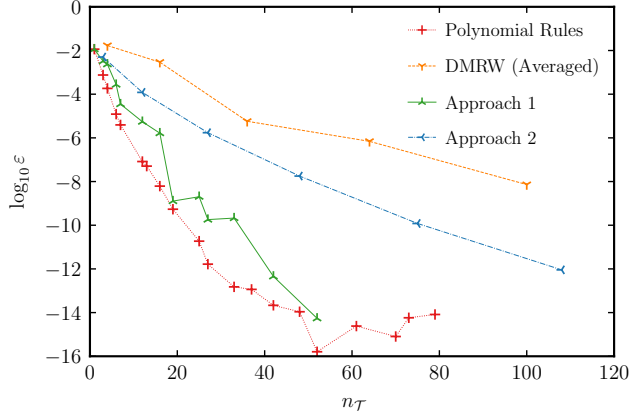


Figure 5: Relative error for $I_{s,c}$, corresponding to Case 6, with $\theta = 0^\circ$, $\Delta y = \delta_y$, and $\Delta z = 0$.

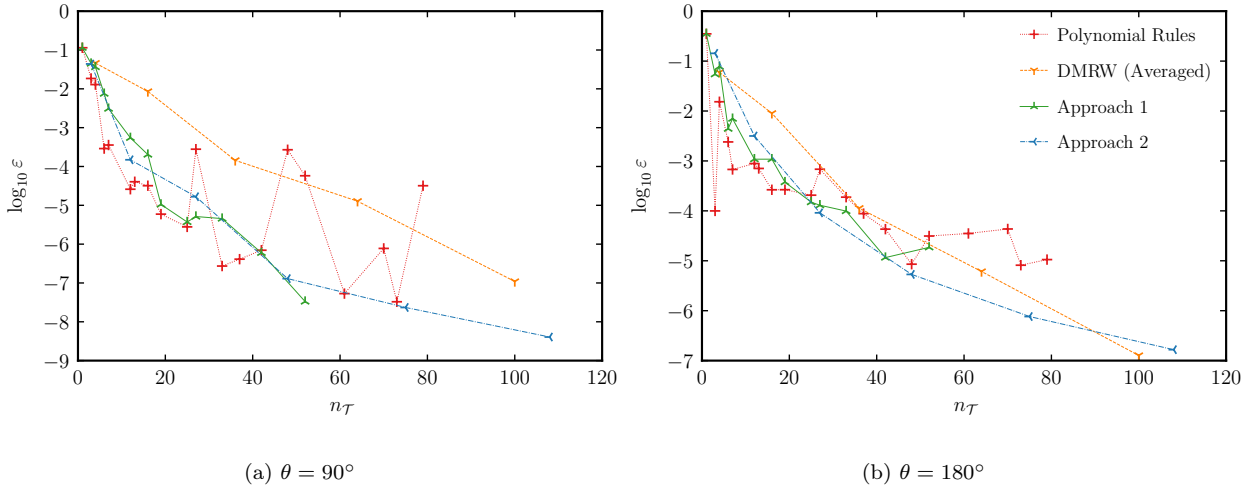


Figure 6: Relative error for $I_{v,c}$, corresponding to Cases 7–8, with $\Delta y = 0$ and $\Delta z = 0$.

for completely general source and test triangle configurations.

Fig. 4 shows the relative errors for $I_{s,c}$ for Case 5, with $\theta = 180^\circ$, $\Delta y = 0$, and $\Delta z = \delta_z$. This case is nearly singular. Approaches 1 and 2 are not designed for this case; nonetheless, Approach 1 often outperforms the polynomial rules and the averaged DMRW rules, and Approach 2 monotonically converges.

Fig. 5 shows the relative errors for $I_{s,c}$ for Case 6 with $\theta = 0^\circ$, $\Delta y = \delta_y$, and $\Delta z = 0$. This case is not singular, but Approach 1 converges nearly as rapidly as the polynomial rules. Approach 2 converges faster than the averaged DMRW rules.

Finally, Fig. 6 shows the relative errors for Cases 7–8, with $I_{v,c}$ for $\Delta y = 0$ and $\Delta z = 0$. For the coplanar case ($\theta = 180^\circ$ in Fig. 6b), both approaches generally outperform the polynomial quadrature rules and the averaged DMRW rules for larger numbers of points. For the noncoplanar case ($\theta = 90^\circ$ in Fig. 6a), Approach 2 and the averaged DMRW rules yield monotonically decreasing relative errors as the number of quadrature points is increased, and Approach 1 fluctuates less than the polynomial quadrature rules.

5. Conclusions

In this paper, we presented two symmetric quadrature rule approaches to address some of the singularities encountered in the method of moments for the EFIE. Our first approach was often able to outperform polynomial rules by several orders of magnitude for singular cases and exhibited similar convergence properties for nonsingular cases. Though not as efficient as Approach 1 for singular integrals or the polynomial rules

for nonsingular integrals, the relative error arising from Approach 2 decreases monotonically with respect to the number of integration points, a feature that is not observed with the polynomial scheme when applied to integrands with logarithmic singularities. Additionally, for large numbers of integration points, the points arising from Approach 2 take less time to compute than those from Approach 1 since they are computed from one-dimensional rules. Generally, Approaches 1 and 2, which have the favorable property of geometric symmetry, outperform the averaged DMRW rules.

Acknowledgments

This paper describes objective technical results and analysis. Any subjective views or opinions that might be expressed in the paper do not necessarily represent the views of the U.S. Department of Energy or the United States Government. Sandia National Laboratories is a multimission laboratory managed and operated by National Technology and Engineering Solutions of Sandia, LLC., a wholly owned subsidiary of Honeywell International, Inc., for the U.S. Department of Energy’s National Nuclear Security Administration under contract DE-NA-0003525.

Appendix A. Quadrature Points and Weights for Approach 1

Table A.1 provides the points and weights for Approach 1, which have been ordered similarly to those in [22] to facilitate comparison. Figure A.1 shows a pictorial representation of Approach 1 for a (1,2,1) rule, illustrating w , α , β , and γ (more details in [23]).

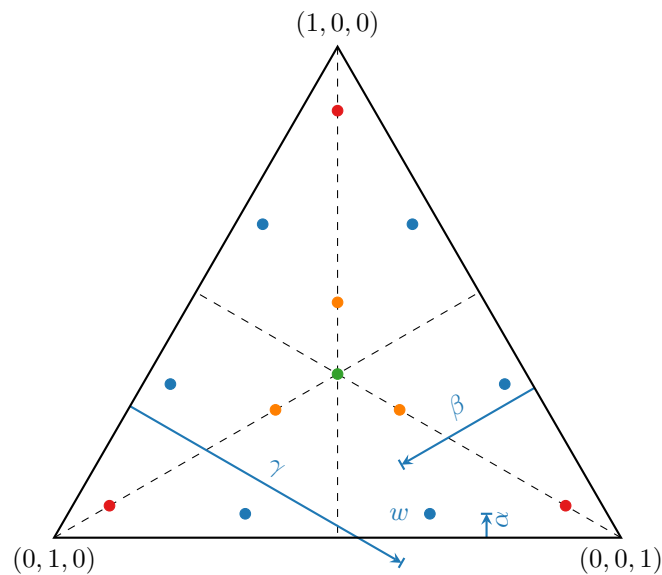


Figure A.1: Pictorial representation of Approach 1 for a (1,2,1) rule. Note each set of colored points is associated with a single orbit and is therefore symmetric.

n	w	α	β	γ
1	1.000000000000000	0.333333333333333	0.333333333333333	0.333333333333333
3	0.333333333333333	0.695378779571022	0.152310610214489	0.152310610214489
4	-0.714433957991885 0.571477985997295	0.333333333333333 0.609421762429183	0.333333333333333 0.195289118785409	0.333333333333333 0.195289118785409
6	0.257014376989061 0.076318956344273	0.097813388052768 0.879676863242546	0.451093305973616 0.060161568378727	0.451093305973616 0.060161568378727
7	0.285195062745114 0.069920501732796 0.168347810685499	0.333333333333333 0.005055144001731 0.751954885659122	0.333333333333333 0.497472427999135 0.124022557170439	0.333333333333333 0.497472427999135 0.124022557170439
12	0.149245346570655 0.069354579325139 0.057366703718770	0.516608648914836 0.841888071019192 0.027954810349577	0.241695675542582 0.079055964490404 0.337219412523235	0.241695675542582 0.079055964490404 0.634825777127188
16	0.118284309157793 0.124676966089597 0.074683120349995 0.007304121966484 0.043620510937330	0.333333333333333 0.097302416356286 0.673868971638020 0.990989752987059 0.021026075771245	0.333333333333333 0.451348791821857 0.163065514180990 0.004505123506470 0.199787336300406	0.333333333333333 0.451348791821857 0.163065514180990 0.004505123506470 0.779186587928348
19	0.101432563802204 0.017018388271078 0.082018035712029 0.084388621611840 0.026463125157577 0.044817153990037	0.333333333333333 0.000125645563818 0.101603006817710 0.602664000744707 0.907319860390893 0.038417534639478	0.333333333333333 0.499937177218091 0.449198496591145 0.198667999627647 0.046340069804553 0.220337640197156	0.333333333333333 0.499937177218091 0.449198496591145 0.198667999627647 0.046340069804553 0.741244825163365
25	0.105091420511953 0.037661425819142 0.042086789369811 0.078786977430742 0.025634091780525 0.004856253108931	0.333333333333333 0.026375407117687 0.817865014875771 0.132651474581117 0.020973903258140 0.000612864423452	0.333333333333333 0.486812296441157 0.091067492562114 0.299355462925693 0.225844604082180 0.048052095134699	0.333333333333333 0.486812296441157 0.091067492562114 0.567993062493189 0.753181492659680 0.951335040441849
27	0.013922250132469 0.057067640806032 0.075852683253245 0.054618615030858 0.017391893221775 0.041665767115182 0.015574358329295	0.001868409018971 0.126286102659602 0.482498683485778 0.721464823901483 0.923513301673739 0.052947102900912 0.015157675671346	0.499065795490515 0.436856948670199 0.258750658257111 0.139267588049258 0.038243349163131 0.309884397819744 0.166657071430478	0.499065795490515 0.436856948670199 0.258750658257111 0.139267588049258 0.038243349163131 0.637168499279344 0.818185252898176
33	0.010658830647119 0.025956997773006 0.065499752081693 0.048946628533910 0.014630278533084 0.027634085586402 0.048368260533086 0.007818076762773	0.000961899381510 0.051276629861635 0.462737337945776 0.744253274521589 0.927767586967484 0.030395375318387 0.327268158517310 0.010598772295753	0.499519050309245 0.474361685069183 0.268631331027112 0.127873362739205 0.036116206516258 0.256349252474986 0.122017720527821 0.129086525733381	0.499519050309245 0.474361685069183 0.268631331027112 0.127873362739205 0.036116206516258 0.713255372206627 0.550714120954869 0.860314701970866
42	0.024915420246230 0.047276822487624 0.059863248782438 0.040170006809921 0.006946885444244 0.008653587757130 0.021475651931304 0.036759184755577 0.011484252241907 0.003034591974085	0.024301132858219 0.137728483927436 0.459456507967625 0.654636150686281 0.801965072360505 0.947249960628273 0.044210014484261 0.079669538941889 0.008862194513821 0.000363031589062	0.487849433570890 0.431135758036282 0.270271746016188 0.172681924656860 0.099017463819748 0.026375019685864 0.140466826963294 0.299092091530278 0.291941058549882 0.112034280606847	0.487849433570890 0.431135758036282 0.270271746016188 0.172681924656860 0.099017463819748 0.026375019685864 0.815323158552444 0.621238369527833 0.699196746936297 0.887602687804090
52	0.035913703327725 0.007684616702762 0.036063012009317 0.028354991546057 0.038915008624662 0.026246895702946 0.014915840667527 0.004420380087181 0.030617247512664 0.019595437900154 0.005257310837977 0.018884511581608 0.008026168942750	0.333333333333333 0.006489122618348 0.190402198316418 0.088553788863145 0.507526417497225 0.697435436357295 0.839778294877712 0.962899004829267 0.114694286356458 0.031771068006969 0.001983209875968 0.046839465739992 0.014762645440057	0.333333333333333 0.496755438690826 0.404798900841791 0.455723105568427 0.246236791251388 0.151282281821353 0.080110852561144 0.018550497585367 0.283573119736518 0.362387192929587 0.248665339750671 0.192752718293175 0.094540889252372	0.333333333333333 0.496755438690826 0.404798900841791 0.455723105568427 0.246236791251388 0.151282281821353 0.080110852561144 0.018550497585367 0.601732593907024 0.605841739063444 0.749351450373361 0.760407815966833 0.890696465307571

Table A.1: Quadrature points and weights for Approach 1.

Appendix B. One-Dimensional Quadrature Points and Weights for Approach 2

Table B.1 provides the one-dimensional points and weights for Approach 2. Figure B.1 shows a pictorial representation of Approach 2 to subdivide a triangle into three quadrilaterals (more details in [23]).

n'	w'	ξ
1	1.000000000000000	0.500000000000000
2	0.416878477229995 0.583121522770005	0.158583759535360 0.744081339598618
3	0.189997117971354 0.460255434822571 0.349747447206075	0.068273669149223 0.408489594837560 0.854955900106044
4	0.100882575161292 0.295788771158858 0.377297249516236 0.226031404163614	0.035428798606880 0.234117483281889 0.587879558540673 0.908595817252184
5	0.057875593510608 0.188381905418622 0.297642254345381 0.296296561222160 0.159803685503229	0.020052668459088 0.140436646107533 0.389571975520278 0.698080385501447 0.936097423233341
6	0.036467705409933 0.125413328436587 0.220348540816832 0.267514284509112 0.232620249111963 0.117635891715573	0.012544980340007 0.090649292816740 0.265388636715017 0.515197424177348 0.772638772660649 0.953295709799319

Table B.1: 1D quadrature points and weights for Approach 2.

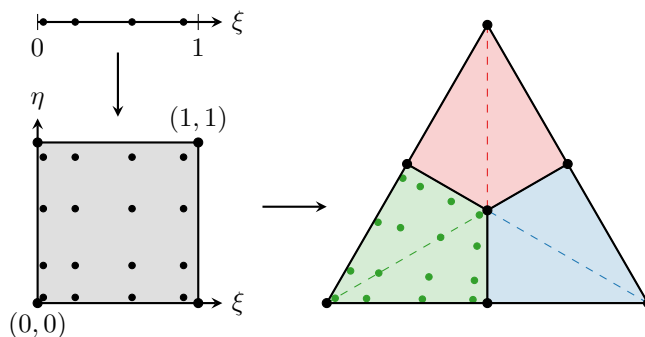


Figure B.1: Pictorial representation of Approach 2 to map one of the three quadrilaterals that form the original triangle.

References

- [1] R. D. Graglia, On the numerical integration of the linear shape functions times the 3-D Green's function or its gradient on a plane triangle, *IEEE Transactions on Antennas and Propagation* 41 (10) (1993) 1448–1455. doi:10.1109/8.247786.
- [2] D. Wilton, S. Rao, A. Glisson, D. Schaubert, O. Al-Bundak, C. Butler, Potential integrals for uniform and linear source distributions on polygonal and polyhedral domains, *IEEE Transactions on Antennas and Propagation* 32 (3) (1984) 276–281. doi:10.1109/TAP.1984.1143304.
- [3] S. Rao, D. Wilton, A. Glisson, Electromagnetic scattering by surfaces of arbitrary shape, *IEEE Transactions on Antennas and Propagation* 30 (3) (1982) 409–418. doi:10.1109/TAP.1982.1142818.
- [4] M. A. Khayat, D. R. Wilton, Numerical evaluation of singular and near-singular potential integrals, *IEEE Transactions on Antennas and Propagation* 53 (10) (2005) 3180–3190. doi:10.1109/TAP.2005.856342.

- [5] P. W. Fink, D. R. Wilton, M. A. Khayat, Simple and efficient numerical evaluation of near-hypersingular integrals, *IEEE Antennas and Wireless Propagation Letters* 7 (2008) 469–472. doi:10.1109/LAWP.2008.2000788.
- [6] M. A. Khayat, D. R. Wilton, P. W. Fink, An improved transformation and optimized sampling scheme for the numerical evaluation of singular and near-singular potentials, *IEEE Antennas and Wireless Propagation Letters* 7 (2008) 377–380. doi:10.1109/LAWP.2008.928461.
- [7] F. Vipiana, D. R. Wilton, Optimized numerical evaluation of singular and near-singular potential integrals involving junction basis functions, *IEEE Transactions on Antennas and Propagation* 59 (1) (2011) 162–171. doi:10.1109/TAP.2010.2090464.
- [8] F. Vipiana, D. R. Wilton, Numerical evaluation via singularity cancellation schemes of near-singular integrals involving the gradient of Helmholtz-type potentials, *IEEE Transactions on Antennas and Propagation* 61 (3) (2013) 1255–1265. doi:10.1109/TAP.2012.2227922.
- [9] M. M. Botha, A family of augmented Duffy transformations for near-singularity cancellation quadrature, *IEEE Transactions on Antennas and Propagation* 61 (6) (2013) 3123–3134. doi:10.1109/TAP.2013.2252137.
- [10] J. Rivero, F. Vipiana, D. R. Wilton, W. A. Johnson, Hybrid integration scheme for the evaluation of strongly singular and near-singular integrals in surface integral equations, *IEEE Transactions on Antennas and Propagation* (2019). doi:10.1109/TAP.2019.2920333.
- [11] F. Vipiana, D. R. Wilton, W. A. Johnson, Advanced numerical schemes for the accurate evaluation of 4-D reaction integrals in the method of moments, *IEEE Transactions on Antennas and Propagation* 61 (11) (2013) 5559–5566. doi:10.1109/TAP.2013.2277864.
- [12] J. Ma, V. Rokhlin, S. Wandzura, Generalized Gaussian quadrature rules for systems of arbitrary functions, *SIAM Journal on Numerical Analysis* 33 (3) (1996) 971–996. doi:10.1137/0733048.
- [13] M. Duffy, Quadrature over a pyramid or cube of integrands with a singularity at a vertex, *SIAM Journal on Numerical Analysis* 19 (6) (1982) 1260–1262. doi:10.1137/0719090.
- [14] A. G. Polimeridis, F. Vipiana, J. R. Mosig, D. R. Wilton, DIRECTFN: Fully numerical algorithms for high precision computation of singular integrals in Galerkin SIE methods, *IEEE Transactions on Antennas and Propagation* 61 (6) (2013) 3112–3122. doi:10.1109/TAP.2013.2246854.
- [15] D. R. Wilton, F. Vipiana, W. A. Johnson, Evaluation of 4-D reaction integrals in the method of moments: Coplanar element case, *IEEE Transactions on Antennas and Propagation* 65 (5) (2017) 2479–2493. doi:10.1109/TAP.2017.2677916.
- [16] J. Rivero, F. Vipiana, D. R. Wilton, W. A. Johnson, Evaluation of 4-d reaction integrals via double application of the divergence theorem, *IEEE Transactions on Antennas and Propagation* 67 (2) (2019) 1131–1142. doi:10.1109/TAP.2018.2882589.
- [17] P. Ylä-Oijala, M. Taskinen, Calculation of CFIE impedance matrix elements with RWG and $\mathbf{n} \times$ RWG functions, *IEEE Transactions on Antennas and Propagation* 51 (8) (2003) 1837–1846. doi:10.1109/TAP.2003.814745.
- [18] L. Gürel, O. Ergül, Singularity of the magnetic-field integral equation and its extraction, *IEEE Antennas and Wireless Propagation Letters* 4 (2005) 229–232. doi:10.1109/LAWP.2005.851103.
- [19] O. Ergül, L. Gürel, Improved testing of the magnetic-field integral equation, *IEEE Microwave and Wireless Components Letters* 15 (10) (2005) 615–617. doi:10.1109/LMWC.2005.856697.
- [20] A. G. Polimeridis, I. D. Koufogiannis, M. Mattes, J. R. Mosig, Considerations on double exponential-based cubatures for the computation of weakly singular Galerkin inner products, *IEEE Transactions on Antennas and Propagation* 60 (5) (2012) 2579–2582. doi:10.1109/TAP.2012.2189708.

- [21] D. Tihon, C. Craeye, All-analytical evaluation of the singular integrals involved in the method of moments, *IEEE Transactions on Antennas and Propagation* 66 (4) (2018) 1925–1936. doi:10.1109/TAP.2018.2803130.
- [22] D. A. Dunavant, High degree efficient symmetrical Gaussian quadrature rules for the triangle, *International Journal for Numerical Methods in Engineering* 21 (6) (1985) 1129–1148. doi:10.1002/nme.1620210612.
- [23] B. A. Freno, W. A. Johnson, B. F. Zinser, S. Campione, Symmetric quadrature rules for triangles with singularities, arXiv preprint arXiv:1909.01480 (2019).
- [24] Wolfram Research, Inc., Mathematica.
- [25] J. N. Lyness, D. Jespersen, Moderate degree symmetric quadrature rules for the triangle, *IMA Journal of Applied Mathematics* 15 (1) (1975) 19–32. doi:10.1093/imamat/15.1.19.
- [26] S. Wandzura, H. Xiao, Symmetric quadrature rules on a triangle, *Computers & Mathematics with Applications* 45 (12) (2003) 1829–1840. doi:10.1016/S0898-1221(03)90004-6.
- [27] S.-A. Papanicolopoulos, Computation of moderate-degree fully-symmetric cubature rules on the triangle using symmetric polynomials and algebraic solving, *Computers & Mathematics with Applications* 69 (7) (2015) 650–666. doi:10.1016/j.camwa.2015.02.014.
- [28] D. R. Wilton, et al., Evaluation of static potential integrals on triangles, In Preparation (2019).