

Multi-messenger signals from short gamma ray bursts

Agnieszka Janiuk*†

*Center for Theoretical Physics
Polish Academy of Sciences
Al. Lotnikow 32/46, 02-668 Warsaw, Poland
E-mail: agnes@cft.edu.pl*

Kostas Sapountzis

*Center for Theoretical Physics
Polish Academy of Sciences
Al. Lotnikow 32/46, 02-668 Warsaw, Poland*

Martin Kolos

*Institute of Physics
Faculty of Philosophy and Science, Silesian University
Bezrucovo nam. 13, CZ-74601, Opava, Czech Republic*

We present the results of simulations done with the code HARM-COOL developed in the CTP PAS Warsaw research group over the years 2017-2019. It is based in the original GR MHD scheme proposed by Gammie et al. (2003) for the simulation of Active Galactic Nucleus, but now it has been suited for the engine of a short Gamma Ray Burst event. We compute time-dependent evolution of a black hole accretion disk, in two-dimensional, axisymmetric scheme. The code includes neutrino cooling and accounts for nuclear structure of dense, degenerate matter. Free protons, neutrons, and electron-positron pairs form a neutron-rich, magnetically driven outflow that provides site for subsequent r-process nucleosynthesis. Here the heavy elements up to the Uranium and Gold are synthesized and may contribute to the chemical enrichment of the circum-burst medium. Their radio-active decay will give signal in lower energies in a timescale of weeks-months after the GRB prompt phase. In addition, the magnetic fields are responsible for the launching of ultra-relativistic jets along the rotation axis of the central black hole, according to the well-known Blandford-Znajek mechanism. These jets are sites of variable high energy emission in gamma rays. We find that the magnetic field and the black hole spin account for the observed variability timescales and jet energetics.

*Multifrequency Behaviour of High Energy Cosmic Sources - XIII - MULTIF2019
3-8 June 2019
Palermo, Italy*

*Speaker.

†Special thanks to Irek Janiuk and my family for all support

1. Introduction

1.1 Gamma Ray Bursts

Gamma Ray bursts are rapid flashes of high energy radiation, that is typically peaking in the soft gamma-ray and hard X-ray band. The events occur at an average rate of one event per day, and originate from cosmological distances. Observed energies of photons are on the order of Mega-electronvolt, while the time variability in the millisecond scale suggests that the emission is produced in a very compact region.

The usual quantity that defines duration of GRBs is that of which 5-95% of the total fluence is detected. Hence, the exact duration of the event is affected by the sensitivity of detector at a given energy band. Nevertheless, the classification suggested by [26] provided two basic categories of GRBs, with $T_{90} < 2$ s in case of short events, and $T_{90} > 2$ s in the long ones. These two classes correspond to two different progenitor types, namely the long GRBs are produced in the cataclysmic explosions of massive stars, and short GRBs are related to the mergers of binary compact objects.

The spectral energy distributions of GRBs follow the broken power-law [3] function, where the peak energy, E_p , is about several hundred keV. The spectra of prompt emission rapidly vary with time, and the pulses observed in softer bands are lagged by these in harder bands [44].

At other wavelengths, the afterglow emission is detected with lower energies, while also some Optical emission related to the prompt GRB phase was reported in a few cases. No detection so far was reported as for the high energy neutrinos associated with GRBs, and only upper limits are available **ref**. Finally, the Optical and near Infrared emission, with the lightcurves profile explained by the radioactive decay of unstable heavy isotopes, was reported twice. First tentative association of GRB 130607 [41] was attributed to the 'kilonova' emission, and recently the observations of GW-GRB 170817 confirmed these findings for the short GRB. These heavy isotopes are presumably synthesized in the ejecta released during binary neutron star merger that is the short GRB progenitor [28].

1.2 Central engines and progenitors

Time variability, pulse profiles, and total energetics of the GRBs indicate that they are emitted by a collimated relativistic outflow of plasma, that is pushing through the interstellar medium. These outflows, called jets, are powered by the central engine. Similarly to the other types of sources with astrophysical jets, the plausible and popular model for such an engine is black hole, surrounded by accreting material in a form of torus, that is mediated by magnetic fields and extracts the rotational energy of the central black hole [5]. In addition to that, the source of power in case of GRB jets might be the annihilation of neutrino-antineutrino pairs, produced inside the torus. Here, the process might have a possibly smaller efficiency **ref**.

Both long and short GRBs to some extent share the properties of their central engines. In long GRBs, the collapse of a rotating massive star into a black hole is forming the engine. Predicted is the beamed explosion, accompanied by a supernova-like ejection. This theoretical prediction is supported by the fact that the long GRB lightcurves show a power-law decay profile, which is characteristic for the relativistic blast wave explosions. Also, the hosts of long GRBs are located in star forming regions, which was indicated by their high gas densities and metallicity [15, 9]. The

emission lines characteristic for the underlying supernova explosion were detected in the spectra of many events, starting from [38].

For the short GRBs, the progenitor hosts are more difficult to study, because of statistically fewer events which have adequately good data for the afterglow detection. Therefore, the leading candidates for progenitors, namely the neutron star (NS-NS) mergers, have been studied mainly by numerical simulations, e.g., [25, 36, 33], and by population synthesis analyses **refs**. An alternative explanation for the progenitor candidates can be the accretion induced collapse of neutron star, or the giant flare of soft gamma-ray repeaters **refs**. Only the recent detection of the short GRB associated with the gravitational wave, whose for is consistent with that released during the inspiral and merger of two neutron stars, has proven the NS-NS progenitor scenario. The Fermi-GBM observation was reported by [14] at 1.7 seconds after the LIGO signal, and indicates that the system must have gone also through the transient phase of the hyper-massive neutron star (HMNS) [4].

2. Methods of study of the central engine

The models of GRB central engine describe the accretion flow onto a black hole. Any physical model must satisfy the basic equations of hydrodynamics: (i) the continuity equation, (ii) the energy equation, and (iii) the conservation of momentum (accounts for the radial transport, and rotation - hence the angular momentum is conserved). This has to be supplemented with the equation of state. In the simplest case, the equation of state is that of an ideal gas. The model must also describe the transport of angular momentum, if the flow rotates at Keplerian velocity and matter is to be accreted. In simplest case, one can use the α -disk model, where the stress scales with the gas pressure [37] This prescription successfully mimics the angular momentum transport by magneto-hydrodynamical (MHD) turbulences and also prescribes the viscous dissipation of energy. The α -disk models were applied to the GRB central engine problem by e.g. [34, 11, 16, 27].

2.1 HARM code

Our current simulations were made with 2D version of the code *HARM* The acronym stands for the High Accuracy Relativistic Magnetohydrodynamics [12]. The code provides solver for continuity and energy-momentum conservation equations in GR:

$$\nabla_{\mu}(\rho u^{\mu}) = 0 \quad \nabla_{\mu}T^{\mu\nu} = 0$$

The Energy tensor contains in general electromagnetic and gas parts:

$$\begin{aligned} T^{\mu\nu} &= T_{\text{gas}}^{\mu\nu} + T_{EM}^{\mu\nu} \\ T_{\text{gas}}^{\mu\nu} &= \rho h u^{\mu} u^{\nu} + p g^{\mu\nu} = (\rho + u + p) u^{\mu} u^{\nu} + p g^{\mu\nu} \\ T_{EM}^{\mu\nu} &= b^2 u^{\mu} u^{\nu} + \frac{1}{2} b^2 g^{\mu\nu} - b^{\mu} b^{\nu} \end{aligned}$$

with $b^{\mu} = u_{\nu} {}^*F^{\mu\nu}$, where u^{μ} is four-velocity of gas, u is internal energy density, and $b^{\mu} = \frac{1}{2} \varepsilon^{\mu\nu\rho\sigma} u_{\nu} F_{\rho\sigma}$ and F is the electromagnetic tensor. In the force-free approximation, we have $E_{\nu} = u_{\mu} F^{\mu\nu} = 0$. EOS in simplest case is that of ideal gas, and in the code it is using the adiabatic index γ :

$$p = K \rho^{\gamma} = (\gamma - 1) u$$

3. Structure of the GRB central engine

The central engine in GRB is composed of the rotation, stellar-mass black hole, accretion disk, and magnetized Poynting-dominated jet. To model this structure, we adopt an initial model of a rotationally-supported torus around a black hole in the Kerr metric, and an initial configuration of the magnetic field. The field provides mechanism for transport of the angular momentum, and therefore it allows the matter to accrete through the black hole horizon, even if the initial configuration was based on some equilibrium solution. The code transforms coordinates from the standard Boyer-Lindquist, in which only the initial problem is specified, to the Kerr-Schild coordinates, which are non-singular on the horizon, and are defined as (t, r, θ, ϕ) , with the line element given by:

$$ds^2 = - \left(1 - \frac{2r}{R^2}\right) dt^2 + \left(\frac{4r}{R^2}\right) dr dt + \left(1 + \frac{2r}{R^2}\right) dr^2 + R^2 d\theta^2 \\ + \sin^2 \theta \left[R^2 + a^2 \left(1 + \frac{2r}{R^2}\right) \sin^2 \theta \right] d\phi^2 - \left(\frac{4ar \sin^2 \theta}{R^2}\right) d\phi^2 - 2a \left(1 + \frac{2r}{R^2}\right) \sin^2 \theta dr d\phi$$

where $R = r^2 + a^2 \cos^2 \theta$, and $c = G = M = 1$ is assumed. In addition, the MKS (Modified Kerr-Schild) coordinates $(t, x^{(1)}, x^{(2)}, \phi)$ are obtained with the transformation [31]:

$$r = R_0 + \exp \left[x^{(1)} \right] \\ \theta = \frac{\pi}{2} \left(1 + x^{(2)} \right) + \frac{1 - h_{\text{slope}}}{2} \sin \left[\pi \left(1 + x^{(2)} \right) \right]$$

where R_0 is the innermost radius of the grid, and h_{slope} is a parameter that determines the concentration of points at the mid-plane. In our models we use $h = 0.3$, and $R_0 = 0$.

3.1 Initial conditions

As the initial condition for the simulation, we consider the toroidal perfect fluid configuration around rotating Kerr BH. The model is called sometimes the 'Polish doughnut' and has been proposed in a number of works [6, 1]. Here, the barotropic equation of state $p = p(\rho)$ is assumed, and the matter is in orbital motion only, so $u^\theta = 0$ and $u^r = 0$. The Euler equation can be written as an equation for the barotropic pressure $p(\rho)$ as follows:

$$\frac{\partial_\mu p}{\rho + p} = -\partial_\mu W + \frac{\Omega \partial_\mu l}{1 - \Omega l}, \quad W \equiv -\ln(-g_{tt} - 2\Omega g_{t\phi} - g_{\phi\phi} \Omega^2) + l_* \Omega \quad (3.1)$$

where $l_* = l/(1 - \Omega l)$ is constant through the accretion torus, $\Omega = u^\phi/u^t$ is the fluid relativistic angular frequency related to distant observers, while $W(r; \ell, a)$ is the Paczyński-Wiita potential. The fluid equilibrium is regulated by the balance of the gravitational and pressure terms versus centrifugal factors arising due to the fluid rotation and the curvature effects of the Kerr background. The value of specific angular momentum, l_* , is uniquely determined in FM torus by the radius of the pressure maximum. In our computations, we adopt $r_{\text{max}} = (7.5 - 25)r_g$, which corresponds to $l_* = (3.85 - 5.55)$. Other initial configurations of matter distribution are also possible, e.g., [7].

For the magnetic fields, we introduce initially the poloidal field configuration, given by the third component of the vector potential, $A_\phi(r, \theta)$. The time evolution and relaxation of magnetized

matter into more realistic configuration, creating also the toroidal component of the magnetic field with time, is the result of the subsequent GRMHD simulation.

Initial magnetic field can be adopted as that of an electric wire (see [33]):

$$A_\phi(r, \theta) = A_0 \frac{(2 - k^2) K(k^2) - 2E(k^2)}{k\sqrt{4Rr\sin\theta}} \quad (3.2)$$

$$k = \sqrt{\frac{4Rr\sin\theta}{r^2 + R^2 + 2rR\sin\theta}}$$

where E, K are the complete elliptic functions, $R = r_{\max}$ is the radius of pressure maximum in the torus, and A_0 is a constant that it is used to scale the magnetic field and the initial β -parameter across the initial torus.

Another, frequently explored configuration, is that following the constant density contours in the torus, i.e.:

$$A_\phi = \frac{\rho}{\rho_{\max}} - \rho_0 \quad (3.3)$$

where we use $\rho_0 = 0.2$.

Following [19], we use the value of the total initial mass of the torus to scale the density over the integration space, and we base our simulations on the physical units. We use

$$L_{\text{unit}} = \frac{GM}{c^2} = 1.48 \cdot 10^5 \frac{M}{M_\odot} \text{ cm}$$

$$T_{\text{unit}} = \frac{r_g}{c} = 4.9 \cdot 10^{-6} \frac{M}{M_\odot} \text{ s}$$

as the spatial and time units, respectively. Now, the density scale is related to the spatial unit as $D_{\text{unit}} = M_{\text{scale}}/L_{\text{unit}}^3$. We conveniently adopt the scaling factor of $M_{\text{scale}} = 1.5 \times 10^{-5} M_\odot$, so that the total mass contained within the simulation volume (mainly in the FM torus) is about $0.1 M_\odot$, for a black hole mass of $3 M_\odot$. The r_{in} and r_{max} radii of the torus are related to a number of factors that is very difficult to determine in advance.

3.2 Time dependent evolution

Regardless of the specific magnitude of the plasma β -parameter defined as the ratio of the fluid's thermal to the magnetic pressure, $\beta \equiv p_g/p_{\text{mag}}$, the flow slowly relaxes its initial configuration, becomes geometrically thinner, and launches the outflows. Also, the quantities as measured on the black hole horizon, namely the mass flux, energy and angular momentum flux, or the magnetic flux, are a function of time and may exhibit fast variability.

Time dependence of accretion rate at the black hole horizon, as resulting from the 2-dimensional simulations of accretion torus evolving under the influence of magnetic field with various initial poloidal configurations, is displayed in Figure 1. The configuration of split monopole were studied in number of works, starting from [5], while the parabolic field in GRMHD simulations of jets in M87 were proposed e.g. by [30]. The current loop with a simplified formula proposed by [24] is used for this plot, and the contour field configuration is that given by Eq. 3.3.

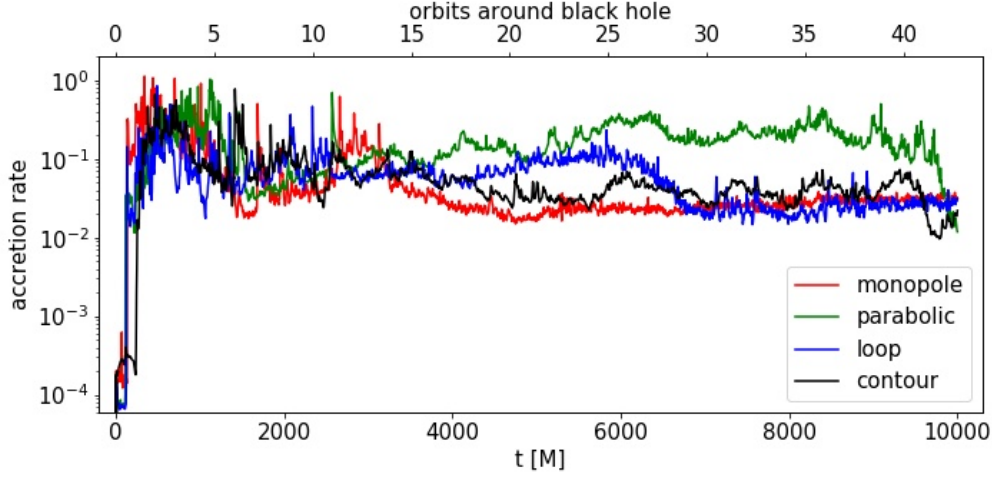


Figure 1: Mass accretion rate onto black hole through the magnetized torus embedded with different initial configuration of the poloidal magnetic field.

Time variability of the outflows is related to the variability of accretion, and driven by the same mechanism of magneto-rotational instability (see [39] for details). What we want to measure for the relativistic jet in GRBs, is the quantity related to its energy and the Lorentz factor

The magnetization σ and normalized energy, μ , are defined in GR MHD as:

$$\sigma = \frac{(T_{em})_t^r}{(T_m)_t^r} \quad \mu = -\frac{T_t^r}{\rho u^r} \quad (3.4)$$

The energy conservation along a field line gives $\mu = \gamma h (1 + \sigma)$, as the sum of the inertial-thermal energy of the plasma, γh , and its Poynting flux, $\gamma h \sigma$. Hence, the maximum achievable Lorentz factor $\Gamma_\infty = \mu$, when all the Poynting and the thermal energy is transformed to baryon bulk kinetic ($\sigma \rightarrow 0, \xi \rightarrow 1$) (see [43]).

In the numerical code, the variables are distributed on the grid and vary with time, so variability of μ can be measured at outer and inner regions of jet. In Figure 2 we present an exemplary time sequence of the jet energetics measured with μ at specific point of reference: $p(x, y) = (11.5, 200)r_g$. The initial condition for the model was given by the FM-torus parameterized with the inner radius of $20r_g$ and the radius of pressure maximum of $25r_g$, and located around the Kerr black hole whose spin parameter is $a = 0.6$. The torus is embedded with magnetic field of the initial poloidal configuration as given by formula 3.3, with normalisation parameter $A_0 = 32$ (measured in the units of $f_g = 6.0 \cdot 10^{20} \sqrt{\rho_{\text{torus}}} \left(\frac{M}{M_\odot}\right)^2$ Mx. The last scaling is derived by the cgs definition of the magnetic Maxwellian units, and the $r_g, t_g, \rho = \rho_{\text{torus}} [\text{g cm}^{-3}]$ units are assumed.

As the figure shows, the jet is strongly magnetized, which is reflected by the large value of of the σ parameter. The intense variability of the outflow is correlated with the magneto-rotational instability (see [2]), and in the exemplary plot one, or two peaks of μ are present per each MRI interval. Here, the timescale T_{MRI} is obtained from the maximum growth rate Ω_{max} for a disk in the Kerr metric (see [13]) and for an observer at infinity it is given by $(9/16)\Omega^2(D^2/C)$ with D, C

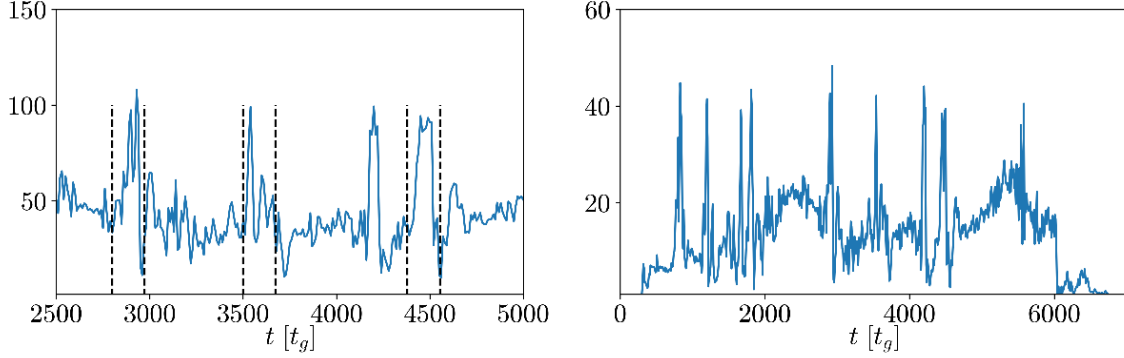


Figure 2: Model MD-Magn from the paper [39]. **Left:** Time dependence of the energetics parameter μ (equiv. to Γ_{jet} at infinity), measured close to the jet axis. Dashed lines mark the timescale of the MRI instability in the torus. **Right:** Time dependence of the magnetisation parameter σ , measured close to the jet axis, over the whole simulation.

coefficients taken from [32]. The wavelength of the fastest growing mode is given by $\lambda_{MRI} = (2\pi/\Omega)v_{A,\theta}$, with $v_{A,\theta} = b^\theta / \sqrt{(\rho h)^2 + b^\mu b_\nu}$ being the θ component of the Alfvén velocity.

3.3 Exemplary results for the NS-NS merger scenario

The global picture of short GRB progenitor involves the NS-NS merger, after which, and after a possible transition through the hypermassive neutron star phase, the system ends up with configuration composed of a stellar-mass black hole and magnetized torus. The source of power of the GRB central engine may be the annihilation of neutrino-antineutrino (e.g. [19]), and the black hole rotation, mediated by magnetic fields. The rotational velocity of the magnetic field is $\Omega_F = F_{t\theta}/F_{\theta\phi}$, while the angular frequency of the black hole $\Omega_{BH} = (a/2)(1 + \sqrt{1 - a^2})$. In the innermost region closest to the black hole, the ratio Ω_F/Ω_{BH} is 0.45-0.55, which is in accordance with the operation of Blandford-Znajek process, [5].

We present here an exemplary model HS-Magn of [22], parameterized with the black hole mass of $3M_\odot$ and mass of the torus equal to $0.1 M_\odot$ – hence the density scaling in cgs units. As the figure shows, the magnetic fields help launching the uncollimated outflow from the surface of accretion torus.

The model is parameterized with black hole spin $a=0.9$, and initial $\beta = 10$ parameter, defined as the ratio of the fluid’s thermal to the magnetic pressure, $\beta \equiv p_g/p_{mag}$ for the torus configuration.

4. Nucleosynthesis in the outflows from GRB engine

In the GRB central engine, when we change from dimensionless, to cgs units, we deal with the hyperaccretion rates of $0.01-10 M_\odot/s$. The Steady state and time-dependent models were proposed from 1990’s [34, 11, 23, 8, 17, 18], showing that the equation of state (EOS) of such gas is not ideal, but the plasma is composed of free n , p , e^+ , e^- particles and that the chemical and pressure balance is followed from nuclear reactions: electron-positron capture on nucleons, and neutron decay [35]. Adopting the charge neutrality condition, and adjusting for the mass fraction of free

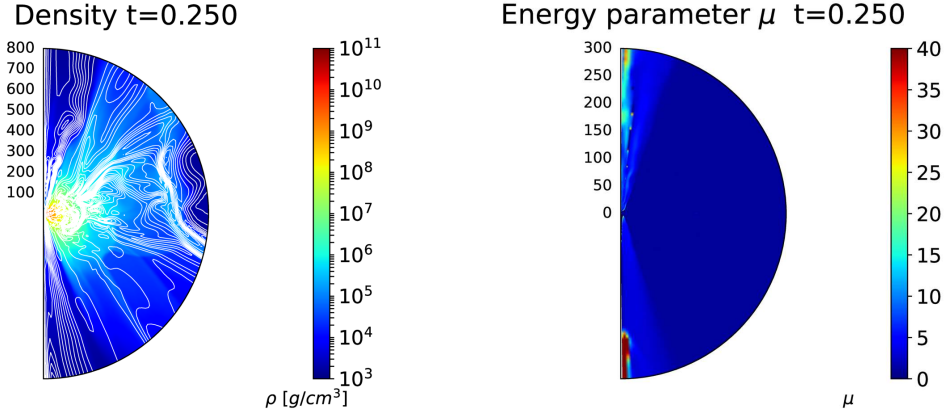


Figure 3: Distribution of density and magnetic field at simulation time $17000 t_g$, which corresponds to 0.25 s after the BH formation. The parameters are 3 Solar mass black hole with a spin of $a = 0.9$. The initial gas to magnetic pressure ratio within the FM torus was assumed $\beta_{\text{init}} = 10$, and the initial poloidal field had a shape of density isocontours. Mass of the torus in cgs units was $0.1 M_{\odot}$. Left plot shows the contours of constant vector potential A_{phi} , and the right panel shows the distribution of jet energetics parameter μ .

nuclei with respect to the Helium nuclei, that also form, we can compute the number densities of free species. Their degeneracy parameters are determined also for a given temperature and density in the torus, and the gas obeys the Fermi-Dirac statistics. The torus is cooled by neutrinos, and due to the neutrino absorption and scattering, the neutrinos can become partially trapped in the torus. These neutrino energies peak in MeV range [42] so they are not detectable by the current neutrino detectors on Earth. Nevertheless, the annihilation of neutrinos and antineutrinos over the jet axis can give an extra source of power to the relativistic jets in GRBs (and both are larger for a higher black hole spin).

The code HARM-COOL is computing the evolution of the GRB central engine as driven by the GR MHD equations with the methods described above. This code version has been developed in our group, and is supplemented with the module for the EOS of dense and degenerate matter, as adequate for physical conditions in the short GRB engine. The module works thanks to a non-trivial transformation between conserved variables and primitive variables in HARM [31]. The EOS is being computed dynamically during the simulation, and stored in tables, over the pre-defined large range of density and temperature. The *pthread* interpolation with the spline method is used to determine pressure and internal energy from the tabulated EOS.

We find that the matter is neutronized, and the electron fraction $Y_e = n_p / (n_p + n_n) < 0.5$.

In the torus, the nuclear statistical equilibrium conditions allow for a synthesis of further heavy isotopes, up to mass number $A \sim 80$, i.e., the most abundant is the Iron group, with ^{54}Fe , ^{55}Co , and ^{56}Ni , while some heavier isotopes like ^{74}Se , ^{80}Kr , and ^{84}Sr , and ^{90}Zr are also present with the relative abundances of about $10^{12} - 10^{10}$ [20].

To reproduce the elements abundance pattern as synthesized in the outflow from GRB central engine, we need to relax the statistical equilibrium condition. The r-process elements are formed in dynamical outflows via capture of free neutrons, when the timescale of this process is much shorter than the equilibrium timescale. Nucleosynthesis in dynamical outflows is performed in our simula-

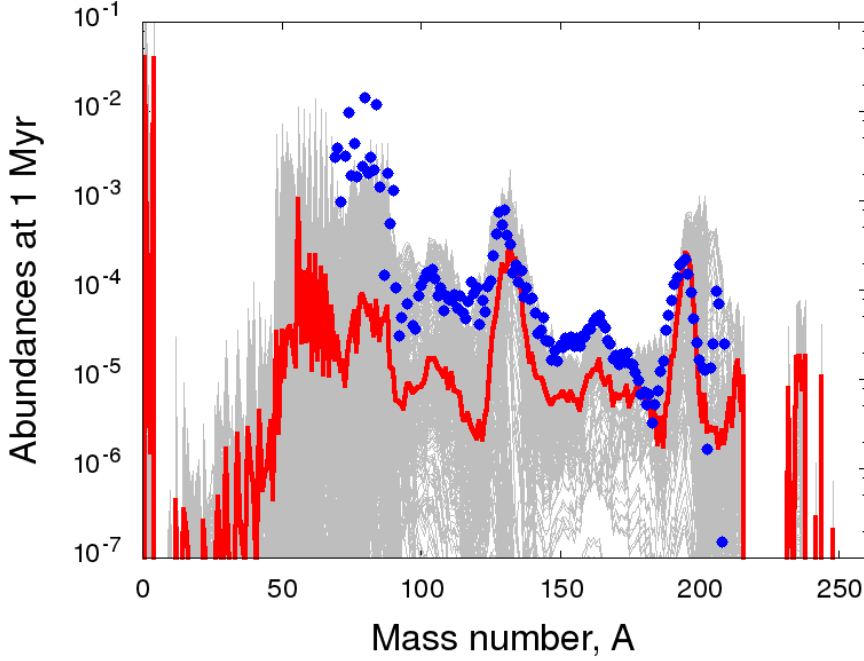


Figure 4: The heavy element relative abundance pattern, calculated at the tracer particles on the outflow from the accretion disk around Kerr black hole (spin $a = 0.9$). Gray lines represent individual outflow tracers, and red line is the angle-averaged profile. Blue points show the Solar abundance data.

tion via post-processing of the results¹. We store the data for the outflow density, temperature, and electron fraction, on the outflow trajectories. They are defined by a dense set of tracer particles, which are identified as those leaving the computational domain through the outer boundary. Some of these particles carry the electron fraction as low as $Y_e = 0.1 - 0.2$, and their velocity can be in the range $v = 0.2 - 0.3c$. These thermodynamic properties allow for the formation of the r-process elements until the mass number of $A \sim 200$, and reproducing the second and third peak of the Solar abundance pattern (see Figure 4).

According to [10], the kilonova UV, optical, and NIR Light curves of GW-GRB 170817 are well modeled by the two-component model for r-process heating. The dynamical ejecta from compact binary mergers, $M_{\text{ej}} \sim 0.01M_{\odot}$, can emit about $10^{40} - 10^{41}$ erg/s in a timescale of 1 week, while the subsequent accretion can provide bluer emission, if it is not absorbed by precedent ejecta [40]. Our modeling is in great agreement with these predictions.

5. Summary

The potential electromagnetic counterparts of compact object binary mergers are a function of the observer viewing angle. Rapid accretion of a centrifugally supported disk powers a collimated relativistic jet, which produces a short GRB. The working theory of the short GRB signals in multimessenger era has to cover both the Central Engine and jets physics. In Central Engine, both

¹We use the publicly available code SkyNET [29]

accretion and wind ejection are playing role (MRI turbulence, magnetically/neutrino driven winds) The observables are: emission from jets (probed by their energetics, minimum time variability scales), and the emission from afterglows, including now the Kilonovae. The latter may bring information on accretion physics. The gravitational waves give new window and relate progenitor properties with the GRBs prompt phase (i.e. can help constrain the mass and spin of the black hole in the engine)

In our work, the Central Engine and outflows in short GRB were studied with respect to their unique properties, with the newly developed version of our Code HARM-COOL. The code is now available for the community to download and use. By means of this tool, the user may study unique properties of GRBs. Recently the code has been used in a number of applications, published in the specialist literature.

Acknowledgements We acknowledge partial support from grant DEC-2016/23/B/ST9/03114 awarded by the Polish National Science Center. The Interdisciplinary Center for Mathematical Modeling is acknowledged for the computational time on Okeanos supercomputer through grants GB70-4 and GB79-9.

References

- [1] M. Abramowicz, M. Jaroszynski, M. Sikora, *Relativistic accreting disks*, *A&A* **63** 221 (1978)
- [2] S.A. Balbus, J.F. Hawley, *A Powerful Local Shear Instability in Weakly Magnetized Disks. I. Linear Analysis*, *ApJ* **376** 214 (1991)
- [3] D. Band, et al., *BATSE Observations of Gamma-Ray Burst Spectra. I. Spectral Diversity*, *ApJ* **413** 281 (1993)
- [4] L. Baiotti, L. Rezzolla, *Binary neutron star mergers: a review of Einstein's richest laboratory*, *Reports on Progress in Physics* **80** 096901 (2017)
- [5] R. Blandford, R. Znajek, *Electromagnetic extraction of energy from Kerr black holes*, *MNRAS* **179** 433 (1977)
- [6] L.G. Fishbone, V. Moncrief, *Relativistic fluid disks in orbit around Kerr black holes*, *ApJ* **207** 962 (1976)
- [7] S. Chakrabarti, *The natural angular momentum distribution in the study of thick disks around black holes*, *ApJ* **288** 1 (1985)
- [8] W.X. Chen, A.M. Beloborodov, *Neutrino-cooled Accretion Disks around Spinning Black Holes*, *ApJ* **657** 383 (2007)
- [9] R.A. Chevalier, Z.-Y. Li, C. Fransson, *The Diversity of Gamma-Ray Burst Afterglows and the Surroundings of Massive Stars*, *ApJ* **606** 369 (2004)
- [10] P.S. Cowperthwaite, et al., *The Electromagnetic Counterpart of the Binary Neutron Star Merger LIGO/Virgo GW170817. II. UV, Optical, and Near-infrared Light Curves and Comparison to Kilonova Models*, *ApJ* **848** L17 (2017)
- [11] T. Di Matteo, et al., *Neutrino Trapping and Accretion Models for Gamma-Ray Bursts*, *ApJ* **579** 706 (2002)
- [12] C.F. Gammie, J.C. McKinney, G. Toth, *HARM: A Numerical Scheme for General Relativistic Magnetohydrodynamics*, *ApJ* **589** 444 (2003)

- [13] C.F. Gammie, *The magnetorotational instability in the Kerr metric*, *ApJ* **614** 309 (2004)
- [14] A. Goldstein, et al., *An Ordinary Short Gamma-Ray Burst with Extraordinary Implications: Fermi-GBM Detection of GRB 170817A*, *ApJ* **848** L14 (2017)
- [15] S. Holland, et al., *The host galaxy and optical light curve of the gamma-ray burst GRB 980703*, *A&A* **371** 52 (2001)
- [16] A. Janiuk, et al., *Evolution of a neutrino-cooled disc in gamma-ray bursts*, *MNRAS* **355** 950 (2004)
- [17] A. Janiuk, Y.F. Yuan, R. Perna, T. DiMatteo, *Instabilities in the Time-Dependent Neutrino Disk in Gamma-Ray Bursts*, *ApJ* **664** 1011
- [18] A. Janiuk, Y.F. Yuan, *The role of black hole spin and magnetic field threading the unstable neutrino disk in gamma ray bursts*, *A&A* **509** 55 (2010)
- [19] A. Janiuk, P. Mioduszewski, M. Moscibrodzka, *Accretion and Outflow from a Magnetized, Neutrino Cooled Torus around the Gamma-Ray Burst Central Engine*, *ApJ* **776** 105 (2013)
- [20] A. Janiuk, *Nucleosynthesis of elements in gamma-ray burst engines*, *A&A* **568** 105 (2014)
- [21] A. Janiuk, *Microphysics in the Gamma-Ray Burst Central Engine*, *ApJ* **837** 39 (2017)
- [22] A. Janiuk, *The r-process Nucleosynthesis in the Outflows from Short GRB Accretion Disks*, *ApJ* **882** 163 (2019)
- [23] K. Kohri, R. Narayan, T. Piran, *Neutrino-dominated Accretion and Supernovae*, *ApJ* **629** 341 (2005)
- [24] M. Kolos, *Magnetic field generated by current loop in flat spacetime*, *Proc. RAGtime* **17** 91 (2017)
- [25] O. Korobkin, et al., *On the astrophysical robustness of the neutron star merger r-process*, *MNRAS* **426** 1940 (2012)
- [26] C. Kouveliotou, et al., *Identification of Two Classes of Gamma-Ray Bursts*, *ApJ* **413** 101 (1993)
- [27] W.-H. Lei, et al., *Magnetically Torqued Neutrino-dominated Accretion Flows for Gamma-ray Bursts*, *ApJ* **700** 1970 (2009)
- [28] L.-X. Li, B. Paczynski, *Transient Events from Neutron Star Mergers*, *ApJ* **507** L59 (1998)
- [29] J. Lippuner, L.F. Roberts, *SkyNet: A Modular Nuclear Reaction Network Library*, *ApJS* **233** 18 (2017)
- [30] M. Nakamura, et al., *Parabolic jets from the spinning black hole in M87* *ApJ* **868** 146 (2018)
- [31] S. Noble, C.F. Gammie, J.C. McKinney, L. Del Zanna, *Primitive Variable Solvers for Conservative General Relativistic Magnetohydrodynamics*, *ApJ* **641** 626 (2006)
- [32] I.D. Novikov, K.S. Thorne, *Black Holes (LesAstres Occlus)*, ed. C. Dewitt & B. S. Dewitt **343** (1973)
- [33] V. Paschalidis, M. Ruiz, S.L. Shapiro, *Relativistic Simulations of Black Hole-Neutron Star Coalescence: The Jet Emerges*, *ApJ* **806** L14 (2015)
- [34] R. Popham, S.E. Woosley, C. Fryer, *Hyperaccreting Black Holes and Gamma-Ray Bursts*, *ApJ* **518** 356 (1999)
- [35] S. Reddy, M. Prakash, J.M. Lattimer, *Neutrino interactions in hot and dense matter*, *Phys.Rev.D.* **58** 013009 (1998)
- [36] L. Rezzolla, et al., *The Missing Link: Merging Neutron Stars Naturally Produce Jet-like Structures and Can Power Short Gamma-ray Bursts*, *ApJ* **732** L6 (2011)

- [37] N.I. Shakura, R.A. Sunyaev, *Black holes in binary systems. Observational appearance*, *A&A* **24** 337 (1973)
- [38] K.Z. Stanek, et al., *Spectroscopic Discovery of the Supernova 2003dh Associated with GRB 030329*, *ApJ* **591** L17 (2003)
- [39] K. Sapountzis, A. Janiuk, *The MRI Imprint on the Short-GRB Jets*, *ApJ* **873** 12 (2019)
- [40] M. Tanaka, *Kilonova/Macronova Emission from Compact Binary Mergers*, *Adv.Space Res.* **2016** 634197 (2016)
- [41] N. Tanvir, et al., *A 'kilonova' associated with the short-duration $\dot{\gamma}$ -ray burst GRB 130603B*, *Nature* **500** 547 (2013)
- [42] Y.F. Wei, T. Liu, C.Y. Song, *Black Hole Hyperaccretion in Collapsars. I. MeV Neutrinos*, *ApJ* **878** 42 (2019)
- [43] N. Vlahakis, A. Koenigl, *Relativistic Magnetohydrodynamics with Application to Gamma-Ray Burst Outflows. I. Theory and Semianalytic Trans-Alfvénic Solutions*, *ApJ* **596** 1080 (2003)
- [44] B. Zhang, H.-J. Lu, E.-W. Liang, *GRB observational properties*, *Space Science Reviews* **202** 3 (2013)

DISCUSSION

JAMES BEALL: Can you comment on how much computational power will be needed to run a full 3-D simulation with your code?

AGNIESZKA JANIUK: The HARM-COOL code can be run in 2D or 3D setup, and with or without the neutrino-cooling and nuclear EOS module. We have run the 2-D simulations with the nuclear EOS (grid resolution 256x256) until time 20,000 dynamical times, and the simulation used 64x24 CPU on the Okeanos supercomputer in Warsaw, for about 2 weeks per each model. The code has to be restarted every 48 hrs due to the cluster occupancy and queueing system. Such long computation is essential to find enough number of tracer particles that are in the outflow (i.e., these which leave the GRB engine and are sites for nucleosynthesis). As for the 3-dimensional simulations, we have ran them only with the adiabatic EOS, but with resolution 288x256x256, on the cluster 48x48 CPU, until time of 10,000 dynamical times for 6 days. Including EOS calculations and tracer outflows in the 3D setup is beyond the capability of the Warsaw ICM supercomputing power.