

Contribution of starburst nuclei to the diffuse gamma-ray and neutrino flux

Enrico Peretti^{1,2} , Pasquale Blasi^{1,2}, Felix Aharonian^{1,3,4},
Giovanni Morlino⁵ and Pierre Cristofari^{1,2}

¹*Gran Sasso Science Institute, Viale F. Crispi 7, L'Aquila, Italy*

²*INFN/Laboratori Nazionali del Gran Sasso, via G. Acitelli 22, Assergi (AQ), Italy*

³*Max-Planck-Institute für Kernphysik, Saupfercheckweg 1, D-69117 Heidelberg, Germany*

⁴*Dublin Institute for Advanced Studies, 31 Fitzwilliam Place, Dublin 2, Ireland*

⁵*INAF/Osservatorio Astrofisico di Arcetri, L.go E. Fermi 5, Firenze, Italy*

Accepted XXX. Received YYY; in original form ZZZ

ABSTRACT

In nuclei of starburst galaxies, the combination of an enhanced rate of supernova explosions and a high gas density suggests that cosmic rays can be efficiently produced, and that most of them lose their energy before escaping these regions, resulting in a large flux of secondary products, including neutrinos. Although the flux inferred from an individual starburst region is expected to be well below the sensitivity of current neutrino telescopes, such sources may provide a substantial contribution to the diffuse neutrino flux measured by IceCube.

Here we compute the gamma-ray and neutrino flux due to starburst galaxies based on a physical model of cosmic ray transport in a starburst nucleus, and accounting for the redshift evolution of the number density of starburst sources as inferred from recent measurements of the star formation rate. The model accounts for gamma-ray absorption both inside the sources and in the intergalactic medium. The latter process is responsible for electromagnetic cascades, which also contribute to the diffuse gamma-ray background at lower energies. The conditions for acceleration of cosmic ray protons up to energies exceeding ~ 10 PeV in starburst regions, necessary for the production of PeV neutrinos, are investigated in a critical way. We show that starburst nuclei can account for the diffuse neutrino flux above ~ 200 TeV, thereby producing $\lesssim 40\%$ of the extragalactic diffuse gamma-ray background. Below ~ 200 TeV, the flux from starburst appears to be somewhat lower than the observed one, where both the Galactic contribution and the flux of atmospheric neutrinos may account for the difference.

Key words: keyword1 – keyword2 – keyword3

1 INTRODUCTION

Starburst galaxies (SBGs) are powerful cosmic ray (CR) factories characterised by intense star formation rate (SFR) and extreme properties of their interstellar medium (ISM) (see i.e. Gao & Solomon 2004; Mannucci et al. 2003; Förster Schreiber et al. 2001; Thompson et al. 2006b). The enhanced star forming activity leads to an increased rate of supernova (SN) explosions and most likely a high rate of CR production and highly turbulent medium, which in turn may effectively confine CRs for times exceeding the loss time.

Starburst episodes often occur in relatively small regions, called starburst nuclei (SBNi), located in the central galactic regions. Several observations suggest that these regions host a prominent population of non-thermal particles which emit radiation, both of leptonic origin, typically extending from radio to hard X-rays (for the case of NGC253 see i.e. Williams & Bower 2010; Carilli 1996; Wik et al. 2014), and of hadronic origin, at high and very-high energies (VHE) (see i.e. Ackermann et al. 2012a; Peng et al. 2016; Abdalla et al. 2018). At VHE, $\gamma\gamma$ absorption due to the presence of an intense far infrared to optical (FIR-OPT) thermal background radiation, is expected to reduce the gamma radiation leaving the compact nuclei.

* E-mail: enrico.peretti@gssi.it

The recent discovery by the IceCube collaboration of a diffuse astrophysical neutrino flux (IceCube Collaboration: Aartsen et al. 2013), of probable extragalactic origin, has renewed the interest in SBNi as CR and neutrino factories, one of the reasons being the possibility of producing relatively hard neutrino spectra: both in the case that CR transport in SBNi is dominated by energy losses and advection, the equilibrium spectrum of CRs is expected to have a spectral shape similar to that injected at the sources.

Many authors have recently modelled the CR spectrum in SBGs on the basis of their associated multiwavelength spectra (Paglione et al. 1996; Torres 2004; Persic et al. 2008; Rephaeli et al. 2010; Lacki & Thompson 2013; Yoast-Hull et al. 2013; Wang & Fields 2018; Peretti et al. 2018). From this bulk of work, consensus emerged on the fact that CR electrons typically lose their energy effectively inside the SBN, making the assumption of calorimetry well justified. Protons also behave approximately in a calorimetric way, to an extent that depends on the diffusive properties of the ISM and on the speed of the winds that the SBN ejects.

In general, gamma rays set an upper limit for the associated neutrino flux, but this condition can be partially relaxed if gamma–gamma absorption inside the source is efficient. The hard injection spectrum of protons and the high target density, together with the efficient absorption of VHE gamma rays, make SBGs promising diffuse neutrino emitters (see for related discussions Romero & Torres 2003; de Cea del Pozo et al. 2009; Yoast-Hull 2015) with a possible major contribution from ultraluminous infrared galaxies (ULIRGs) (He et al. 2013). On the other hand, in spite of their unique properties, their large distances (\gtrsim Mpc) make the detection by current instruments challenging. In fact, the number of SBGs detected in gamma rays is less than a dozen (see Abdollahi et al. 2019), and with the exception of Arp220 (~ 77 Mpc), they are observed only in the vicinity of our Galaxy (< 20 Mpc). However, the larger starburst activity at high redshift (Madau & Dickinson 2014) make SBNi potentially good candidate sources of the diffuse high energy neutrino background (Loeb & Waxman 2006; Thompson et al. 2006a; Stecker 2007).

The production of neutrinos in hadronic collisions is inevitably accompanied by the production of high energy (HE) photons, hence SBGs should also contribute to the extragalactic diffuse gamma–ray background (EGB) and one should, of course, check that the requirements necessary to fit the neutrino flux do not lead to overproduction of the observed EGB.

Even before the discovery of the astrophysical neutrino flux, it was pointed out by Lacki et al. (2011) that the diffuse gamma–ray background due to SBGs is comparable, within a factor of a few, to the EGB as measured by Fermi–LAT (Abdo et al. 2010). Following this line of thought, Murase et al. (2013) showed that neutrino spectrum from SBGs should be harder than 2.1–2.2 in order to not exceed the EGB. The constraint imposed by the measured EGB became more stringent after Ackermann et al. (2016) showed that a fraction $86^{+16}_{-14}\%$ of the detected EGB should be due to unresolved blazars, leaving less room for the contribution of SBGs. A slightly smaller contribution from balzars, $68^{+9}_{-8}\%$, was recently derived by Lisanti et al. (2016) using a similar analysis. This constraint led some authors (Bechtol et al. 2017; Sudoh et al. 2018) to claim that only part of the

observed neutrino flux could be attributed to star forming galaxies.

Other authors (Liu et al. 2014; Chang & Wang 2014; Chang et al. 2015; Tamborra et al. 2014) reached a different conclusion, reassessing that SBGs can be responsible for the whole IceCube neutrino flux. In particular, Palladino et al. (2018) showed that the flux of neutrinos from SBGs is compatible with the through-going muon neutrino flux (Haack & Wiebusch 2018), which might represent the cleanest neutrino sample of extragalactic origin accounting for their northern hemisphere arrival direction (see Ahlers & Halzen 2018, for a detailed discussion). As we discuss below, this discrepancy may reflect the urge to explain the neutrino flux below ~ 200 TeV, or rather allowing for other sources in such energy range.

The ambiguity of these statements is partly understandable since together with blazars, SBGs have long been considered as main contributors to the EGB. In fact, some active galactic nuclei (AGN) show starburst features as well (Levenson et al. 2001; Imanishi 2003; Yoast-Hull et al. 2014). Hence, depending on details of the calculations, the contribution of SBGs to the EGB can be saturated or close to be such, or leave enough room for the diffuse neutrino background to be explained.

An important step forward toward clarifying the situation is to have a physical understanding of the conditions for CR acceleration and transport in SBNi and propagation of gamma radiation inside the extreme environment typical of starburst nuclei. Furthermore, the flux of neutrinos and the associated flux of cascade photons depends on the cosmological evolution of the starburst activity with redshift. The latter aspect is usually accounted for by linking the evolution of SBGs to the history of star formation of the Universe, using as a probe the infrared luminosity function measured at different redshifts (e.g. Gruppioni et al. 2013; Hopkins & Beacom 2006; Yuksel et al. 2008). In such an approach there is, however, the intrinsic uncertainty connected to the choice of the smallest value of IR luminosity at which a SBG can be still considered to be an efficient gamma–ray and neutrino factory.

Here we apply our previous modelling of CR transport in SBNi (Peretti et al. 2018, hereafter P18) and propose an operative definition of starburst activity aimed at describing the gamma ray production of these sources. We define the SBN as a region with intense star formation that is also able to confine CRs on time scales exceeding the loss time of hadronic CRs inside the same region. We do so by finding a connection between this condition and the IR luminosity of the SBN, namely its star formation rate (SFR).

Such a definition allows us to put a physically motivated lower bound to the SBG population independent of their redshift and to correctly count the number of sources that contribute to the diffuse gamma–ray and neutrino flux using the Star Formation Rate Function (SFRF) approach. Such approach is helpful in disentangling the contamination due to Active Galactic Nuclei (AGN) (Gruppioni et al. 2015).

The production of neutrinos with energy \gtrsim PeV requires CR acceleration up to energy $\gtrsim 100$ PeV. While this assumption is typically adopted throughout the existing literature, we think it is of crucial importance to assess how credible it is that CR sources inside SBNi or around them can in fact

energize CRs up to such high energies. We discuss this point in the light of current knowledge of CR acceleration.

We find that SBNi can provide a good description of the neutrino flux observed by IceCube above ~ 200 TeV without exceeding the constraints coming from the EGB, while accounting for virtually all the diffuse gamma-ray background of non-blazar origin above 50 GeV. The first IceCube data points, below ~ 200 TeV, correspond to a flux that is about ~ 2 times larger than the flux predicted from SBNi, therefore suggesting that at least 50% may originate from sources other than SBNi, such as: normal galaxies (Bechtol et al. 2017), our own Galaxy (Neronov & Semikoz 2016), a confinement region around our Galaxy (Taylor et al. 2014; Blasi & Amato 2019) or AGN (Aartsen et al. 2018a,b). In the energy region below 200 TeV, atmospheric neutrino contamination cannot yet be ruled out (Mascaretti et al. 2019; Mascaretti & Vissani 2019).

The article is organized as follows: in Sec. 2 we briefly describe the model of particle acceleration in SBNi as detailed in P18 and the phenomena associated to the photon propagation; in Sec. 3 we describe our assumptions on the number count of sources and on the prototype-based approach; in Sec. 4 we report our results and discuss their physical implications in Sec. 5 with special attention to the maximum energy. Our conclusions are summarized in Sec. 6. In our calculations we assume a standard Λ CDM cosmology with $\Omega_M = 0.31$, $\Omega_\Lambda = 0.69$ and $H_0 = 67.74 \text{ km s}^{-1} \text{ Mpc}^{-1}$.

2 COSMIC RAYS IN SBNi AND ASSOCIATED EMISSION

Following P18 we describe the transport of CRs in an SBN using a simple model in which diffusion and losses occur at the same rate at any location in the nucleus and advection is treated as a process that takes particles away from the production region. These assumptions unavoidably lead to a leaky-box treatment of transport where the CR distribution function, f , is given by the following equation:

$$Q(p) = \frac{f(p)}{\tau_{\text{loss}}(p)} + \frac{f(p)}{\tau_{\text{adv}}(p)} + \frac{f(p)}{\tau_{\text{diff}}(p)}. \quad (1)$$

Q is the injection rate per unit volume, assumed to be a power law in momentum, with index α , times an exponential cut off $\exp(-p/p_{p, \text{max}})$ and $\exp(-p^2/p_{e, \text{max}}^2)$ respectively for protons and electrons. In this section, as in P18, we assume $p_{e, \text{max}} = 10 \text{ TeV c}^{-1}$, whereas we consider a range of possible values for $p_{p, \text{max}}$ from 1 PeV c^{-1} to a few 10^2 PeV c^{-1} , and we discuss implications below.

The injection due to SNe reads:

$$Q(p) = \mathcal{R}_{\text{SN}} N(p) / V_{\text{SBN}} \quad (2)$$

and is normalized by imposing:

$$\int_0^\infty 4\pi p^2 T(p) N(p) dp = \xi_{\text{CR}} E_{\text{SN}}. \quad (3)$$

Here $T(p)$ is the particle kinetic energy, ξ_{CR} is the acceleration efficiency, E_{SN} is the kinetic energy of the supernova ejecta. In the following we adopt $\xi_{\text{CR}} = 10\%$ and $E_{\text{SN}} = 10^{51} \text{ erg}$ as reference values. Primary electrons are injected assuming an electron-to-proton ratio $K_{ep} = 1/50$, following

what is inferred for our Galaxy. The solution of Eq. (1) can be written as:

$$f(p) = Q(p)\tau(p) = \frac{Q(p)}{\tau_{\text{loss}}^{-1}(p) + \tau_{\text{adv}}^{-1}(p) + \tau_{\text{diff}}^{-1}(p)} \quad (4)$$

where $\tau(p) = [\tau_{\text{loss}}^{-1}(p) + \tau_{\text{adv}}^{-1}(p) + \tau_{\text{diff}}^{-1}(p)]^{-1}$ is the typical lifetime of a particle of momentum p inside the source.

The quantities τ_{loss} , τ_{adv} and τ_{diff} are the typical timescales for energy losses, advection and diffusion, respectively. In the case of protons, the mechanisms responsible for energy losses are pp collisions, Coulomb interactions and ionization. Electrons lose energy through ionization, bremsstrahlung (BREM), synchrotron (SYN) and inverse Compton (IC) scattering. The escape of particles from the SBN is regulated by the advection due to the starburst wind ($\tau_{\text{adv}} = R/v_{\text{wind}}$) and by diffusion ($\tau_{\text{diff}}(p) = R^2/D(p)$), described by the diffusion coefficient $D(p)$.

As discussed in P18, the high rate of SN explosions in the SBN is likely to produce a high level of turbulence, which is expected to reflect in a small diffusion coefficient. A theory of diffusion in strong turbulence was developed by Subedi et al. (2017): the transport in these conditions can be approximated with a diffusion coefficient that has a functional shape

$$D(p) = \frac{r_L(p)v(p)}{3\mathcal{F}(k)}, \quad (5)$$

where r_L is the Larmor radius, v the particle velocity and $\mathcal{F}(k)$ is the energy density of the turbulent magnetic field per unit of logarithmic wavenumber k , normalized to unity at the wavenumber k_0 corresponding to the turbulence injection scale. We assume a Kolmogorov-like spectrum, hence $\mathcal{F}(k) \propto k^{-d+1}$ with $d = 5/3$. Moreover the typical injection length for turbulence $k_0^{-1} = L_0 = 1 \text{ pc}$. Different assumptions on the diffusion coefficient have been already explored in P18 where we found that a wide range of diffusion coefficients leads to equally good CR confinement.

Although similar to the expression derived in quasi-linear theory, the physical justification for Eq. 5 is that at low energies particles move locally under the action of a magnetic field dominated by the largest spatial scales, provided the power spectrum is steep enough.

The flux of neutrinos and gamma rays produced by CR protons through inelastic collisions is computed following the approach of Kelner et al. (2006), as summarized in P18.

An essential ingredient for our calculation of the gamma-ray emission from SBNi is the absorption of photons due to pair production on intense FIR-OPT thermal background of the SB environment. This effect is described in terms of an absorption coefficient $\eta_{\gamma\gamma}(E) = \int \sigma_{\gamma\gamma}(E, E') n_{\text{bkg}}(E') dE'$, as used in the integration of the radiative transfer equation (Rybicki & Lightman 1986) (see P18 for additional details). It is important to stress that inside the SBN pair production leads to effective suppression of the gamma-ray flux rather than an electromagnetic cascade. This is due to the fact that electron-positron pairs produced in the scattering lose energy rapidly through SYN emission in the intense magnetic field. This effect reduces considerably the gamma ray flux at energies high enough to start an electromagnetic cascade during propagation on cosmological distances.

The flux of gamma rays and neutrinos at the Earth can

be easily calculated from the fluxes produced at the sources. This calculation is detailed in Appendix A. While traversing the IGM, HE gamma rays interact with low-energy photons of the Cosmic Microwave Background (CMB) and (direct or reprocessed) starlight, known as Extragalactic Background Light (EBL), leading to an electromagnetic cascade (Berezinskii & Smirnov 1975). A simple derivation of the spectrum of the cascade, which is, in good approximation, universal, is provided in Appendix B. This analytical description of the cascade (Berezinsky & Kalashev 2016) can be applied to cases in which the cascade is fully developed and the spectrum of the background photons can be approximated as a δ -function in energy. In our case we model the background photon field with two δ -functions, one for the CMB, at typical energy ϵ_{CMB} , and one for the EBL, at typical energy ϵ_{EBL} . In general, both contributions depend on redshift but, while the CMB dependence is well known, for the EBL the situation is somewhat more model dependent, even if a mild dependence is expected. In this work we assume a conservative $\epsilon_{\text{EBL},1}(z) = 1$ eV, where the peak of the stellar contribution is expected. We checked that different values for the position of the EBL peak (in the energy range 0.5 – 2 eV) affect the cascade normalization by less than $\lesssim 15\%$, while leaving the spectral shape almost unaffected.

In this approach, the electromagnetic cascade is assumed to develop instantaneously at the same redshift where the gamma rays are produced and subsequently absorbed by the EBL (Franceschini & Rodighiero 2018). Although such assumption is fully justified only for VHE photons, the fact that the spectrum of primaries is steeper than E^{-2} and the cascade contribution is not dominant leads us to accept this approximation at all energies. At a given redshift, the normalization of the cascade is computed assuming energy conservation, i.e. assuming that the total energy of gamma rays absorbed by the EBL is reprocessed in the electromagnetic cascade.

3 COUNTING STARBURST SOURCES

In the context of this work, the definition of an SBN is somewhat different from what it is usually adopted in the literature which is based on the amount of IR emission being above some threshold. Here, on the contrary, we assume that an SBN accelerates CRs efficiently and also behaves like a CR calorimeter in such a way to be an efficient neutrino factory. Clearly this definition is linked to the star formation activity and, in turn, to the IR emission but provides a more physically motivated way to count the number of SBGs that contribute to the diffuse gamma-ray and neutrino fluxes. In the following we describe how we count the number of sources as a function of the redshift starting from the SFRF.

3.1 Distribution of SBNi

We adopt the SFRF approach described by Gruppioni et al. (2015) in the context of a study of the SFR using IR+UV data for a sample of Herschel sources (see Gruppioni et al. 2013) and subtracting the contamination of AGN as estimated by Delvecchio et al. (2014).

For each redshift interval provided by Gruppioni et al.

z	$\bar{\Phi}$ [$10^{-3} M_{\odot}^{-1} \text{dex}^{-1}$]	$\bar{\psi}$	$\bar{\alpha}$	$\bar{\sigma}^2$ [10^{-1}]
0.0 – 0.3	2.8	7	1.6	1.32
0.3 – 0.45	1.5	18	1.6	1.2
0.45 – 0.6	1.2	27	1.6	0.85
0.6 – 0.8	1.5	34	1.6	0.8
0.8 – 1.0	1.2	32	1.6	1.5
1.0 – 1.2	1.05	36	1.6	1.8
1.2 – 1.7	1.7	37	1.6	1.7
1.7 – 2.0	0.9	65	1.6	1.8
2.0 – 2.5	0.35	170	1.6	1.2
2.5 – 3.0	0.15	240	1.6	1.8
3.0 – 4.2	0.0145	550	1.6	3.5

Table 1. Fit parameters of the SFRF for each considered redshift interval.

(2015) we have derived our best fit, assuming the following modified Schechter function:

$$\Phi(\psi) d \log \psi = \bar{\Phi} \left(\frac{\psi}{\bar{\psi}} \right)^{1-\bar{\alpha}} \exp \left[- \frac{1}{2\bar{\sigma}^2} \log^2 \left(1 + \frac{\psi}{\bar{\psi}} \right) \right] d \log \psi, \quad (6)$$

where ψ is the SFR expressed in $M_{\odot} \text{yr}^{-1}$ and where $\bar{\Phi}$, $\bar{\psi}$, $\bar{\alpha}$ and $\bar{\sigma}$ are redshift-dependent best fit parameters reported in Table 1. In Fig. 1 we show, for each redshift interval, the best fit SFRF corresponding to the list of values reported in Table 1 compared with data of Gruppioni et al. (2015). Moreover in the bottom right panel we compare the redshift behaviour of the inferred star formation rate density (SFRD), namely the integral of the SFRF weighted by ψ , with what was obtained by Gruppioni et al. (2015) and Madau & Dickinson (2014), showing that our result are compatible with the latter ones. In Table 2 we provide for each redshift interval the value of the SFRD computed assuming $\log \psi = -1.5$ as minimum SFR, as in Gruppioni et al. (2015). We also verified a posteriori that our obtained SFRD is compatible within 1σ uncertainty with the results obtained by Gruppioni et al. (2015) (shown for comparison in the same table).

For our calculations, it is important to clearly define the properties that a galaxy should possess to be considered as an SBN. Many definitions of SBNi are present in the literature, based e.g. on gas consumption, star formation rate, gas surface density, or star formation rate density (see e.g. Kenicutt & Evans 2012, for a detailed review). Here we adopt a somewhat different definition, more closely connected with the non-thermal activity of the SB region and based on its ability to effectively confine CRs inside the nuclear region.

Focusing on the requirement of CR confinement, we define an SBN as a source where the timescale for losses is shorter than the dominant escape time. As discussed in P18, for typical conditions, the escape time is dominated by advection, hence the condition is simply

$$\tau_{\text{loss}} \leq \tau_{\text{adv}}. \quad (7)$$

Here $\tau_{\text{loss}} \approx 1/n_{\text{ISM}}\sigma_{pp}c\eta$, where $\eta \approx 0.5$ is the inelasticity for pp collisions, and $\tau_{\text{adv}} \approx R/v_{\text{wind}}$ is the advection time.

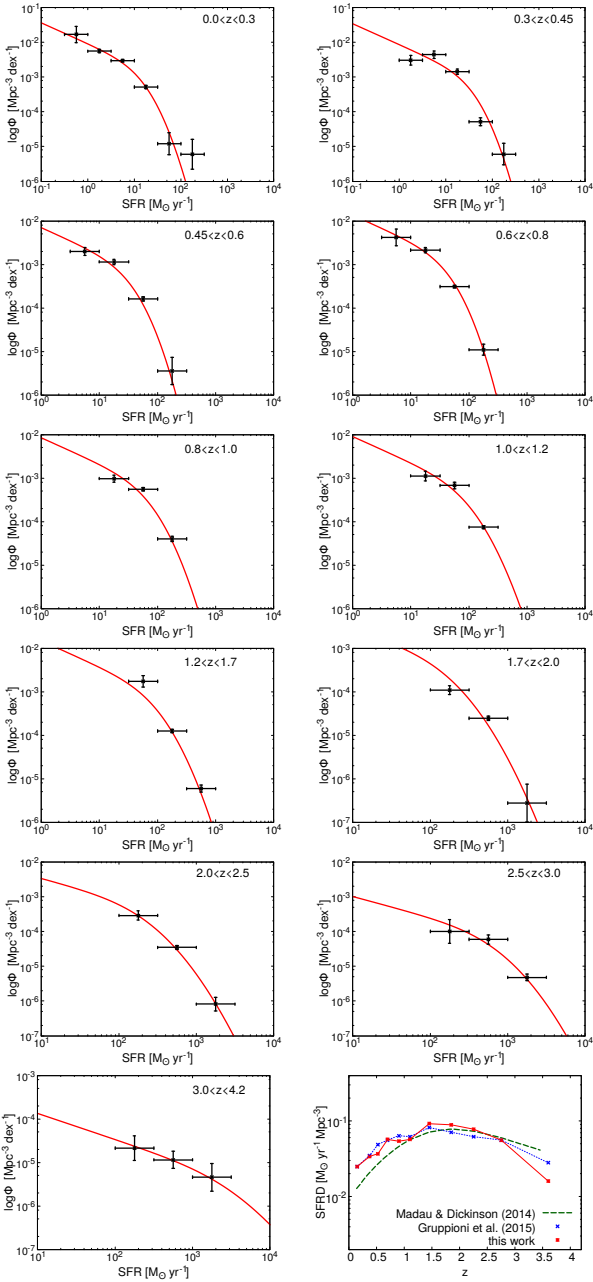


Figure 1. Best fit SFRF at each redshift (red curve) compared with data of Gruppioni et al. (2015) (black points). First row from left: $z = 0.0 - 0.3$, $z = 0.3 - 0.45$. Second row: $z = 0.45 - 0.6$, $z = 0.6 - 0.8$. Third row: $z = 0.8 - 1.0$, $z = 1.0 - 1.2$. Fourth row: $z = 1.2 - 1.7$, $z = 1.7 - 2.0$. Fifth row: $z = 2.0 - 2.5$, $z = 2.5 - 3.0$. Sixth row on the left $z = 3.0 - 4.2$. The last plot in the bottom right corner shows our computed SFRD (thick red line) compared with the best fit values of Gruppioni et al. (2015) (dotted blue line) and the best-fitting function of Madau & Dickinson (2014) (dashed green line).

We introduce the gas surface density as $\Sigma_{\text{gas}} = n_{\text{ISM}} m_p R$, so that Eq. (7) leads to the following condition:

$$\Sigma_{\text{gas}} \geq \Sigma_{\text{gas}}^* \approx 1068 \left[\frac{v_{\text{wind}}}{10^3 \text{ km/s}} \right] \frac{M_{\odot}}{pc^2}, \quad (8)$$

where we have assumed $\sigma_{pp} \approx 50$ mb. The obtained critical gas surface density Σ_{gas}^* is compatible with $\Sigma_{\text{SB}} \gtrsim [1 \div 3] \times 10^2$

z	SFRD (this work)	SFRD (see Gruppioni et al. 2015)
0.0 – 0.3	0.025	0.025 ± 0.005
0.3 – 0.45	0.034	0.035 ± 0.010
0.45 – 0.6	0.037	0.049 ± 0.014
0.6 – 0.8	0.057	0.056 ± 0.013
0.8 – 1.0	0.054	0.064 ± 0.016
1.0 – 1.2	0.057	0.062 ± 0.014
1.2 – 1.7	0.092	0.082 ± 0.021
1.7 – 2.0	0.089	0.071 ± 0.019
2.0 – 2.5	0.078	0.062 ± 0.021
2.5 – 3.0	0.056	0.056 ± 0.020
3.0 – 4.2	0.016	0.028 ± 0.012

Table 2. SFRD in units of $(M_{\odot} \text{yr}^{-1})$ for each considered redshift interval. The SFRD is obtained integrating $\Phi(\psi)$ for $\log_{10}(\psi) \geq -1.5$.

$M_{\odot} \text{pc}^{-2}$ expected for high star forming regions and a factor ~ 4 larger than what is inferred for the CMZ of the Milky Way (Kennicutt & Evans 2012).

Our *confinement requirement* expressed by Eq. (7) shows its most natural implication in terms of the injection spectra of hadronic byproducts like gamma rays and neutrinos which become only a function of the injection spectrum of their parent protons. Such injection spectrum can be well approximated by:

$$q_{\gamma,\nu}(E) = [n_{\text{ISM}} \sigma_{pp} c] f_p(E/\kappa_{\gamma,\nu}) / \kappa_{\gamma,\nu}, \quad (9)$$

where $\kappa_{\gamma,\nu}$ is the energy transferred from a parent proton to a secondary gamma ray or neutrino. The proton distribution function f_p is the solution of the transport equation (see Eq. (4)) where τ_{diff} can be neglected. The asymptotic expression of f_p is governed by the minimum timescale:

$$f_p(p) \propto \begin{cases} q_p(p) \tau_{\text{loss}} & \tau_{\text{loss}} \ll \tau_{\text{adv}} \\ q_p(p) \tau_{\text{adv}} & \tau_{\text{loss}} \gg \tau_{\text{adv}} \end{cases}. \quad (10)$$

Substituting the asymptotic expressions of Eq. (10) in Eq. (9), one obtains:

$$q_{\gamma,\nu}(E) \propto \begin{cases} q(p) & \tau_{\text{loss}} \ll \tau_{\text{adv}} \\ [n_{\text{ISM}} \sigma_{pp} c] q_p(p) R / v_{\text{wind}} & \tau_{\text{loss}} \gg \tau_{\text{adv}} \end{cases}. \quad (11)$$

In the calorimetric scenario, i.e. when $\tau_{\text{loss}} \ll \tau_{\text{adv}}$, the production of gamma rays and neutrinos is proportional to the injection of primary protons: it therefore depends on the rate of SNe (see Eq. (2)). On the other hand, in the advection dominated scenario, i.e. when $\tau_{\text{adv}} \ll \tau_{\text{loss}}$, the production of gamma rays and neutrinos is also proportional to the gas surface density $\Sigma_{\text{gas}} \propto n_{\text{ISM}} R$ and inversely proportional to the wind speed v_{wind} , typically inferred from observations in the range $\sim 10^2 \div 10^3$ km/s.

From the minimum value of the surface density of gas Σ_{gas}^* expressed in Eq. (8) it is possible to infer the associated surface density of SFR adopting the Kennicutt relation

parameter	value
$p_{p,max}$	10^2 PeV
α	4.2
R	0.25 kpc
D_L	3.9 Mpc
ξ_{CR}	0.1
\mathcal{R}_{SN}	0.06 yr^{-1}
B	200 μG
n_{ISM}	100 cm^{-3}
v_{wind}	700 km/s
U_{rad}	2500 eV/cm^3

Table 3. Parameters for the starburst M82-like prototype. The first five parameters are fixed: maximum momentum, injection slope, SBN radius, luminosity distance and CR acceleration efficiency. The last five parameters are kept free in the fitting procedure: SN rate, magnetic field, ISM density, wind speed and radiation energy density.

(Kennicutt 1998b):

$$\frac{\Sigma_{SFR}^*}{M_{\odot}\text{yr}^{-1}\text{kpc}^{-2}} = (2.5 \pm 0.7) \times 10^{-4} \left[\frac{\Sigma_{gas}^*}{1 M_{\odot}\text{pc}^{-2}} \right]^{1.4 \pm 0.15} \quad (12)$$

$$= 4.35_{-3.25}^{+11.49}.$$

The obtained value is fully compatible with what is expected for circumnuclear regions in star forming galaxies (see e.g. Kennicutt 1998a) and allows to compute the associated value of SFR as:

$$\psi^* = \Sigma_{SFR}^* \pi R^2 \approx 0.9_{-0.7}^{+2.2} \left[\frac{R}{0.25 \text{ kpc}} \right]^2 M_{\odot}\text{yr}^{-1}. \quad (13)$$

Such a definition of a minimum value of the SFR required for an SBN to be an efficient calorimeter, allows to perform the number counting of galaxies at every redshift by integrating the SFRF $\Phi(\psi)$ for $\psi \geq \psi^*$.

3.2 SBN prototype

In order to compute the diffuse flux, we rely on the SFRF approach and we adopt a prototype SBG following the model described in Sec. 2. In the following we will adopt M82 as a prototype, being one of the best studied nearby galaxies possessing a nuclear region in a starburst phase.

The size (radius) of the prototypical SBN is set to 250 pc, an average value for these circumnuclear regions. The spectrum of CRs at injection is chosen to be $\propto p^{4.2}$, consistent with what is inferred for observed starbursts (see also dedicated calculations in P18). The other parameters, listed in Tab. 3, have been obtained looking for the best fit to M82 data. We found a good agreement between our results and the values quoted in the literature (Fenech et al. 2010; Yoast-Hull et al. 2013). In Fig. 2 we show the multiwavelength electromagnetic and neutrino spectra of our M82-like prototype.

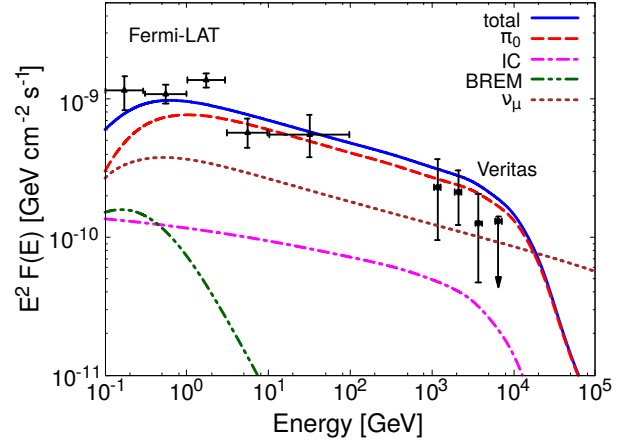


Figure 2. High-energy gamma rays (blue thick line) and neutrino (brown dotted line) spectra of our prototype SBN compared with M82 data from Fermi-LAT and Veritas (Acero et al. 2015; Acciari et al. 2009). Inverse Compton (magenta dot-dot-dashed), bremsstrahlung (green dot-dashed) and π_0 decay (red dashed) components are shown.

The SN rate is first obtained by fitting the multi-wavelength emission of M82. Second, the SFR is obtained assuming that one supernova is exploding every 100 M_{\odot} converted in new stars. Our fit is compatible with a SN rate in the range $[0.04 - 0.08] \text{ yr}^{-1}$, therefore we adopt as reference value $\mathcal{R}_{SN}^{M82} = 0.06 \text{ yr}^{-1}$ and consequently $\psi_{M82} = 6 M_{\odot} \text{ yr}^{-1}$.

If the *confinement requirement* is satisfied, Eq. (11) shows that the gamma-ray and neutrino luminosities scale linearly with the primary proton injection rate, which in turn is proportional to the rate of supernovae \mathcal{R}_{SN} . We therefore can write the luminosity for a general SBN as linear function of the SFR:

$$f_{\gamma,\nu}^{SBN}(E, \psi) = \left(\frac{\psi}{\psi_{M82}} \right) f_{\gamma,\nu}^{M82}(E), \quad (14)$$

where $f_{\gamma,\nu}^{SBN}$ and $f_{\gamma,\nu}^{M82}$ are respectively the flux densities of gamma rays and neutrinos for a generic SBN and for our prototype. Eq. (14), though well motivated (see also IR- γ scaling Ackermann et al. 2012b, where the IR luminosity is also a SFR tracer), might overestimate the gamma-ray flux at $E \gtrsim \text{TeV}$. This is due to the fact that for SBNi with a higher SFR a stronger gamma-gamma absorption is expected to occur inside the source due to the intense low energy photon fields produced by stars and dust. Such unabsorbed radiation then leads to a larger energy budget for the electromagnetic cascade. By assuming the FIR-OPT background of M82 for each SBN, we do not take into account this effect.

The validity of the linear dependence expressed by Eq. (14) can be tested by comparing the cases of M82 and Arp220. The gamma-ray flux of the prototypical M82 as due to π_0 decays is $L_{\pi_0} \approx 1.82 \times 10^{40} \text{ erg s}^{-1}$ to be compared with $L_{\pi_0} \approx 1.29 \times 10^{42} \text{ erg s}^{-1}$ for Arp220. The corresponding SFR for Arp220 is of the order of $400 M_{\odot} \text{ yr}^{-1}$, which is compatible with results in the literature which range between 260 and $\sim 580 M_{\odot} \text{ yr}^{-1}$ (see, e.g. Groves et al. 2008).

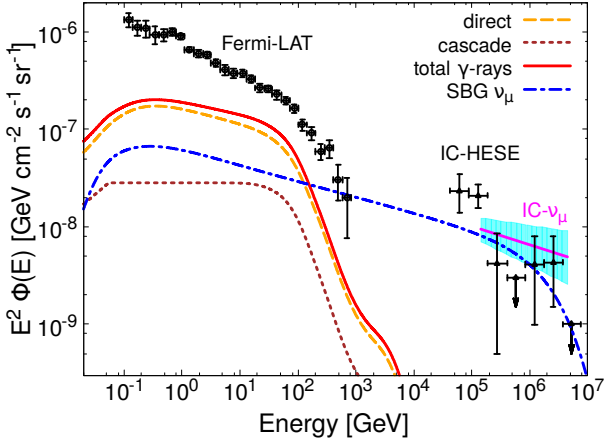


Figure 3. Diffuse gamma-rays (thick red) and single-flavor neutrino (dot-dashed blue) flux of starburst origin computed with our benchmark case and compared with Fermi-LAT EGB (see Ackermann et al. 2015), and neutrino HESE and through-going muon samples (see Taboada 2018; Haack & Wiebusch 2018) (shaded band). The neutrino spectrum is shown with two possible $p_{p,\max}$: 100 PeV c^{-1} (dot-dashed) and 1 PeV c^{-1} (dot-dot-dashed). We also show the individual contribution due to direct gamma rays (orange dashed) and the electromagnetic cascade (brown dotted).

4 RESULTS

Relying on the approach described in Sec. 2 and Sec. 3, we compute the diffuse gamma-ray and neutrino spectra integrating the emitted flux over the cosmological history:

$$\Phi_{\gamma,\nu}(E) = \frac{1}{4\pi} \int d\Omega \int_0^{4.2} dz \frac{dV_C(z)}{dz d\Omega} \times \int_{\psi^*} d \log \psi \Phi_{\text{SFR}}(\psi, z) [1+z]^2 f_{\gamma,\nu}(E[1+z], \psi). \quad (15)$$

Here $dV_C = cD_C^2(z)/[E(z)H_0] dz d\Omega$ is the comoving volume element per redshift interval dz and solid angle $d\Omega$, where in a flat space $D_C(z) = D_L(z)/(1+z)$ and $E(z) = \sqrt{\Omega_M(1+z)^3 + \Omega_\Lambda}$, and the $f_{\gamma,\nu}(E, \psi)$ is the flux density and accounts for the dependence on the SFR given by Eq. (14).

We define as *benchmark case* the diffuse gamma-ray and neutrino flux computed adopting the prototypical SBN described in Sec. 3.2, where we have assumed injection slope $\alpha = 4.2$, maximum momentum $p_{p,\max} = 100 \text{ PeV}$ and SFR $\psi_{\text{M82}} = 6.0 M_\odot \text{ yr}^{-1}$. In the following, we discuss this benchmark case and the impact of changing the value of these three parameters.

As discussed in the introduction, the main constraint in this analysis comes from the blazar contamination of the gamma-ray flux observed by Fermi-LAT in the energy band $50 \text{ GeV} - 2 \text{ TeV}$ (Ackermann et al. 2016; Lisanti et al. 2016). We consider, as firm upper limit for such flux, $\sim 40\%$ of the total EGB observed in that energy band obtained requiring 1σ compatibility with Lisanti et al. (2016) (this corresponds to $\approx 9.6 \times 10^{-10} \text{ ph cm}^{-2} \text{ s}^{-1} \text{ sr}^{-1}$).

In Fig. 3 the results for our benchmark case are shown, for both gamma-rays and neutrinos. For the gamma ray flux we specify the direct and cascade contribution. The neutrino flux refers to a single flavor. The total gamma-ray flux is found to be well below the total EGB in agreement with Ackermann et al. (2015). The gamma ray flux at energies $>$

parameter set	$\Phi_\gamma(E > 50 \text{ GeV}) \frac{10^{-10} \text{ ph}}{\text{cm}^2 \text{ s sr}}$
benchmark case	9.2
$p_{p,\max} = 1 \text{ PeV c}^{-1}$	9.3
$p_{p,\max} = 10 \text{ PeV c}^{-1}$	9.2
$p_{p,\max} = 5 \cdot 10^2 \text{ PeV c}^{-1}$	9.2
$\alpha = 4.3$	6.0
$\alpha = 4.4$	3.5
$\psi_{\text{M82}} = 4 M_\odot \text{ yr}^{-1}$	12.8
$\psi_{\text{M82}} = 8 M_\odot \text{ yr}^{-1}$	7.2

Table 4. Impact on the diffuse gamma-ray flux produced by all SBNi in the energy band $50 \text{ GeV} - 2 \text{ TeV}$ changing the parameters' values with respect to the benchmark case. The benchmark case has $p_{p,\max} = 100 \text{ PeV}$, $\alpha = 4.2$ and $\psi_{\text{M82}} = 6 M_\odot \text{ yr}^{-1}$. We use as upper limit for the EGB flux $9.6 \times 10^{-10} \text{ ph cm}^{-2} \text{ s}^{-1} \text{ sr}^{-1}$.

50 GeV is close to saturating the diffuse background but still compatible with the upper limit (more specifically we obtain $\approx 9.2 \times 10^{-10} \text{ ph cm}^{-2} \text{ s}^{-1} \text{ sr}^{-1}$). This case clearly illustrates the fact that both SBNi and blazars may both be significant contributors to the gamma-ray flux above 50 GeV .

Our computed single flavor neutrino flux is about a factor ~ 2 below the measured HESE for energy below $\sim 200 \text{ TeV}$, whereas it is compatible with neutrino data at higher energies. The discrepancy between our prediction and the observed flux is however within $\sim 2\sigma$. A very good agreement between our computed neutrino flux and the through-going muon data sample (Haack & Wiebusch 2018) (violet line with the 1σ compatibility region shown as an azure band) is found.

In the following we comment on the dependence of the results on the choice of parameters, $p_{p,\max}$, α and ψ_{M82} , to be used for the calculation of the diffuse gamma and neutrino flux. Any set of values for the parameters discussed below is chosen in such a way that a best fit to the multi-wavelength spectrum of M82 can be found. For the different parameters adopted, we calculated the EGB flux integrated in the $50 \text{ GeV} - 2 \text{ TeV}$ range, reported in Tab. 4, and the corresponding neutrino flux, shown in the three panels of Fig. 4.

The top panel of Fig. 4 illustrates the dependence of the results on the slope of the injection spectrum in the prototypical SBN, between 4.2 (benchmark case) and 4.4. Harder injection spectra appear to be ruled out by the multi-wavelength spectrum of M82 (see P18). Steeper spectra, as expected, lead to a smaller flux of neutrinos at the highest energies. The gamma-ray fluxes are also reduced correspondingly. The figure shows that the benchmark case remains the closest to the data and that steeper injection spectra cannot provide a satisfactory description of IceCube data.

The middle panel of Fig. 4 illustrates the impact of changing $p_{p,\max}$, between 1 PeV c^{-1} to 500 PeV c^{-1} . The figure shows that the diffuse neutrino flux is very sensitive to the highest energy reached by accelerated protons in SBNi: for $p_{p,\max} = 500 \text{ PeV c}^{-1}$ and $p_{p,\max} = 10^2 \text{ PeV c}^{-1}$, the neu-

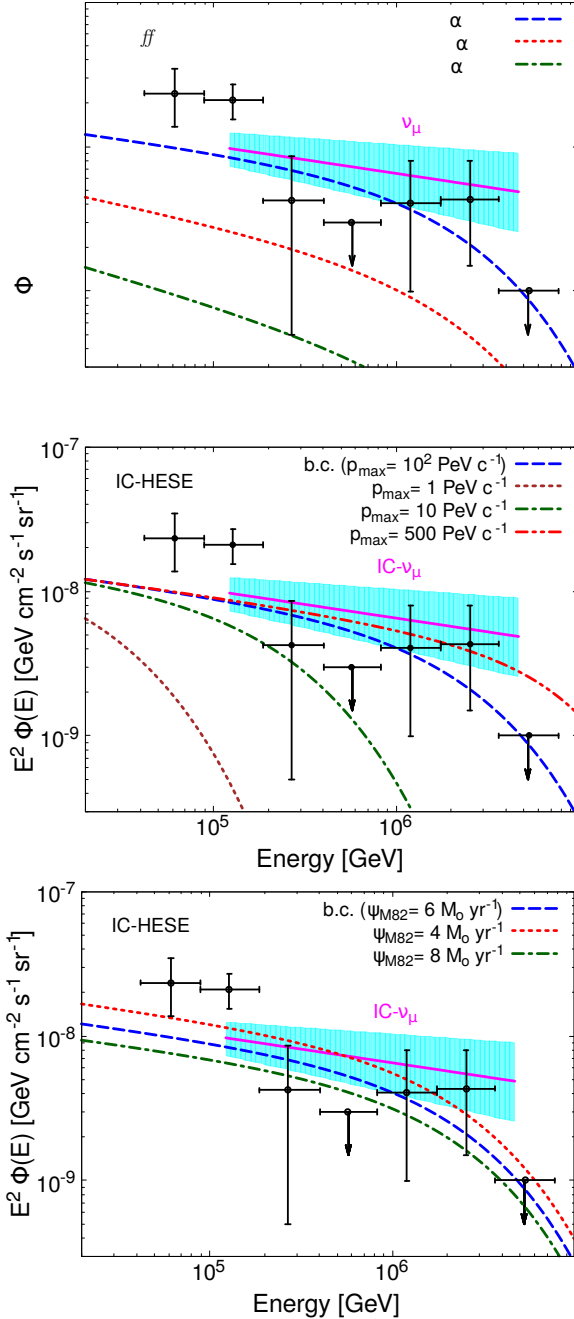


Figure 4. Single flavor neutrino flux calculated by changing the value of the three most relevant parameters, one for each panel. From top to bottom: α , $p_{p,max}$, and ψ_{M82} . The benchmark case (b.c.) has $p_{p,max} = 100$, PeV, $\alpha = 4.2$ and $\psi_{M82} = 6 M_{\odot} \text{ yr}^{-1}$ and it is always plotted as a dashed-blue line, while the remaining curves are as labelled. Black points are HESE neutrinos, while the shaded azure band corresponds to the through-going muon sample (see [Taboada 2018](#); [Haack & Wiebusch 2018](#)).

trino flux starts declining rather steeply at energies between ~ 1 PeV and a few hundred TeV, providing a satisfactory description of the IceCube data. If taken at face value, the case $p_{p,max} = 500 \text{ PeV c}^{-1}$ leads to exceeding the upper limit in the neutrino flux in the last available bin. For $p_{p,max} = 1 \text{ PeV c}^{-1}$ the decline starts at ~ 1 TeV, while leaving the gamma-

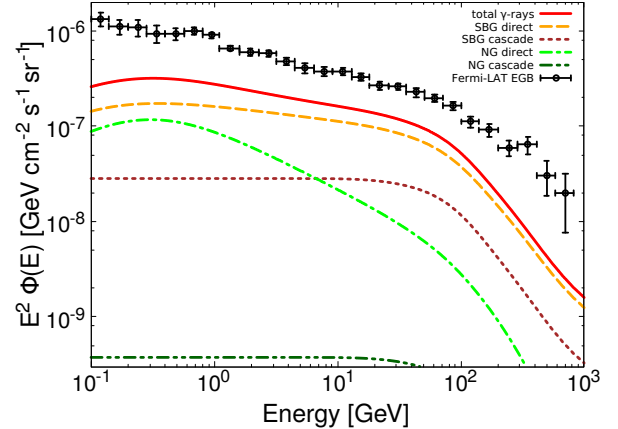


Figure 5. Diffuse gamma-ray background (thick red) produced by the combination of SBGs computed with the benchmark case (dashed orange) and NGs (dot-dashed green) compared with the Fermi-LAT EGB ([Ackermann et al. 2015](#)). The cascade contribution from SBGs (dotted brown) is shown separately from the one of NGs (dot-dot-dashed dark green).

ray flux unchanged (see Table 4). This latter case is clearly unable to describe IceCube data.

Finally, the bottom panel of Fig. 4 shows the impact of a different assumption for the SFR in our M82-like prototype, within the allowed range ($4 - 8 M_{\odot} \text{ yr}^{-1}$). From to Eq. (14), the dependence of the flux normalization on this parameter is linear and does not deeply affect the general result on the neutrino spectrum. On the other hand a value of $\psi_{M82} \lesssim 5 M_{\odot} \text{ yr}^{-1}$ would lead to overproducing gamma-rays, thereby being in tension with the current EGB upper limit (see Table 4).

We also checked the robustness of our results by artificially increasing ψ^* up to $5 M_{\odot} \text{ yr}^{-1}$ and we observed that the impact on the result of our benchmark case is less than a factor 2 in normalization. This weak dependence on ψ^* can be understood analytically from Eq. (15) where $\Phi_{\gamma,\nu} \propto \int d \log \psi \Phi_{\text{SFR}}(\psi) f_{\gamma,\nu}(\psi)$. Accounting for the SFR-dependence of the integrand given by Eq. (14) and Eq. (6), one derives an asymptotic behavior $\Phi_{\gamma,\nu} \sim \int d \psi \psi^{-0.6} \propto \psi^{0.4}$ (valid for values of ψ much below the exponential cut-off of Φ_{SFR}).

The role of normal galaxies

According to Eq. (13), galaxies with a SFR lower than ψ^* do not efficiently confine CRs, therefore we refer to these as normal galaxies (NGs). In NGs, the lack of SBNi determines a lower production rate of neutrinos and likely a diffusion-dominated cosmic-ray transport. As a consequence, the contribution of NGs to the observed neutrino flux can be expected to be negligible. In this section, we focus on their possible contribution to the EGB.

In order to estimate a reliable upper limit of the contribution from NGs, we assume that each of these galaxies has the same prototypical gamma-ray spectrum. We adopt as prototype the Milky Way Global Model (MWGM) inferred from Fermi-LAT observations (see [Ackermann et al. 2012a](#)).

We calculate the gamma-ray flux from NGs using

Eq. (15) where only the integration range is changed from $\psi_{\min} = 10^{-1.5} M_{\odot} \text{ yr}^{-1}$ to ψ^* , with f_{γ} assumed to follow the MWGM.

In Fig. 5 we show the results of the combination of the diffuse gamma-ray flux from SBNi, computed with the benchmark case, together with the contribution from NGs. We find that the contribution of NGs is only comparable to the one of SBGs below ~ 1 GeV, and is reduced to $\lesssim 10\%$ above 10 GeV.

The contribution from NGs to the photon flux at energies $\gtrsim 50$ GeV is $\sim 6\%$ of the one computed for SBNi (at the level of $\sim 2\%$ of the total EGB). We conclude that the inclusion of NGs does not affect the results presented in this paper.

5 ON THE MAXIMUM ENERGY OF CRS IN AN SBN

As discussed above, the possibility to describe the diffuse neutrino background in terms of non thermal emission from SBNi depends in a crucial way on whether the maximum energy of CR protons in sources located inside the nucleus is $\gtrsim 10$ PeV. Here we address the issue of maximum energy in somewhat more physical way: since the main feature of starburst regions is the enhanced rate of star formation and correspondingly higher rate of SN explosions, it is plausible to speculate that particle acceleration may occur at either SN shocks or at shocks developing in the stellar winds that precede the SN explosion. Since both thermal, kinetic energy and CRs are injected in a compact region (the nucleus) and typically result in the launching of fast winds, it is also plausible that particle acceleration may occur at the termination shock of such winds, as discussed by Anchordoqui (2018); Romero et al. (2018) in connection with acceleration of ultra high energy CRs, where anisotropy observations (Aab et al. 2018) and constraints based on the IGRB (Liu et al. 2016) seem to support such a positive UHECR-SBGs association. On the other hand, such shocks are typically located away from the disc so that CRs have to propagate upwind in order to reach the dense regions where interactions are more likely to occur. Hence, in the following we concentrate on particle acceleration at SN shocks and shocks developed in individual stellar winds.

Particle acceleration in individual stellar winds or in collective winds associated with a collection of stars in a cluster is not expected to be different in a starburst galaxy and in our Galaxy, because the energization typically takes place at shocks that are formed inside the winds. In other words, the accelerated material is the wind gas. In the Galaxy this process has been studied by Cesarsky & Montmerle (1983); Webb et al. (1985); Bykov et al. (2011); Zirakashvili & Ptuskin (2019). Based on recent gamma-ray observations Aharonian et al. (2019) proposed that the maximum energy from the association of massive stars regions can reach the order of $\sim 1 - 10$ PeV.

The situation of CR acceleration at SN shocks is more complex since acceleration is expected to take place at the forward shock, which is strongly sensitive to the conditions in the ISM in the starburst nucleus. A rule of thumb is that more turbulence on the *right* scales in general favors particle acceleration, where the word *right* here refers to the scales

where particles' gyration can resonate with the scales in the turbulence. But a crucial ingredient in this type of estimates is the spectral distribution on the turbulence itself, as we discuss below.

For core collapse SNe, the forward shock is expected to first propagate through the wind of the pre-supernova star, where typically the shock also reaches the Sedov phase. The beginning of the Sedov phase is also the time where the highest energy of accelerated particles is reached (Schure & Bell 2013). If the situation is the same in SBNi as it is in our Galaxy, calculations of the highest energy reached at this time is somewhat below ~ 1 PeV, hence not sufficient for the production of neutrinos.

If, on the other hand, the shock reaches the turbulent medium while the SN is still in the ejecta dominated phase, one could wonder if the ISM turbulence may help accelerating to higher energies. Given the large number of SN explosions, we expect the environment of a SBN to be hot and highly turbulent. As reported by Westmoquette et al. (2009) for the case of M82, the ISM in an SBN is highly fragmented in clouds of different dimensions and density, mixed with star clusters, embedded in a highly pressurized ($P/k_B \sim 10^7$ K cm^{-3}) hot medium ($T \sim 10^6$ K and $n \sim 0.5$ cm^{-3}) (see also Stevens et al. 2003; Yoast-Hull et al. 2013). Moreover, given the average separation between clouds and ionizing sources, of the order of a few parsecs (see again Westmoquette et al. 2009), young SNRs are more likely to be found in the high temperature gas phase of low density rather than in dense clouds.

Assuming an ejected mass of the order of $\approx 1M_{\odot}$ and a typical kinetic energy for the SN blastwave of 10^{51} erg one obtains an estimate for the shock speed in the ejecta dominated phase of $u_{\text{sh}} \sim 10^4$ km s^{-1} . In a homogeneous medium the radius of the shock at the beginning of the Sedov phase, where the swept-up mass equals the mass of the ejecta, can be estimated to be $R_S \approx 2.7$ pc.¹ A common practice is to get an estimate of E_{max} by imposing that the diffusion length equals a given fraction of the shock radius, usually assumed of the order of 10% (see, e.g. Lagage & Cesarsky 1983; Blasi et al. 2007; Ptuskin et al. 2010)

$$D(E_{\text{max}}) \approx 0.1 R_S u_{\text{sh}}. \quad (16)$$

Using the diffusion coefficient expressed by Eq. (5) with a Kolmogorov-like magnetic turbulence $\mathcal{F}(k) = (kL)^{-2/3}$, we obtain:

$$E_{\text{max}}^{(K)} \approx 7.5 R_3^3 u_4^3 B_{\text{mG}} L_{\text{pc}}^{-2} \text{ TeV}, \quad (17)$$

where $R_S = 3 R_3$ pc is the Sedov radius, $u_{\text{sh}} = 10^4 u_4$ km s^{-1} is the shock speed, B_{mG} is the magnetic field in mG and L_{pc} is the turbulence coherence length-scale in pc. The inferred value of $E_{\text{max}}^{(K)}$ in this case is clearly exceedingly small to have any impact on neutrino production in the IceCube energy band. Such low energies would also hard to reconcile with observation of TeV photons from M82 and NGC253

As discussed in P18, CR transport in the SBN remains

¹ In this respect, it is interesting to notice that a radio survey of M82 done by Fenech et al. (2010) detected 20 SNRs over a sample of 36 with a radius $R \lesssim 2.7$ pc. Given the assumed SN explosion rate in M82, which ranges between 0.04 and 0.08 yr^{-1} , this result is compatible with all those 20 SNRs being in free expansion phase.

unchanged if the same magnetic field is assumed to be scale invariant, $\mathcal{F}(k) \sim \text{constant}$, which reflects in Bohm diffusion in terms of particle diffusion. This assumption has however tremendous implications in terms of maximum energy of accelerated particles. In the Bohm limit the condition (16) reads:

$$E_{\text{max}}^{(B)} \approx 30 R_3 u_4 B_{\text{mG}} \text{ PeV}. \quad (18)$$

The average magnetic field for starburst nuclei regions is typically inferred $\gtrsim 100 \mu\text{G}$ and might reach a few mG in the nuclear regions of ULIRG like Arp 220 (Torres 2004; Yoast-Hull et al. 2017). In this case a maximum energy in the range 50 – 100 PeV, optimal for neutrino production in the PeV region, can be seen as a manifestation of the high level of turbulence in the nucleus, where SN explosions occur.

One might also wonder if CR induced instabilities may locally enhance the level of turbulence, thereby reducing the acceleration time. These mechanisms are crucial in SNe exploding in our Galaxy, if they are assumed to be the sources of CRs up to the knee. Two such instabilities are especially important: the non-resonant Bell instability (NRI) (Bell 2004; Amato & Blasi 2009) and the amplification driven by CR pressure gradients in an inhomogeneous plasma (Drury & Downes 2012).

As discussed by Bell (2004), the NRI is induced by the CR current when the condition $P_{\text{CR}} u_{\text{sh}}/c > B_0^2/4\pi$ is fulfilled. Since the CR pressure in the shock region is a fraction $\xi_{\text{CR}} = 0.1 \xi_{0.1} < 1$ of the upstream fluid ram pressure $\rho_0 u_{\text{sh}}^2$, the last condition translates to an upper limit for the initial magnetic field which reads:

$$B_0 \ll 260 \sqrt{\xi_{0.1} n_0} u_4^{3/2} \mu\text{G}. \quad (19)$$

For typical conditions in a SBN, this condition is either barely satisfied or not satisfied at all. Even the instability were excited, the saturated magnetic field is, at most, of the same order as the RHS of Eq. (19), thereby making the role of this instability in SBNi very limited.

If density inhomogeneities are present upstream, then the magnetic field can also go through turbulent amplification (see e.g. Drury & Downes 2012; Beresnyak et al. 2009), provided the following condition is fulfilled:

$$u_{\text{sh}} > v_A \sqrt{4\pi} \frac{1}{\xi_{\text{CR}}} \frac{1}{(\delta\rho/\rho_0)} \\ \Rightarrow B < 0.13 \xi_{0.1} \sqrt{n_0} \frac{\delta\rho}{\rho_0} u_4 \text{ mG}, \quad (20)$$

and $\delta\rho/\rho_0$ denotes the strength of the density fluctuations on scales smaller than the size of the CR precursor upstream of the shock. With typical values of the parameters and assuming $\delta\rho/\rho_0 \sim 1$ an amplification of the magnetic field by about an order of magnitude appears plausible, so as to drive an original magnetic field of $\sim 100 \mu\text{G}$ up to the mG level. Notice that the pressure gradient that causes the instability to grow assumes that particle acceleration is already efficient, so as to produce a pronounced CR precursor. Hence this mechanism should be considered mainly as responsible for an increase in the maximum energy of the accelerated particles, while the whole acceleration is probably bootstrapped either due to the ambient magnetic field of the SBN or due to the magnetic field produced through NRI.

We conclude that particle acceleration up to 50 – 100

PeV in sources located in SBNi is plausible although by no means trivial. Observational guidance in assessing this problem is, at this point, crucial.

6 CONCLUSIONS

We have studied the contribution of SBNi to the diffuse flux of gamma rays and HE neutrinos assuming a SFRF approach based on observations (Gruppioni et al. 2015). Requirements on the confinement of protons helped us in defining the properties needed for a galactic nuclear region to be an efficient CR calorimeter. The fluxes of gamma rays and neutrinos then become functions of only injection parameters (α and E_{max}) and lose their dependence on other environmental quantities. Relying on the confinement requirement, we built an SBN prototype model based on CR transport and fit the parameters to the multifrequency electromagnetic spectrum of M82. The model also accounts for gamma-ray absorption both inside the source and during transport on cosmological scales.

If one takes the M82-like prototypical model at face value, the diffuse neutrino flux contributed by SBNi is in agreement with the observed IceCube neutrino flux for $E \gtrsim 200 \text{ TeV}$, while at the same time accounting for about $\sim 40\%$ of the EGB observed by Fermi-LAT at energies $> 50 \text{ GeV}$. This contribution, together with that of blazars would therefore saturate the observed EGB.

The multifrequency spectrum of M82 strongly constrains the spectrum of CRs injected in its SBN. This is due to the fact that CRs lose their energy inside the SBN, so that the equilibrium spectrum approximately reproduces the source spectrum (the only exception is due to the weak energy dependence of the inelastic cross section). This implies that once the spectral shape of the neutrino spectrum is fixed at the highest energies by fitting observations, the low energy part is also fixed. As a consequence, at energies below $\sim 200 \text{ TeV}$ the predicted neutrino flux is about a factor ~ 2 below the data. This conclusion might be affected by the assumption that SBNi can be modelled as M82-like objects with suitable rescaling of their CR content, but at present this appears to be a well justified assumption.

It is also possible that the observed neutrino flux in the lowest energy bins may contain a contribution from other sources, from our own Galaxy (see e.g. Taylor et al. 2014; Neronov & Semikoz 2016; Blasi & Amato 2019) or might even be affected by a contamination due to atmospheric neutrinos (Mascaretti et al. 2019; Mascaretti & Vissani 2019).

In this sense, our results support the picture based on a multi-component interpretation of the global diffuse flux measured by IceCube, as suggested by Palladino et al. (2016); Palladino & Winter (2018). In fact our computed flux of neutrinos of starburst origin is in good agreement with the results of Palladino et al. (2018). The main difference among these conclusions and those of Bechtol et al. (2017) is, we believe, based upon the weight to associate to the first two data points of IceCube.

The robustness of our results has been tested by exploring the parameter space in terms of slope of the injected CR spectrum and maximum energy, SFR of the prototypical SBN and the minimum SFR above which a SBN can be considered as an efficient neutrino factory.

While the level of SFR, if chosen within the astrophysical uncertainties, only marginally affects our general conclusions, changing the CR spectrum can modify our final statements on neutrinos. The maximum energy of accelerated protons is required to be $\gtrsim 50$ PeV. Smaller energies fails to explain the IceCube data, while leaving our conclusions on the diffuse gamma rays unchanged. The slope of the injection spectrum is fixed to be 4.2 because of the constraint to fit the multifrequency spectrum of the prototypical M82-like galaxy. Steeper spectra fail to reproduce neutrino observations. As discussed in P18, if the level of turbulence in the SBN is low or moderate, the diffusion coefficient can be appreciably larger than assumed here. This would imply that at sufficiently high energy diffusion dominates CR transport and the spectrum of gamma rays and neutrinos becomes steeper. In principle this phenomenon would allow us to use some harder injection spectrum of parent protons, thereby making it easier describing the neutrino spectrum with milder problems in the gamma ray band. However such scenarios are problematic in that CRs remain calorimetric at low energies, so that harder spectra would not provide a good fit to our stereotypical SBN.

We briefly discussed the issue of accelerating particles up to $\sim 50 - 100$ PeV necessary to explain neutrino observations. We found that, though not unrealistic, it is not trivial to reach such high energies in sources inside SBNi. The high level of turbulence expected in the SBN as due to repeated SN explosions, possibly in combination with some type of turbulent amplification of the magnetic field upstream might in fact lead to push E_{max} up into the interesting range, $\gtrsim 50$ PeV.

ACKNOWLEDGEMENTS

EP is very grateful to Pierluigi Monaco for his precious help and suggestions. We thanks G. Pagliaroli, A. Palladino and F. Vissani for stimulating discussions at various stages of the development of the manuscript. PB and GM acknowledge the support received through Grants ASI/INAF n. 2017-14-H.O and SKA-CTA-INAF 2016.

REFERENCES

Aab A., et al., 2018, *Astrophys. J.*, 853, L29
Aartsen M. G., et al., 2018a, *Science*, 361, 147
Aartsen M. G., et al., 2018b, *Science*, 361, eaat1378
Abdalla H., et al., 2018, Submitted to: *Astron. Astrophys.*
Abdo A. A., et al., 2010, *Phys. Rev. Lett.*, 104, 101101
Abdollahi S., et al., 2019
Acciari V. A., et al., 2009, *Nature*, 462, 770
Acero F., et al., 2015, *Astrophys. J. Suppl.*, 218, 23
Ackermann M., et al., 2012a, *The Astrophysical Journal*, 755, 164
Ackermann M., et al., 2012b, *ApJ*, 755, 164
Ackermann M., et al., 2015, *Astrophys. J.*, 799, 86
Ackermann M., et al., 2016, *Phys. Rev. Lett.*, 116, 151105
Aharonian F., Bergström L., Dermer C., 2013, *Astrophysics at Very High Energies: Saas-Fee Advanced Course 40. Swiss Society for Astrophysics and Astronomy, Saas-Fee Advanced Course, Volume 40. ISBN 978-3-642-36133-3. Springer-Verlag Berlin Heidelberg, 2013, 40*
Aharonian F., Yang R., de Oña Wilhelmi E., 2019, *Nature Astronomy*, 3, 561

Ahlers M., Halzen F., 2018, *Prog. Part. Nucl. Phys.*, 102, 73
Amato E., Blasi P., 2009, *Mon. Not. Roy. Astron. Soc.*, 392, 1591
Anchordoqui L. A., 2018, *Phys. Rev. D*, 97, 063010
Bechtol K., Ahlers M., Di Mauro M., Ajello M., Vandenbroucke J., 2017, *Astrophys. J.*, 836, 47
Bell A. R., 2004, *MNRAS*, 353, 550
Beresnyak A., Jones T. W., Lazarian A., 2009, *ApJ*, 707, 1541
Berezinskii V. S., Smirnov A. I., 1975, *Ap&SS*, 32, 461
Berezinsky V., Kalashev O., 2016, *Phys. Rev.*, D94, 023007
Blasi P., Amato E., 2019, *Phys. Rev. Lett.*, 122, 051101
Blasi P., Amato E., Caprioli D., 2007, *Monthly Notices of the Royal Astronomical Society*, 375, 1471
Bykov A. M., Gladilin P. E., Osipov S. M., 2011, *Mem. Soc. Astron. Italiana*, 82, 800
Carilli C. L., 1996, *Astronomy and Astrophysics*, 305, 402
Cesarsky C. J., Montmerle T., 1983, *Space Sci. Rev.*, 36, 173
Chang X.-C., Wang X.-Y., 2014, *Astrophys. J.*, 793, 131
Chang X.-C., Liu R.-Y., Wang X.-Y., 2015, *Astrophys. J.*, 805, 95
Delvecchio I., et al., 2014, *Mon. Not. Roy. Astron. Soc.*, 439, 2736
Drury L. O., Downes T. P., 2012, *MNRAS*, 427, 2308
Fenech D., Beswick R., Muxlow T. W. B., Pedlar A., Argo M. K., 2010, *MNRAS*, 408, 607
Förster Schreiber N. M., et al., 2001, *The Astrophysical Journal*, 552, 544
Franceschini A., Rodighiero G., 2018, *Astronomy & Astrophysics*, 614, C1
Gao Y., Solomon P. M., 2004, *The Astrophysical Journal*, 606, 271
Groves B., et al., 2008, *Astrophys. J. Suppl.*, 176, 438
Grupponi C., et al., 2013, *Mon. Not. Roy. Astron. Soc.*, 432, 23
Grupponi C., et al., 2015, *Mon. Not. Roy. Astron. Soc.*, 451, 3419
Haack C., Wiebusch C., 2018, *PoS, ICRC2017*, 1005
He H.-N., Wang T., Fan Y.-Z., Liu S.-M., Wei D.-M., 2013, *Phys. Rev. D*, 87, 063011
Hopkins A. M., Beacom J. F., 2006, *Astrophys. J.*, 651, 142
IceCube Collaboration: Aartsen M., et al., 2013, *Science*, 342
Imanishi M., 2003, *Astrophys. J.*, 599, 918
Kelner S. R., Aharonian F. A., Bugayov V. V., 2006, *Phys. Rev.*, D74, 034018
Kennicutt Jr. R. C., 1998a, *Ann. Rev. Astron. Astrophys.*, 36, 189
Kennicutt Jr. R. C., 1998b, *Astrophys. J.*, 498, 541
Kennicutt R. C., Evans N. J., 2012, *Annual Review of Astronomy and Astrophysics*, 50, 531
Lacki B. C., Thompson T. A., 2013, *The Astrophysical Journal*, 762, 29
Lacki B. C., Thompson T. A., Quataert E., Loeb A., Waxman E., 2011, *The Astrophysical Journal*, 734, 107
Lagage P. O., Cesarsky C. J., 1983, *A&A*, 125, 249
Levenson N. A., Weaver K. A., Heckman T. M., 2001, *Astrophys. J.*, 550, 230
Lisanti M., Mishra-Sharma S., Necib L., Safdi B. R., 2016, *The Astrophysical Journal*, 832, 117
Liu R.-Y., Wang X.-Y., Inoue S., Crocker R., Aharonian F., 2014, *Phys. Rev. D*, 89, 083004
Liu R.-Y., Taylor A. M., Wang X.-Y., Aharonian F. A., 2016, *Phys. Rev. D*, 94, 043008
Loeb A., Waxman E., 2006, *JCAP*, 0605, 003
Madau P., Dickinson M., 2014, *Ann. Rev. Astron. Astrophys.*, 52, 415
Mannucci F., et al., 2003, *Astronomy and Astrophysics*, 401, 519
Mascaretti C., Vissani F., 2019, arXiv e-prints, p. arXiv:1904.11938
Mascaretti C., Blasi P., Evoli C., 2019, arXiv e-prints, p. arXiv:1906.05197
Murase K., Ahlers M., Lacki B. C., 2013, *Phys. Rev.*, D88, 121301
Neronov A., Semikoz D., 2016, *Astroparticle Physics*, 75, 60

- Paglione T. A. D., Marscher A. P., Jackson J. M., Bertsch D. L., 1996, *The Astrophysical Journal*, **460**, 295
- Palladino A., Winter W., 2018, *Astron. Astrophys.*, **615**, A168
- Palladino A., Spurio M., Vissani F., 2016, *JCAP*, **1612**, 045
- Palladino A., Fedynitch A., Rasmussen R. W., Taylor A. M., 2018, arXiv e-prints, p. arXiv:1812.04685
- Peng F.-K., et al., 2016, *The Astrophysical Journal*, **821**, L20
- Peretti E., Blasi P., Aharonian F., Morlino G., 2018, arXiv e-prints, p. arXiv:1812.01996
- Persic M., Rephaeli Y., Arieli Y., 2008, *Astronomy & Astrophysics*, **486**, 143
- Ptuskin V., Zirakashvili V., Seo E.-S., 2010, *Astrophys. J.*, **718**, 31
- Rephaeli Y., Arieli Y., Persic M., 2010, *MNRAS*, **401**, 473
- Romero G. E., Torres D. F., 2003, *The Astrophysical Journal*, **586**, L33
- Romero G. E., Müller A. L., Roth M., 2018, *A&A*, **616**, A57
- Rybicki G. B., Lightman A. P., 1986, *Radiative Processes in Astrophysics*. Wiley-VCH
- Schure K. M., Bell A. R., 2013, *MNRAS*, **435**, 1174
- Stecker F. W., 2007, *Astropart. Phys.*, **26**, 398
- Stevens I. R., Read A. M., Bravo-Guerrero J., 2003, *Mon. Not. Roy. Astron. Soc.*, **343**, L47
- Subedi P., et al., 2017, *ApJ*, **837**, 140
- Sudoh T., Totani T., Kawanaka N., 2018, *Publ. Astron. Soc. Jap.*, **70**, Publications of the Astronomical Society of Japan, Volume 70, Issue 3, 1 June 2018, 49, <https://doi.org/10.1093/pasj/psy039>
- Taboada I., 2018, A View of the Universe with the IceCube and ANTARES Neutrino Telescopes, [doi:10.5281/zenodo.1286919](https://doi.org/10.5281/zenodo.1286919), <https://doi.org/10.5281/zenodo.1286919>
- Tamborra I., Ando S., Murase K., 2014, *JCAP*, **1409**, 043
- Taylor A. M., Gabici S., Aharonian F., 2014, *Phys. Rev.*, **D89**, 103003
- Thompson T. A., Quataert E., Waxman E., Loeb A., 2006a, arXiv Astrophysics e-prints,
- Thompson T. A., et al., 2006b, *The Astrophysical Journal*, **645**, 186
- Torres D. F., 2004, *The Astrophysical Journal*, **617**, 966
- Wang X., Fields B. D., 2018, *MNRAS*, **474**, 4073
- Webb G. M., Axford W. I., Forman M. A., 1985, *ApJ*, **298**, 684
- Westmoquette M. S., et al., 2009, *ApJ*, **706**, 1571
- Wik D. R., et al., 2014, *The Astrophysical Journal*, **797**, 79
- Williams P. K. G., Bower G. C., 2010, *The Astrophysical Journal*, **710**, 1462
- Yoast-Hull T. M., 2015, PhD thesis, The University of Wisconsin - Madison
- Yoast-Hull T. M., Everett J. E., Gallagher J. S., Zweibel E. G., 2013, *Astrophys. J.*, **768**, 53
- Yoast-Hull T. M., III J. S. G., Zweibel E. G., Everett J. E., 2014, *Astrophys. J.*, **780**, 137
- Yoast-Hull T. M., Gallagher J. S., Aalto S., Varenus E., 2017, *Mon. Not. Roy. Astron. Soc.*, **469**, L89
- Yuksel H., Kistler M. D., Beacom J. F., Hopkins A. M., 2008, *Astrophys. J.*, **683**, L5
- Zirakashvili V. N., Ptuskin V. S., 2019, in *Journal of Physics Conference Series*. p. 012033 (arXiv:1808.00107), [doi:10.1088/1742-6596/1181/1/012033](https://doi.org/10.1088/1742-6596/1181/1/012033)
- de Cea del Pozo E., Torres D. F., Rodriguez Marrero A. Y., 2009, *The Astrophysical Journal*, **698**, 1054

APPENDIX A: REDSHIFT EFFECT ON FLUX

The arrival flux of gamma rays and neutrinos observed at energy E_0 can be easily calculated from the number of photons

or neutrinos produced at the source with energy $E = E_0(1+z)$ as:

$$\frac{df_\gamma(E_0)}{dE_0} = \frac{dN_\gamma(E_0)}{dS dt_0 dE_0} = (1+z)^2 \frac{\varphi_\gamma(E_0[1+z])}{4\pi d_L^2(z)} e^{-\tau_{\gamma\gamma}(E_0,z)} \quad (\text{A1})$$

$$\frac{df_\nu(E_0)}{dE_0} = \frac{dN_\nu(E_0)}{dS dt_0 dE_0} = (1+z)^2 \frac{\varphi_\nu(E_0[1+z])}{4\pi d_L^2(z)} \quad (\text{A2})$$

where z is the redshift, $d_L(z)$ the luminosity distance and $\tau_{\gamma\gamma}$ is the gamma-ray optical depth as computed by Franceschini & Rodighiero (2018).

APPENDIX B: DERIVATION OF THE ASYMPTOTIC BEHAVIOR OF ELECTROMAGNETIC CASCADE SPECTRUM

A high-energy gamma ray escaping a source has to traverse a further opaque medium before reaching the Earth. The intergalactic medium (IGM) filled by photons of the cosmic microwave background (CMB) and by extragalactic background light (EBL) photons, can be highly opaque already at $\sim 10^2$ GeV. If a gamma ray is absorbed its energy is reprocessed in the electromagnetic cascade. This process, as discussed in detail in Berezhinsky & Kalashev (2016), consists in a transfer of energy from very energetic gamma rays and leptons into photons, whose spectrum is displaying universal features. Gamma rays transfer their energy to leptons via pair production and leptons upscatter low energy target radiation producing high-energy photons. This process can be divided in three main phases: leading particle regime, cascade multiplication and low-energy regime, and it ends when the interaction length for electrons is longer than their distance to the Earth. The approach we adopt for the computation of the cascade spectrum is inspired by the analytic approach proposed in Berezhinsky & Kalashev (2016), where it is assumed that the cascade has enough time to fully develop and that the low-energy photon background can be approximated by delta functions:

$$n_{ph}(z, \epsilon_1) = C_{\text{CMB}}(z)\delta[\epsilon_1 - \epsilon_{\text{CMB}}(z)] + C_{\text{EBL}}(z)\delta[\epsilon_1 - \epsilon_{\text{EBL}}(z)], \quad (\text{B1})$$

where C_j and ϵ_j are the redshift-dependent normalization constant and the energy of the peak of the photon field $j = \text{EBL}$ or CMB .

The leading particle regime takes place at the highest energies where, as discussed in Aharonian et al. (2013), the pair production transfers the energy of the parent photons preferentially to only one of the two leptons, and the inverse Compton scattering takes place in Klein-Nishina regime. During this phase both pair production and inverse Compton involve the CMB because of its dominant number density. When the energy of a gamma-ray is lower than $\mathcal{E}_1^{\text{CMB}}(z) = m_e^2 c^4 / \epsilon_{\text{CMB}}(z)$, the cascade enters its second stage, namely the cascade multiplication, where the EBL becomes the target photon field for the pair-production, whereas the inverse Compton keeps on upscattering the most numerous CMB, in Thomson regime from now on. In the cascade multiplication, the upscattered radiation is reprocessed in the cascade if it is energetic enough to interact again with the EBL, namely if $E_1 \geq \mathcal{E}_{\gamma,1}(z) = m_e^2 c^4 / \epsilon_{\text{EBL}}(z)$, otherwise the Universe becomes transparent and it reaches us

as a part of the high energy branch of the cascade spectrum. The electron-positron pairs produced during the cascade multiplication supply a new generation of gamma-rays that can keep on the cascade down to the critical Lorentz factor $\gamma_{min} = \mathcal{E}_{\gamma,1}(z)/2m_e c^2$, where the upscattered photons have the critical energy $\mathcal{E}_{X,1}(z) = 4\gamma_{min}^2 \epsilon_{\text{CMB}}(z)/3 = m_e^2 c^4 \epsilon_{\text{CMB}}(z)/3\epsilon_{\text{EBL}}^2(z)$.

The asymptotic shape of the universal spectrum of the electromagnetic cascade can be determined considering that the overall number of electrons of energy E_e appearing in the entire cascade history $n_e(E_e) = \int dt q_e^{\text{cas}}(E_e^*, t) \delta[E_e^* - E_e]$ is constant for $E_e \leq E_{e,min} = \gamma_{min} m_e c^2$, and proportional to E_e^{-1} at higher energy. The inverse Compton origin of the cascade photons imply $E_\gamma \propto E_e^2$, therefore the energy conservation can be applied as follows:

$$E_\gamma dn_\gamma(E_\gamma) \propto n_e(E_e) dE_e, \quad (\text{B2})$$

where dE_e is the energy lost by electrons of energy E_e , and dn_γ is the number of photons upscattered at the energy E_γ . Considering the relation between E_e and E_γ , and the energy dependence of n_e , Eq. B2 reads

$$\frac{dn_\gamma(E_\gamma)}{dE_\gamma} \propto \frac{dE_e}{dE_\gamma} \frac{1}{E_\gamma} n_e(E_e) \propto \frac{1}{E_e^3} \begin{cases} \text{const} & E_e \leq E_{e,min} \\ E_e^{-1} & E_e \geq E_{e,min} \end{cases} \quad (\text{B3})$$

$$\propto \begin{cases} E_\gamma^{-3/2} & E_\gamma \leq \mathcal{E}_X \\ E_\gamma^{-2} & E_\gamma \leq \mathcal{E}_X \leq \mathcal{E}_\gamma \\ 0 & E_\gamma \geq \mathcal{E}_\gamma \end{cases} \quad (\text{B4})$$

where the critical energies \mathcal{E}_X and \mathcal{E}_γ , and so the spectrum dn_γ/dE_γ are redshift dependent.

In our calculation, instead of assuming a sharp cut off at \mathcal{E}_γ , we consider the proper suppression due to the EBL+CMB optical depth $\tau_{\gamma\gamma}(E, z)$. The cascade normalization is computed by assuming that it fully develops at the same redshift where cascading gamma-rays are emitted and fully converting the energy of absorbed photons in energy density of the cascade. At fixed redshift the cascade energy content is computed as:

$$\int dE E f_{\text{cas}}(E, z) = \mathcal{N}_{\text{SBG}}(z) \int dE E f_{\text{SBG}}(E, z) [1 - e^{-\tau_{\gamma\gamma}(E, z)}], \quad (\text{B5})$$

where $\mathcal{N}_{\text{SBG}}(z)$ is the number of SBGs at a given redshift z , f_{cas} is the cascade photon flux and f_{SBG} is the emitted flux from the starburst.

This paper has been typeset from a $\text{\TeX}/\text{\LaTeX}$ file prepared by the author.