

Towards Hierarchical Importance Attribution: Explaining Compositional Semantics for Neural Sequence Models

Xisen Jin[§], Junyi Du[§], Zhongyu Wei[†], Xiangyang Xue[†], Xiang Ren[§]

[§]University of Southern California

[†]Fudan University

{xisenjin, junyidu, xiangren}@usc.edu

{zywei, xyxue}@fudan.edu.cn

Abstract

The impressive performance of neural networks on natural language processing tasks attributes to their ability to model complicated word and phrase interactions. Existing flat, word level explanations of predictions hardly unveil how neural networks handle compositional semantics to reach predictions. To tackle the challenge, we study hierarchical explanation of neural network predictions. We identify non-additivity and independent importance attributions within hierarchies as two desirable properties for highlighting word and phrase interactions. We show prior efforts on hierarchical explanations, e.g. contextual decomposition, however, do not satisfy the desired properties mathematically. In this paper, we propose a formal way to quantify the importance of each word or phrase for hierarchical explanations. Following the formulation, we propose Sampling and Contextual Decomposition (SCD) algorithm and Sampling and Occlusion (SOC) algorithm. Human and metrics evaluation on both LSTM models and BERT Transformer models on multiple datasets show that our algorithms outperform prior hierarchical explanation algorithms. Our algorithms apply to hierarchical visualization of compositional semantics, extraction of classification rules and improving human trust of models.

1 Introduction

Recent advances in deep neural networks have led to impressive results on a range of natural language processing (NLP) tasks, by learning latent, compositional vector representations of text data (Peters et al., 2018; Devlin et al., 2018; Liu et al., 2019b). However, interpretability of the predictions given by these complex, “black box” models has always been a limiting factor for use cases that require explanations of the features involved in modeling (e.g., words

and phrases) (Guidotti et al., 2018; Ribeiro et al., 2016). Prior efforts on enhancing model interpretability have focused on either constructing models with intrinsically interpretable structures (Bahdanau et al., 2015; Liu et al., 2019a), or developing post-hoc explanation algorithms which can explain model predictions without elucidating the mechanisms by which model works (Mohseni et al., 2018; Guidotti et al., 2018). Among these work, post-hoc explanation has come to the fore as they can operate over a variety of trained models while not affecting predictive performance of models.

Towards post-hoc explanation, a major line of work, additive feature attribution methods (Lundberg and Lee, 2017; Ribeiro et al., 2016; Binder et al., 2016; Shrikumar et al., 2017), explain a model prediction by assigning importance scores to individual input variables. However, these methods may not work for explaining compositional semantics in natural language (e.g., phrases or clauses), as the importance of a phrase often is non-linear combination of the importance of the words in the phrase. Contextual decomposition (CD) (Murdoch et al., 2018) and its hierarchical extension (Singh et al., 2019) go beyond the additive assumption and compute the contribution *solely made by a word/phrase* to the model prediction, by decomposing the output variables of the neural network at each layer. Using the contribution scores so derived, these algorithms generate hierarchical explanation on how the model captures phrase interactions in making predictions, exemplified with Figure 1.

However, prior works on contextual decomposition have not studied phrase interactions in a formal context. As a result, this line of works focused on exploring model-specific decompositions based on their empirical performance. In contrast, we revisit the definition of phrase inter-

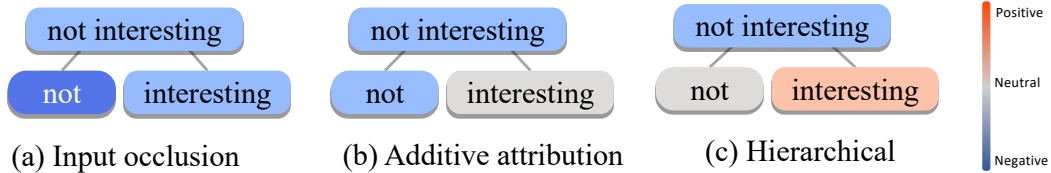


Figure 1: Different explanation algorithms. (a) Input occlusion assigns a negative score for the word “interesting”, as the sentiment of the phrase becomes less negative after removing “interesting” from the original sentence. (b) Additive attributions assign importance scores for words “not” and “interesting” by linearly distributing contribution score of “not interesting”, exemplified with Shapley Values (Shapley, 1997). Intuitively, only (c) Hierarchical explanations highlight the negative interaction between the words “not” and “interesting”.

actions with a formal perspective. Following how interactions are defined in game theory (Fujimoto et al., 2006), we rationalize that phrase interactions can be explained by observing differences of the importance of the combined phrase the sum of the importance of the two component phrases on its own. The key challenge is therefore to formulate the importance of a phrase on its own, i.e., context independent importance of a phrase. However, while contextual decomposition algorithms try to decompose the individual contributions from given phrases for explanation, we show neither of them satisfy this context independence property mathematically.

In this paper, we propose a formal way to quantify context independent importance of each individual word/phrase. We propose *N-context independent importance*, defined as the difference of model output after masking out the phrase, marginalized over all possible *N*-word context surrounding the phrase in the sentence. We propose two explanation algorithms according to our formulation, namely the Sampling and Contextual Decomposition algorithm (SCD), which overcomes the weakness of contextual decomposition algorithms, and the Sampling and OCclusion algorithm (SOC), which is simple, model-agnostic, and performs competitively against prior lines of algorithms. Quantitative studies involving automatic metrics and human evaluation on sentiment analysis and relation extraction tasks on LSTM and BERT models show that our algorithms generate more reliable hierarchical explanations. Our algorithms apply to hierarchical visualization of compositional semantics captured by models, classification rule extraction, and improving human trust of models.

In summary, our work makes the following contributions: (1) we identify the key challenges in

generating post-hoc hierarchical explanations and propose a mathematically sound way to quantify context independent importance of words and phrases for hierarchical explanations; and (2) based on the formulation, we develop two effective hierarchical explanation algorithms; and (3) both experiments using automatic evaluation metrics and human evaluation demonstrate that the proposed explanation algorithms outperform the compared methods (with both LSTM and Transformer as base models) over several datasets.

2 Preliminaries

2.1 Post-hoc Explanations of Neural Sequence Models

We consider a sequence of low-dimensional word embeddings $\mathbf{x}_{1:T} := (\mathbf{x}_1, \mathbf{x}_2, \dots, \mathbf{x}_T)$, or denoted as \mathbf{x} for brevity, as the input to a neural sequence model, such as standard RNNs, LSTM (Hochreiter and Schmidhuber, 1997) and Transformers (Vaswani et al., 2017). These neural models extract latent, compositional representations $\mathbf{h}_{1:T}$ from the input sequence \mathbf{x} , and feed these vectors to a prediction layer to generate output in the label space (e.g., sentiment polarity of a sentence). For LSTM, we use the last hidden vector \mathbf{h}_T to give unnormalized prediction scores $s(\mathbf{x}) \in \mathbb{R}^{d_c}$ over d_c label classes as follows.

$$s(\mathbf{x}) = \mathbf{W}_l \mathbf{h}_T, \quad (1)$$

where $\mathbf{W}_l \in \mathbb{R}^{d_c \times d_h}$ is a trainable weight matrix. For Transformers, the representation corresponding to the “[CLS]” token at the final layer is fed to the prediction layer to generate scores $s(\mathbf{x})$.

Towards post-hoc explanation, a notable line of work, additive feature attribution methods (Ribeiro et al., 2016; Shrikumar et al., 2017; Sundararajan et al., 2017), measure word-level importance to the model prediction $s(\mathbf{x})$ by attribut-

ing a importance score $\phi(\mathbf{x}_i, \mathbf{x})$ to each word in the input sequence $\mathbf{x}_i \in \mathbf{x}$. However, the additive assumption hinders these methods from explaining the complex interactions between words and compositional semantics in a sentence (e.g., modeling negation, transition, and emphasis in sentiment classification), as shown in Figure 1.

2.2 Hierarchical Explanations via Contextual Decomposition

To capture non-linear compositional semantics, contextual decomposition (CD) (Murdoch et al., 2018) assigns non-additive importance scores for words and phrases. The idea behind CD is to decompose the model outputs into two sets of contributions: the contribution solely from a given phrase, and that involving other factors.

Starting from the input layer, CD decomposes the output of each layer \mathbf{h} into the sum of two terms, β and γ . CD defines a set of decomposition rules so that β stands for the contribution solely from the given phrase \mathbf{p} , and γ stands for the contribution involving other factors. For example, at the input layer, CD decompose the input word embedding \mathbf{x}_t as $\beta = \mathbf{x}_t$ and $\gamma = 0$ if the word lies in the given phrase \mathbf{p} , and $\beta = 0$, $\gamma = \mathbf{x}_t$ otherwise. At the linear layer $\mathbf{h}' = \mathbf{W}\mathbf{h} + \mathbf{b}$, given its input \mathbf{h} decomposed as $\beta + \gamma$, the output is decomposed as $\beta' = \mathbf{W}\beta$ and $\gamma' = \mathbf{W}\gamma + \mathbf{b}$. When dealing with non-linear activation $\mathbf{h}' = \sigma(\mathbf{h})$, CD computes the contribution solely from the phrase \mathbf{p} as the average activation differences caused by β assuming γ is present or absent,

$$\beta' = \frac{1}{2}[\sigma(\beta + \gamma) - \sigma(\gamma)] + \frac{1}{2}[\sigma(\beta) - \sigma(0)] \quad (2)$$

Following the decomposition rules introduced above, CD decomposes all the intermediate outputs starting from the input layer, until it obtains the decomposition for the model prediction $s(x) = \beta + \gamma$. The β term is treated as the contribution solely from the given phrase \mathbf{p} .

As a follow-up study, Singh et al. (2019) extends CD algorithm to other families of neural network architectures, and proposes agglomerative contextual decomposition algorithm (ACD). ACD modifies the decomposition rules for linear layer and activation functions. The explanation then builds a hierarchical layout by agglomerative clustering over phrase level importance scores.

2.3 Quantifying Phrase Interactions

Compared to additive word level explanations, hierarchical explanations highlight complicated interactions between words and phrases due to their non-additivity. CD quantitatively evaluate interactions between two neighboring phrases by computing the difference between the importance of the combined phrase and the sum of the importance of each individual phrase. Intuitively, it measures the surplus of importance from combining two phrases. Formally, the interaction between two neighboring phrases is calculated as,

$$\mathcal{I}(\mathbf{p}_1, \mathbf{p}_2) = \phi(\mathbf{p}_1; \mathbf{p}_2, \mathbf{x}) - [\phi(\mathbf{p}_1, \mathbf{x}) + \phi(\mathbf{p}_2, \mathbf{x})] \quad (3)$$

where $\mathbf{p}_1; \mathbf{p}_2$ notes for concatenation of two phrases.

We further identify the formulation is similar in its form to marginal interactions in cooperative game theory (Fujimoto et al., 2006), where each word corresponds to a *player*, and each phrase corresponds to a *coalition* of players. Each game is also characterized by a function $v(\cdot)$ that maps a set to a scalar, which evaluates the *worth* of a coalition. Given a set of context words S , the *marginal interaction* between \mathbf{p}_1 and \mathbf{p}_2 is defined as,

$$\begin{aligned} \mathcal{I}_S(\mathbf{p}_1, \mathbf{p}_2) = & v(S \cup \mathbf{p}_1; \mathbf{p}_2) - v(S) \\ & - [v(S \cup \mathbf{p}_1) - v(S) + v(S \cup \mathbf{p}_2) - v(S)] \end{aligned} \quad (4)$$

Eq. 3 can be interpreted as marginal interactions if $\phi(\mathbf{p}, \mathbf{x})$ could correspond to the term $v(S \cup \mathbf{p}) - v(S)$ in Eq. 4, also known as *marginal contribution* of \mathbf{p}_1 to S . Note that $v(S \cup \mathbf{p}_1) - v(S)$ is not a function of \mathbf{p}_2 . Therefore, we expect $\phi(\mathbf{p}_1, \mathbf{x})$ not to be a function of \mathbf{p}_2 . Similarly, $\phi(\mathbf{p}_2, \mathbf{x})$ should not be a function of \mathbf{p}_1 either. Intuitively, it indicates the importance of \mathbf{p}_1 and \mathbf{p}_2 should be evaluated independently of each other so that Eq. 3 could be interpreted as marginal interactions.

Limitations of CD and ACD. Unfortunately, while CD tries to construct decomposition so that β terms represent the contributions solely from a given phrase, the fact is that the assigned importance scores depend on all other words in the sentence mathematically. It is because the computation of β involves the γ term of a specific input sentence in Eq. 2 (see Figure 2(a) for visualization). The same argument holds for ACD. See appendix for details.

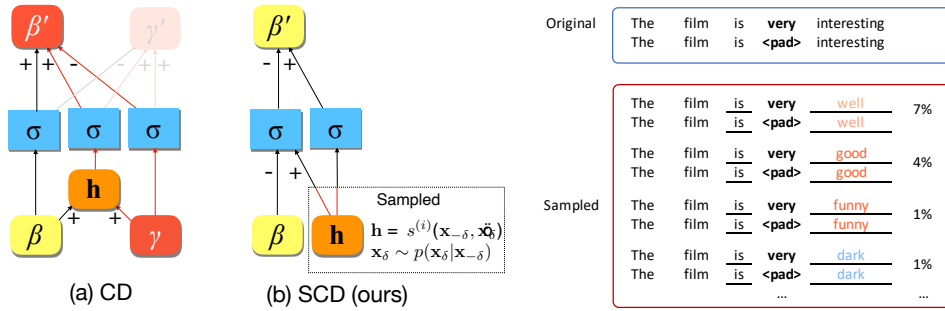


Figure 2: (Left) Illustration of the CD and SCD at calculating the decomposition for $\mathbf{h} = \sigma(\beta + \gamma)$, following Eq. 2. Red lines indicate computation that make CD explanations dependent on the words outside the give phrase. (Right) Illustration of the sampling step $\hat{\mathbf{x}}_{\delta} \sim p(\hat{\mathbf{x}}_{\delta} | \mathbf{x}_{-\delta})$ for calculating the importance of the word *very* in SOC and SCD, with size of context $N = 1$. The padding operation is for SOC.

3 Methodology

A formal look at interactions shows that non-additivity is not the only requirement for hierarchical explanations: In order that Eq. 3 stands for marginal interactions, we expect that the importance of two phrases to be evaluated independently *at least* between each other. We may further restrict the importance of a phrase is evaluated independently of any other context words, *i.e.*, letting $S = \phi$ in Eq. 4. In this way, we construct a *bottom-up* hierarchy as in prior works (Singh et al., 2019), which explains how the semantics of a given sentence build-up from individual words: starting from individual words at the bottom layer, each word and phrase gets an importance score assuming its context words have not been observed, up to the the full sentence at the top layer. In this section, we propose a formal measure of such context independent importance of phrases, and propose derive two algorithms from the formulation. Nevertheless, we note here the proposed formulation and algorithms also simply apply to explanation of context-dependent interactions and we place the discussion in appendix.

3.1 N -Context Independent Importance

Given a phrase $\mathbf{p} := \mathbf{x}_{i:j}$ appearing in a specific input $\mathbf{x}_{1:T}$, we first relax our setting and define the importance of a phrase independent of all the possible N -word contexts adjacent to it. The *N -context independent importance* is defined as the output difference after masking out the phrase \mathbf{p} , marginalized over all the possible N -word contexts, denoted as $\hat{\mathbf{x}}_{\delta}$, around \mathbf{p} in the input \mathbf{x} . For an intuitive example, to evaluate the context independent importance up to one word of *very* in the sentence *The film is very interesting* in a sentiment analysis model, we sample possible adjacent

words before and after the word *very*, and average the prediction differences after some practice of masking the word *very*. In Figure 2 (Right), we illustrated an example for the sampling and masking steps. Context independent importance is formally written as,

$$\phi(\mathbf{p}, \mathbf{x}) = \mathbb{E}_{\hat{\mathbf{x}}_{\delta}} [s(\mathbf{x}_{-\delta}; \hat{\mathbf{x}}_{\delta}) - s(\mathbf{x}_{-\delta} \setminus \mathbf{p}; \hat{\mathbf{x}}_{\delta})], \quad (5)$$

where $\mathbf{x}_{-\delta}$ denotes the resulting sequence after masking out an N -word context surrounding the phrase \mathbf{p} from the input \mathbf{x} . Here, $\hat{\mathbf{x}}_{\delta}$ is a N -word sequence sampled from a distribution $p(\hat{\mathbf{x}}_{\delta} | \mathbf{x}_{-\delta})$, which is conditioned on the phrase \mathbf{p} as well as other words in the sentence \mathbf{x} . We use $s(\mathbf{x}_{-\delta}; \hat{\mathbf{x}}_{\delta})$ to denote the model prediction score after replacing the original context words $\mathbf{x}_{-\delta}$ with a sampled N -word context $\hat{\mathbf{x}}_{\delta}$. We use $\mathbf{x} \setminus \mathbf{p}$ to denote the operation of masking out the phrase \mathbf{p} from the input sentence \mathbf{x} .

Following the notion of N -context independent importance, we define *context-independent importance* of a phrase \mathbf{p} by increasing the size of the context N to sufficiently large (*e.g.*, length of the sentence). The context independent importance can be equivalently written as follows.

$$\phi^g(\mathbf{p}) = \mathbb{E}_{\mathbf{x}} [s(\mathbf{x}) - s(\mathbf{x} \setminus \mathbf{p}) | \mathbf{p} \subseteq \mathbf{x}]. \quad (6)$$

While it is possible to approximate the expectations in Eqs. 5 and 6 by directly sampling from the training text corpus, it is common that a phrase occurs sparsely in the corpus. Therefore, we approximate the expectation by sampling from a language model pre-trained using the training corpus. The language model helps model a smoothed distribution of $p(\hat{\mathbf{x}}_{\delta} | \mathbf{x}_{-\delta})$. In practice, our explanation algorithms implement N -context independent importance following Eq. 5, where the size of the

neighborhood N is a parameter to be specified to approximate context-independent importance.

3.2 Sampling and Contextual Decomposition Algorithm

Recall that the basic idea of CD is to decompose the output at each layer as the sum of β and γ terms, where β terms note for the contribution *solely* from the given phrase \mathbf{p} . For activation functions $\mathbf{h}' = \sigma(\mathbf{h})$, CD calculates β' terms by averaging the activation difference caused by β supposing that γ is present or absent (Eq. 2). However, this formulation causes β' terms to be context dependent because the calculation relies on γ terms that involves information about context words of the phrase \mathbf{p} . To eliminate the dependence, we modify the activation decomposition step in CD and propose Sampling and Contextual Decomposition algorithm (SCD), where we define β' as the expected activation difference caused by β for possible γ associated with β .

$$\begin{aligned}\beta' &= \mathbb{E}_\gamma[\sigma(\beta + \gamma) - \sigma(\gamma)] \\ &= \mathbb{E}_\mathbf{h}[\sigma(\mathbf{h}) - \sigma(\mathbf{h} - \beta)],\end{aligned}\quad (7)$$

By taking an expectation over γ , the dependence is eliminated. The decomposition defined above is a layer-wise application of the N -context independent importance in Eq. 6, where the masking operation $\mathbf{x} \setminus \mathbf{p}$ is implemented as calculating $\mathbf{h} - \beta$ following the line of CD algorithms. Figure 2(b) provides a visualization for the decomposition.

Algorithmic Details. We estimate the expectation in Eq. 7 by first sampling a set of N -word contexts of the phrase \mathbf{p} with a LSTM language model of both directions pretrained on the training set, where we mask the words that are not conditioned in $p(\hat{\mathbf{x}}_\delta | \mathbf{x}_{-\delta})$. Some expensive but precise sampling options include performing Gibbs sampling from a masked language model (Wang et al., 2019). We replace the specific N -word context of the phrase \mathbf{p} in the input \mathbf{x} with sampled ones and feed each of them into the classifier model. We then record the inputs of each activation functions for each of input sequence. For i -th non-linear activation function, we note the obtained sample set as $\mathcal{S}_\mathbf{h}^{(i)}$. Then, the decomposition of the i -th non-linear activation function is calculated as,

$$\beta' = \frac{1}{|\mathcal{S}_\mathbf{h}^{(i)}|} \sum_{\mathbf{h} \in \mathcal{S}_\mathbf{h}^{(i)}} [\sigma(\mathbf{h}) - \sigma(\mathbf{h} - \beta)] \quad (8)$$

Some neural models such as Transformers involve operations that normalize over different dimensions of a vectors, e.g. softmax functions and layer normalization operations. We observe improved performance by not decomposing the normalizer of these terms when the phrase \mathbf{p} is shorter than a threshold, assuming that the impact of \mathbf{p} to the normalizer can be ignored.

3.3 Sampling and Occlusion Algorithm

We show it is possible to fit input occlusion (Li et al., 2016) algorithms into our formulation. Input occlusion algorithms calculate the importance of \mathbf{p} specific to an input example \mathbf{x} by observing the prediction difference after replacing the phrase \mathbf{p} with padding tokens, noted as $\mathbf{0}_\mathbf{p}$,

$$\phi(\mathbf{p}, \mathbf{x}) = s(\mathbf{x}) - s(\mathbf{x}_{-\mathbf{p}}; \mathbf{0}_\mathbf{p}) \quad (9)$$

It is obvious that importance score assigned by the input occlusion algorithm is dependent on all the context words of \mathbf{p} in \mathbf{x} . To eliminate the dependence, we replace the N -context words of the phrase \mathbf{p} with sampled ones. This leads to the Sampling and Occlusion (SOC) algorithm, which calculates the average prediction difference after masking the phrase for each replacement of neighboring words in the input example. SOC is advantageous in that it is model-agnostic and easy to implement.

Algorithmic Details. Similar to SCD, SOC also samples N -word context of the given phrase \mathbf{p} with the trained language model. Let \mathcal{S} note for the set of samples where the N -word context of the phrase \mathbf{p} in \mathbf{x} is replaced with sampled context $\hat{\mathbf{x}}_\delta$. For each sample in \mathcal{S} , we compute the model prediction differences after replacing the phrase \mathbf{p} with padding tokens. The importance $\phi(\mathbf{p}, \mathbf{x})$ is then calculated as the average prediction differences. Formally, we calculate,

$$\phi(\mathbf{p}, \mathbf{x}) = \frac{1}{|\mathcal{S}|} \sum_{\mathbf{x}_\delta \in \mathcal{S}} [s(\mathbf{x}_{-\delta}; \mathbf{x}_\delta) - s(\mathbf{x}_{-\{\delta, \mathbf{p}\}}; \mathbf{x}_\delta; \mathbf{0}_\mathbf{p})]. \quad (10)$$

4 Experiments

We evaluate explanation algorithms on both shallow LSTM models and deep fine-tuned BERT Transformer (Devlin et al., 2018) models. We use two sentiment analysis datasets, namely the Stanford Sentiment Treebank-2 (SST-2) dataset (Socher et al., 2013) and the Yelp Sentiment Polarity dataset (Zhang et al., 2015), as well

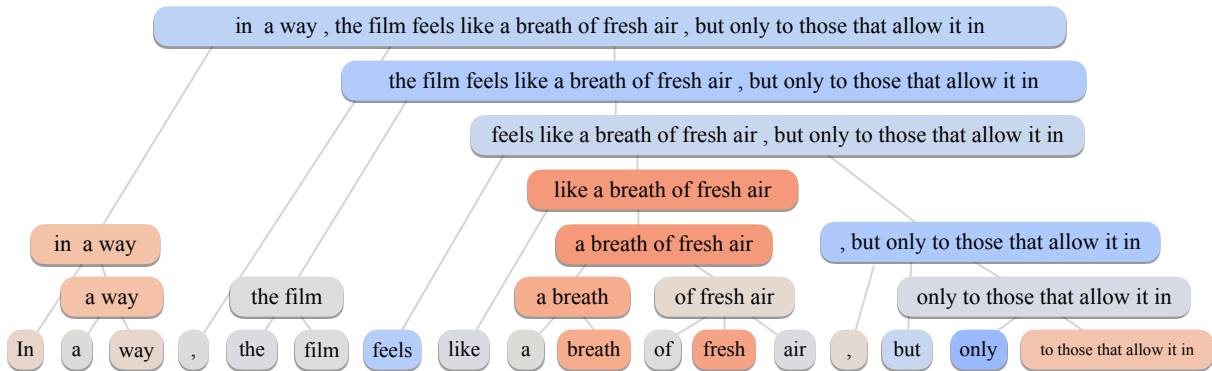


Figure 3: Hierarchical Explanation of a prediction made by the BERT Transformer model on SST-2. We generate explanations for all the phrases on the truncated constituency parsing tree, where positive sentiments are colored red and negative sentiments are colored blue. We see our method identify positive segments in the overall negative sentence, such as “a breath of fresh air”

as TACRED relation extraction dataset (Zhang et al., 2017). The two tasks are modeled as binary and multi-class classification tasks respectively. For the SST-2 dataset, while it provides sentiment polarity scores for all the phrases on the nodes of the constituency parsing trees, we do *not* train our model on these phrases, and use these scores as the evaluation for the phrase level explanations. See Appendix A for model and task details.

Compared Methods. We compare our explanation algorithm with following algorithms: Input occlusion (Li et al., 2016), GradSHAP¹ (Lundberg and Lee, 2017), CD (Murdoch et al., 2018)², ACD (Singh et al., 2019). We also experiment with feeding the phrase to the model directly and take the prediction score as the phrase importance, noted as Direct Feed. For our algorithms, we list the performance of corpus statistic based approach (Statistic) for approximating context independent importance in Eq. 5, SCD, and SOC algorithms.

4.1 Hierarchical Visualization of Important Words and Phrases

We verify the performance of our algorithms in identifying important words and phrases captured by models. We follow the quantitative evaluation protocol proposed in CD algorithm (Murdoch et al., 2018) for evaluating word-level explanations, which computes Pearson correlation between the coefficients learned by a linear bag-of-words model and the importance scores attributed by explanation methods, also noted as the **word** ρ .

¹<https://github.com/slundberg/shap>

²<https://github.com/jamie-murdoch/ContextualDecomposition>

When the linear model is accurate, its coefficients could stand for general importance of words. For evaluating phrase level explanations, we notice the SST-2 dataset provides human annotated real-valued sentiment polarity for each phrase on constituency parsing trees. We generate explanations for each phrase on the parsing tree and evaluate the Pearson correlation between the ground truth scores and the importance scores assigned for phrases, also noted as the **phrase** ρ . We draw $K = 20$ samples from $N = 10$ words adjacent to a phrase to be explained at the sampling step in our SOC and SCD algorithms. The parameter setting is trade-off between the efficiency and performance.

Table 1 shows word ρ and phrase ρ achieved by our algorithms and competitors. Generally, explanation algorithms that follow our formulations achieve highest word ρ and phrase ρ for all the datasets and models. SOC and SCD perform robustly on the deep Transformer model, achieving higher word ρ and phrase ρ than input occlusion and CD algorithms by a large margin. We see the Direct Feed method perform competitively on LSTM sentiment analysis models, outperforming most of the baselines, but perform poorly on transformer models and relation extraction models. We hypothesis that sentiment analysis models are more tolerant to fragmented input sequences compared to relation extraction models. The corpus statistic based approximation of the context independent importance yields competitive words ρ , but it is not competitive for phrase ρ , pushing the phrase ρ towards that of the input occlusion algorithm, mostly because long phrases appear sparsely in previously seen examples.

Dataset	SST-2				Yelp Polarity		TACRED	
	BERT		LSTM		BERT	LSTM	BERT	LSTM
Metric	word ρ	phrase ρ	word ρ	phrase ρ	word ρ	word ρ	word ρ	word ρ
Input Occlusion	0.2229	0.4081	0.6489	0.4899	0.3781	0.6935	0.7646	0.5756
Direct Feed	0.2005	0.4889	0.6798	0.5588	0.3875	0.7905	0.1986	0.5771
GradSHAP	0.5073	0.5991	0.7024	0.5402	0.5791	0.7388	0.2965	0.6651
CD	0.2334	0.3068	0.6231	0.4727	0.2645	0.7451	0.0052	0.6508
ACD	0.3053	0.3698	0.2495	0.1856	0.3010	0.5024	0.2027	0.0291
Statistic	0.5223	0.4741	0.7271	0.4959	0.7294	0.9094	0.5324	0.7662
SCD	0.5481	0.6015	0.7151	0.5664	0.7180	0.7793	0.7980	0.6823
SOC	0.6265	0.6628	0.7226	0.5649	0.6971	0.7683	0.7982	0.7354

Table 1: Correlation between word & phrase importance attribution and linear model coefficients & SST-2 human annotations, achieved by baselines and our explanation algorithms.

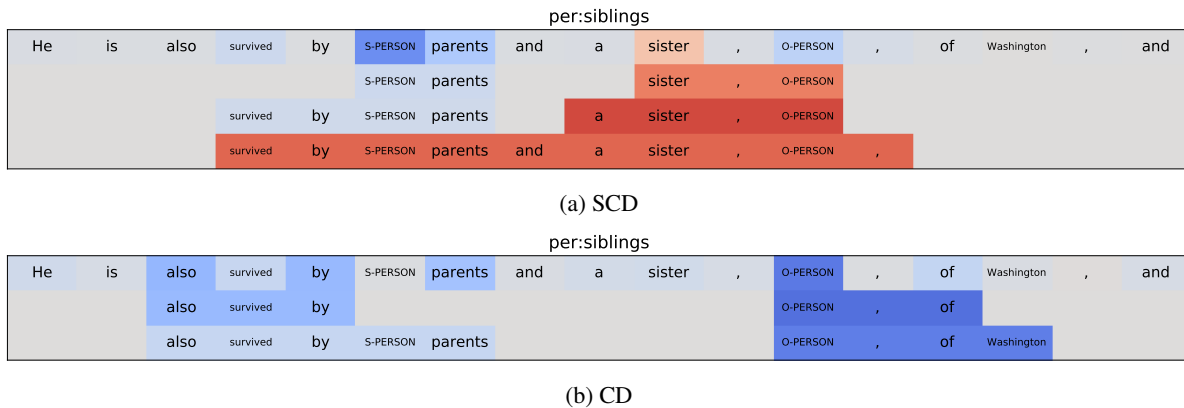


Figure 4: Extracting phrase-level classification patterns from LSTM relation extraction model with SCD. Red indicate evidence for predicting the class, and blue indicate distractor for predicting the class. By applying the agglomerative clustering algorithm and defining a threshold score, SCD effectively extract “a sister, O-Person” as a classification rule for the relation per:siblings.

Qualitative study also shows that our explanation visualize complicated compositional semantics captured by models, such as positive segments in the negative example, and adversative conjunctions connected with “but”. We present an example explanation provided by SOC algorithm in Figure 3 and more in Appendix.

4.2 Explanation as Classification Pattern Extraction from Models

We show our explanation algorithm is a nature fit for extracting phrase level classification rules from neural classifiers. With the agglomerative clustering algorithm in (Singh et al., 2019), our explanation effectively identify phrase-level classification patterns without evaluating all possible phrases in the sentence even when a predefined hierarchy does not exist. Figure 4 show an example of automatically constructed hierarchy and extracted classification rules in an example in the TACRED dataset.

4.3 Enhancing Human Trust of Models

We follow the human evaluation protocol in (Singh et al., 2019) and study whether our

explanations help subjects to better trust model predictions. We ask subjects to rank the provided visualizations based on how they would like to trust the model. For the SST-2 dataset, we show subjects the predictions of the fine-tuned BERT model, and the explanations generated by SOC, SCD, ACD and GradSHAP algorithms for phrases. The phrase polarities are visualized in a hierarchy with the provided parsing tree of each sentence in the dataset. For the TACRED dataset, we show the explanations provided by SOC, SCD, CD and Direct Feed algorithms on the LSTM model. We binarize the importance of a phrase by calculating the difference between its importance to the predicted class and the its top importance to other classes, and the hierarchies are constructed automatically with agglomerative clustering (Singh et al., 2019). Figure 6 shows average score obtained by explanations, where 4 notes the best, and 1 notes the worst. On the SST-2 dataset, SOC achieve the best score and outperforms ACD and GradSHAP with a p -value less than 0.05 and 0.001. On the TACRED dataset, SCD achieve the best score, outperforming CD

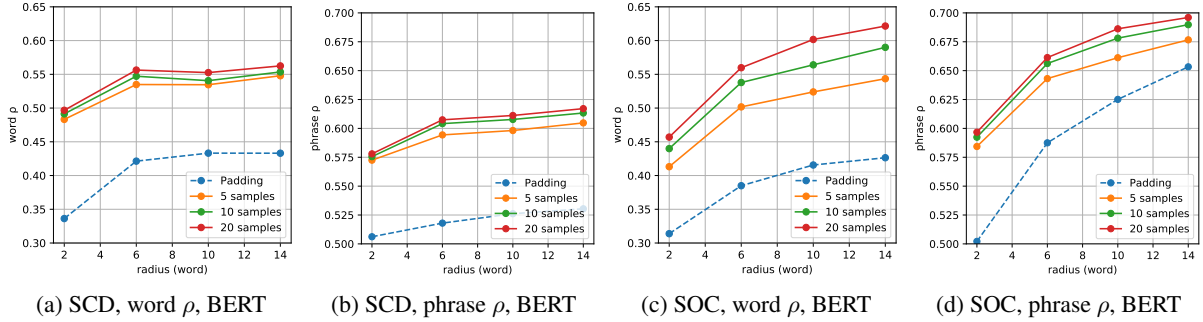


Figure 5: Word ρ and phrase ρ curve as the size of context regions N and the number of samples K change on the BERT model trained on the SST-2 dataset. Dashed line notes for padding the context of the phrase \mathbf{p} instead of sampling the context.

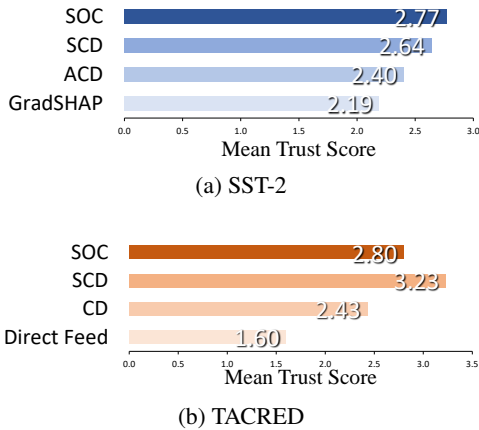


Figure 6: Human evaluation results on the Transformer model trained on SST-2 dataset and the LSTM model on TACRED dataset.

and Direct Feed with p -values less than 10^{-6} .

4.4 Parameter Analysis

Both SOC and SCD algorithms require specifying the size of the context region N and the number of samples K . In Figure 5 (also Figure 7 in Appendix) we show the impact of these parameters. We also show the performance of *padding* the contexts instead of *sampling* the contexts with dashed lines. We see (1) sampling achieves better word and phrase ρ than padding; and (2) the performance generally improves as the number of samples increase; and (3) the performance improves as the size of the context region N increases at the early stage, and saturates when N grows large. It verifies words or phrases usually do not interact with the words that are far away them in the input. The saturation also implies the performance of trained language models can be a bottleneck of the performance.

5 Related Works

Interpretability of neural networks has been studied with various techniques, including probing learned features with auxiliary tasks (Tenney et al., 2019), or designing models with inherent interpretability (Bahdanau et al., 2015). Local explanation algorithms explain predictions by assigning contribution scores for input features. This line of work includes input occlusion (Kádár et al., 2017), perturbation (Zintgraf et al., 2017), gradient based algorithms (Simonyan et al., 2013; Hechtlinger, 2016; Ancona et al., 2017), additive feature attribution methods prediction (Ribeiro et al., 2016; Shrikumar et al., 2017; Sundararajan et al., 2017; Lundberg and Lee, 2017). On the other hand, global explanation algorithms (Guidotti et al., 2018) have also been studied for identifying generally important features, such as Feature Importance Ranking Measure (Zien et al., 2009), Accumulated Local Effects (Apley, 2016).

6 Conclusion

In this paper, we identify context-independence as a desirable property for bottom-up hierarchical explanation, and propose a formulation to quantify context independent importance of words and phrases. We revisit the prior line of works on contextual decomposition algorithms, and propose Sampling and Contextual Decomposition (SCD) algorithm and Sampling and Occlusion algorithm (SOC). Experiments show that our explanation algorithms generate reliable hierarchical explanations, and apply to explanation of compositional semantics, extraction of classification rules as well as improving human trust of models.

References

- Marco Ancona, Enea Ceolini, Cengiz Öztireli, and Markus Gross. 2017. Towards better understanding of gradient-based attribution methods for deep neural networks. *arXiv preprint arXiv:1711.06104*.
- Daniel W Apley. 2016. Visualizing the effects of predictor variables in black box supervised learning models. *arXiv preprint arXiv:1612.08468*.
- Dzmitry Bahdanau, Kyunghyun Cho, and Yoshua Bengio. 2015. [Neural machine translation by jointly learning to align and translate](#). In *3rd International Conference on Learning Representations, ICLR 2015, San Diego, CA, USA, May 7-9, 2015, Conference Track Proceedings*.
- Alexander Binder, Grégoire Montavon, Sebastian Lapuschkin, Klaus-Robert Müller, and Wojciech Samek. 2016. Layer-wise relevance propagation for neural networks with local renormalization layers. In *International Conference on Artificial Neural Networks*, pages 63–71. Springer.
- Jacob Devlin, Ming-Wei Chang, Kenton Lee, and Kristina Toutanova. 2018. Bert: Pre-training of deep bidirectional transformers for language understanding. *arXiv preprint arXiv:1810.04805*.
- Katsushige Fujimoto, Ivan Kojadinovic, and Jean-Luc Marichal. 2006. Axiomatic characterizations of probabilistic and cardinal-probabilistic interaction indices. *Games and Economic Behavior*, 55(1):72–99.
- Riccardo Guidotti, Anna Monreale, Salvatore Ruggieri, Franco Turini, Fosca Giannotti, and Dino Pedreschi. 2018. A survey of methods for explaining black box models. *ACM computing surveys (CSUR)*, 51(5):93.
- Yotam Hechtlinger. 2016. Interpretation of prediction models using the input gradient. *arXiv preprint arXiv:1611.07634*.
- Sepp Hochreiter and Jürgen Schmidhuber. 1997. Long short-term memory. *Neural computation*, 9(8):1735–1780.
- Akos Kádár, Grzegorz Chrupała, and Afra Alishahi. 2017. Representation of linguistic form and function in recurrent neural networks. *Computational Linguistics*, 43(4):761–780.
- Jiwei Li, Will Monroe, and Dan Jurafsky. 2016. Understanding neural networks through representation erasure. *arXiv preprint arXiv:1612.08220*.
- Hui Liu, Qingyu Yin, and William Yang Wang. 2019a. [Towards explainable NLP: A generative explanation framework for text classification](#). In *Proceedings of the 57th Conference of the Association for Computational Linguistics*, pages 5570–5581, Florence, Italy. Association for Computational Linguistics.
- Yinhan Liu, Myle Ott, Naman Goyal, Jingfei Du, Mandar Joshi, Danqi Chen, Omer Levy, Mike Lewis, Luke Zettlemoyer, and Veselin Stoyanov. 2019b. Roberta: A robustly optimized bert pretraining approach. *arXiv preprint arXiv:1907.11692*.
- Scott M Lundberg and Su-In Lee. 2017. A unified approach to interpreting model predictions. In *Advances in Neural Information Processing Systems*, pages 4765–4774.
- Sina Mohseni, Niloofar Zarei, and Eric D Ragan. 2018. A survey of evaluation methods and measures for interpretable machine learning. *arXiv preprint arXiv:1811.11839*.
- W James Murdoch, Peter J Liu, and Bin Yu. 2018. Beyond word importance: Contextual decomposition to extract interactions from lstms. In *ICLR*.
- Jeffrey Pennington, Richard Socher, and Christopher Manning. 2014. Glove: Global vectors for word representation. In *Proceedings of the 2014 conference on empirical methods in natural language processing (EMNLP)*, pages 1532–1543.
- Matthew E Peters, Mark Neumann, Mohit Iyyer, Matt Gardner, Christopher Clark, Kenton Lee, and Luke Zettlemoyer. 2018. Deep contextualized word representations. *arXiv preprint arXiv:1802.05365*.
- Marco Tulio Ribeiro, Sameer Singh, and Carlos Guestrin. 2016. "why should I trust you?": Explaining the predictions of any classifier. In *Proceedings of the 22nd ACM SIGKDD International Conference on Knowledge Discovery and Data Mining, San Francisco, CA, USA, August 13-17, 2016*, pages 1135–1144.
- Lloyd S Shapley. 1997. A value for n-person games. *Classics in game theory*, page 69.
- Avanti Shrikumar, Peyton Greenside, and Anshul Kundaje. 2017. Learning important features through propagating activation differences. In *Proceedings of the 34th International Conference on Machine Learning-Volume 70*, pages 3145–3153. JMLR. org.
- Karen Simonyan, Andrea Vedaldi, and Andrew Zisserman. 2013. Deep inside convolutional networks: Visualising image classification models and saliency maps. *arXiv preprint arXiv:1312.6034*.
- Chandan Singh, W James Murdoch, and Bin Yu. 2019. Hierarchical interpretations for neural network predictions. In *ICLR*.
- Richard Socher, Alex Perelygin, Jean Wu, Jason Chuang, Christopher D Manning, Andrew Ng, and Christopher Potts. 2013. Recursive deep models for semantic compositionality over a sentiment treebank. In *Proceedings of the 2013 conference on empirical methods in natural language processing*, pages 1631–1642.

Mukund Sundararajan, Ankur Taly, and Qiqi Yan. 2017. Axiomatic attribution for deep networks. In *Proceedings of the 34th International Conference on Machine Learning-Volume 70*, pages 3319–3328. JMLR. org.

Ian Tenney, Dipanjan Das, and Ellie Pavlick. 2019. Bert rediscovers the classical nlp pipeline. In *Association for Computational Linguistics*.

Ashish Vaswani, Noam Shazeer, Niki Parmar, Jakob Uszkoreit, Llion Jones, Aidan N Gomez, Łukasz Kaiser, and Illia Polosukhin. 2017. Attention is all you need. In *Advances in neural information processing systems*, pages 5998–6008.

Alex Wang, Kyunghyun Cho, and CIFAR Azrieli Global Scholar. 2019. Bert has a mouth, and it must speak: Bert as a markov random field language model. *NAACL HLT 2019*, page 30.

Xiang Zhang, Junbo Zhao, and Yann LeCun. 2015. Character-level convolutional networks for text classification. In *Advances in neural information processing systems*, pages 649–657.

Yuhao Zhang, Victor Zhong, Danqi Chen, Gabor Angeli, and Christopher D. Manning. 2017. Position-aware attention and supervised data improve slot filling. In *Proceedings of the 2017 Conference on Empirical Methods in Natural Language Processing (EMNLP 2017)*, pages 35–45.

Alexander Zien, Nicole Krämer, Sören Sonnenburg, and Gunnar Rätsch. 2009. The feature importance ranking measure. In *Joint European Conference on Machine Learning and Knowledge Discovery in Databases*, pages 694–709. Springer.

Luisa M Zintgraf, Taco S Cohen, Tameem Adel, and Max Welling. 2017. Visualizing deep neural network decisions: Prediction difference analysis. In *ICLR*.

A Implementation Details

Our LSTM classifiers use 1 layer unidirectional LSTM and the number of hidden units is set to 128, 500, and 300 for SST-2, Yelp, and TA-CRED dataset respectively. For all models, we load the pretrained 300-dimensional Glove word vectors (Pennington et al., 2014). The language model sampler is also built on LSTM and have the same parameter settings as the classifiers. Our Transformer models are fine-tuned from pretrained BERT models (Devlin et al., 2018), which have 12 layers and 768 hidden units of per representation. On three datasets, LSTM models achieve 82% accuracy, 95% accuracy, and 0.64 F1 score on average. The fine-tuned BERT models achieve 92% accuracy, 96% accuracy, and 0.68

F1 score on average. We use the same parameter settings between LSTM classifiers and language models on three datasets.

B Analysis of ACD

ACD computes the β term for the output of the linear layer $\mathbf{h}' = \mathbf{W}\mathbf{h} + \mathbf{b}$ as,

$$\beta' = \mathbf{W}\beta + |\mathbf{W}\beta| / (|\mathbf{W}\beta| + |\mathbf{W}\gamma|) \cdot \mathbf{b} \quad (11)$$

which involves γ term of a specific input for computation. Therefore, the explanation is dependent on all its contexts.

C Interpreting Context Dependent Interactions

We further show our algorithms also apply to interpreting how two phrases interacts in a specific context, *i.e.*, context-dependent interactions, when $S \neq \phi$. To achieve this, we simply restrict the algorithms do not marginalize the context words given in S . Figure 8(a) shows such an example, where we study the importance of *very*, *interesting*, *very interesting* given the context words $S = \{not\}$. In this specific context, the marginal contributions of *interesting* and *very interesting* are negative, as removal of either of the phrases make the sentiment less negative. The interaction between *very* and *interesting*, calculated as $\phi(\text{very interesting}, \mathbf{x}) - [\phi(\text{very}, \mathbf{x}) + \phi(\text{interesting}, \mathbf{x})]$, turns out to be positive. It interprets the interactions between *very* and *interesting* reduce the negative polarity of the sentence. In conclusion, our algorithm apply to computing marginal contributions to any set of context words S . Therefore, our algorithms interpret context dependent interactions and can be applied as a building block for calculating interaction index such as Shapley Interactions (Fujimoto et al., 2006).

D Performance on Adversarial Models

For computing context independent importance of a phrase, an intuitive and simple alternative approach, which is nevertheless neglected in prior literature, is to only feed the input to the model and treat the prediction score as the explanation. In Table 1, while the score of the Direct Feed is lower than that of the best performing algorithms, the score is rather competitive.

The potential risk of this explanation is that it assumes model performs reasonably on incomplete sentence fragments that are significantly out

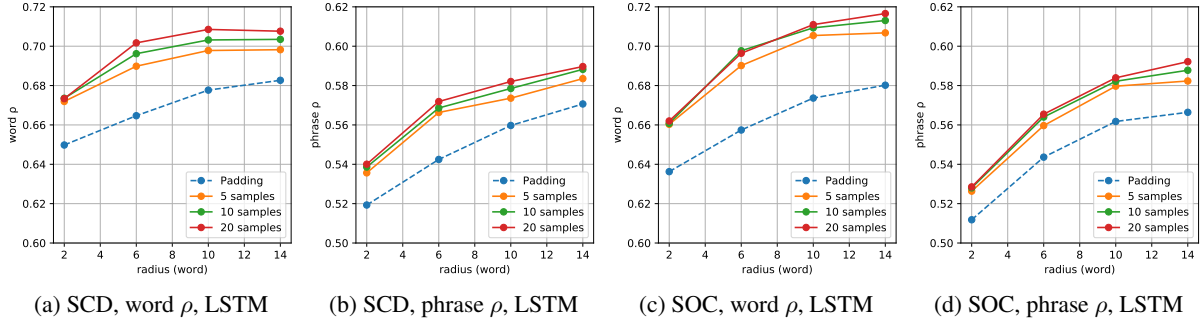


Figure 7: Word ρ and phrase ρ curve as the size of the context region N and the number of samples K change on LSTM trained on the SST-2 dataset.

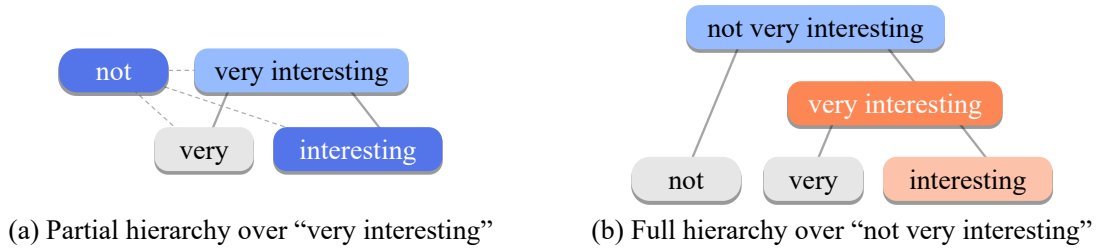
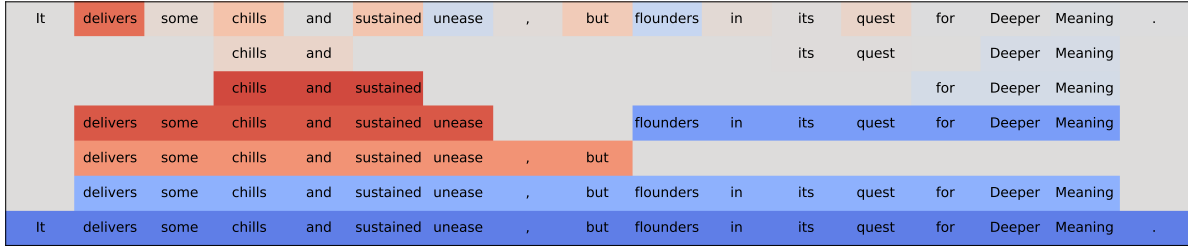


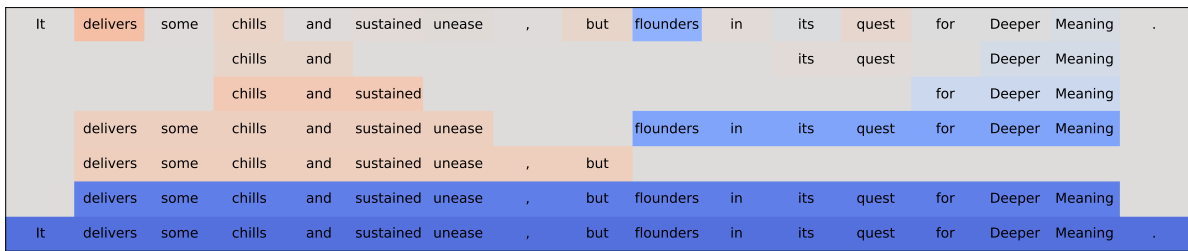
Figure 8: (a) Partial hierarchy over “very interesting” where “not” is not included in the hierarchy. The attributions for the words in the hierarchy are dependent on “not”, but independent of other words within the hierarchy. The explanation shows the interaction between “very” and “interesting” let the sentiment less negative. (b) Full hierarchy over “not very interesting” for comparison. It shows how the sentiment of the whole sentence build up from words.

of the data distribution. As a result, the explanation of short phrases can be misleading. To simulate the situation, we train a LSTM model on inversed labels on isolate words, in addition to the origin training sentences. The model could achieve the same accuracy as the original LSTM model. However, the word ρ and the phrase ρ of Direct Feed drop by a large margin, showing a word ρ of -0.38 and 0.09. SOC and SCD are still robust on the adverse LSTM model, both showing a word ρ and phrase ρ of more than 0.60 and 0.55.

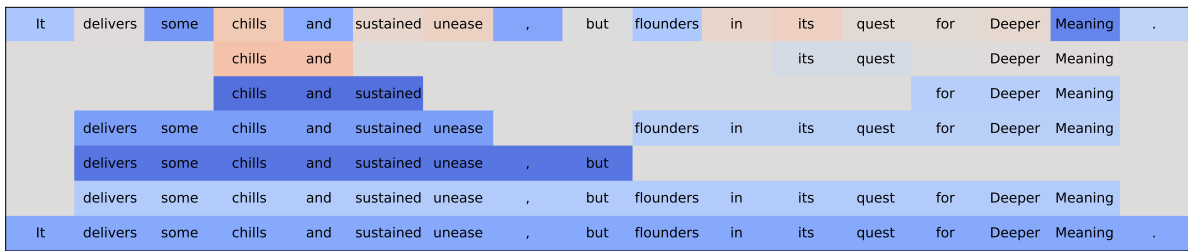
E Explanation Heatmaps



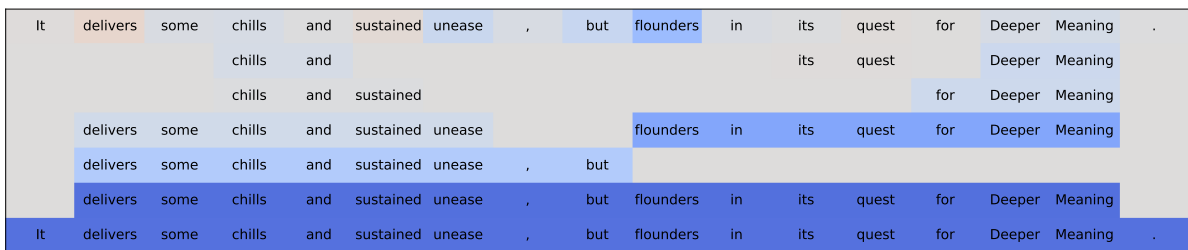
(a) SOC



(b) SCD



(c) CD



(d) GradSHAP

Figure 9: Explanation heatmaps generated by SOC, SCD, CD, and GradSHAP on a negatively predicted sentence by BERT Transformer model in SST-2 dataset. Only SOC and SCD captures adversarial conjunction connected by “but”.