

IEEE Copyright Notice: © 2019 IEEE. Personal use of this material is permitted. However, permission to reprint/republish this material for advertising or promotional purposes or for creating new collective works for resale or redistribution to servers or lists or to reuse any copyrighted component of this work in other works, must be obtained from the IEEE. Contact Manager, Copyrights and Permissions/ IEEE Service Center/ 445 Hoes Lane/ P.O.Box 1331/ Piscataway, NJ 08855-1331, USA. Accepted to Publish in: 10th International Conference on Computing, Communication and Networking Technologies (ICCCNT 2019, scheduled for July 6-8 (2019) in Kanpur, UP, India

Generalized Boolean Functions and Quantum Circuits on IBM-Q

Sugata Gangopadhyay

*Department of Computer Science and Engineering
Indian Institute of Technology Roorkee
Roorkee, INDIA
sugatfma@iitr.ac.in*

Daattavya Aggarwal

*Department of Physics
Indian Institute of Technology Roorkee
Roorkee, INDIA
daggarwal@ph.iitr.ac.in*

Vishvendra Singh Poonia

*Department of Electronics and Communication Engineering
Indian Institute of Technology Roorkee
Roorkee, INDIA
vspfec@iitr.ac.in*

Rhea Parekh

*Department of Physics
Indian Institute of Technology Roorkee
Roorkee, INDIA
rheaparekh@ph.iitr.ac.in*

Abstract—We explicitly derive a connection between quantum circuits utilising IBM’s quantum gate set and multivariate quadratic polynomials over integers modulo 8. We demonstrate that the action of a quantum circuit over input qubits can be written as generalized Walsh-Hadamard transform. Here, we derive the polynomials corresponding to implementations of the Swap gate and Toffoli gate using IBM-Q gate set.

Index Terms—Generalized boolean functions, quantum gates, quantum circuits, quantum computation

I. INTRODUCTION

IBM quantum experience provides web access to the quantum computer of IBM [1]. In this paper we adapt the theoretical framework proposed by Montanaro [2] for basic gates used by the IBM quantum computer and demonstrate the relation between quantum circuits prepared by using those gates and multivariate polynomials over integers modulo 8. As a particular example we derive a polynomial corresponding to a standard implementation of swap gate and Toffoli gate on IBM quantum computer. Recently, Montanaro [2] showed that a quantum circuit made of Hadamard, controlled-Z, and controlled-controlled-Z gates corresponds to a degree-3 boolean polynomial and the amplitude of the quantum circuit is equal to the difference between number of zeroes and ones of that polynomial. Montanaro’s work was inspired from Dawson et. al. [3] who used a different universal gate set. On the similar lines, Rudolph [4] presented a framework to encode quantum circuit amplitude in terms of matrix permanent. Datta et. al. [5] in their work studied trace of the unitary operator in terms of zeroes of a degree-3 polynomial. Such abstractions of quantum circuits facilitate the analysis of computational tasks on these circuits. We believe that further investigations in this direction may lead to compact representations of quantum circuits as well as development of quantum circuit optimization strategies including error minimization in executing a given computational task.

II. PRELIMINARIES

A. Generalized Boolean functions

Let $\mathbb{C}, \mathbb{R}, \mathbb{Q}$ be the fields of complex numbers, real numbers, rational numbers, respectively, and \mathbb{Z} be the ring of integers. A complex number $z \in \mathbb{C}$ can be written as $z = \Re(z) + i\Im(z)$ where $\Re(z), \Im(z) \in \mathbb{R}$ are the real and the imaginary parts of z , respectively. The conjugate of z is $\bar{z} = \Re(z) - i\Im(z)$, and the modulus of z is $|z| = z\bar{z} = \Re(z)^2 + \Im(z)^2$. Let \mathbb{Z}_q be the ring of integers modulo q where $q \in \mathbb{Z}^+$, the set of positive integers, and $[n] = \{i : i \in \mathbb{Z}^+, 1 \leq i \leq n\}$. Let \mathbb{F}_2 be the prime field of characteristic 2, and $\mathbb{F}_2^n = \{x = (x_1, \dots, x_n) : x_i \in \mathbb{F}_2, \text{ for all } i \in [n]\}$ is the n -dimensional vector space over \mathbb{F}_2 . Hamming weight (or, weight) of a vector $x \in \mathbb{F}_2^n$ is $\text{wt}(x) = \sum_{i \in [n]} x_i$ where the sum is over \mathbb{Z} . A function $f : \mathbb{F}_2^n \rightarrow \mathbb{F}_2$ is said to be a Boolean function in n variables. The algebraic normal form (ANF) of f is

$$f(x_1, \dots, x_n) = \sum_{a=(a_1, \dots, a_n) \in \mathbb{F}_2^n} \mu_a x_1^{a_1} \dots x_n^{a_n} \quad (1)$$

where $\mu_a \in \mathbb{F}_2$, for all $a \in \mathbb{F}_2^n$. The set of all n -variable Boolean functions is denoted by \mathfrak{B}_n . The (algebraic) degree of $f \in \mathfrak{B}_n$ is $\deg(f) = \max\{\text{wt}(a) : \mu_a \neq 0\}$. Boolean functions of degree at most 1 are said to be affine Boolean functions. An inner product of two vectors $x = (x_1, \dots, x_n), y = (y_1, \dots, y_n) \in \mathbb{F}_2^n$ is defined as $x \cdot y = \sum_{i \in [n]} x_i y_i$. For every $a \in \mathbb{F}_2^n, \epsilon \in \mathbb{F}_2$ we define $\varphi_{a,\epsilon} \in \mathfrak{B}_n$ by

$$\varphi_{a,\epsilon}(x) = a \cdot x + \epsilon, \text{ for all } x \in \mathbb{F}_2^n. \quad (2)$$

It is known that the set of all n -variable affine Boolean functions is $\mathfrak{A}_n = \{\varphi_{a,\epsilon} : a \in \mathbb{F}_2^n, \epsilon \in \mathbb{F}_2\}$. The functions of the form $\varphi_{a,0}$ are said to be linear functions, and will be denoted by φ_a . The Walsh-Hadamard transform of $f \in \mathfrak{B}_n$ at $u \in \mathbb{F}_2^n$ is

$$\mathcal{W}_f(u) = \sum_{x \in \mathbb{F}_2^n} (-1)^{f(x)+u \cdot x}. \quad (3)$$

The multiset $[\mathcal{W}_f(u) : u \in \mathbb{F}_2^n]$ is said to be the Walsh-Hadamard spectrum of f . Each element of this spectrum

$\mathcal{W}_f(u)$ is referred to as a Walsh-Hadamard coefficient of f . The Walsh-Hadamard coefficients satisfy Parseval's identity

$$\sum_{u \in \mathbb{F}_2^n} \mathcal{W}_f(u)^2 = 2^{2n}. \quad (4)$$

There are several possible generalizations of Boolean functions. We consider one specific generalization where instead of considering functions from \mathbb{F}_2^n to \mathbb{F}_2 we consider functions from \mathbb{F}_2^n to \mathbb{Z}_q where $q \in \mathbb{Z}^+$. Let the set of all functions from \mathbb{F}_2^n to \mathbb{Z}_q be denoted by \mathfrak{B}_n^q . The generalized Walsh-Hadamard transform of f at $u \in \mathbb{F}_2^n$ is

$$\mathcal{H}_f^{(q)}(u) = \sum_{x \in \mathbb{F}_2^n} \zeta_q^{f(x)} (-1)^{u \cdot x} \quad (5)$$

where $\zeta_q = \exp(\frac{2\pi i}{q})$ is a primitive q th root of unity. As before, these are also known as generalized Walsh-Hadamard coefficients. The generalized Walsh-Hadamard spectra is $[\mathcal{H}_f^{(q)}(u) : u \in \mathbb{F}_2^n]$, and the Parseval's identity takes the form

$$\sum_{u \in \mathbb{F}_2^n} |\mathcal{H}_f^{(q)}(u)|^2 = 2^{2n}. \quad (6)$$

The set of all generalized Boolean functions in n variables from \mathbb{F}_2^n to \mathbb{Z}_q is denoted by \mathfrak{GB}_n^q . For initial studies on this generalization we refer to the articles of Solé and Tokareva [10] and Stănică, Martinsen, Gangopadhyay and Singh [11]. Defining algebraic normal form for generalized Boolean functions is not as straight forward as in the case of Boolean functions.

B. IBM's quantum computer

The quantum computer made available by IBM as a part of IBM Quantum Experience consists of the six single-qubit gates and one two-qubit gate, as follows.

$$X = \begin{bmatrix} 0 & 1 \\ 1 & 0 \end{bmatrix}, \quad Y = \begin{bmatrix} 0 & -i \\ i & 0 \end{bmatrix}, \quad Z = \begin{bmatrix} 1 & 0 \\ 0 & -1 \end{bmatrix},$$

$$S = \begin{bmatrix} 1 & 0 \\ 0 & \exp(\frac{i\pi}{2}) \end{bmatrix}, \quad T = \begin{bmatrix} 1 & 0 \\ 0 & \exp(\frac{i\pi}{4}) \end{bmatrix},$$

$$H = \frac{1}{\sqrt{2}} \begin{bmatrix} 1 & 1 \\ 1 & -1 \end{bmatrix}, \quad CNOT = \begin{bmatrix} 1 & 0 & 0 & 0 \\ 0 & 1 & 0 & 0 \\ 0 & 0 & 0 & 1 \\ 0 & 0 & 1 & 0 \end{bmatrix}.$$

This gate set is universal [9], i.e., any quantum circuit (algorithm) can be realized by using these gates exclusively. Montanaro [2] proposed a method to connect Boolean functions to quantum circuits consisting of Z , CZ , and CCZ gates. In the next section we employ similar consideration to construct Boolean functions corresponding to the IBM quantum experience (IBM-Q) gate-set. We demonstrate that for any circuit on IBM-Q there exist a generalized Boolean function from \mathbb{F}_2^n to \mathbb{Z}_8 [3] whose generalized Walsh-Hadamard spectrum tells the probability amplitudes of the measurement with respect to the standard basis.

III. DERIVING GENERALIZED BOOLEAN FUNCTIONS FROM QUANTUM CIRCUITS

Suppose \mathfrak{C} is a quantum circuit represented in Fig. 1. Each horizontal line corresponds to a qubit. It is known that we can

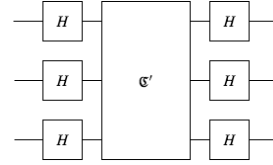


Fig. 1. The quantum circuit \mathfrak{C} .

add pairs of Hadamard gates to the beginning or end of each line without changing the unitary operator corresponding to the circuit [2]. Thus we will consider the inner circuit \mathfrak{C}' . We also assume that there is at least one gate acting on each qubit. Consider an n -qubit quantum state represented as a \mathbb{C} -linear combination of the vectors of the standard basis.

$$|\psi\rangle = \sum_{x \in \mathbb{F}_2^n} a_x |x\rangle \quad (7)$$

where $a_x \in \mathbb{C}$, for all $x \in \mathbb{F}_2^n$, and $\sum_{x \in \mathbb{F}_2^n} |a_x|^2 = 1$. Suppose the the input state of \mathfrak{C}' is an element of the standard basis, say $|x\rangle$ where $x = (x_1, \dots, x_n) \in \mathbb{F}_2^n$. Below we describe the action of each individual gate [12] from the IBM-Q gate set described in Section II-B.

- 1) Action of $Z = \begin{bmatrix} 1 & 0 \\ 0 & -1 \end{bmatrix}$ on the i^{th} qubit of $|x\rangle$: If there is a single Z gate acting on the i^{th} qubit, then the resulting transformation on a standard basis element is:

$$Z_i |x_1 \dots x_n\rangle = I \otimes \dots \otimes Z \otimes \dots \otimes I |x_1 \dots x_i \dots x_n\rangle$$

i.e., $Z_i |x\rangle = (-1)^{x_i} |x_1 \dots x_i \dots x_n\rangle$ (8)

$$Z_i |x\rangle = I \otimes \dots \otimes Z \otimes \dots \otimes I |x\rangle = (-1)^{x_i} |x\rangle.$$

Thus the polynomial corresponding to the Z gate is $f_{\mathfrak{C}}(x) = \exp(\frac{2\pi i}{8} 4x_i)$.

- 2) Action of $S = \begin{bmatrix} 1 & 0 \\ 0 & \exp(\frac{i\pi}{2}) \end{bmatrix}$ on the i^{th} qubit of $|x\rangle$: If there is a single S gate acting on the i^{th} qubit, then the resulting transformation on a standard basis element is

$$S_i |x_1 \dots x_n\rangle = I \otimes \dots \otimes S \otimes \dots \otimes I |x_1 \dots x_i \dots x_n\rangle$$

$$= \exp(\frac{i\pi x_i}{2}) |x_1 \dots x_i \dots x_n\rangle$$

i.e., $S_i |x\rangle = I \otimes \dots \otimes S \otimes \dots \otimes I |x\rangle$ (9)

$$= \exp(\frac{i\pi x_i}{2}) |x\rangle.$$

Thus the polynomial corresponding to the S gate is $f_{\mathfrak{C}}(x) = \exp(\frac{2\pi i}{8} 2x_i)$.

- 3) Action of $T = \begin{bmatrix} 1 & 0 \\ 0 & \exp(\frac{i\pi}{4}) \end{bmatrix}$ on the i^{th} qubit of $|x\rangle$: If there is a single T gate acting on the i^{th} qubit, then the resulting transformation on a standard basis element is

$$\begin{aligned} T_i |x_1 \dots x_n\rangle &= I \otimes \dots \otimes T \otimes \dots \otimes I |x_1 \dots x_i \dots x_n\rangle \\ &= \exp(\frac{i\pi x_i}{4}) |x_1 \dots x_i \dots x_n\rangle \\ \text{i.e., } T_i |x\rangle &= I \otimes \dots \otimes T \otimes \dots \otimes I |x\rangle \\ &= \exp(\frac{i\pi x_i}{4}) |x\rangle. \end{aligned} \quad (10)$$

Thus the polynomial corresponding to the T gate is $f_{\mathcal{E}}(x) = \exp(\frac{2\pi i}{8} x_i)$.

- 4) Action of $CZ = \begin{bmatrix} 1 & 0 & 0 & 0 \\ 0 & 1 & 0 & 0 \\ 0 & 0 & 1 & 0 \\ 0 & 0 & 0 & -1 \end{bmatrix}$ on the i^{th} and j^{th} qubits of $|x\rangle$: If there is a single CZ gate acting on the i^{th} and j^{th} qubits, then the resulting transformation on a standard basis element is

$$\begin{aligned} CZ_{ij} |x_1 \dots x_n\rangle &= (-1)^{x_i x_j} |x_1 \dots x_i \dots x_j \dots x_n\rangle \\ \text{i.e., } CZ_{ij} |x\rangle &= (-1)^{x_i x_j} |x\rangle. \end{aligned} \quad (11)$$

CZ_{ij} is a unitary transformation over $(\mathbb{C}^2)^{\otimes n}$ which acts as an identity operation on all qubits of $|x\rangle$ except the i^{th} and the j^{th} qubit. It has the effect of a CZ transform on the i^{th} and the j^{th} qubit. The above result is independent of the choice of target and the control qubits.

Thus the polynomial corresponding to the CZ gate is $f_{\mathcal{E}}(x) = \exp(\frac{2\pi i}{8} 4x_i x_j)$.

- 5) Action of $H = \frac{1}{\sqrt{2}} \begin{bmatrix} 1 & 1 \\ 1 & -1 \end{bmatrix}$ on the i^{th} qubit of $|x\rangle$:

The unitary transformation on $|x\rangle$ which keeps all the qubits except the i^{th} unchanged and applies H on the i^{th} qubit is denoted by H_i . Bremner, Jozsa and Shepher [8] have proved that by introducing an ancilla qubit $|x_a\rangle$, and thus expanding the input state $|x\rangle$ to $|x\rangle |x_a\rangle$, H_i can be replaced by the operator $H_i CZ_{ia} H_a$. Then, the following is obtained.

$$H_i CZ_{ia} H_a |x\rangle |x_a\rangle = \frac{(-1)^{x_i x_a}}{\sqrt{2}} |x\rangle |x_a\rangle. \quad (12)$$

Let $|x_i\rangle$ be state of the i^{th} qubit on which a Hadamard

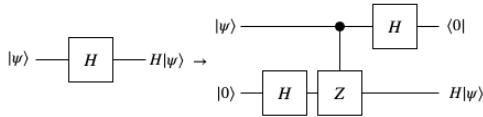


Fig. 2. Hadamard Gadget

transform is applied. We introduce an ancilla qubit $|x_a\rangle$ where $x_i, x_a \in \mathbb{F}_2$. Since the other qubits remain

unchanged by the transformation, without any loss of generality we consider the action of $H_i CZ_{ia} H_a$ on $|x_i\rangle |x_a\rangle$. It is to be noted that if we consider the quantum state $|x_i\rangle |x_a\rangle$, then $H_a = I \otimes H$ and $H_i = H \otimes I$.

$$\begin{aligned} |x_i\rangle |x_a\rangle &\xrightarrow{H_a} \frac{1}{\sqrt{2}} (|x_i\rangle |0\rangle + (-1)^{x_a} |x_i\rangle |1\rangle) \\ &\xrightarrow{CZ_{ia}} \frac{1}{\sqrt{2}} (|x_i\rangle |0\rangle + (-1)^{x_i+x_a} |x_i\rangle |1\rangle) \\ &\xrightarrow{H_i} \frac{1}{2} (|0\rangle + (-1)^{x_i} |1\rangle) |0\rangle \\ &\quad + (-1)^{x_i+x_a} (|0\rangle + (-1)^{x_i} |1\rangle) |1\rangle \\ &= \frac{1}{2} |0\rangle (|0\rangle + (-1)^{x_i+x_a} |1\rangle) \\ &\quad + \frac{1}{2} |1\rangle ((-1)^{x_i} |0\rangle + (-1)^{x_a} |1\rangle) \\ &= \frac{1}{\sqrt{2}} |0\rangle \left(\frac{|0\rangle + (-1)^{x_i+x_a} |1\rangle}{\sqrt{2}} \right) \\ &\quad + \frac{1}{\sqrt{2}} (-1)^{x_i} |1\rangle \left(\frac{|0\rangle + (-1)^{x_i+x_a} |1\rangle}{\sqrt{2}} \right). \end{aligned}$$

Summing up, the net effect of $H_i CZ_{ia} H_a$ on $|x_i\rangle |x_a\rangle$ is

$$\begin{aligned} |x_i\rangle |x_a\rangle &\xrightarrow{H_i CZ_{ia} H_a} \frac{1}{\sqrt{2}} |0\rangle \left(\frac{|0\rangle + (-1)^{x_i+x_a} |1\rangle}{\sqrt{2}} \right) \\ &\quad + \frac{1}{\sqrt{2}} (-1)^{x_i} |1\rangle \left(\frac{|0\rangle + (-1)^{x_i+x_a} |1\rangle}{\sqrt{2}} \right). \end{aligned}$$

Setting $x_a = 0$

$$\begin{aligned} |x_i\rangle |0\rangle &\xrightarrow{H_i CZ_{ia} H_a} \frac{1}{\sqrt{2}} |0\rangle \left(\frac{|0\rangle + (-1)^{x_i} |1\rangle}{\sqrt{2}} \right) \\ &\quad + \frac{1}{\sqrt{2}} (-1)^{x_i} |1\rangle \left(\frac{|0\rangle + (-1)^{x_i} |1\rangle}{\sqrt{2}} \right). \end{aligned}$$

Thus, we observe that if $x_a = 0$ and post-selection is performed on $|0\rangle$, then the ancilla qubit will contain the Hadamard transform of $|x_i\rangle$. If we decide to neglect the i^{th} qubit and consider only the ancilla qubit after the transformation then we will have the same effect of a Hadamard gate acting on the i^{th} qubit. Since we know that we can neglect the first and the last Hadamard gates applied to any qubit, we neglect the first on the ancilla qubit and the corresponding last on the i^{th} qubit as it is considered one pathway in the quantum circuit. Therefore, the only transformation we have to consider is the CZ_{ia} gate. Thus,

$$|x\rangle |x_a\rangle \mapsto \frac{(-1)^{x_i x_a}}{\sqrt{2}} |x\rangle |x_a\rangle.$$

Thus the polynomial corresponding to the H gate is $f_{\mathcal{E}}(x) = \exp(\frac{2\pi i}{8} 4x_i x_j)$. The normalizing factor of $\frac{1}{\sqrt{2}}$ is incorporated in the polynomial for the entire circuit.

- 6) Action of $X = \begin{bmatrix} 0 & 1 \\ 1 & 0 \end{bmatrix}$ on the i^{th} qubit of $|x\rangle$: If there is a single X gate acting on the i^{th} qubit, then the resulting transformation can be represented by the transformation carried by the gates HZH .

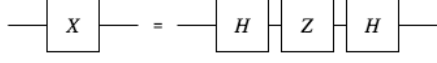


Fig. 3. X gate decomposed in terms of Z and H gates, where $X = HZH$

$$\begin{aligned} X_i |x_1 \dots x_n\rangle &= I \otimes \dots \otimes X \otimes \dots \otimes I |x_1 \dots x_i \dots x_n\rangle \\ &= I \otimes \dots \otimes HZH \otimes \dots \otimes I |x\rangle \\ \text{i.e., } X_i |x\rangle &= I \otimes \dots \otimes H_i CZ_{a_1 i} H_{a_1} Z H_i CZ_{a_2 i} H_{a_2} \\ &\quad \otimes \dots \otimes I |x\rangle |a_1\rangle |a_2\rangle \\ \text{i.e., } X_i |x\rangle &= \frac{1}{2} e^{i\frac{\pi}{4}4(x_i a_1 + a_1 + a_1 a_2)} |x\rangle. \end{aligned}$$

Thus the polynomial corresponding to the X gate is $f_{\mathcal{C}}(x) = \frac{1}{2} \exp \frac{2\pi i}{8} 4(x_i a_1 + a_1 + a_1 a_2)$.

- 7) Action of $CNOT = \begin{bmatrix} 1 & 0 & 0 & 0 \\ 0 & 1 & 0 & 0 \\ 0 & 0 & 0 & 1 \\ 0 & 0 & 1 & 0 \end{bmatrix}$ on the i^{th} and j^{th}

qubit of $|x\rangle$ (where i^{th} qubit is the control qubit and the j^{th} qubit is the target qubit: If there is a single $CNOT$ gate acting on the i^{th} and j^{th} qubit, then the resulting transformation can be represented by the transformation carried by the gates $H_j CZ_{ij} H_j$.

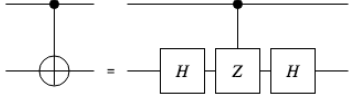


Fig. 4. CNOT gate decomposed in terms of H and CZ gates, where $CNOT = H_j CZ_{ij} H_j$

$$\begin{aligned} CNOT_{ij} |x_1 \dots x_n\rangle &= I \otimes \dots \otimes CNOT \otimes \dots \\ &\quad \dots \otimes I |x_1 \dots x_i \dots x_n\rangle \\ CNOT_{ij} |x\rangle &= I \otimes \dots \otimes -\iota H_j CZ_{ij} H_j \otimes \dots \\ &\quad \dots \otimes I |x\rangle \\ CNOT_{ij} |x\rangle &= I \otimes \dots \otimes -\iota H_j CZ_{a_1 j} H_{a_1} CZ_{ij} \\ &\quad H_j CZ_{a_2 j} H_{a_2} \otimes \dots \otimes I |x\rangle |a_1\rangle |a_2\rangle \\ CNOT_{ij} |x\rangle &= \frac{1}{2} e^{i\frac{\pi}{4}4(x_j a_1 + x_i a_1 + a_1 a_2)} |x\rangle. \end{aligned}$$

Thus the polynomial corresponding to the $CNOT$ gate is $f_{\mathcal{C}}(x) = \exp \frac{2\pi i}{8} 4(x_j a_1 + x_i a_1 + a_1 a_2)$.

- 8) Action of $Y = \begin{bmatrix} 0 & -\iota \\ \iota & 0 \end{bmatrix}$ on the i^{th} qubit of $|x\rangle$: If there is a single Y gate acting on the i^{th} qubit, then

the resulting transformation can be represented by the transformation carried by the gates $-\iota ZHZH$.

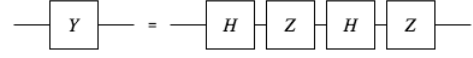


Fig. 5. Y gate decomposed in terms of Z and H gates, where $Y = -\iota ZHZH$

$$\begin{aligned} Y_i |x_1 \dots x_n\rangle &= I \otimes \dots \otimes Y \otimes \dots \otimes I |x_1 \dots x_i \dots x_n\rangle \\ \text{i.e., } Y_i |x\rangle &= I \otimes \dots \otimes -\iota Z_i H_i Z_i H_i \otimes \dots \otimes I |x\rangle \\ \text{i.e., } Y_i |x\rangle &= I \otimes \dots \otimes -\iota Z_i H_i CZ_{a_1 i} H_{a_1} Z_i H_i \\ &\quad CZ_{a_2 i} H_{a_2} \otimes \dots \otimes I |x\rangle |a_1\rangle |a_2\rangle \\ \text{i.e., } Y_i |x\rangle &= \frac{-1}{2} \iota e^{i\frac{\pi}{4}4(x_i a_1 + a_1 + a_1 a_2 + a_2)} |x\rangle. \end{aligned}$$

Thus the polynomial corresponding to the Y gate is $f_{\mathcal{C}}(x) = \frac{-1}{2} \exp \frac{2\pi i}{8} 4(x_i a_1 + a_1 + a_1 a_2 + a_2 + \frac{1}{2})$.

IV. WRITING POLYNOMIAL CORRESPONDING TO A QUANTUM CIRCUIT

Based on the analysis done in the last section, we can write a general procedure to find the polynomial corresponding to a quantum circuit.

A. Rules

Below we describe the rules that are followed while forming the polynomial associated with a quantum circuit. These rules are based on the results shown above.

- Assign input variables to the leftmost point of all the wires sequentially.
- Traverse the top wire from left to right and apply the following transformations based on the quantum gate encountered:
 - Z gate: Add $4 \times$ (input variable) to the polynomial.
 - S gate: Add $2 \times$ (input variable) to the polynomial.
 - T gate: Add $1 \times$ (input variable) to the polynomial.
 - H gate: Introduce a new ancilla variable as the output and add the 2-degree term $4 \times$ (input variable) \times (output ancilla variable) to the polynomial.
 - CZ gate: Add $4 \times$ (control input variable) \times (target input variable) to the polynomial.
 - CCZ gate: Add $4 \times$ (control input variable 1) \times (control input variable 2) \times (target input variable) to the polynomial.
 - For any other gate, the resultant term to be added to the polynomial is simply a combination of the gates above. The rules for X , Y and $CNOT$ have been **derived** using the above rules.

B. Example

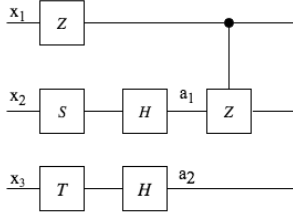


Fig. 6. The polynomial $f_{\mathcal{C}}$ of this sample circuit is $4x_1 + 2x_2 + 4x_2a_1 + 4x_1a_1 + x_3 + 4x_3a_2$

The rules can be understood by observing the polynomial corresponding to this example circuit. In figure 6,

- At the wire's leftmost point, the topmost qubit is assigned the variable x_1 , middle qubit x_2 and bottom-most qubit x_3 .
- Traverse the top wire from left to right
 - For the Z gate add the term $4x_1$ to the polynomial.
 - For the CZ gate as we are not aware of the variable associated with the target qubit, we leave its processing for later.
- Traverse the wire associated with the variable x_2
 - For the S gate add the term $2x_2$ to the polynomial.
 - For the H gate add $4x_2a_1$, where a_1 is the ancilla qubit introduced by this H gate.
 - Observe the input to the target qubit of the aforementioned CZ gate to be a_1 . Hence add the term $4x_1a_1$ to the polynomial.
- Traverse the wire associated with the variable x_3 .
 - For the T gate add the term x_3 to the polynomial.
 - For the H gate add the term $4x_3a_2$ to the polynomial where a_2 is the ancilla qubit introduced by the H gate.

Thus, the net polynomial associated with the circuit is thus,

$$f_{\mathcal{C}}(x) = 4x_1 + 2x_2 + 4x_2a_1 + 4x_1a_1 + x_3 + 4x_3a_2$$

V. GENERALIZED WALSH-HADAMARD TRANSFORM AND QUANTUM CIRCUITS

In the last section we have seen that given any quantum circuit \mathcal{C} involving n qubits, it is possible to convert it to a circuit involving $n+m$ qubits, by introducing m ancilla qubits, of the form $H^{\otimes(n+m)}\mathcal{C}'H^{\otimes(n+m)}$, where the inner circuit \mathcal{C}' contains only diagonal gates, and its action on a standard basis vector $|x\rangle$ is given by

$$\mathcal{C}'|x\rangle \xrightarrow{\mathcal{C}'} \exp\left(\frac{2\pi i f_{\mathcal{C}'}(x)}{8}\right)|x\rangle$$

where $x \in \{0,1\}^{n+m}$. The discussion in the previous section tells us that $f_{\mathcal{C}'}$ is of the form

$$f_{\mathcal{C}'}(x) = a_0 + \sum_{i \in [n+m]} a_i x_i + \sum_{i,j \in [n+m], i < j} a_{ij} x_i x_j$$

where $a_0, a_i, a_{ij} \in \mathbb{Z}_8$, for all $i, j \in [n+m]$. Let $0_n \in \mathbb{F}_2^n$ be the vector with all coordinates equal to 0.

$$\begin{aligned} |0_{n+m}\rangle &\xrightarrow{H^{\otimes(n+m)}} 2^{-\frac{n+m}{2}} \sum_{x \in \mathbb{F}_2^{n+m}} |x\rangle \\ &\xrightarrow{\mathcal{C}'} 2^{-\frac{n+m}{2}} \sum_{x \in \mathbb{F}_2^{n+m}} \exp\left(\frac{2\pi i f_{\mathcal{C}'}(x)}{8}\right) |x\rangle \\ &\xrightarrow{H^{\otimes(n+m)}} 2^{-(n+m)} \sum_{x \in \mathbb{F}_2^{n+m}} \exp\left(\frac{2\pi i f_{\mathcal{C}'}(x)}{8}\right) \\ &\quad \sum_{y \in \mathbb{F}_2^{n+m}} (-1)^{x \cdot y} |y\rangle \\ &= 2^{-(n+m)} \sum_{y \in \mathbb{F}_2^{n+m}} \sum_{x \in \mathbb{F}_2^{n+m}} \exp\left(\frac{2\pi i f_{\mathcal{C}'}(x)}{8}\right) \\ &\quad (-1)^{x \cdot y} |y\rangle \\ &= 2^{-(n+m)} \sum_{y \in \mathbb{F}_2^{n+m}} \sum_{x \in \mathbb{F}_2^{n+m}} \zeta_8^{f_{\mathcal{C}'}(x)} (-1)^{x \cdot y} |y\rangle \\ &= 2^{-(n+m)} \sum_{y \in \mathbb{F}_2^{n+m}} \mathcal{H}_{f_{\mathcal{C}'}}^{(8)}(y) |y\rangle \end{aligned}$$

The relation between the probability amplitudes of the output quantum state of the circuit $H^{\otimes(n+m)}\mathcal{C}'H^{\otimes(n+m)}$ to the generalized Walsh-Hadamard spectrum of $f_{\mathcal{C}'} : \mathbb{F}_2^{n+m} \rightarrow \mathbb{Z}_8$ is explicitly derived in (13). It is also evident that $f_{\mathcal{C}'}$ can be associated to a quadratic form over \mathbb{Z}_8 . Analyzing these spectra obtained from IBM-Q quantum algorithms provides a strong motivation to study generalized Boolean functions.

VI. IMPLEMENTATION OF SWAP AND TOFFOLI GATE ON IBM-Q AND THE ASSOCIATED POLYNOMIAL

The swap gate can be represented in the polynomial form as in the below figure.

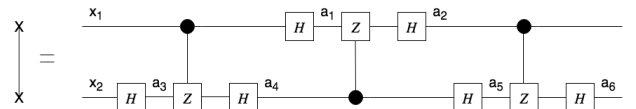


Fig. 7. The polynomial for the swap gate is $f_{\mathcal{C}}(x) = 4(x_1a_3 + x_1a_1 + a_1a_2 + a_2a_5 + x_2a_3 + a_3a_4 + a_4a_1 + a_4a_5 + a_5a_6)$

The Toffoli gate is represented in polynomial form as in the below figure.



Fig. 8. The polynomial for the Toffoli gate is $f_{\mathcal{C}}(x) = x_1 - x_2 - a_2 - a_5 + a_7 - a_9 + a_{11} + 2a_4 + 4(x_1a_6 + x_1a_{10} + x_1a_1 + x_1a_3 + x_2x_3 + x_2a_8 + x_2a_1 + a_1a_2 + a_2a_3 + a_3a_4 + x_3a_5 + a_5a_6 + a_6a_7 + a_7a_8 + a_8a_9 + a_9a_{10} + a_{10}a_{11} + a_{11}a_{12})$

VII. CONCLUSION

In this work, we expand polynomial representations of quantum circuits to the complex domain by providing a polynomial representation of the Y, S, T gates. This allows us to represent a large number of quantum circuits as generalized Boolean polynomials. One of the limitations of this approach is that a polynomial can correspond to more than one quantum circuits. Nevertheless, by studying the generated polynomials, we feel that it will provide insights into quantum circuit design and their reduction. Also, by studying alternative representations of quantum gates, perhaps a general and more efficient procedure for converting circuits to polynomials can be developed. In future, the aim is to compute the Boolean polynomial corresponding to a quantum circuit that suffers from gate and readout errors due to various noise sources. Subsequently, by using polynomial algebra, we hope to develop a method to minimize error in performing a given computational task on such a noisy circuit.

VIII. ACKNOWLEDGMENT

This research is funded by QuLabs Software India Pvt. Ltd. through the project QuLabs@IITR.

REFERENCES

- [1] IBM Quantum Experience. <http://research.ibm.com/ibm-q/>
- [2] A. Montanaro., Quantum circuits and low-degree polynomials over \mathbb{F}_2 , *Journal of Physics A: Math. and Theor.* 50, 2017.
- [3] C. Dawson, H. Haselgrove, A. Hines, D. Mortimer, M. Nielsen, and T. Osborne., Quantum computing and polynomial equations over the finite field \mathbb{Z}_2 , *Quantum Inf. Comput.*, 5(2):102–112, quant-ph/0408129, 2004.
- [4] T. Rudolph, A simple encoding of a quantum circuit amplitude as a matrix permanent, *Phys. Rev. A* 80 054302, 2009.
- [5] A. Datta, S. Flammia, and C. Caves Entanglement and the power of one qubit *Phys. Rev. A* 72 042316, 2005.
- [6] D. Bacon, W. van Dam, and Alexander Russell, Analyzing algebraic quantum circuits using exponential sums, unpublished: <https://sites.cs.ucsb.edu/~vandam/LeastAction.pdf>, 2008.
- [7] D. Aharonov, A simple proof that Toffoli and Hadamard are quantum universal, *Arxiv:quant-ph/0301040*, 2003.
- [8] M. Bremner, R. Jozsa and D. Shepherd, Classical simulation of commuting quantum computations implies collapse of the polynomial hierarchy, *Proc. R. Soc. Ser. A* 467, 459–72, 2011.
- [9] P. O. Boykin, T. Mor, M. Pulver, V. Roychowdhury, and F. Vatan, A new universal and fault-tolerant quantum basis, *Information Processing Letters*, 75(3):101107, Aug. 2000.
- [10] P. Solé and N. Tokareva, Connections between quaternary and binary bent functions, *Prikl. Diskr. Mat.* 1, 16–18, 2009.
- [11] P. Stănică, T. Martinsen, S. Gangopadhyay and B. K. Singh, Bent and generalized bent Boolean functions, *Des. Codes Cryptogr.* 69, 77–94, 2013.
- [12] M. A. Nielsen and I. L. Chuang, *Quantum computation and quantum information*, Cambridge University Press, Cambridge, 2000.