

Searching for the possible signal of the photon-axionlike particle oscillation in the combined GeV and TeV spectra of supernova remnants

Zi-Qing Xia,¹ Yun-Feng Liang,^{1,2,*} Lei Feng,^{1,3} Qiang Yuan,^{1,4,5} Yi-Zhong Fan,^{1,4,†} and Jian Wu^{1,4}

¹Key Laboratory of Dark Matter and Space Astronomy,

Purple Mountain Observatory, Chinese Academy of Sciences, Nanjing 210008, China

²Laboratory for Relativistic Astrophysics, Department of Physics, Guangxi University, Nanning 530004, China

³College of Physics, Qingdao University, Qingdao 266071, China

⁴School of Astronomy and Space Science, University of Science and Technology of China, Hefei, Anhui 230026, China

⁵Center for High Energy Physics, Peking University, Beijing 100871, China

(Dated: April 6, 2024)

The conversion between photons and axionlike particles (ALPs) in the Milky Way magnetic field could result in the detectable oscillation phenomena in γ -ray spectra of Galactic sources. In this work, the GeV (Fermi-LAT) and TeV (MAGIC/VERITAS/H.E.S.S.) data of three bright supernova remnants (SNRs, ie. IC443, W51C and W49B) have been adopted together to search such the oscillation effect. Different from our previous analysis of the sole Fermi-LAT data of IC443, we do not find any reliable signal for the photon-ALP oscillation in the joint broadband spectrum of each SNR. The reason for the inconsistency is that in this work we use the latest revision (P8R3) of Fermi-LAT data, updated diffuse emission templates and the new version of the source catalog (4FGL), which lead to some modification of the GeV spectrum of IC443. Then we set constraints on ALP parameters based on the combined analysis of all the three sources. Though these constraints are somewhat weaker than limits from the CAST experiment and globular clusters, they are supportive of and complementary to these other results.

PACS numbers: 95.35.+d, 95.85.Pw, 98.58.Mj

Keywords: Dark matter–Gamma rays: general–ISM: supernova remnants

I. INTRODUCTION

Many observations such as galaxy rotation curves, the gravitational lensing and the CMB power spectrum, have shown that the total mass of the universe cannot be explained by the ordinary matter in the standard model. Dark matter (DM) has been proposed to explain the missing mass, which is believed to make up 26 percent of the total energy of the current universe [1]. Various hypothetical particles have been proposed to explain this invisible form of matter by theoretical physicists, such as weakly-interacting massive particles (WIMPs), axions, axion-like particles (ALPs), sterile neutrinos and gravitinos. ALPs, one kind of attractive cold DM candidates [2, 3], share the same intriguing property with axions that these particles and photons can convert to each other in electromagnetic fields through the Primakoff process. This interaction is closely related to the mass of the ALP (m_a), the coupling constant ($g_{a\gamma}$) and the electromagnetic field. The coupling $g_{a\gamma}$ of the ALP is independent of its mass m_a , which is different from the axion.

Ongoing global efforts have been made to probe axions or ALPs by the Primakoff process [4, 5]. The laboratory experiments, OSQAR [6] and ALPS [7], are based on the “Light shining through a wall” (LSW) approach [8] and find no excess of events. The ADMX has searched for dark matter axions (or ALPs) from the local galactic dark matter halo and excluded optimistic axion models in the $1.9 - 3.53 \mu\text{eV}$ and

$4.9 - 6.2 \mu\text{eV}$ ranges [9]. Moreover, axions or ALPs originating in the Sun’s core via the Primakoff conversion of plasma photons, can be converted into visible photons inside a telescope with a magnetic field, which is the basis of the Axion helioscopes such as the CAST [10] and the IAXO [11]. One of the most competitive upper bounds has been set by the CAST on the coupling ($g_{a\gamma} < 6.6 \times 10^{-11} \text{ GeV}^{-1}$) over a large mass range [10].

In addition to the aforementioned ground-based experiments, astronomical observations also contribute to searches for axions or ALPs. The photon-axion coupling in stellar cores would influence the stellar evolution and population properties of the stars in globular clusters. These effects have been applied to derive constraints on ALP parameters [12–15]. For example, with measurements of the R parameter, i.e. the number ratio of stars in horizontal over the red giant branch, by using a sample of 39 galactic globular clusters, Ref. [15] derived a strong upper bound on the photon-ALP coupling of $g_{a\gamma} < 6.6 \times 10^{-11} \text{ GeV}^{-1}$.

Besides, the conversion between γ -ray photons and ALPs in external magnetic fields could create energy-dependent modulations in spectra of γ -ray sources, which is so called the photon-ALP oscillation. Such a spectral oscillation effect could be a smoking-gun signature for the existence of ALPs [16–21] and has been widely used to search for ALP signals [22–33]. The Fermi-LAT Collaboration have searched for the photon-ALP oscillation signal in the High Energy (HE) spectrum of NGC 1275 and excluded the coupling $g_{a\gamma}$ above $5 \times 10^{-11} \text{ GeV}^{-1}$ for ALP masses $0.5 - 5 \text{ neV}$ [26]. The HE and Very High Energy (VHE) photons from PKS 2155-304 have also been analyzed separately by the H.E.S.S. Collaboration [23] and Zhang *et al.* [28] without significant signal of ALPs

*Electronic address: Corresponding author. liang-yf@foxmail.com

†Electronic address: Corresponding author. yzf@pmo.ac.cn

TABLE I: The basic information and results

Name	lon [°]	lat [°]	d [kpc]	TS ^a _{Bfield1}
IC443	189.065	3.235	1.5	20.9
W51C	49.131	-0.467	5.4 ± 0.6	16.0
W49B	43.275	-0.190	11.3 ± 0.4	7.4

$$^a\text{TS} = \chi^2_{\text{w/oALP,min}} - \chi^2_{\text{wALP,min}}$$

found. The γ -ray spectra of bright pulsars [29–31] and SNRs [32] obtained from the Fermi-LAT data show intriguing indications for the photon-ALP oscillation, but the best-fit parameters are in tension with the limit from the CAST helioscope. Besides, Liang *et al.* found that higher ALP mass region of the ALP parameter space can be probed by the H.E.S.S. observations of some galactic bright sources [33].

The Figure 1 in our early work [32] indicates that the conversion probability of photons from IC443 with the best-fit parameters increase to a high level (about 25%) at energies above 10 GeV. Imaging Atmospheric Cherenkov Telescopes (IACTs, MAGIC/VERITAS/H.E.S.S.) have a high sensitivity in the VHE range from several tens of GeV to hundreds of TeV. With the addition of IACTs observations, we will get broadband spectra from a few hundreds of MeV to 100 TeV, which would be very helpful in testing the intriguing indication found in the Fermi-LAT spectrum of IC443 [32]. Adopting these VHE data could also help to make more reliable constraints on high m_a , for which the oscillation would appear at TeV energies (see Figure 1 for illustration).

In this work, we combine the Fermi-LAT [34] data with the IACTs (MAGIC [35], VERITAS [36] and H.E.S.S.[37]) measured spectra of three SNRs (IC443, W51C and W49B) to search for the possible imprint of the photon-ALP conversion and constraint on ALP parameters.

All the three SNRs in our sample have been established as strong stable γ -ray sources and have a relatively high-quality data both in the Fermi-LAT [38–40] and IACTs[41–46] observations. The stability of these sources are necessary for our joint-analysis since the VHE data and the Fermi-LAT data had not been collected simultaneously (If the source emission is instead viable, there is no reason to assume a constant spectrum). As it will be shown below, the flux points of each SNR from the Fermi-LAT and Magic/H.E.S.S.observations are found in good agreement, while a tension is found between the Fermi-LAT spectrum and the VERITAS spectrum for IC443. In addition, each SNR is located in the Galactic plane, where magnetic fields along the lines of sight are relatively high. The location and distance [47] information of these SNRs is listed in Table. I.

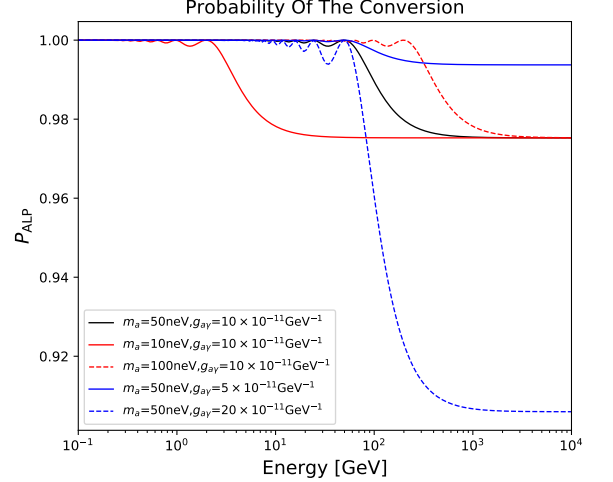


FIG. 1: Survival probabilities P_{ALP} for photons from IC443 with five different sets of parameters (Bfield1).

II. PHOTON-ALP OSCILLATION IN THE MILKY WAY MAGNETIC FIELD

The γ -ray photons from SNRs may convert to ALPs (and vice versa) when passing through external magnetic fields. If the field strength is strong enough and the propagation distance is long enough, the cumulative effect of the photon-ALP oscillation can lead to a detectable modulation in the spectra of SNRs. The survival probability P_{ALP} is intended to measure the probability of photons which have not been converted into ALPs at the end of the propagation along the lines of sight. Assuming a homogeneous magnetic field with the size l and the transversal strength B_T , the survival probability for an initially polarized photon with energy E_γ can be approximately written as [48, 49]

$$\begin{aligned} P_{\text{ALP}} &= 1 - P_{\gamma \rightarrow a} \\ &= 1 - \frac{1}{1 + E_c^2/E_\gamma^2} \sin^2 \left[\frac{g_{a\gamma} B_T l}{2} \sqrt{1 + \frac{E_c^2}{E_\gamma^2}} \right]. \end{aligned} \quad (1)$$

The mixing between photons and ALPs would be strong, when E_γ is higher than the characteristic energy E_c defined as

$$E_c = \frac{|m_a^2 - w_{\text{pl}}^2|}{2g_{a\gamma} B_T}, \quad (2)$$

And $w_{\text{pl}}^2 = 4\pi a n_e / m_e$ represents the plasma frequency.

In practice, we explicitly solve the evolution equation for photon-ALP beam as in Ref. [48, 49] to calculate the survival probability, instead of using the simplified formulae Eq. (1). For simplicity, we assume photons from the target sources are unpolarized in our analysis, which would yield conservative results. Note that it has been shown that photon-photon dispersion can have important effects for extragalactic sources

[50] and it is especially relevant for the VHE range. In this work, we also take into account this effect. However, it is found that for all the three Galactic sources considered in this work, the contribution from photon-photon dispersion $\Delta_{\gamma\gamma}$ is much less than the terms related to the ALP mass Δ_a and the photon-ALP coupling $\Delta_{a\gamma}$. Neglecting the photon-photon dispersion will in fact not affect the results.

The large-scale Galactic magnetic field model developed by Jansson & Farrar [51] (Bfield1) is adopted in our work, which has been widely used in the relevant investigations [29–33]. This model composes of a disk field, an extended halo field and out of plane component and provides a best fit to WMAP7 Galactic synchrotron emission map and more than 40,000 extragalactic rotation measures (RM) data. We update magnetic field parameters ($b_6^{\text{disc}} = -3.5$, $B_X = 1.8$) with the newly published data of the polarized synchrotron and dust emission from the Planck satellite [52]. Unless specially mentioned, the results in our paper are based on Bfield1. Apart from the large-scale regular component, the small-scale random field is also a reasonable part of the Galactic magnetic field. Since its coherence length is much smaller than the photon-ALP oscillation length, we don't take it into account in this work.

The magnetic field strength and the thermal electron density of the Milky Way respectively are $B_T \sim 1 \mu\text{G}$ and $n_e \sim 0.1 \text{ cm}^{-3}$. We found if $g_{a\gamma} = 10 \times 10^{-11} \text{ GeV}^{-1}$ and $m_a = 1 \text{ neV}$, the characteristic energy is about 250 MeV, beyond which the HE and VHE observations have a high sensitivity. The parameter spaces we investigate cover the range of $g_{a\gamma}$ ($0.1 - 100 \times 10^{-11} \text{ GeV}^{-1}$) and m_a ($0.1 - 1000 \text{ neV}$). Figure 1 illustrates the survival probabilities for photons from IC443, with five sets of parameters in the region we scan.

III. FERMI-LAT SPECTRUM

The Large Area Telescope aboard the Fermi Gamma-Ray Space Telescope Mission (Fermi-LAT) is currently the most sensitive high-energy γ -ray telescope in the energy range from below 100 MeV to over 300 GeV [34]. Compared with previous versions, the Pass 8 Fermi-LAT data has an extension of the energy range, better energy measurements and a larger effective area [53]. In this work, we use nearly ten years of LAT Pass 8 (P8R3, the latest version) data from Oct. 27, 2008 to Aug. 8, 2018. Before Oct. 27, 2008, the photon data have a significantly higher level of background contamination at energies above $\sim 30 \text{ GeV}$ ¹. So we exclude the earlier data.

The photon events ranging from 300 MeV to 800 GeV in the SOURCE event class with the FRONT+BACK conversion type were selected in our analysis. We exclude those events coming from zenith angles larger than 90° to reduce the contribution from the Earth's limb and adopted the recommended quality-filter cuts (DATA_QUAL==1 && LAT_CONFIG==1) to extract the good time intervals. A $14^\circ \times 14^\circ$ Region Of Interest (ROI)

binned in 0.1° spatial bins centered on each target SNR is defined for a standard binned likelihood analysis. Our following analysis is performed using the updated Science Tools package `Fermitools`² and instrument response functions (IRFs) P8R3_SOURCE_V2 provided by the Fermi-LAT collaboration³.

We use the user-contributed script `make4FGLxml.py`⁴ to make an initial model for each SNR, which is a combination of the updated standard Galactic diffuse emission model (`gll_iem_v07.fits`), the updated standard isotropic diffuse model for the SOURCE data (`iso_P8R3_SOURCE_V2_v1.txt`) and all the fourth Fermi-LAT source catalog (4FGL) [54] sources located within 15° from the position of each SNR. Based on eight years of Fermi-LAT data, the 4FGL has nearly twice of the source number of the third Fermi-LAT source catalog (3FGL) [55]. In our analysis, the spectral shape of each source is set as the default setting in the 4FGL. Spectral indexes of sources within 5° of the target SNR and all the normalizations in ROI are considered to be free parameters. In the fitting procedure, we use the Fermi-LAT `pyLikelihood` code to get an optimized model.

To derive bin-by-bin flux points, we divide the data into 30 evenly logarithmically-spaced energy bins from 300 MeV to 800 GeV. In this step, we fix spectral indexes of all the sources to values optimized in the global fit. And all the normalizations are set free to vary during the likelihood fit. Then the standard binned likelihood analysis is performed in each energy bin. The Test Statistic (TS) value is defined as two times the logarithmic likelihood ratio between the signal hypothesis and the null hypothesis of the target source in each energy bin. When the TS value of the target SNR is smaller than 25, the 95% upper limit of the flux is computed in this energy bin by using the `pyLikelihood UpperLimits` tool.

IV. JOINT ANALYSIS AND RESULT

To search for possible ALP-photon oscillation signals, we combine the spectra of Fermi-LAT and IACT observations into a joint broadband spectrum for each SNR. Then we make the χ^2 analysis by refitting obtained broadband spectra with the intrinsic spectrum model (the null model) and the ALP model separately, which has been widely applied in Ref. [29–33, 56, 57].

The intrinsic spectra of all the targets are modeled by a `LogParabola` function⁵, the same as that adopted in the 4FGL [54]

$$\left(\frac{dN}{dE}\right)_{\text{SNR}} = N_0 \left(\frac{E}{E_b}\right)^{-[\alpha + \beta \log(E/E_b)]}, \quad (3)$$

¹ https://fermi.gsfc.nasa.gov/ssc/data/analysis/LAT_caveats.html

² <https://github.com/fermi-lat/Fermitools-conda/>

³ <http://fermi.gsfc.nasa.gov/ssc/>

⁴ <http://fermi.gsfc.nasa.gov/ssc/data/analysis/user/>

⁵ https://fermi.gsfc.nasa.gov/ssc/data/analysis/scitools/source_models.html

The ALP model is the result of multiplying the intrinsic spectrum by the survival probability P_{ALP} , which can be expressed as

$$\left(\frac{dN}{dE}\right)_{\text{wALP}} = P_{\text{ALP}}(g_{a\gamma}, m_a, E) \left(\frac{dN}{dE}\right)_{\text{SNR}}. \quad (4)$$

To handle energy dispersion of instruments, we convolve both spectral models with the energy dispersion function $D_{\text{eff}}(E', E)$

$$\frac{dN}{dE'} = D_{\text{eff}} \otimes \frac{dN}{dE}, \quad (5)$$

where E' and E represent the observed and the true energy, respectively. The energy dispersion of Fermi-LAT and IACTs instruments are considered separately. For the Fermi-LAT, we calculate the exposure weighted energy dispersion function D_{eff} by [58],

$$D_{\text{eff}}(E', E) = \frac{\sum_j \epsilon(E', \theta_j) \cdot D(E', E, \theta_j)}{\sum_j \epsilon(E', \theta_j)}, \quad (6)$$

where D is the energy dispersion function of Fermi-LAT from the FSSC website⁶, and ϵ is the exposure as a function of incline angle from the boresight θ . In the case of IACTs, the energy dispersion is approximated as a Gaussian function with the standard deviation σ defined as the energy resolution of the instrument, similar to the Ref. [33]. In the literature [36, 59–63], the energy resolutions of IACTs are reported in the range of 10% to 20%. However, the energy dispersion of the IACTs is related to the actual observation data and the detailed information is not fully available. But in the Ref. [33], it is found that the inaccurate use of the energy resolution (within 10% to 20% range) has only minor effects on the final results. The exact values of the IACT energy resolutions we use in the analysis will be stated in the below specific subsection for each SNR.

To investigate the signature of photon-ALP oscillations, we then use the above null (ALP) model to refit the broadband spectra to obtain the value of $\chi^2_{\text{w/oALP}}$ (χ^2_{wALP}). We derive a TS (defined as $\text{TS} = \chi^2_{\text{w/oALP}} - \chi^2_{\text{wALP}}$) map by repeated this procedure for a grid of ALP masses m_a and photon-ALP couplings $g_{a\gamma}$ covering the range of $(0.1 - 100) \times 10^{-11} \text{ GeV}^{-1}$ and $0.1 - 1000 \text{ neV}$, respectively. Besides, in the case of either model, N_0 , α , β and E_b are left free during fitting procedures. After scanning a grid of $(m_a, g_{a\gamma})$, we obtain optimal ALP parameters or exclude inappropriate parameter spaces.

A. IC443

The TeV emission from IC443 has been detected by MAGIC [41] and VERITAS [42, 43]. The observations with

MAGIC were carried out in the periods December 2005 - January 2006 (10 hours) and December 2006 - January 2007 (37 hours) [41]. The energy-dependent energy resolution of the MAGIC telescope given by Ref. [59] was adopted in our analysis, which is approximately 15%-20% from 100 GeV to 15 TeV. VERITAS observations of IC443 began in February, 2007, and concluded in January, 2015, with an exposure of approximately 155 hours live time [43]. The energy resolution of VERITAS reported in the literature ranges from 10% to 20% [36, 60] (17% at 1 TeV⁷). For conservativeness, we adopt a value of 20% in our work.

We combine the Fermi-LAT spectrum of IC443 with the spectra observed by IACTs (MAGIC [41] and VERITAS [43]). The comparisons between the models and the observations are given in the right panel of Figure 2. The TS values of the two-dimensional parameter space $(m_a, g_{a\gamma})$ are shown in the left panel of Figure 2, where the red (blue) regions are favored (disfavored) by the joint Fermi+MAGIC+VERITAS spectra.

As we can see in Figure 2, in the case of Bfield1, IC443 gives a relatively high TS value ~ 20.9 of the ALP model with the best-fit ALP mass and coupling constant $(m_a, g_{a\gamma}) = (33.5 \text{ neV}, 67.8 \times 10^{-11} \text{ GeV}^{-1})$. The corresponding confidence level is 3.24σ , following the χ^2 distribution with 4.6 degrees of freedom (see details in Section V).

However these best-fit parameters are in tension with the current upper limits set by the globular clusters and the CAST experiment (the black dashed line in the left panel of Figure 2). In addition, the high TS value is mainly contributed by the VERITAS data (see the grey line in the right panel of Figure 2). It may be due to the different absolute energy calibration between VERITAS and the Fermi-LAT, which will be discussed in detail in Section VI C. It is noted that we only consider statistical uncertainties of the VHE data in our analysis. As shown in Ref. [64], systematic uncertainties on the integral flux and the photon index of IC443 (VERITAS) are similar with the corresponding statistical uncertainties. This may be a possible reason for the mismatch between the Fermi-LAT extrapolation and the VHE spectra.

The current result is inconsistent with our pervious work [32] which solely analyzed the Fermi-LAT spectrum of IC443 with the P8R2 data and the 3FGL catalog [55]. Our pervious work [32] gave the TS value ~ 20.8 (4.2σ) at the favored parameters $(m_a, g_{a\gamma}) = (6.7 \text{ neV}, 20.2 \times 10^{-11} \text{ GeV}^{-1})$ for Bfield1. Such parameters however are strongly excluded by the current data. This may be due to the changes in the Fermi-LAT spectrum of IC443 derived using the P8R3 data and 4FGL (instead of the P8R2 data and 3FGL), which we will further examine in Section VI B.

⁶ https://fermi.gsfc.nasa.gov/ssc/data/analysis/documentation/Cicerone/Cicerone_LAT_IRFs/IRF_E_dispersion.html

⁷ <https://veritas.sao.arizona.edu/about-veritas-mainmenu-81/veritas-specifications-mainmenu-111>

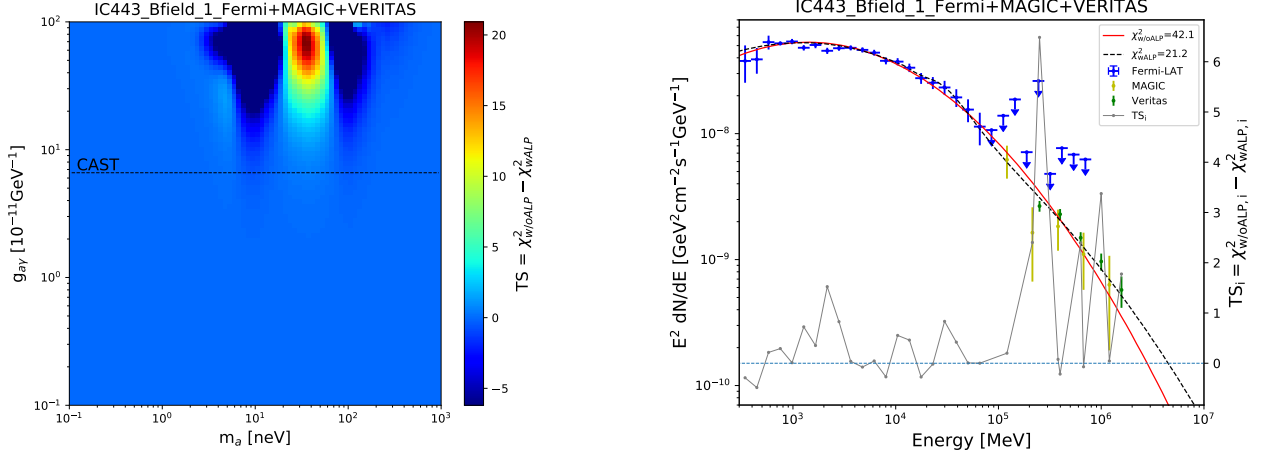


FIG. 2: Left panel: The TS value as a function of ALP mass m_a and photon-ALP coupling constant $g_{a\gamma}$ for IC443 (Fermi+MAGIC+VERITAS, Bfield1). The upper boundary of the color bar scale is set as the TS_{\max} in the scanning, while the lower one is -6.2 . The black dashed lines show the upper limit of the photon-ALP coupling set by CAST [10]. Right panel: The joint broadband spectrum and the best-fit models without and with photon-ALP oscillations. The $TS_i = \chi^2_{w/oALP,i} - \chi^2_{wALP,i}$ (gray curve) demonstrates the contribution of each data point to the total TS value for the best-fit ALP model.

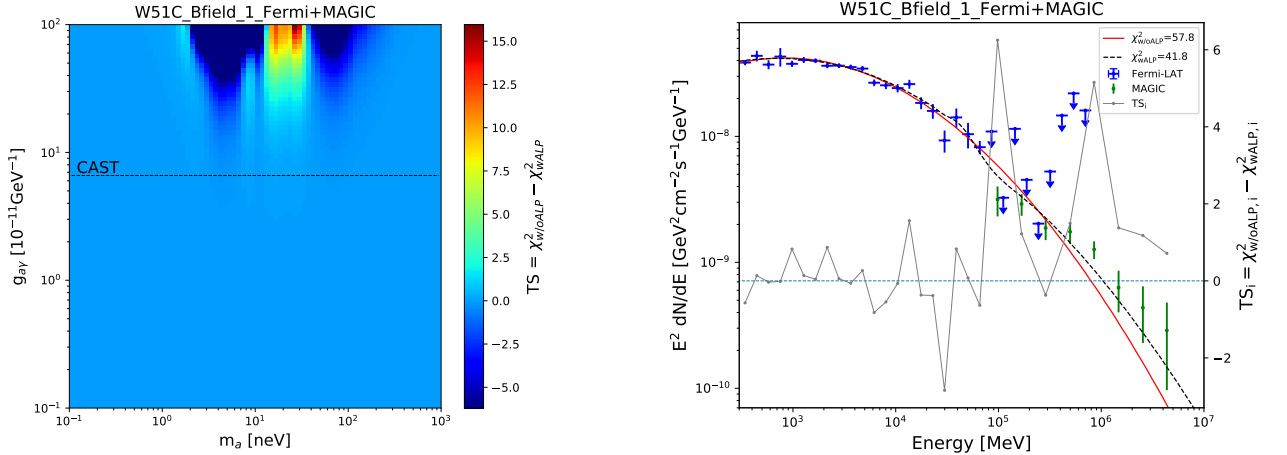


FIG. 3: Left panel: The TS value as a function of ALP mass m_a and photon-ALP coupling constant $g_{a\gamma}$ for W51C (Fermi+MAGIC, Bfield1). Right panel: The joint broadband spectrum of W51C and the best-fit models without and with photon-ALP oscillations.

B. W51C

We use the MAGIC spectrum of W51C derived by a data set comprising 53 hours effective time between 2010 and 2011 [44]. The energy resolution of MAGIC is taken as the same as IC443. The results of the joint Fermi+MAGIC analysis for W51C, given in Figure 3, imply that W51C prefers the ALP model of the best-fit parameters $(m_a, g_{a\gamma}) = (26.6 \text{ neV}, 95.8 \times 10^{-11} \text{ GeV}^{-1})$ over the null model with the TS value ~ 15.9 for Bfield1.

However, as shown in the left panel of Figure 3, the best-fit parameters have been also excluded by the CAST limit, like IC443. As we can see in the right panel of Figure 3, the TS value ~ 15.9 is predominantly contributed by the MAGIC

spectrum, at a confidence level of 2.56σ . The same as IC443, the credibility of the high TS value (~ 15.9) of the “signal” in W51C is also uncertain, since we could not exclude that it is from different absolute energy calibration between MAGIC and the Fermi-LAT, which we will discuss in Section VIC.

C. W49B

H.E.S.S. observed W49B between 2004 and 2013 in a total amount of 75 hours live time [45]. The energy resolution of H.E.S.S. ranges from 10% to 20% [61–63]. We use the energy-dependent energy resolution presented in Ref. [63] to do the joint Fermi+H.E.S.S. analysis. The result is plotted in the Fig-

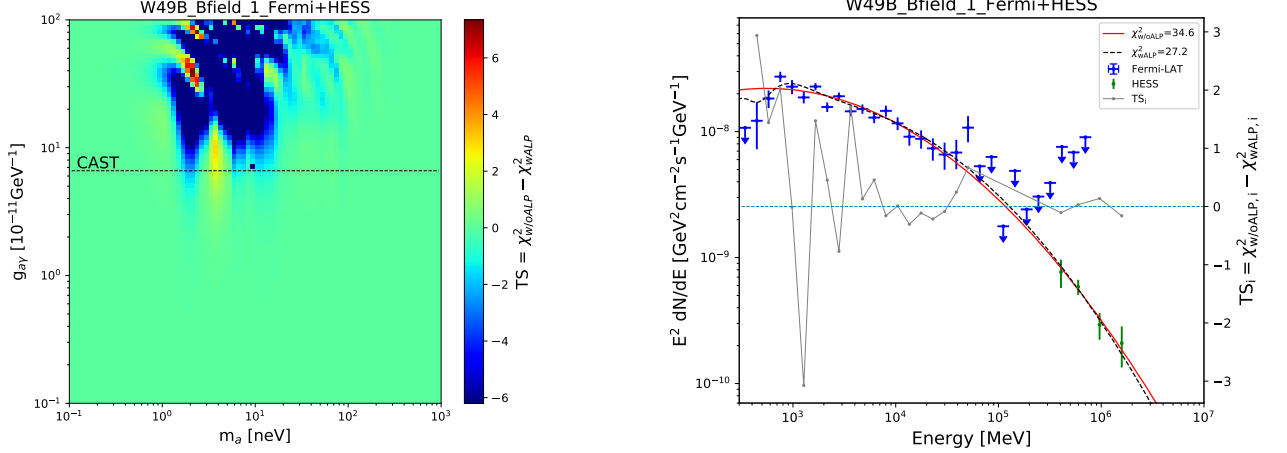


FIG. 4: Left panel: The TS value as a function of ALP mass m_a and photon-ALP coupling constant g_{γ} for W49B (Fermi+H.E.S.S., Bfield1). Right panel: The joint broadband spectrum of W49B and the best-fit models without and with photon-ALP oscillations.

ure 4. No significant preference with $TS > 10.5$ (corresponding to a confidence level of 2σ , see details in Section V) of the ALP model is found.

V. COMBINED LIMITS OF ALL THE THREE SNRS

Since all the tentative signals are still doubtful, in the following, we set constraints on ALP parameters with the combined analysis of all the three SNRs. We define $\Delta\chi^2 = \chi^2_{WALP} - \chi^2_{W/oALP}$ to quantify how the ALP model is disfavored by the observation data.

By summing the $\Delta\chi^2$ value of all the three SNRs, we derive combined constraints on ALP parameters. Some studies [26, 33] have shown that, due to the complexity between ALP parameters and spectral irregularities, the $\Delta\chi^2$ distribution in the null hypothesis is not as expected by Wilks theorem [65] to be a χ^2 distribution with 2 degree of freedom. We thus perform Monte Carlo (MC) simulation to derive the null distribution and the threshold value of $\Delta\chi^2$. For this purpose, we first generate the pseudo spectra of Fermi-LAT and VHE.

In the case of Fermi-LAT, we use the optimized model obtained in the global fit of Section III to make a model map with the binning and size the same as the observed counts cube (CCube). Based on the obtained model map, MC simulated CCubes are generated following a Poisson statistic. To be more specified, the number of events in each pixel is determined assuming a Poisson distribution with its mean λ the model-expected counts in the corresponding pixel. We perform the same likelihood analysis as in Section III on these simulated CCubes to derive the flux points of the MC spectra. In order to speed up the calculation, we fix all background parameters to the best-fit values in the fit of simulation data.

For the IACTs data, since the IRFs and exact exposure information are not fully available, we use the same strategy as in the Ref. [33] to create the pseudo spectra. For each flux point in the observed spectrum, the nominal flux value of the

simulated spectrum is randomly assigned based on a Gaussian distribution. The mean of the Gaussian is from the best-fit null model and the sigma is the uncertainty of the observation. The error bars in the simulated spectrum are set to the same values as the observed one.

After preparing the pseudo spectra, we apply the same ALP analysis as used in Section IV to them to scan two-dimensional parameter space (m_a, g_{γ}). For each source, we carry out 500 simulations. The TS distribution for 500 Monte-Carlo simulations is shown in Figure 5. Using a non-central χ^2 function to fit the histogram yields degrees of freedom $d = 4.6 \pm 0.1$ and non-centrality parameter $s = 0$. Though the χ^2 distribution in fact can not fit the real distribution very well, the latter is narrower than the former, thus using the best-fit χ^2 to determine the threshold value would lead to conservative results. Based on this distribution, we can derive the threshold value $\Delta\chi^2_{thr} = 10.5$ above which ALP parameters will be excluded at 95% confidence level.

To make a coverage test, we also simulate spectra of all the three SNRs with an ALP signal for 500 times and see how often the injected ALP signal can be recovered. Considering the computational cost, we choose a subset of ALP parameters (m_a, g_{γ}) = (10 neV, $50 \times 10^{-11} \text{ GeV}^{-1}$) which is excluded by our combined analysis. Then we find the injected ALP signal can be recovered by 484 times with $TS > 10.5$ in 500 simulations. Figure 6 shows the TS distribution for this coverage test.

The results of the combined limits are showed in Figure 7. The red region is constrained at 95% confidence level for Bfield1. Compared with the CAST limits (the black dashed line in Figure 7), the combined analysis of all the three SNRs don't give tighter constraints, which however could be regarded as a supplement and complement to the pervious limits.

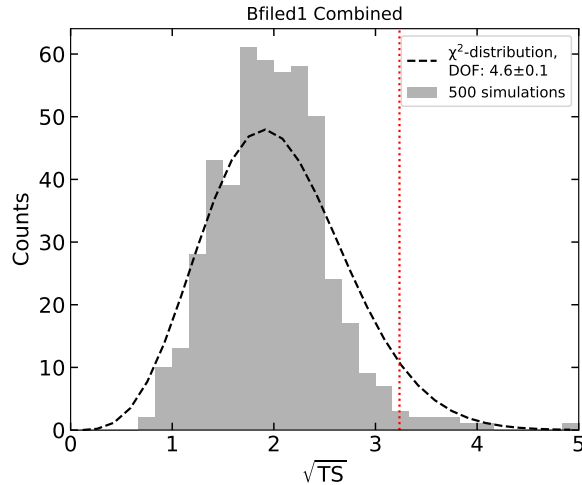


FIG. 5: The TS distribution of the null hypothesis for the ALP analysis. The histogram is from 500 Monte-Carlo simulations of spectra with the null hypothesis. The dashed curve is the best-fit χ^2 distribution with degrees of freedom $d = 4.6 \pm 0.1$. The red vertical line shows the threshold value corresponding to 95% confidence level based on the best-fit distribution.

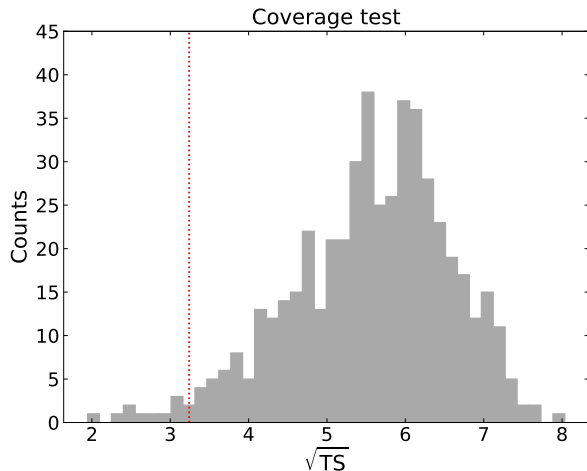


FIG. 6: The TS distribution for the coverage test with 500 simulations of spectra with the injected ALP signal $(m_a, g_{a\gamma}) = (10 \text{ neV}, 50 \times 10^{-11} \text{ GeV}^{-1})$.

VI. DISCUSSION

A. The Galactic magnetic field model

The interactions between ALPs and photons need the participation of the Milky Way magnetic field. Therefore, the choice of the Galactic magnetic field model could induce the uncertainty in our analysis.

In order to test this uncertainty, we repeat the analysis with two additional Galactic magnetic field models which are developed by Sun et al. [66] (Bfield2) and Pshirkov et al.

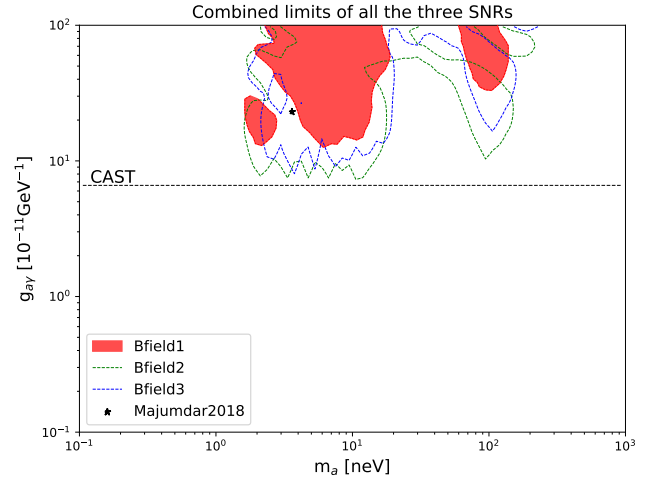


FIG. 7: The 95% confidence level limits on ALP parameters by combining all the three SNRs. The red region is obtained from Bfield1. The dashed lines are for two additional magnetic field models Bfield2 (green) and Bfield3 (blue), respectively. The black star $(m_a, g_{a\gamma}) = (3.6 \text{ neV}, 23 \times 10^{-11} \text{ GeV}^{-1})$ is the best-fit ALP parameters of the possible photon-ALPs mixing signal found by Majumdar et al. with the Jansson and Farrar (Bfield1) GMF model in Ref. [31].

[67] (Bfield3), respectively. Compared with the Bfield1, the Bfield2 models the magnetic field in the disk and the halo of the Galaxy by the use of multi-wavelength synchrotron and RM data [66]. For the Bfield3, Pshirkov et al. constrain the model consisting of two components (disk and halo) with two sets of RM data of extragalactic radio source [67].

Though stronger than those for Bfield1, the combined limits with Bfield2 (green, dashed) and Bfield3 (blue, dashed) shown in Figure 7 are also weaker than the limits set by the CAST experiment. However, so far we haven't known enough about the Milky Way magnetic field and the GMF models used in our work are still not perfect. Further improvements, such as better knowledge of the local environment [51] and more extragalactic RM data [67], are expected in the future.

B. The Fermi-LAT spectrum of IC443

In our pervious work [32], the Fermi-LAT spectrum of IC443 obtained with the P8R2 data and 3FGL showed a preference for the ALP model at the best-fit parameters $(m_a, g_{a\gamma}) = (6.7 \text{ neV}, 20.2 \times 10^{-11} \text{ GeV}^{-1})$ corresponding to a TS value ~ 20.8 (Bfield1). However, with these best-fit parameters, the ALP model don't give any improvement to the fit of the joint Fermi+MAGIC+VERITAS spectrum of IC443 in this work.

We wonder if such distinct results are induced by the addition of IACTs data in the analysis or the different versions of Fermi-LAT data (P8R2/P8R3) and model files (3FGL/4FGL). So in the following, we use the new Fermi-LAT spectrum of IC443 solely to repeat the analysis in the pervious work [32]. The results, shown in Figure 8, indicate that the ALP

TABLE II: Energy scaling factors for IACTs

Source	IACT	Scaling Factor (S_{factor})	$\chi^2_{\text{w/oSfactor}}/\text{d.o.f.}$	$\chi^2_{\text{wSfactor}}/\text{d.o.f.}$
IC443	MAGIC	1.44 ± 0.001	1.10	0.69
IC443	VERITAS	1.47 ± 0.0006	1.77	0.92
W51C	MAGIC	1.24 ± 0.0007	2.51	2.15
W49B	H.E.S.S.	1.16 ± 0.002	2.05	2.01

model isn't obvious better than the null model in the parameter spaces we investigate for the new Fermi-LAT spectrum and the best-fit TS value is 3.9, which are inconsistent with our previous work[32]. These results indicate that the different ALP results in the two works are mainly due to the different Fermi-LAT spectra.

Compared with our pervious work [32], this work use the latest version of the Fermi-LAT data (P8R3) and the model file with the updated diffuse emission templates (gll_iem_v07.fits, iso_P8R3_SOURCE_V2_v1.txt) and the new Fermi-LAT source catalog (4FGL) to get the Fermi-LAT measured spectrum. It is noteworthy that there are two new point sources within 0.5° from the center of IC443 in 4FGL. They are 4FGL J0616.5+2235 (0.16° from the center of IC443) and 4FGL J0618.9+2240 (0.43° , which is associated with 3FGL J0619.4+2242 but the location has changed). In the 4FGL, the newly added point source 4FGL J0616.5+2235 is classified as "spp" which represents sources of unknown nature but overlapping with the location of a known SNR or PWN. In our analysis, we don't take 4FGL J0616.5+2235 as a part of IC443, but in the 3FGL the flux/spectrum of IC443 contains its contribution.

Besides, in the Fermi-LAT only analysis, we also find that TS value decrease to 0.27 at the joint-analysis favored parameters ($m_a, g_{a\gamma}$) = (33.5 neV, $67.8 \times 10^{-11} \text{ GeV}^{-1}$) of IC443. It seems that the high TS value we get in the joint analysis of IC443 is mainly induced by the unsmooth connection between the Fermi-LAT spectrum and the IACT observations, which could be as a result of the different absolute energy calibrations of the instruments (see in detail in Section VIC).

C. Absolute energy calibration

One of the main systematic uncertainties in our analysis is the different absolute energy calibrations between the Fermi-LAT and IACTs. In order to estimate this effect, we assume the energy scaling factor of Fermi-LAT to be 1 and use the joint Fermi-LAT and IACT spectra to derive scaling factors (S_{factor}) for each IACT. To obtain the common energy scale E of IACT, we use the measured energy E_{meas} to multiply the energy scaling factor S_{factor} of each IACT [68]:

$$E = E_{\text{meas}} \cdot S_{\text{factor}} \quad (7)$$

Then we use the null (intrinsic) model to fit the joint Fermi-LAT and modified IACT data and the energy scaling factors

(S_{factor}) of IACT is left as a free parameter in the fitting processes.

The resulting scaling factors for IACTs are listed in Table II together with the reduced minimum χ^2 values without and with scaling factors in the fits. However, the IACT energy scaling factors we obtain are larger than those reported in Ref. [68] by the analysis of Crab Nebula (5-10%). One possible reason for the difference is that the intrinsic spectra are simply modeled by the LogParabola function in our analysis. While in Ref.[68], the predicted inverse compton component is used as the intrinsic model in the HE and VHE band to derive energy scaling factors for IACTs. A better understanding of the astrophysical processes with the multi-wavelengths observations is to be expected in the further analysis. As mentioned in Section IV A, we have not taken systematic uncertainties of the VHE data into account, which could also explain large IACTs energy scaling factors we get.

Then we introduced these energy scale factors into the joint analysis of IC443. Corresponding to ALP parameters ($m_a, g_{a\gamma}$) = (23.7 neV, $37.1 \times 10^{-11} \text{ GeV}^{-1}$), the best-fit TS value of the ALP signal reduces to 4.8, which is too weak to be a reliable signal. Future telescopes with significantly improved performance may reduce this uncertainty related to the absolute energy calibration, which would make the results of the joint HE+VHE analysis more instructive.

VII. SUMMARY

In this work, we search for the possible signal of the photon-ALP oscillation using the joint Fermi-LAT and IACTs spectra of three SNRs. In the case of IC443 and W51C, the joint spectra give relatively high TS values of 20.9 and 15.9, respectively, for the model including the photon-ALP oscillation. However the corresponding best-fit ALP parameters are in tension with the CAST limits. Moreover, we find these high TS values may be due to unsmooth transitions between Fermi-LAT and IACTs. We only consider the statistical uncertainties of IACTs data in our analysis. And we speculate that these unsmooth transitions might be introduced by systematic uncertainties of the absolute energy calibrations of instruments. In Section VIC, we derive energy scaling factors of instruments using the joint Fermi-LAT and IACTs spectra.

Since the tentative signals found in our analysis are still in doubt, we constrain ALP parameters using the combined analysis of all the three SNRs. Except Bfield1, we take two more additional GMF models (Bfield2 and Bfield3) into account to set the corresponding limits. For all three magnetic field models we choose, the combined limits are weaker than the limits set by the CAST experiment and observations of globular clusters. Regardless, these combined limits we get provide a complementary support to the existing constraints. Based on the Bfield1 GMF model, Ref. [31] found the possible indication of the photon-ALP oscillation in the γ -ray spectra of bright pulsars. The corresponding best-fit ALP parameters are ($m_a, g_{a\gamma}$) = (3.6 neV, $23 \times 10^{-11} \text{ GeV}^{-1}$). It is interesting to note that our combined limits couldn't exclude this hint found by Ref. [31] with the same GMF model (Bfield1) (see Figure

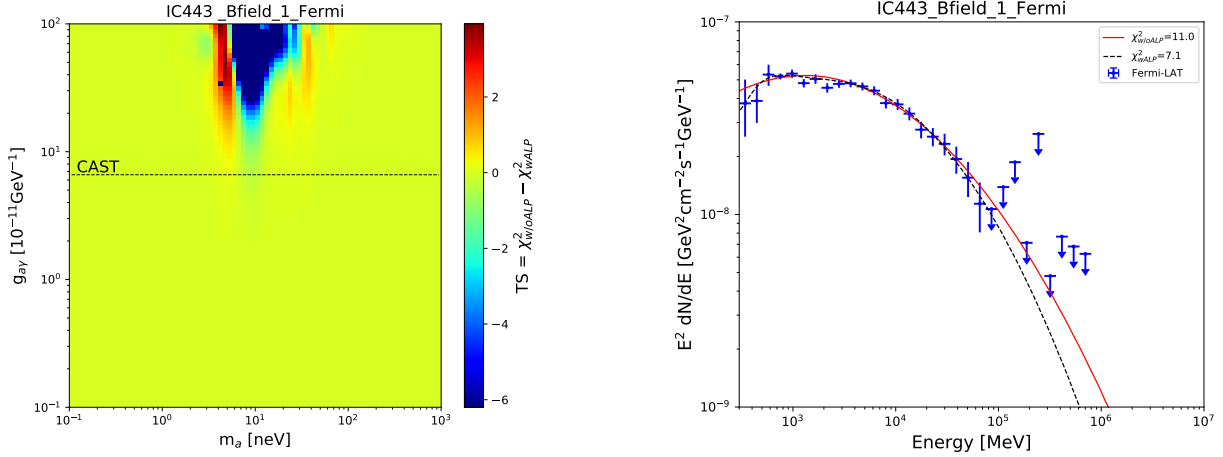


FIG. 8: Left panel: The TS value as a function of ALP mass m_a and photon-ALP coupling constant g_{ay} for IC443 (Fermi, Bfield1). Right panel: The Fermi-LAT spectrum of IC443 and the best-fit models without and with photon-ALP oscillations.

7).

For the joint analysis of IC443, we obtain a different result compared to our previous work only using the Fermi-LAT spectrum of IC443 [32]. The difference likely arises from the using of the latest version of the Fermi-LAT data (P8R3), the new model file with the updated diffuse emission model template (gll_iem_v07.fits, iso_P8R3_SOURCE_V2_v1.txt) and the new Fermi-LAT source catalog (4FGL).

Note that there are some other telescopes sensitive to the GeV or TeV energy range at present or in the future, which may contribute significantly to the search of photon-ALP oscillations. In particular, the Cherenkov Telescope Array (CTA), the next generation IACT, will cover the energy range from a few tens of GeV to above 100 TeV with the improved sensitivity, enhanced angular and energy resolutions over existing VHE γ -ray observatories [69]. Besides, the Dark Matter Particle Explorer (DAMPE) also displays outstanding energy resolution in a wide energy range of 10 GeV to TeV and above

[70, 71]. With more and more γ -ray telescopes joining, the existence of ALP will be investigated more deeply in the near future.

Acknowledgments

This work is supported by the National Key Research and Development Program of China (Grant No. 2016YFA0400200), the National Natural Science Foundation of China (Grants No. 11525313, No. 11722328, No. 11773075, No. U1738210, No. U1738136, No. 11773075 and No. U1738206), the 100 Talents Program of Chinese Academy of Sciences, and the Youth Innovation Promotion Association of Chinese Academy of Sciences (Grant No. 2016288).

-
- [1] Planck Collaboration *et al.*, “Planck 2015 results. XIII. Cosmological parameters,” *Astron. Astrophys* **594**, A13 (2016), [arXiv:1502.01589](#).
 - [2] P. Sikivie, “Dark Matter Axions,” *International Journal of Modern Physics A* **25**, 554 (2010), [arXiv:0909.0949](#).
 - [3] P. Arias, D. Cadamuro, M. Goodsell, J. Jaeckel, J. Redondo, and A. Ringwald, “Wispy cold dark matter,” *Journal of Cosmology and Astroparticle Physics* **2012**, 013 (2012).
 - [4] P. W. Graham, I. G. Irastorza, S. K. Lamoreaux, A. Lindner, and K. A. van Bibber, “Experimental Searches for the Axion and Axion-Like Particles,” *Annual Review of Nuclear and Particle Science* **65**, 485 (2015), [arXiv:1602.00039](#).
 - [5] G. Carosi, A. Friedland, M. Giannotti, M. J. Pivovarov, J. Ruz, and J. K. Vogel, “Probing the axion-photon coupling: phenomenological and experimental perspectives. A snowmass white paper,” *ArXiv e-prints* (2013), [arXiv:1309.7035](#).
 - [6] R. Ballou *et al.*, “Latest Results of the OSQAR Photon Regeneration Experiment for Axion-Like Particle Search,” *ArXiv e-prints* (2014), [arXiv:1410.2566](#).
 - [7] K. Ehret *et al.*, “New ALPS results on hidden-sector lightweights,” *Physics Letters B* **689**, 149 (2010), [arXiv:1004.1313](#).
 - [8] J. Redondo and A. Ringwald, “Light shining through walls,” *Contemporary Physics* **52**, 211 (2011), [arXiv:1011.3741](#).
 - [9] M. Hotz *et al.*, “Searches for Structured Axion Dark Matter with ADMX,” in *APS Meeting Abstracts* (2012) p. D14.002.
 - [10] V. Anastassopoulos *et al.*, “New CAST limit on the axion-photon interaction,” *Nature Physics* **13**, 584 (2017).
 - [11] J. K. Vogel *et al.*, “The Next Generation of Axion Helioscopes: The International Axion Observatory (IAXO),” *Physics Proceedings* **61**, 193 (2015).
 - [12] G. G. Raffelt and D. S. P. Dearborn, “Bounds on hadronic axions from stellar evolution,” *Phys. Rev. D* **36**, 2211 (1987).
 - [13] G. G. Raffelt, “Astrophysical Axion Bounds,” in

- Axions, *Lecture Notes in Physics*, Vol. 741, edited by M. Kuster, G. Raffelt, and B. Beltrán (2008) p. 51.
- [14] A. Friedland, M. Giannotti, and M. Wise, “Constraining the Axion-Photon Coupling with Massive Stars,” *Phys. Rev. Lett.* **110**, 061101 (2013), [arXiv:1210.1271](#).
 - [15] A. Ayala, I. Domínguez, M. Giannotti, A. Mirizzi, and O. Straniero, “Revisiting the Bound on Axion-Photon Coupling from Globular Clusters,” *Phys. Rev. Lett.* **113**, 191302 (2014), [arXiv:1406.6053](#).
 - [16] K. A. Hochmuth and G. Sigl, “Effects of axion-photon mixing on gamma-ray spectra from magnetized astrophysical sources,” *Phys. Rev. D* **76**, 123011 (2007), [arXiv:0708.1144](#).
 - [17] D. Hooper and P. D. Serpico, “Detecting Axionlike Particles with Gamma Ray Telescopes,” *Physical Review Letters* **99**, 231102 (2007), [arXiv:0706.3203](#).
 - [18] A. de Angelis, O. Mansutti, and M. Roncadelli, “Axion-like particles, cosmic magnetic fields and gamma-ray astrophysics,” *Physics Letters B* **659**, 847 (2008), [arXiv:0707.2695](#).
 - [19] M. Simet, D. Hooper, and P. D. Serpico, “Milky Way as a kiloparsec-scale axionscope,” *Phys. Rev. D* **77**, 063001 (2008), [arXiv:0712.2825](#).
 - [20] M. A. Sánchez-Conde, D. Paneque, E. Bloom, F. Prada, and A. Domínguez, “Hints of the existence of axionlike particles from the gamma-ray spectra of cosmological sources,” *Phys. Rev. D* **79**, 123511 (2009), [arXiv:0905.3270](#).
 - [21] M. Meyer, D. Horns, and M. Raue, “First lower limits on the photon-axion-like particle coupling from very high energy gamma-ray observations,” *Phys. Rev. D* **87**, 035027 (2013), [arXiv:1302.1208](#).
 - [22] A. V. Belikov, L. Goodenough, and D. Hooper, “No indications of axionlike particles from Fermi,” *Phys. Rev. D* **83**, 063005 (2011), [arXiv:1007.4862](#).
 - [23] A. Abramowski *et al.*, “Constraints on axionlike particles with H.E.S.S. from the irregularity of the PKS 2155-304 energy spectrum,” *Phys. Rev. D* **88**, 102003 (2013), [arXiv:1311.3148](#).
 - [24] R. Reesman and T. P. Walker, “Probing the scale of ALP interactions with Fermi blazars,” *J. Cosmol. Astropart. Phys.* **8**, 021 (2014), [arXiv:1402.2533](#).
 - [25] B. Berenji, J. Gaskins, and M. Meyer, “Constraints on axions and axionlike particles from Fermi Large Area Telescope observations of neutron stars,” *Phys. Rev. D* **93**, 045019 (2016), [arXiv:1602.00091](#).
 - [26] M. Ajello *et al.*, “Search for Spectral Irregularities due to Photon-Axionlike-Particle Oscillations with the Fermi Large Area Telescope,” *Physical Review Letters* **116**, 161101 (2016), [arXiv:1603.06978](#).
 - [27] M. Meyer, M. Giannotti, A. Mirizzi, J. Conrad, and M. A. Sánchez-Conde, “Fermi Large Area Telescope as a Galactic Supernovae Axionscope,” *Physical Review Letters* **118**, 011103 (2017), [arXiv:1609.02350](#).
 - [28] C. Zhang, Y.-F. Liang, S. Li, N.-H. Liao, L. Feng, Q. Yuan, Y.-Z. Fan, and Z.-Z. Ren, “New bounds on axionlike particles from the Fermi Large Area Telescope observation of PKS 2155-304,” *Phys. Rev. D* **97**, 063009 (2018), [arXiv:1802.08420](#).
 - [29] J. Majumdar, F. Calore, and D. Horns, “Modulations in Spectra of Galactic Gamma-ray sources as a result of photon-ALPs mixing,” *ArXiv e-prints* (2017), [arXiv:1710.09894](#).
 - [30] J. Majumdar, F. Calore, and D. Horns, “Spectral modulation of non-Galactic plane Gamma-ray pulsars due to photon-ALPs mixing in Galactic magnetic field,” in *Proceedings of the 7th International Fermi Symposium* (2017) p. 168, [arXiv:1711.08723](#).
 - [31] J. Majumdar, F. Calore, and D. Horns, “Search for gamma-ray spectral modulations in Galactic pulsars,” *J. Cosmol. Astropart. Phys.* **4**, 048 (2018), [arXiv:1801.08813](#).
 - [32] Z.-Q. Xia, C. Zhang, Y.-F. Liang, L. Feng, Q. Yuan, Y.-Z. Fan, and J. Wu, “Searching for spectral oscillations due to photon-axionlike particle conversion using the fermi-lat observations of bright supernova remnants,” *Phys. Rev. D* **97**, 063003 (2018).
 - [33] Y.-F. Liang, C. Zhang, Z.-Q. Xia, L. Feng, Q. Yuan, and Y.-Z. Fan, “Constraints on axion-like particle properties with TeV gamma-ray observations of Galactic sources,” *Journal of Cosmology and Astro-Particle Physics* **2019**, 042 (2019), [arXiv:1804.07186](#).
 - [34] W. B. Atwood *et al.*, “The Large Area Telescope on the Fermi Gamma-Ray Space Telescope Mission,” *Astrophys. J.* **697**, 1071 (2009), [arXiv:0902.1089](#).
 - [35] E. Lorenz and The MAGIC Collaboration, “Status of the 17 m MAGIC telescope,” *NewA Rev.* **48**, 339 (2004).
 - [36] T. C. Weekes *et al.*, “VERITAS: the Very Energetic Radiation Imaging Telescope Array System,” *Astroparticle Physics* **17**, 221 (2002), [astro-ph/0108478](#).
 - [37] J. A. Hinton and the HESS Collaboration, “The status of the HESS project,” *NewA Rev.* **48**, 331 (2004), [astro-ph/0403052](#).
 - [38] A. A. Abdo *et al.*, “Observation of Supernova Remnant IC 443 with the Fermi Large Area Telescope,” *Astrophys. J.* **712**, 459 (2010), [arXiv:1002.2198](#).
 - [39] A. A. Abdo *et al.*, “Fermi LAT Discovery of Extended Gamma-Ray Emission in the Direction of Supernova Remnant W51C,” *Astrophys. J. Lett.* **706**, L1 (2009), [arXiv:0910.0908](#).
 - [40] A. A. Abdo *et al.*, “Fermi-LAT Study of Gamma-ray Emission in the Direction of Supernova Remnant W49B,” *Astrophys. J.* **722**, 1303 (2010), [arXiv:1008.4190](#).
 - [41] J. Albert *et al.*, “Discovery of Very High Energy Gamma Radiation from IC 443 with the MAGIC Telescope,” *Astrophys. J. Lett.* **664**, L87 (2007), [arXiv:0705.3119](#).
 - [42] V. A. Acciari *et al.*, “Observation of Extended Very High Energy Emission from the Supernova Remnant IC 443 with VERITAS,” *Astrophys. J. Lett.* **698**, L133 (2009), [arXiv:0905.3291](#).
 - [43] B. Humensky and VERITAS Collaboration, “The TeV Morphology of the Interacting Supernova Remnant IC 443,” in *34th International Cosmic Ray Conference (ICRC2015)*, International Cosmic Ray Conference, Vol. 34, edited by A. S. Borisov *et al.* (2015) p. 875, [arXiv:1512.01911](#).
 - [44] J. Aleksić *et al.*, “Morphological and spectral properties of the W51 region measured with the MAGIC telescopes,” *Astron. Astrophys.* **541**, A13 (2012), [arXiv:1201.4074](#).
 - [45] H. E. S. S. Collaboration *et al.*, “The supernova remnant W49B as seen with H.E.S.S. and Fermi-LAT,” *Astron. Astrophys.* **612**, A5 (2018), [arXiv:1609.00600](#).
 - [46] A. U. Abeysekara *et al.*, “The 2HWC HAWC Observatory Gamma-Ray Catalog,” *Astrophys. J.* **843**, 40 (2017), [arXiv:1702.02992](#).
 - [47] S. Ranasinghe and D. A. Leahy, “Revised Distances to 21 Supernova Remnants,” *Astron. J.* **155**, 204 (2018), [arXiv:1808.09082](#).
 - [48] G. Raffelt and L. Stodolsky, “Mixing of the photon with low-mass particles,” *Phys. Rev. D* **37**, 1237 (1988).
 - [49] A. Mirizzi and D. Montanino, “Stochastic conversions of TeV photons into axion-like particles in extragalactic magnetic fields,” *J. Cosmol. Astropart. Phys.* **12**, 004 (2009), [arXiv:0911.0015](#).
 - [50] A. Kartavtsev, G. Raffelt, and H. Vogel, “Extragalactic photon-ALP conversion at CTA energies,” *J. Cosmol. Astropart. Phys.* **1**, 024 (2017), [arXiv:1611.04526](#).
 - [51] R. Jansson and G. R. Farrar, “A new model of the galactic magnetic field,” *The Astrophysical Journal* **757**, 14 (2012).
 - [52] Planck Collaboration *et al.*, “Planck intermediate results. XLII.

- Large-scale Galactic magnetic fields,” *Astron. Astrophys* **596**, A103 (2016), [arXiv:1601.00546](#).
- [53] W. Atwood *et al.*, “Pass 8: Toward the Full Realization of the Fermi-LAT Scientific Potential,” ArXiv e-prints (2013), [arXiv:1303.3514](#).
- [54] The Fermi-LAT collaboration, “Fermi Large Area Telescope Fourth Source Catalog,” arXiv e-prints, [arXiv:1902.10045](#) (2019), [arXiv:1902.10045](#).
- [55] F. Acero *et al.*, “Fermi Large Area Telescope Third Source Catalog,” *Astrophys. J. Suppl.* **218**, 23 (2015), [arXiv:1501.02003](#).
- [56] M. Ackermann *et al.*, “Detection of the Characteristic Pion-Decay Signature in Supernova Remnants,” *Science* **339**, 807 (2013), [arXiv:1302.3307](#).
- [57] T. Jogler and S. Funk, “Revealing W51C as a Cosmic Ray Source Using Fermi-LAT Data,” *Astrophys. J.* **816**, 100 (2016).
- [58] Y.-F. Liang, Z.-Q. Shen, X. Li, Y.-Z. Fan, X. Huang, S.-J. Lei, L. Feng, E.-W. Liang, and J. Chang, “Search for a gamma-ray line feature from a group of nearby galaxy clusters with Fermi LAT Pass 8 data,” *Phys. Rev. D* **93**, 103525 (2016), [arXiv:1602.06527](#).
- [59] J. Aleksić *et al.*, “The major upgrade of the MAGIC telescopes, Part II: A performance study using observations of the Crab Nebula,” *Astroparticle Physics* **72**, 76 (2016), [arXiv:1409.5594](#).
- [60] R. Wells and VERITAS Collaboration, “Multi-TeV Energy Resolution Studies with VERITAS,” *International Cosmic Ray Conference* **35**, 595 (2017), [arXiv:1708.06728](#).
- [61] A. Abramowski *et al.*, “Search for Photon-Linelike Signatures from Dark Matter Annihilations with H.E.S.S.” *Physical Review Letters* **110**, 041301 (2013), [arXiv:1301.1173](#).
- [62] H. Abdalla *et al.*, “H.E.S.S. Limits on Linelike Dark Matter Signatures in the 100 GeV to 2 TeV Energy Range Close to the Galactic Center,” *Physical Review Letters* **117**, 151302 (2016), [arXiv:1609.08091](#).
- [63] M. de Naurois and L. Rolland, “A high performance likelihood reconstruction of γ -rays for imaging atmospheric Cherenkov telescopes,” *Astroparticle Physics* **32**, 231 (2009), [arXiv:0907.2610](#).
- [64] V. A. Acciari *et al.*, “Observation of Extended Very High Energy Emission from the Supernova Remnant IC 443 with VERITAS,” *Astrophys. J. Lett.* **698**, L133 (2009), [arXiv:0905.3291](#).
- [65] S. S. Wilks, “The large-sample distribution of the likelihood ratio for testing composite hypotheses,” *Ann. Math. Statist.* **9**, 60 (1938).
- [66] X. H. Sun, W. Reich, A. Waelkens, and T. A. Enßlin, “Radio observational constraints on Galactic 3D-emission models,” *Astron. Astrophys* **477**, 573 (2008), [arXiv:0711.1572](#).
- [67] M. S. Pshirkov, P. G. Tinyakov, P. P. Kronberg, and K. J. Newton-McGee, “Deriving the global structure of the galactic magnetic field from faraday rotation measures of extragalactic sources,” *The Astrophysical Journal* **738**, 192 (2011).
- [68] M. Meyer, D. Horns, and H.-S. Zechlin, “The Crab Nebula as a standard candle in very high-energy astrophysics,” *Astron. Astrophys* **523**, A2 (2010), [arXiv:1008.4524](#).
- [69] B. S. Acharya *et al.*, “Introducing the CTA concept,” *Astroparticle Physics* **43**, 3 (2013).
- [70] J. Chang *et al.*, “The DARK Matter Particle Explorer mission,” *Astroparticle Physics* **95**, 6 (2017), [arXiv:1706.08453](#).
- [71] DAMPE Collaboration, “Direct detection of a break in the teraelectronvolt cosmic-ray spectrum of electrons and positrons,” *Nature* **552**, 63 (2017), [arXiv:1711.10981](#).