

The viscous Holmboe instability for smooth shear and density profiles

J. P. Parker^{1†}, C. P. Caulfield^{2,1} and R. R. Kerswell¹

¹Department of Applied Mathematics and Theoretical Physics, University of Cambridge,
Wilberforce Rd, Cambridge CB3 0WA, UK

²BP Institute for Multiphase Flow, University of Cambridge, Madingley Rise, Madingley
Road, Cambridge CB3 0EZ, UK

(Received xx; revised xx; accepted xx)

The Holmboe wave instability is one of the classic examples of a stratified shear instability, usually explained as the result of a resonance between a gravity wave and a vorticity wave. Historically, it has been studied by linear stability analyses at infinite Reynolds number, Re , and by direct numerical simulations at relatively low Re in the regions known to be unstable from the inviscid linear stability results. In this paper, we perform linear stability analyses of the classical ‘Hazel model’ of a stratified shear layer (where the background velocity and density distributions are assumed to take the functional form of hyperbolic tangents with different characteristic vertical scales) over a range of different parameters at finite Re , finding new unstable regions of parameter space. In particular, we find instability when the Richardson number is everywhere greater than $1/4$, where the flow would be stable at infinite Re by the Miles-Howard theorem. We find unstable modes with no critical layer, and show that despite the necessity of viscosity for the new instability, the growth rate relative to diffusion of the background profile is maximised at large Re . We use these results to shed new light on the wave-resonance and over-reflection interpretations of stratified shear instability. We argue for a definition of Holmboe instability as being characterised by propagating vortices above or below the shear layer, as opposed to any reference to sharp density interfaces.

1. Introduction

Stably stratified shear flows are ubiquitous in the oceans and atmosphere. Their instabilities are believed to be relevant to a variety of geophysical processes, and understanding them is important, for example, in the irreversible mixing of fluid of different densities in the abyssal ocean to close ocean energy budgets. The classical example of a shear instability is the Kelvin-Helmholtz instability (KHI) of a uniform sheet of vorticity. Generally, this instability is damped when a stable stratification is introduced, and the linear instability is no longer found when the minimum Richardson number, quantifying the strength of stratification to shear effects, exceeds one quarter (Drazin 1958; Miles 1961; Howard 1961). However, if a sharp density interface is considered, a qualitatively different, propagating instability is instead found (Holmboe 1962; Hazel 1972). This so-called Holmboe wave instability (HWI), or just ‘Holmboe instability’, is believed to be due to an interaction between internal gravity waves on the density interface and vorticity waves on either side of the shear layer. It is hypothesized to be important for ocean mixing (Salehipour *et al.* 2016), as sharp interfaces are naturally occurring at high Prandtl numbers.

† Email address for correspondence: jeremy.parker@damtp.cam.ac.uk

One important result is the Miles-Howard theorem (Miles 1961; Howard 1961), which states that in the inviscid case, a stratified shear profile is linearly stable so long as the local or gradient Richardson number Ri_g (defined precisely below in section 2) is everywhere greater than one quarter. For flows in which HWI is usually studied, including the piecewise linear profile of Holmboe (1962) and the one-sided profile of Baines & Mitsudera (1994), as well as the smooth profile studied by Hazel (1972), Ri_g is vanishingly small away from the shear layer, so the theorem does not apply, despite arbitrarily large *bulk* Richardson numbers (also defined more precisely in section 2). On the other hand, when the bulk Richardson number Ri_b is small, the internal waves are not strong, and so KHI is preferred over HWI.

Though the Miles-Howard theorem is only proven for inviscid flows, a Richardson number of one quarter is often employed as a criterion for stability in oceanography and related fields. It is argued from this that a density interface must be narrow compared with the shear layer for HWI to be present (Thorpe 2005), quantified by the ratio R of shear layer thickness to buoyancy interface thickness being high. However, Miller & Lindzen (1988) showed that it is possible to have shear instabilities when $Ri_g > 1/4$ everywhere if viscosity is introduced. This leads to the possibility that HWI exists even when R is of order one, when $Ri_g > 1/4$, at finite Reynolds number. Such an instability was demonstrated, for a single specific choice of parameters, by the authors previously in Parker *et al.* (2019). This could have profound implications for our understanding of geophysical processes, since HWI is known to have very different mixing properties to KHI (Salehipour *et al.* 2016).

In addition to a succinct proof of the Miles-Howard theorem, Howard (1961) also proves an important result, now called the Howard semicircle theorem. This states that for an inviscid, parallel, stratified shear flow, the complex phase speed of any unstable mode must be located in a semicircle centred about the median velocity on the real axis, with radius of half the velocity difference. Though difficult to interpret directly, this has the immediate corollary that the phase speed of any instability must lie between the maximum and minimum velocities of the flow. For a smooth velocity profile, this means that there certainly exists a critical layer, at which the phase velocity equals the flow velocity, and the Taylor-Goldstein equation (see section 2) becomes singular. The behaviour of instabilities at the critical layer is a well studied field (Maslowe 1986; Troitskaya 1991; Churilov & Shukhman 1996), and leads to the over-reflection hypothesis discussed below. However, the semicircle theorem is again only proven for inviscid flows, and we shall see that it does not generalise when viscosity is taken into account.

Two different physical interpretations of stratified shear instabilities exist in the literature. The first, suggested originally by Taylor (1931), developed by Garcia (1956); Cairns (1979); Caulfield (1994) and Baines & Mitsudera (1994), and reviewed in detail by Carpenter *et al.* (2013), is the idea that a pair of waves can phase-lock and mutually amplify one another if configured correctly. This leads to the classification of three canonical instabilities: KHI, the resonance of two vorticity waves; HWI, the resonance of a vorticity and an internal wave; and the so-called ‘Taylor-Caulfield’ instability (Taylor 1931; Caulfield *et al.* 1995), the resonance of two internal waves. In practice, the distinction between these is not clear cut (Carpenter *et al.* 2010; Eaves & Balmforth 2019). In this paper, we shall argue that any instability with zero phase speed in flows with a single density interface should be defined as KHI and any instability with a propagating localised vortex should be defined as HWI. The reason for this proposed classification is based on the qualitative nonlinear evolutions, as will become clear in section 4.

There is good evidence that an interaction of a gravity and a vorticity wave is responsi-

ble for (at least inviscid) HWI. For instance, Alexakis (2005) discovered additional bands of instability at higher Ri_b , which seem to be caused by the resonance of a higher order gravity wave harmonic with the vorticity wave. In the piecewise linear model, directly considering the interaction of the two waves in isolation leads to accurate prediction of the band of instability (Caulfield 1994; Baines & Mitsudera 1994). One major problem with this wave-resonance description is that it does not account for the Miles-Howard theorem. It is not clear why, with a broader density interface, the waves should no longer be able to resonate and cause instability. Further, though KHI seems to be related to an interaction of two vorticity waves, the theory has not yet been able to explain the damping of this instability as Richardson number is increased.

A different perspective, developed by R. S. Lindzen and coauthors, and reviewed in Lindzen (1988), is based on the idea that when the local Richardson number is less than one quarter, the critical layer of a normal-mode wave incident on a stratified shear layer will ‘over-reflect’, and in the correct configuration, this may lead to exponential growth. This theory, though harder to understand intuitively than the wave-resonance picture, is attractive as it explicitly includes the Miles-Howard criterion. However, Smyth & Peltier (1989) showed that while wave over-reflection could accurately predict KHI and HWI in isolation, near the transition between the two, the theory was insufficient. In particular, there exist regions of parameter space where KHI exists, so the critical layer is located where the velocity vanishes, and yet $Ri_g > 1/4$ here so over-reflection is not expected.

In this paper, we perform linear stability analyses over a wide range of parameters for the ‘Hazel model’ (Hazel 1972), including viscosity which has usually been omitted in the past (Hazel 1972; Smyth & Peltier 1989; Alexakis 2005, 2009). As well as finding a clear continuation of the classic inviscid HWI at values of R for which it is known to exist, we also find instability at much lower R , with growth rates which vanish as Reynolds number is increased. We term this new instability the viscous Holmboe instability (VHI), and demonstrate that it has many similarities to the classic HWI. Our results suggest that while the wave interaction theory gives a useful interpretation of the phenomenology, neither this nor the over-reflection theory is useful as a necessary or sufficient criterion to predict instability. We shall see that results from inviscid theory are not only not strictly valid, but are not relevant in the viscous case, even in situations where the Reynolds number is sufficiently high that a ‘frozen flow’ approximation is valid, and so the diffusion of the background velocity and density distributions is not thought to be significant.

The remainder of the paper is organised as follows. In section 2, we present the assumptions made and the equations solved. In section 3, linear stability analyses are presented over a wide range of different parameters, and the fastest growing Holmboe modes are tracked and discussed as Reynolds number and R are varied. Section 4 shows the nonlinear evolution of VHI at parameter values for which we expect it to grow fastest, and we compare this against the evolution of the classic, inherently inviscid HWI. In section 5, the results are discussed with particular emphasis on interpretation through wave-resonance and over-reflection.

2. Equations

In this paper, we consider only two-dimensional perturbations to the background flow. This is a common assumption, by appealing to the results of Squire (1933) and Yih (1955), who showed that any three-dimensional normal mode can be associated with a two-dimensional one with smaller Richardson number and larger Reynolds number.

However, this is not necessarily sufficient to show that the fastest growing mode is always a two-dimensional one (Smyth & Peltier 1990). We discuss this further in section 5.

An infinitesimal normal-mode perturbation with vertical velocity $w(x, z, t) = \hat{w}(z)e^{ik(x-ct)}$ to an inviscid Boussinesq flow with velocity profile $U(z)$ and buoyancy profile $B(z)$ must satisfy the well-known Taylor-Goldstein equation

$$(U - c) (\partial_z^2 - k^2) \hat{w} - U_{zz} \hat{w} = -\frac{B_z}{U - c} \hat{w}. \quad (2.1)$$

Here k is the streamwise wavenumber of the perturbation, and $c = c_r + ic_i$ is the complex phase speed, so that the growth rate of a disturbance is given by $\sigma = kc_i$.

When kinematic viscosity ν^* and diffusivity of the buoyancy distribution κ^* are taken into account, (2.1) becomes the more complicated pair of equations

$$\begin{aligned} (U - c) (\partial_z^2 - k^2) \hat{w} - U_{zz} \hat{w} &= ik\hat{b} + \frac{1}{ik} \frac{1}{Re} (\partial_z^2 - k^2)^2 \hat{w}, \\ (U - c)\hat{b} + \frac{1}{ik} B_z \hat{w} &= \frac{1}{ik} \frac{1}{Pr Re} (\partial_z^2 - k^2) \hat{b}, \quad Re \equiv \frac{U_0^* d_0^*}{\nu^*}; \quad Pr \equiv \frac{\nu^*}{\kappa^*}, \end{aligned} \quad (2.2)$$

where length scales and time scales have been non-dimensionalised using the half-depth d_0^* of the shear layer, and half the velocity difference U_0^* across the shear layer, leading to a conventional definition of the Reynolds number Re , and Pr is the usual Prandtl number.

Following Hazel (1972) and many subsequent authors, we consider the ‘Hazel’ model for the background velocity and buoyancy distributions:

$$U(z) = \tanh z, \quad B(z) = \frac{J}{R} \tanh Rz; \quad R \equiv \frac{d_0^*}{\delta_0^*}; \quad J \equiv \frac{B_0^* d_0^*}{U_0^{*2}}, \quad (2.3)$$

where δ_0^* is the (dimensional) half-depth of the background buoyancy layer with half difference B_0^* and J is the bulk Richardson number. This is an extension of the Holmboe model (Holmboe 1960), which has $R = 1$ and is attractive because the stability boundary can be found analytically (Miles 1961). It is close to the self-similar error function profile expected for a diffusing stratified shear layer when $Pr = R^2$ (Smyth *et al.* 1988). It is important to note that these profiles are not steady solutions of the viscous Boussinesq equations, but we make the ‘frozen flow’ approximation (Smyth & Carpenter 2019) which is valid when $\sigma \gg \frac{1}{Re}$. This inequality is not always satisfied by the instabilities we find, as discussed in section 3.4.

The gradient Richardson number Ri_g , defined as

$$Ri_g(z) \equiv \frac{dB/dz}{(dU/dz)^2} = J \frac{\text{sech}^2 Rz}{\text{sech}^4 z}, \quad (2.4)$$

for the Hazel model flow which means (for this particular flow) that at the centreline, $Ri_g(0) = J$. For $R \leq \sqrt{2}$, J is the minimum of Ri_g , for $\sqrt{2} < R < 2$, there are two minima of $Ri_g < J$ either side of local maximum $z = 0$, and for $R \geq 2$, $Ri_g \rightarrow 0$ as $z \rightarrow \infty$ and $z = 0$ is a global maximum (Alexakis 2005). From the Miles-Howard theorem, we then deduce that inviscid HWI at arbitrarily large J is only possible when $R \geq 2$. In fact, Alexakis (2007) showed that HWI only exists at all for $R \geq 2$, despite the possibility of instability at $J > 1/4$ when $\sqrt{2} < R < 2$.

The solution of (2.2) is performed using a MATLAB code from Smyth & Carpenter (2019). The method is to construct a large matrix eigenvalue problem, using evenly spaced finite differences. This is a mature code, and additionally the existence of viscous Holmboe was confirmed in DNS of the Boussinesq equations at finite Re and $Pr = 1$ (Parker

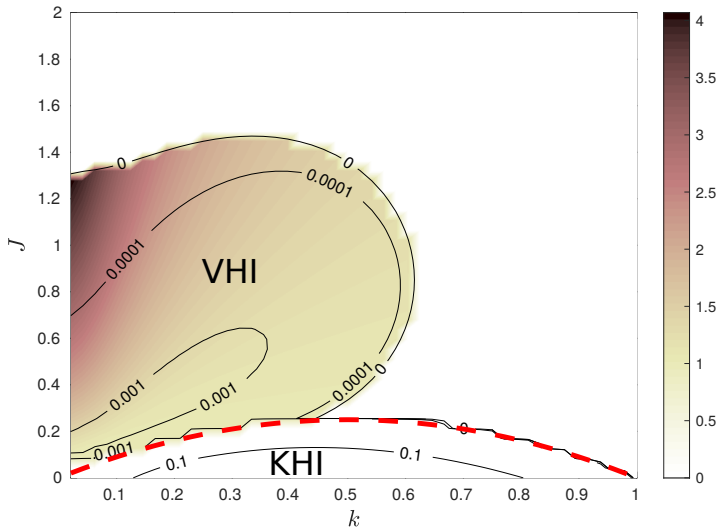


Figure 1: Stability diagram for the Hazel model flow profile as defined in (2.3) with $R = 1$, $Re = 500$, $Pr = 1$, with boundaries at $z = \pm L_z = \pm 15$. The contours show the growth rate of two-dimensional normal mode perturbations of wavenumber k , at bulk Richardson number J . The colours show the phase speed. The lower region, up to $J = 0.25$, is KHI with zero phase speed. The upper lobe is viscous Holmboe instability (VHI), with non-zero phase speed. The dashed line shows the analytic stability boundary $J = k(1 - k)$ for an unbounded domain in the inviscid limit (Miles 1961). In this, and all the stability diagrams in this paper, a waviness is apparent near stability boundaries. This is a common problem in such stability diagrams (Hogg & Ivey 2003; Smyth & Winters 2003; Carpenter *et al.* 2010, 2013), and is associated with interpolating near sharp changes of gradient in contour plots.

et al. 2019). The boundary conditions are that $\frac{\partial \hat{w}}{\partial z} = \frac{\partial \hat{b}}{\partial z} = 0$, i.e. frictionless, insulating boundaries, at $z = \pm L_z$, though all of the instabilities we discuss here are centred around the shear layer, and changing the boundary conditions would not qualitatively affect the results. All linear stability results are found using 768 finite difference points in the vertical direction, except for the $L_z = 20$ case which used 1024 points, and the figures are generated from a 48×48 grid of calculated growth rates.

3. Linear stability analyses

Figure 1 shows a typical example of the viscous Holmboe instability (VHI). There is a clear distinction between those unstable modes with zero phase speed, which we identify as KHI, and the modes with non-zero phase speed, which we identify as VHI. Though the existence of unstable modes at $R = 1$ with non-zero phase speed was unknown before Parker *et al.* (2019), the diagram bears a striking resemblance to the classic stability diagrams for inviscid HWI for a piecewise linear profile with a density discontinuity (Holmboe 1962, figure 7) and the Holmboe model with $R > 2$ (Hazel 1972, figure 8). Crucially, above $J = 0.25$ on this diagram, the gradient Richardson number of the flow is everywhere greater than one quarter, and so we expect stability as $Re \rightarrow \infty$. In the inviscid case, as J is increased the dominant KHI mode and a subdominant KHI mode

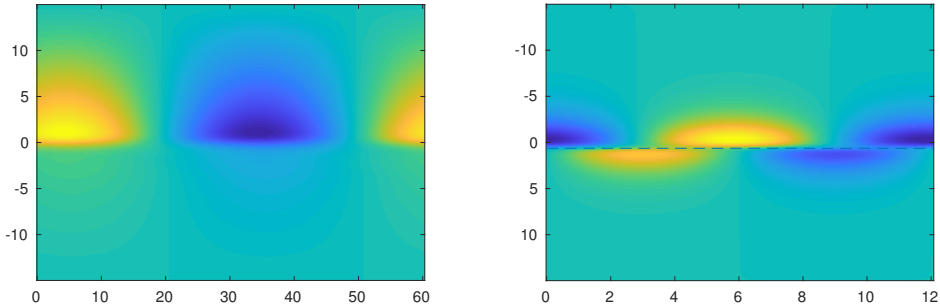


Figure 2: Vorticity field for the most unstable viscous Holmboe instability (VHI) mode for $R = 1$ ($J = 0.2128$, $k = 0.1042$, left) and $R = 3$ ($J = 0.8085$, $k = 0.5208$, right). In the latter case, a critical layer exists at $z = 0.63437$ and is marked with a dashed line.

Re	R	Pr	L_z	σ^{max}	c_r^{max}	J^{max}	k^{max}	Figure
500	1	1	15	0.002031	1.114	0.21277	0.10417	1
500	1	1	10	0.0019489	1.1152	0.21277	0.0625	3a
500	1	1	20	0.0020869	1.1363	0.12766	0.041667	3b
500	1	0.7	15	0.0027958	1.1185	0.21277	0.10417	4a
500	1	7	15	0.00056834	1.2536	0.17021	0.020833	4b
500	0.5	0.25	15	0.0003781	1.557	0.12766	0.041667	5a
500	1.5	2.25	15	0.0032918	1.0156	0.29787	0.10417	5b
500	2	4	15	0.0033963	0.88215	0.38298	0.125	5c
500	3	9	15	0.031314	0.56129	0.80851	0.52083	5d
5.5	1	1	15	0.0014049	1.4289	0.29787	0.125	6
6	1	1	15	0.0025824	1.2608	0.21277	0.125	6
7	1	1	15	0.0039878	1.2708	0.25532	0.14583	6
10	1	1	15	0.0067811	1.2525	0.25532	0.14583	6
15	1	1	15	0.0092699	1.2498	0.34043	0.1875	6
20	1	1	15	0.01023	1.2336	0.34043	0.1875	6
25	1	1	15	0.010546	1.2515	0.34194	0.175	6
30	1	1	15	0.010542	1.2334	0.35806	0.1875	6
40	1	1	15	0.01	1.2446	0.34043	0.16667	6
100	1	1	15	0.0069558	1.1762	0.25532	0.125	6
200	1	1	15	0.0044792	1.1263	0.21277	0.10417	6
400	1	1	15	0.0025701	1.1279	0.17021	0.0625	6
1000	1	1	15	0.0011049	1.1183	0.17021	0.0625	6
2000	1	1	15	0.00057664	1.0722	0.13226	0.025	6
4000	1	1	15	0.0002994	1.0854	0.13226	0.0125	6
10000	1	1	15	0.00012168	1.0827	0.13226	0.0125	6

Table 1: The various parameters used for the linear stability diagrams, as well as the maximum growth rate σ^{max} of viscous Holmboe instability (VHI) for each set of parameters, and the phase speed c_r^{max} , wavenumber k^{max} and bulk Richardson number J^{max} at which they occur.

converge and bifurcate into the pair of HWI modes, with opposite phase speeds. In the viscous case, the regions of the two instabilities overlap slightly and there is no clean bifurcation from one to the other. The remainder of this section will explore how the structure of stability diagrams like figure 1 change as various parameters are varied.

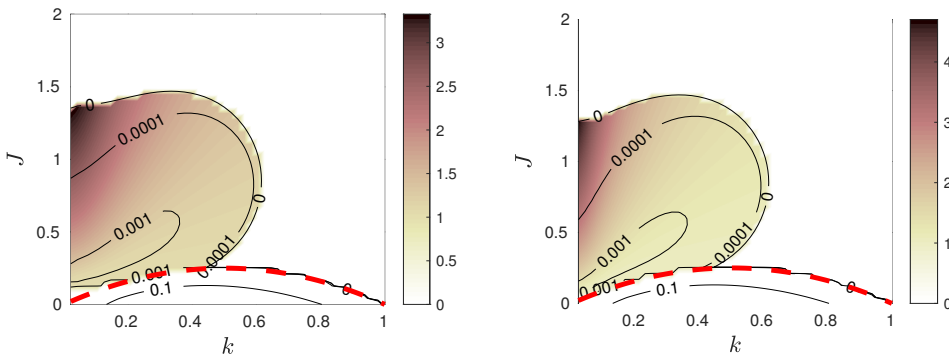


Figure 3: As for figure 1, but with $L_z = 10$ (left) and $L_z = 20$ (right).

Figure 2 shows typical eigenmodes of the spanwise vorticity. With $R = 1$, i.e. a density interface as wide as the shear layer, no critical layer exists. With $R = 3$, the eigenmode is virtually indistinguishable from the $Re \rightarrow \infty$ case, and a critical layer is present and clearly manifests itself within the spatial structure of the mode. Both of these modes have an equivalent mode associated with the complex conjugate eigenvalue, which is identical except for a reflection in the centreline. In the $R = 1$ case, we also note that the growth rate is maximised at a much lower wavenumber.

Table 1 shows the full list of parameters for which stability diagrams were produced. For each diagram, we find the maximum growth rate for VHI, i.e. the maximum of σ such that the phase speed c_r is non-zero, maximised over the discretised values of k and J . Since the grids are relatively coarse, the values will not be the true maxima as no optimisation algorithm has been employed, but they give a strong indication of the trend.

3.1. Effects of domain height

The instabilities we study, KHI and HWI, were originally derived as solutions to the Taylor-Goldstein equation in an unbounded domain. There are several ways to approximate a domain of infinite height numerically, but we choose the simplest, which is to use a domain of sufficiently large, but finite, height. How large is sufficient is an important question, as a very large domain is computationally inefficient. Certainly as the height gets small compared with the wavelength of the instabilities we expect the results to change dramatically, and Hazel (1972) noted how the diagrams always differ from the analytic, unbounded results at low wavenumbers. Figure 3 shows the same diagram as figure 1, but at a larger and smaller domain heights. Though the results are slightly different, qualitatively they are very similar, especially for $L_z = 20$, with $L_z = 10$ showing more instability at low wavenumbers. The maximum growth rate of the VHI region is $\sigma = 1.9489 \times 10^{-3}$ for $L_z = 10$ and $\sigma = 2.0869 \times 10^{-3}$ for $L_z = 20$, compared with $\sigma = 2.0310 \times 10^{-3}$ for $L_z = 15$, suggesting that $L_z = 15$ is sufficient to capture the behaviour in which we are interested.

3.2. Effects of Prandtl number

Figure 4 shows the effect on the stability diagram of varying the Prandtl number. For $Pr = 0.7$ (characteristic of thermally-stratified air), we find a maximum growth rate of $\sigma = 2.7958 \times 10^{-3}$, and for $Pr = 7$ (a typical value for thermally-stratified water) of $\sigma = 5.6834 \times 10^{-4}$, compared with $\sigma = 2.0310 \times 10^{-3}$ for $Pr = 1$. Therefore, decreasing

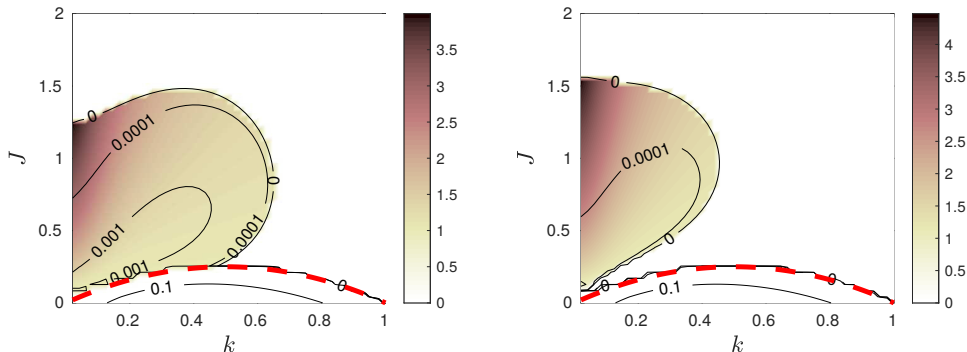


Figure 4: As for figure 1, but with $Pr = 0.7$ (left) and $Pr = 7$ (right).

the diffusion of buoyancy seems to have a stabilising effect on VHI. In contrast, the KHI at the bottom of the figure is virtually unchanged as Pr is varied by an order of magnitude, which reinforces the idea that KHI is produced by the shear alone. Jones (1977) found strong instability at very low Pr , but we believe this to be a different effect.

Henceforth we give results using $Pr = R^2$, as proposed by Smyth *et al.* (1988). Despite the fact that the instability seems to be destabilised when Pr is reduced, it is also stabilised when R is decreased, as we shall see.

3.3. Effects of R

So far, the results we have presented have concentrated on $R = 1$, the original Holmboe model. However, in the inviscid limit, HWI exists only for $R > 2$ (Alexakis 2007). Figure 5 shows the stability diagram at $Re = 500$ over a range of R , with $Pr = R^2$. All diagrams show a region of instability with non-zero phase speed, which we identify as VHI. In the case $R = 3$, the diagram is very similar to the classical diagram of an inviscid fluid (Hazel 1972). The unstable region above the usual band, at low wavenumbers, has $c_r > 1$, so there is no critical layer. As $R \rightarrow 2$ from above, the inviscid results suggest that the band should narrow to a line (Alexakis 2005), but instead we see a significant region of instability. In the diagrams for $R = 1.5$ and $R = 2$, a second band of instability is observed above the first, with reduced phase speed, and we conjecture that this may be connected with the higher Holmboe modes. This has not been investigated further, as the growth rate here is vanishingly small.

In all cases, though it is not clear from the truncated diagrams, the instability is suppressed at large k by viscosity. This is in contrast to the inviscid limit, which has instability at arbitrarily large k and J . It is only in this large k limit that the wave interaction arguments can be made rigorous.

3.4. Effects of Reynolds number

The Miles-Howard theorem tells us that VHI at $R = 1$ must disappear for $J > 1/4$, in the inviscid limit $Re \rightarrow \infty$. This leaves many possibilities: 1) the region of instability could retreat below $J = 1/4$; 2) the region could shrink; or 3) the growth rates could vanish but the region remain a constant size. There may or may not be some finite Re above which VHI does not exist. It is also important to ask at what value of Re the growth of the instability is the fastest, or indeed the relative growth rate compared with the diffusion of the background profile.

The growth rate is maximised between $Re = 25$ and $Re = 30$, with value $\sigma \approx 0.0105$.

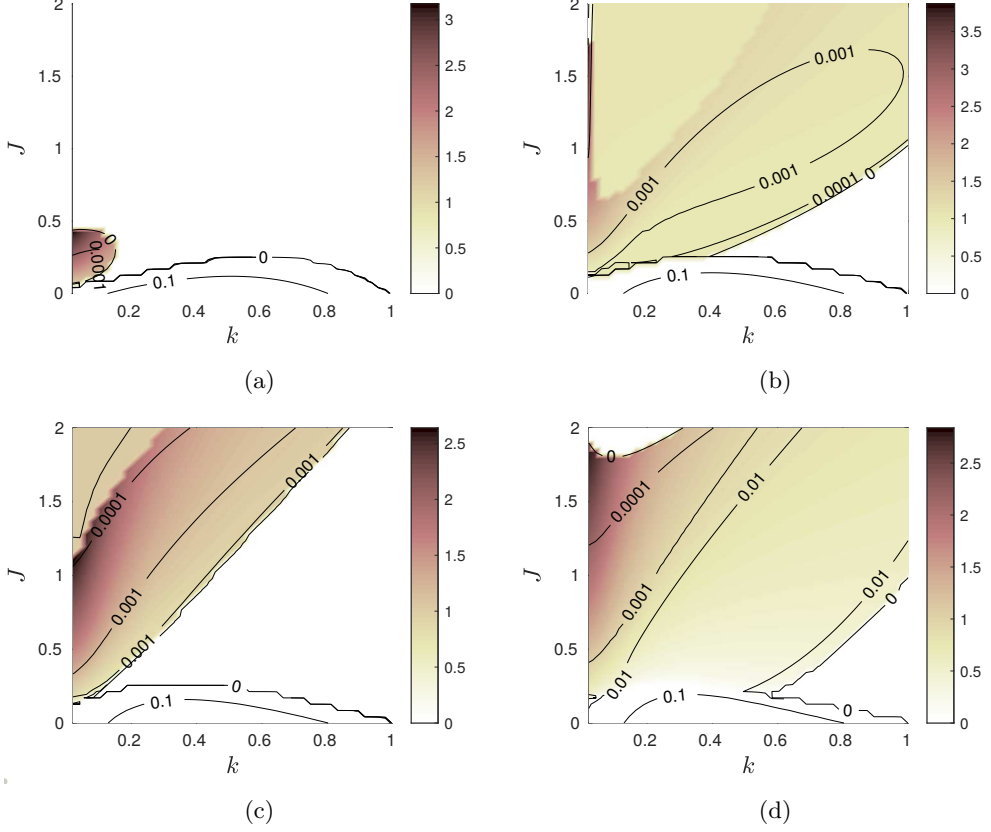


Figure 5: As for figure 1, but with (a) $R = 0.5$, $Pr = 0.25$, (b) $R = 1.5$, $Pr = 2.25$, (c) $R = 2$, $Pr = 4$, (d) $R = 3$, $Pr = 9$. Only the last of these would exhibit HWI at $Re = \infty$.

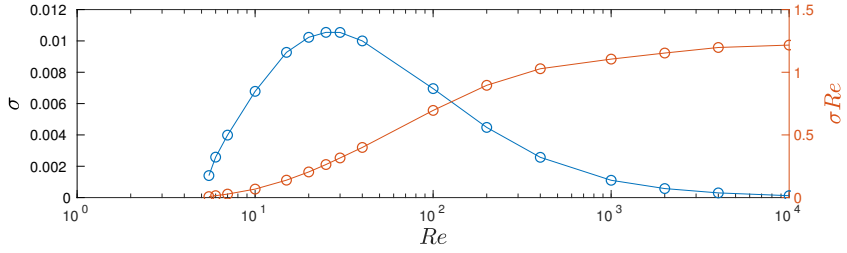


Figure 6: The growth rate σ (left axis) and relative growth rate σRe (right axis), maximised over k and J , for VHI at $R = 1$, $Pr = 1$, as Re varies.

The relative growth rate σRe , which is required to be large compared with unity for a physically relevant instability, was found to increase with Re (at least until $Re = 10000$), which is a curious result, since it means that despite the growth rate being maximised at a very low value of Re , in practice we are more likely to observe the instability at much higher Re .

The critical Reynolds number Re_c for the viscous Holmboe instability at $R = 1$, $Pr = 1$, below which there is no instability except KHI, was found to be $Re = 4.615$.

At criticality, the instability appears at $J = 0.25$ and $k = 0.12$. This is in contrast with KHI, which at $J = 0$ was found to have $Re_c = 0$ (Betchov & Szewczyk 1963). In that case, viscosity has a purely stabilising effect.

4. Nonlinear evolution

Smyth & Peltier (1990) showed that at low Reynolds numbers, the linear evolution of HWI is insufficiently fast to overcome the diffusion of the background flow. This leads to the possibility that VHI, for which the growth rates are always small, never physically manifests when the background flow is allowed to diffuse. We consider the nonlinear evolution, which allows us to see whether the viscous Holmboe instability develops the classic counter-propagating vortices of HWI. We use the same DNS code as Parker *et al.* (2019) to solve the full Boussinesq equations, which is pseudospectral in the streamwise direction and utilises finite differences in the vertical. In the present case, the background flow is allowed to diffuse.

Here we present the results of two direct numerical simulations (restricted to two dimensions) with $R = 1.5$, a case for which no HWI is predicted in the inviscid limit. We take $Re = 4000$, a compromise between maximising the relative growth rate (see section 3.4) and minimising the spatial resolution. We chose a domain width of $L_x = 20$, which permits multiple unstable modes. Figure 7 shows the results of a calculation with $J = 0.1$, for which we expect a Kelvin-Helmholtz instability to develop to finite amplitude. A linear stability analysis predicts exponential growth rates of $\sigma = 0.1244$ and $\sigma = 0.0981$ for mode 1 and mode 2 disturbances ($k = \pi/10$ and $k = \pi/5$) respectively, in both cases with zero phase speed. We use a relatively large initial perturbation of random noise in low wavenumber Fourier and Hermite modes, which, along with the comparable growth rates for the two unstable modes, leads to an incoherent, but nevertheless recognisable, Kelvin-Helmholtz billow. At the large Re studied, this rapidly breaks down into turbulence, and significant mixing is achieved, although it is important to remember that this DNS is restricted to two dimensions, and so the specific characteristics of the mixing are likely to be unphysical.

Figure 8 shows the same calculation with $J = 0.67$, which maximises the growth rate for VHI at this wavenumber. Again, both modes 1 and 2 are unstable, with growth rates $\sigma = 4.1121 \times 10^{-4}$ and $\sigma = 1.7012 \times 10^{-4}$ respectively, and phase velocities $c_r = \pm 1.0211$ and $c_r = \pm 1.0056$. Since the phase speeds are greater than 1, no critical layer exists for these instabilities. In this case, the relative growth rate clearly does not satisfy $\sigma Re \gg 1$, so we require a large initial perturbation to trigger significant instability. The strong asymmetry of this random perturbation means that a Holmboe ‘wave’ is apparent only on one side of the interface. Despite the lack of a critical layer, a ‘cusped wave’ very reminiscent of classic HWI (Alexakis 2009; Salehipour *et al.* 2016) is apparent, and grows large enough for a clear vortex to be apparent. This vortex is responsible for some mixing, which can be observed when comparing the long time vorticity distribution above the interface, where the vortex exists, to below, where no strong VHI was triggered. However, this mixing is relatively weak compared with the diffusion of the background profile. It is difficult to define a speed precisely for the nonlinear wave, but it appears to be close to 1. Both the background flow velocity at the level of the vortices and the phase velocity of the linear instability are also approximately equal to 1. Animations of both evolving flows are available as supplementary materials.

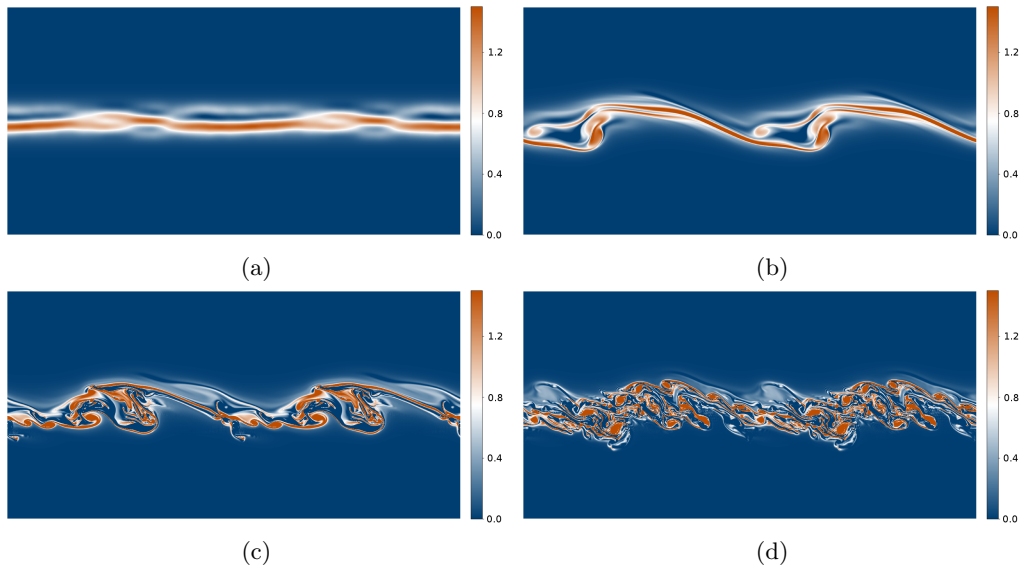


Figure 7: The total vorticity field of a two-dimensional nonlinear simulation of the Boussinesq equations at $Re = 4000$, $Pr = 2.25$, $L_x = 20$, $L_z = 10$ and $J = 0.1$. The initial state is a background field with $R = 1.5$, plus a perturbation of random noise in the first sixth of the horizontal Fourier modes, and the first five Hermite polynomials in the vertical. Two domain widths are shown horizontally. (a) $t = 0$, showing the random initial conditions. (b) $t = 20$, showing the Kelvin-Helmholtz billow that has begun to develop. (c) $t = 40$, showing that the billow has saturated and is starting to break down. (d) $t = 60$, showing that the KHI has led to (two-dimensional) turbulence. An animation of the evolving flow is available as supplementary material.

5. Discussion and Conclusions

In this paper, we have described a new, inherently viscous instability and have demonstrated that it shares many of the characteristic features of the classic, inviscid Holmboe wave instability, namely manifesting as a propagating vortex on either side of the mixing layer and appearing to be caused by the interaction of internal gravity waves on a shear interface. Since it exists in regions of parameter space where no instability is predicted in the inviscid limit, we term it the viscous Holmboe instability, or VHI. The instability we have described is distinct from the ‘viscous Holmboe wave instability’ found by Eaves & Caulfield (2017) in plane Couette flow, which required non-slip and non-penetration effects in the presence of a rigid boundary, whereas we have shown that boundaries only weakly affect the instability, and the VHI discussed here is truly an instability of a stratified shear layer. Despite the similarities to inviscid HWI, it has significant differences from the classical case: it exists when the density interface is *not sharp* compared with the shear layer; it can have a phase speed greater than the maximum fluid velocity; and it is *destabilised* by viscosity. As a result of the fact that the VHI described here is an instability of an unsteady background profile which itself diffuses away slowly, we find the curious situation that although this is an instability which requires viscosity to exist, the effect of the instability relative to the diffusion of the background flow appears to be greater as Re is increased.

This work is a study of how viscosity affects the Holmboe wave instability as certain parameters are varied. There are many possible extensions which have been examined for

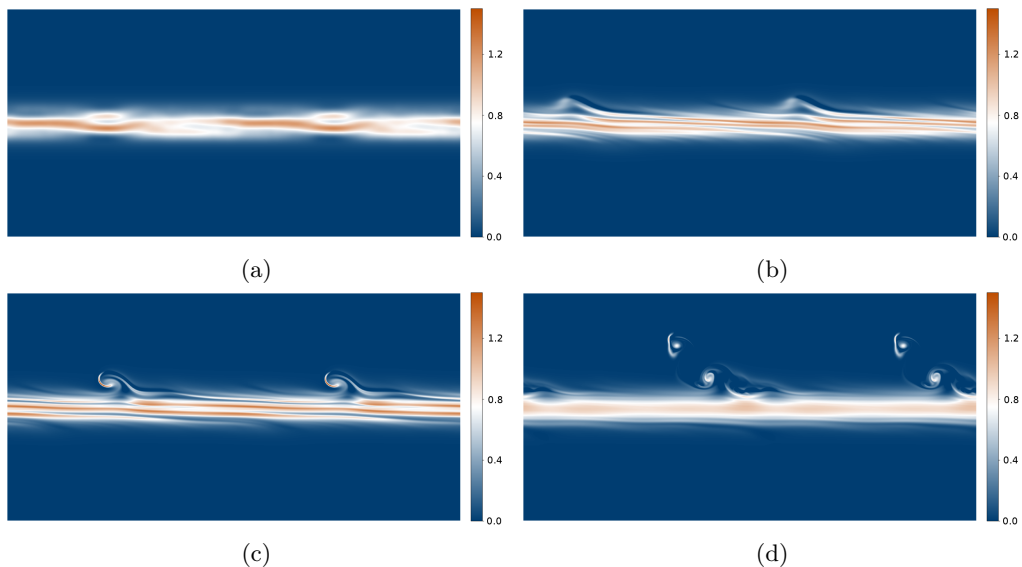


Figure 8: As for figure 7, but with $J = 0.4355$. (a) $t = 0$, showing the random initial conditions. (b) $t = 20$, showing that a ‘cusped wave’ is apparent, characteristic of HWI at finite amplitude. (c) $t = 35$, showing that a leftwards-propagating vortex is now visible above the shear layer. (d) $t = 110$, showing that the vortex has weakened as the mixing layer diffuses away. An animation of the evolving flow is available as supplementary material.

(classic) HWI, including considering the effects of compressibility (Witzke *et al.* 2015) and relaxing the Boussinesq approximation (Umurhan & Heifetz 2007; Churilov 2019). We briefly investigated the possibility that the higher Holmboe modes described by Alexakis (2005, 2007, 2009) are also destabilised by viscosity at low R , and did indeed find a further band of instability with very small growth rates. Our work has been entirely restricted to two dimensions. Though this is a common assumption when studying linear instabilities of shear flows, there is no physical basis for this, and indeed we would fully expect to see the fastest growing mode being three-dimensional in some regions of parameter space, based on the results of Smyth & Peltier (1990). A third dimension would also significantly affect the nonlinear evolution of the instability at high Re .

Despite the lack of a sharp density interface relative to the shear layer for the parameters for which we have found instability, we would certainly still expect internal gravity waves to be present on the interface. There is no reason we are aware of, *a priori*, to think that these could not resonate with the vorticity waves to cause instability. The wave resonance descriptions of stratified shear instabilities have been mainly qualitative, except in the cases of piecewise constant density and vorticity profiles, which would be physically inconsistent at finite viscosity. Recent attempts to analyse the components of resonances (Carpenter *et al.* 2010; Eaves & Balmforth 2019) and to understand better the dynamics of the resonant system (Heifetz & Guha 2018, 2019) have relied on analysis which requires perturbations to be inviscid, and these certainly would not apply in the low Re regimes we have described. Though the theory of wave resonance has given useful insight in many situations, it is clearly not the full picture. One major outstanding question is how the Miles-Howard criterion may relate to the wave resonance picture. Baines & Mitsudera

(1994) give an argument from critical layer theory, though the authors themselves admit that this gives neither a necessary nor sufficient criterion for stability.

Most of the unstable regions of the viscous Holmboe instability for $R \leq 2$ have $|c_r| > 1$, so there is no critical layer. Therefore, Lindzen's wave over-reflection hypothesis for the mechanism of stratified shear instabilities, as well as other interpretations based on the existence of a critical layer, such as the wave-particle interaction described by Churilov (2019), cannot apply. This is in contrast with the viscous instability described by Miller & Lindzen (1988), in which the viscosity was thought to enable over-reflection at the critical layer. As discussed by Smyth & Peltier (1989), it could be possible that the instability is associated with over-reflection of a wave with a different phase speed, which therefore could itself have a critical layer, but this makes an intuitive explanation much harder. Since the wave over-reflection theory is not a predictive explanation of the instability in this case, it does not seem useful here, though it has certainly proven important in many other circumstances.

Under carefully controlled parameters, we have been able to show significant nonlinear growth of the viscous Holmboe instability at $R = 1.5$ and $Re = 4000$, from initial noise, leading to secondary instabilities and transition to disorder. This primary instability has no critical layer. Nevertheless, most of the regions of instability we have studied, with $R < 2$, have much lower growth rates. We conclude that the viscous Holmboe instability is unlikely to be particularly significant in physical processes. In addition to this, for typical values of Prandtl number in the atmosphere ($Pr \approx 0.7$) we see very small growth rates and for typical values of $Pr \approx 7$ in the oceans, we see the full classical HWI, since in this case R is usually large.

Despite these caveats, we have demonstrated the definite existence of an instability which bears a striking resemblance to HWI, but violates many of the supposed prerequisite conditions. We therefore suggest that any instability in a stratified shear layer be considered Holmboe instability if it manifests as propagating vortices on either side of the shear layer, regardless of the relative width of the density interface, the presence of critical layers or the minimum value of the gradient Richardson number.

6. Declaration of Interests

The authors report no conflict of interest.

REFERENCES

- ALEXAKIS, A. 2005 On Holmboe's instability for smooth shear and density profiles. *Phys. Fluids* **17** (8), 084103.
- ALEXAKIS, A. 2007 Marginally unstable Holmboe modes. *Phys. Fluids* **19** (5), 054105.
- ALEXAKIS, A. 2009 Stratified shear flow instabilities at large Richardson numbers. *Phys. Fluids* **21** (5), 054108.
- BAINES, P. G. & MITSUDERA, H. 1994 On the mechanism of shear flow instabilities. *J. Fluid Mech.* **276**, 327–342.
- BETCHOV, R. & SZEWCZYK, A. 1963 Stability of a shear layer between parallel streams. *Phys. Fluids* **6** (10), 1391–1396.
- CAIRNS, R. A. 1979 The role of negative energy waves in some instabilities of parallel flows. *J. Fluid Mech.* **92**, 1–14.
- CARPENTER, J. R., BALMFORTH, N. J. & LAWRENCE, G. A. 2010 Identifying unstable modes in stratified shear layers. *Phys. Fluids* **22** (5), 054104.
- CARPENTER, J. R., TEDFORD, E. W., HEIFETZ, E. & LAWRENCE, G. A. 2013 Instability in Stratified Shear Flow: Review of a Physical Interpretation Based on Interacting Waves. *Appl. Mech. Rev.* **64** (6), 060801.

- CAULFIELD, C. P. 1994 Multiple linear instability of layered stratified shear flow. *J. Fluid Mech.* **258**, 255–285.
- CAULFIELD, C. P., PELTIER, W. R., YOSHIDA, S. & OHTANI, M. 1995 An experimental investigation of the instability of a shear flow with multilayered density stratification. *Phys. Fluids* **7** (12), 3028–3041.
- CHURILOV, S. M. 2019 Holmboe instability beyond the Boussinesq approximation revisited. *Phys. Fluids* **31** (9), 094104.
- CHURILOV, S. M. & SHUKHMAN, I. G. 1996 The nonlinear critical layer resulting from the spatial or temporal evolution of weakly unstable disturbances in shear flows. *J. Fluid Mech.* **318**, 189–221.
- DRAZIN, P. G. 1958 The stability of a shear layer in an unbounded heterogeneous inviscid fluid. *J. Fluid Mech.* **4** (2), 214–224.
- EAVES, T. S. & BALMFORTH, N. J. 2019 Instability of sheared density interfaces. *J. Fluid Mech.* **860**, 145171.
- EAVES, T. S. & CAULFIELD, C. P. 2017 Multiple instability of layered stratified plane Couette flow. *J. Fluid Mech.* **813**, 250278.
- GARCIA, R. V. 1956 Barotropic waves in straight parallel flow with curved velocity profile. *Tellus* **8** (1), 82–93.
- HAZEL, P. 1972 Numerical studies of the stability of inviscid stratified shear flows. *J. Fluid Mech.* **51** (1), 39–61.
- HEIFETZ, E. & GUHA, A. 2018 A generalized action-angle representation of wave interaction in stratified shear flows. *J. Fluid Mech.* **834**, 220–236.
- HEIFETZ, E. & GUHA, A. 2019 Normal form of synchronization and resonance between vorticity waves in shear flow instability. *Phys. Rev. E* **100**, 043105.
- HOGG, A. MCC. & IVEY, G. N. 2003 The Kelvin-Helmholtz to Holmboe instability transition in stratified exchange flows. *J. Fluid mech.* **477**, 339–362.
- HOLMBOE, J. 1960 Unpublished lecture notes.
- HOLMBOE, J. 1962 On the behavior of symmetric waves in stratified shear layers. *Geophys. Publ.* **24**, 37.
- HOWARD, L. N. 1961 Note on a paper of John W. Miles. *J. Fluid Mech.* **10** (4), 509–512.
- JONES, C. A. 1977 The onset of shear instability in stars. *Geophys. Astrophys. Fluid Dyn.* **8** (1), 165–184.
- LINDZEN, R. S. 1988 Instability of plane parallel shear flow (toward a mechanistic picture of how it works). *Pure Appl. Geophys.* **126** (1), 103–121.
- MASLOWE, S. A. 1986 Critical layers in shear flows. *Annu. Rev. Fluid Mech.* **18** (1), 405–432.
- MILES, J. W. 1961 On the stability of heterogeneous shear flows. *J. Fluid Mech.* **10** (4), 496–508.
- MILLER, R. L. & LINDZEN, R. S. 1988 Viscous destabilization of stratified shear flow for $Ri > 1/4$. *Geophys. Astrophys. Fluid Dyn.* **42** (1–2), 49–91.
- PARKER, J. P., CAULFIELD, C. P. & KERSWELL, R. R. 2019 Kelvin-Helmholtz billows above Richardson number $1/4$. *J. Fluid Mech.* **879**, R1.
- SALEHIPOUR, HESAM, CAULFIELD, C. P. & PELTIER, W. R. 2016 Turbulent mixing due to the Holmboe wave instability at high Reynolds number. *J. Fluid Mech.* **803**, 591621.
- SMYTH, W. D. & CARPENTER, J. R. 2019 *Instability in Geophysical Flows*. Cambridge University Press.
- SMYTH, W. D., KLAASSEN, G. P. & PELTIER, W. R. 1988 Finite amplitude Holmboe waves. *Geophys. Astrophys. Fluid Dyn.* **43** (2), 181–222.
- SMYTH, W. D. & PELTIER, W. R. 1989 The transition between Kelvin-Helmholtz and Holmboe instability: an investigation of the overreflection hypothesis. *J. Atmospheric Sci.* **46** (24), 3698–3720.
- SMYTH, W. D. & PELTIER, W. R. 1990 Three-dimensional primary instabilities of a stratified, dissipative, parallel flow. *Geophys. Astrophys. Fluid Mech.* **52** (4), 249–261.
- SMYTH, W. D. & WINTERS, K. B. 2003 Turbulence and Mixing in Holmboe Waves. *J. Phys. Oceanogr.* **33** (4), 694–711.
- SQUIRE, H. B. 1933 On the stability for three-dimensional disturbances of viscous fluid flow between parallel walls. *Proc. Royal Soc. A* **142** (847), 621–628.
- TAYLOR, G. I. 1931 Effect of variation in density on the stability of superposed streams of fluid. *Proc. Royal Soc. Lond. A* **132** (820), 499–523.

- THORPE, S. A. 2005 *The Turbulent Ocean*. Cambridge University Press.
- TROITSKAYA, YU. I. 1991 The viscous-diffusion nonlinear critical layer in a stratified shear flow. *J. Fluid Mech.* **233**, 25–48.
- UMURHAN, O. M. & HEIFETZ, E. 2007 Holmboe modes revisited. *Phys. Fluids* **19** (6), 064102.
- WITZKE, V., SILVERS, L. J. & FAVIER, B. 2015 Shear instabilities in a fully compressible polytropic atmosphere. *Astron. Astrophys.* **577**, A76.
- YIH, C.-S. 1955 Stability of two-dimensional parallel flows for three-dimensional disturbances. *Wart. Appl. Math.* **12**, 434–435.